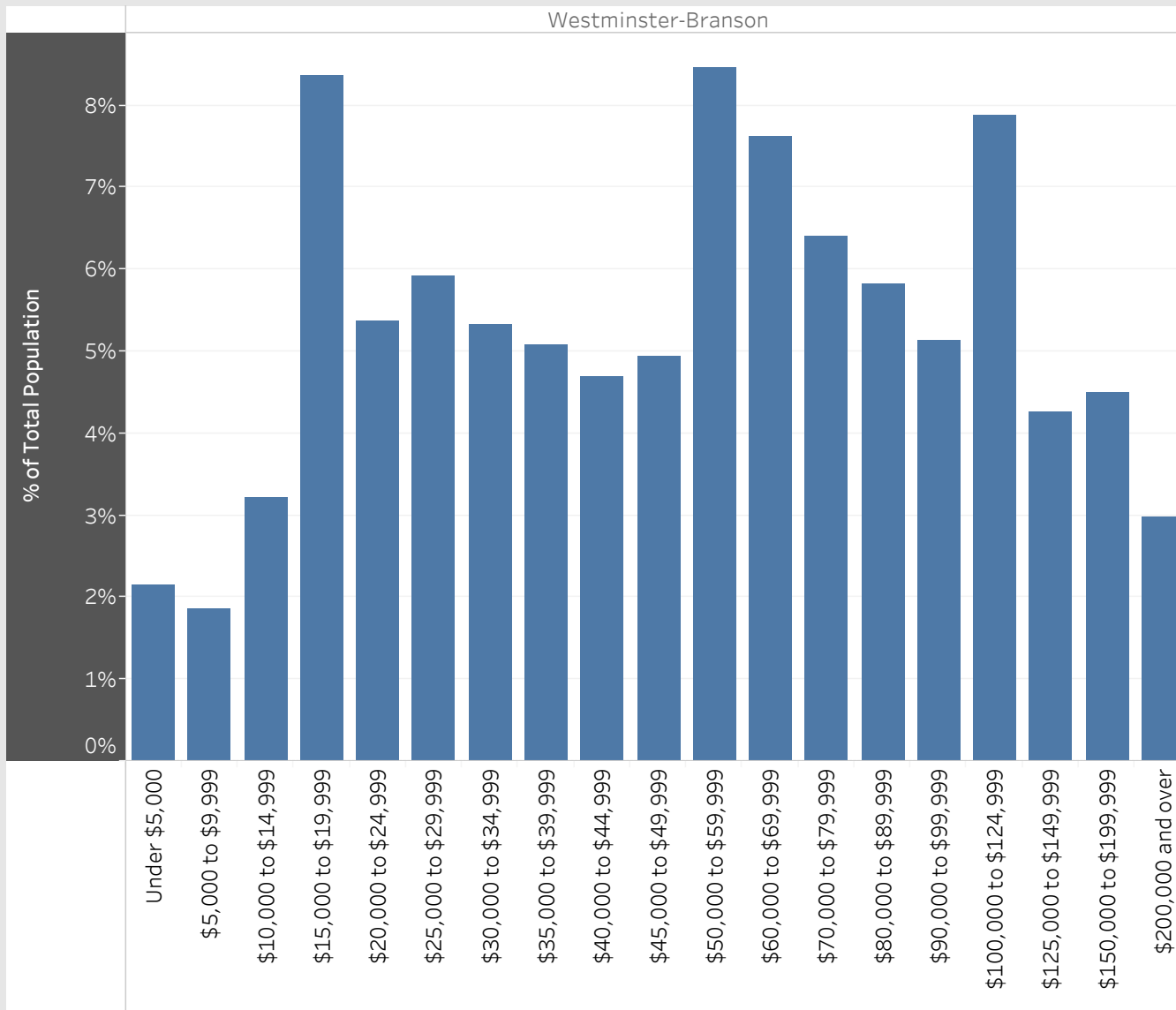


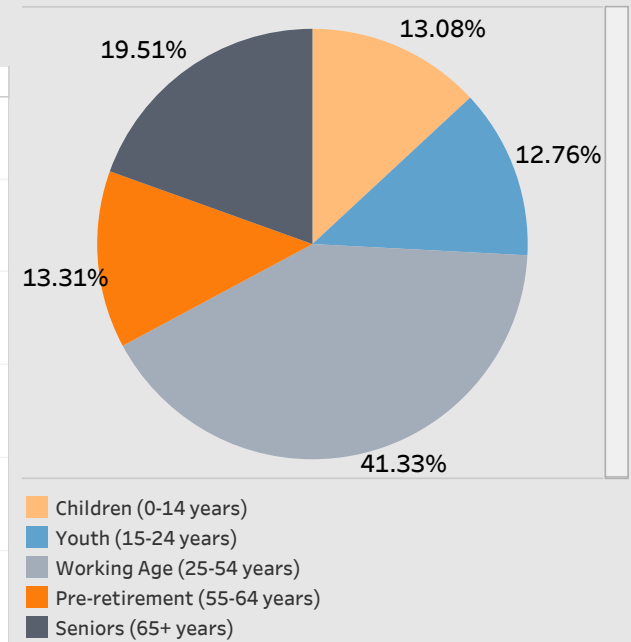


# 2016 StatsCan Data

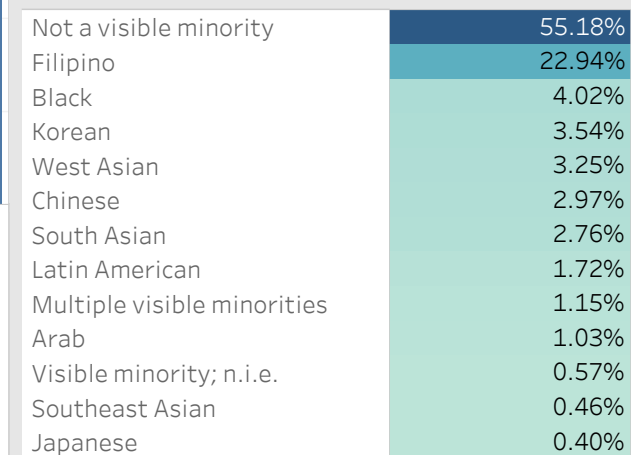
## Household Income in Westminster-Branson



## Age

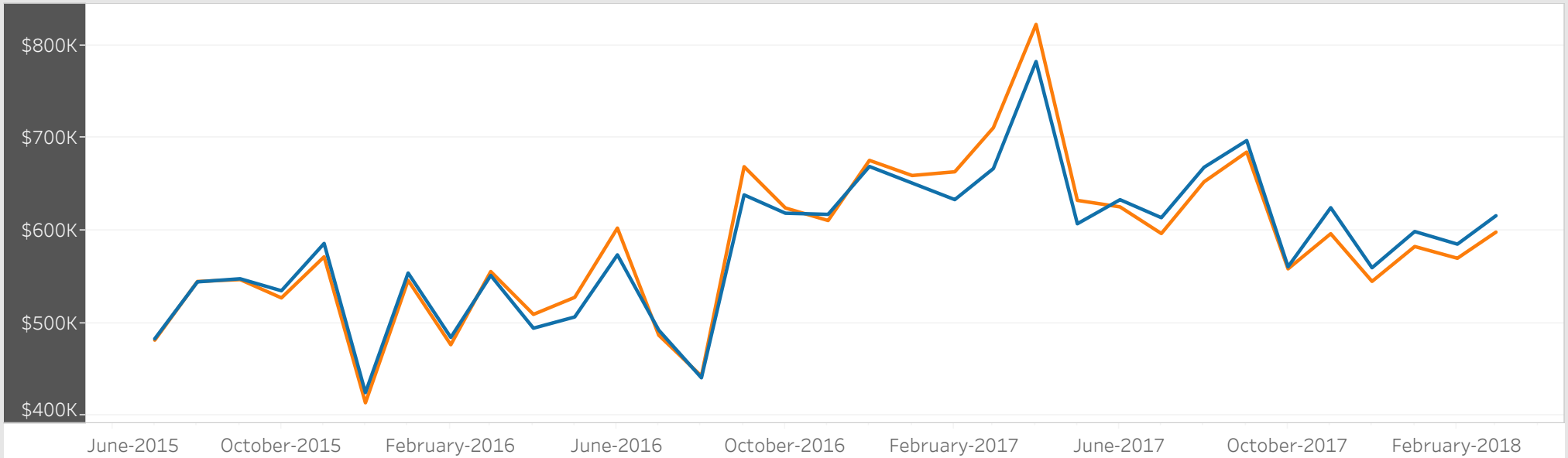


## Visible Minorities



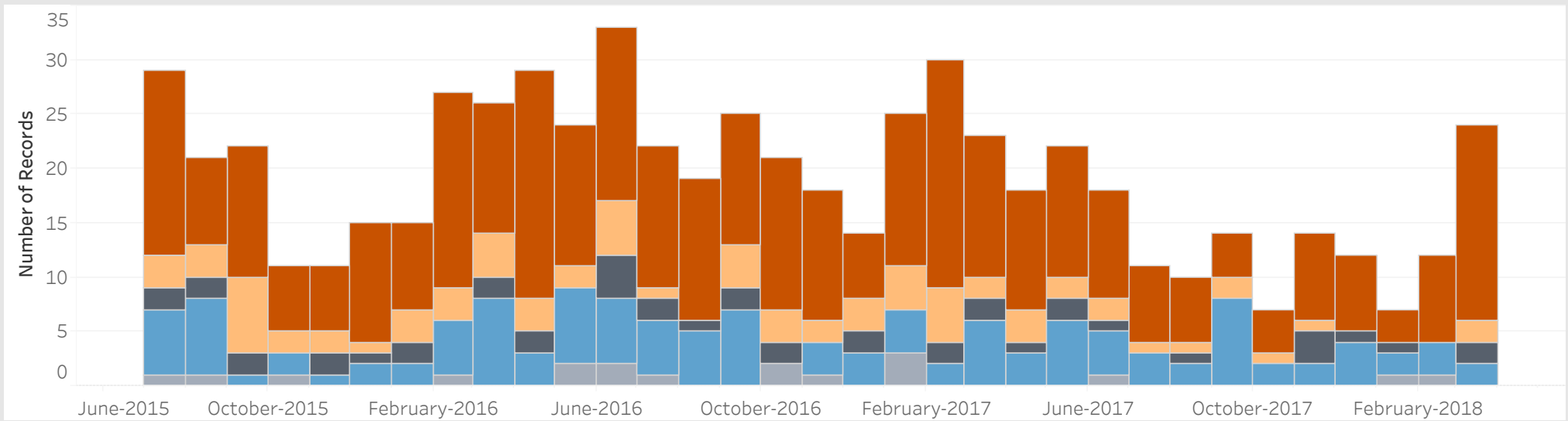
### Average Sold Price vs. Average Ask Price in Westminster-Branson

■ Avg. List Price    ■ Avg. Sold Price



### Properties Sold in Westminster-Branson by Month

■ Condo    ■ Detached    ■ Semi-Detached    ■ Townhouse    ■ Other



## Data

Month, Day, Year of Sold Date	Address1	Property Type	Bedrooms	Washrooms	Days on the Market	List Price	Sold Price
1 July, 2015	55 Millersgrove Dr, Toronto	Detached	5	5	14	\$1,349K	\$1,300K
	80 Rockford Rd, Toronto	Detached	4	2	15	\$799K	\$776K
2 July, 2015	62 Robingrove Rd, Toronto	Detached	4	4	1	\$899K	\$905K
	1707, 100 Antibes Dr, Toronto	Condo	3	2	12	\$329K	\$325K
4 July, 2015	15, 55 Cedarcroft Blvd, Toronto	Townhouse	3	2	8	\$430K	\$420K
	41 Black Hawkway Way, Toronto	Townhouse	3	3	3	\$550K	\$540K
6 July, 2015	1204, 80 Antibes Dr, Toronto	Condo	2	1	33	\$280K	\$275K
9 July, 2015	204, 55 Carscadden Dr, Toronto	Condo	2	3	57	\$300K	\$290K
	810, 1131 Steeles Ave, Toronto	Condo	2	2	18	\$450K	\$427K
10 July, 2015	208, 1101 Steeles Ave, Toronto	Condo	2	2	3	\$340K	\$335K
13 July, 2015	70 Black Hawk Way, Toronto	Townhouse	3	3	6	\$510K	\$545K
	1008, 133 Torresdale Ave, Toronto	Condo	2	1	43	\$309K	\$305K
	1405, 133 Torresdale Ave, Toronto	Condo	2	1	47	\$320K	\$318K
	1612, 1121 Steeles Ave, Toronto	Condo	2	2	4	\$390K	\$390K
16 July, 2015	201, 1201 Steeles Ave, Toronto	Condo	1	2	46	\$300K	\$295K
17 July, 2015	508, 1201 Steeles Ave, Toronto	Condo	1	2	24	\$289K	\$263K
19 July, 2015	66 Carnival Crt, Toronto	Other	3	3	5	\$659K	\$650K
	207, 115 Antibes Dr, Toronto	Condo	3	2	7	\$425K	\$415K
20 July, 2015	24 Dove Hawkway , Toronto	Townhouse	3	3	18	\$480K	\$493K
25 July, 2015	101 Robert Hicks Dr, Toronto	Semi-Detached	3	3	4	\$600K	\$650K
	203, 10 Torresdale Ave, Toronto	Condo	2	2	13	\$425K	\$420K
26 July, 2015	1907, 100 Antibes Dr, Toronto	Condo	3	2	6	\$375K	\$358K
27 July, 2015	115 Black Hawkway Way, Toronto	Townhouse	3	4	20	\$500K	\$500K
	115 Dollery Crt, Toronto	Semi-Detached	4	4	6	\$590K	\$670K
	Ph 7, 1201 Steeles Ave, Toronto	Condo	1	2	15	\$288K	\$301K
28 July, 2015	506, 100 Antibes Dr, Toronto	Condo	3	2	12	\$399K	\$387K
	901, 133 Torresdale Ave, Toronto	Condo	2	2	28	\$340K	\$337K
	1404, 10 Torresdale Ave, Toronto	Condo	2	2	2	\$589K	\$595K

## Data

Month, Day, Year of Sold Date	Address1	Property Type	Bedrooms	Washrooms	Days on the Market	List Price	Sold Price
29 July, 2015	7 Silvan Carseway , Toronto	Townhouse	3	4	16	\$490K	\$475K
3 August, 2015	212 Antibes Dr, Toronto	Townhouse	3	3	19	\$400K	\$456K
4 August, 2015	224 Torresdale Ave, Toronto	Detached	3	3	6	\$825K	\$850K
5 August, 2015	802, 135 Antibes Dr, Toronto	Condo	1	1	21	\$219K	\$200K
9 August, 2015	14 Antibes Dr, Toronto	Townhouse	3	2	25	\$539K	\$520K
	83 Rockford Rd, Toronto	Detached	3	3	4	\$950K	\$960K
	167 Hidden Tr, Toronto	Semi-Detached	3	4	10	\$778K	\$780K
10 August, 2015	13 Sea Hawkway Way, Toronto	Townhouse	3	4	7	\$540K	\$540K
	264, 19 Coneflower Cres, Toronto	Townhouse	2	2	29	\$427K	\$420K
11 August, 2015	81 Hidden Tr, Toronto	Semi-Detached	3	3	12	\$690K	\$675K
13 August, 2015	9, 285 Antibes Dr, Toronto	Townhouse	3	2	35	\$439K	\$432K
16 August, 2015	63 Robingrove Rd, Toronto	Detached	4	4	6	\$950K	\$960K
18 August, 2015	806, 10 Torresdale Ave, Toronto	Condo	2	2	28	\$419K	\$405K
20 August, 2015	24 Festival Dr, Toronto	Other	3	4	10	\$599K	\$650K
22 August, 2015	1512, 1131 Steeles Ave, Toronto	Condo	2	2	13	\$320K	\$314K
25 August, 2015	48 Antibes Dr, Toronto	Townhouse	3	2	61	\$530K	\$515K
	206, 10 Torresdale Ave, Toronto	Condo	2	2	16	\$399K	\$376K
	Ph #07, 10 Torresdale Ave, Toronto	Condo	2	3	49	\$799K	\$792K
28 August, 2015	95 Robert Hicks Dr, Toronto	Townhouse	4	3	16	\$600K	\$612K
30 August, 2015	808, 1131 Steeles Ave, Toronto	Condo	2	2	24	\$345K	\$328K
31 August, 2015	606, 1101 Steeles Ave, Toronto	Condo	2	2	40	\$350K	\$350K
	906, 135 Antibes Dr, Toronto	Condo	1	2	15	\$315K	\$305K
3 September, 2015	402, 1201 Steeles Ave, Toronto	Condo	1	2	18	\$300K	\$280K
	1105, 90 Fisherville Rd, Toronto	Condo	2	2	25	\$489K	\$460K
7 September, 2015	2301, 100 Antibes Dr, Toronto	Condo	3	1	8	\$309K	\$305K
8 September, 2015	34 Plum Treeway Way, Toronto	Townhouse	3	2	23	\$375K	\$375K
	487 Hidden Tr, Toronto	Detached	4	4	7	\$925K	\$960K
9 September, 2015	209, 1121 Steeles Ave, Toronto	Condo	2	2	16	\$360K	\$352K

## Data

Month, Day, Year of Sold Date	Address1	Property Type	Bedrooms	Washrooms	Days on the Market	List Price	Sold Price
17 September, 2015	904, 1201 Steeles Ave, Toronto	Condo	1	2	17	\$318K	\$315K
19 September, 2015	229 Torresdale Ave, Toronto	Detached	3	3	11	\$725K	\$840K
	1607, 100 Antibes Dr, Toronto	Condo	3	2	10	\$374K	\$373K
21 September, 2015	Ph02, 80 Antibes Dr, Toronto	Condo	2	2	13	\$350K	\$365K
24 September, 2015	24 Renoak Dr, Toronto	Detached	4	3	8	\$1,029K	\$1,015K
	79 Rockford Rd, Toronto	Detached	4	3	17	\$750K	\$739K
25 September, 2015	31 Rockford Rd, Toronto	Detached	3	4	37	\$799K	\$785K
27 September, 2015	5 Sunnycrest Rd, Toronto	Detached	4	3	10	\$799K	\$830K
	7 Henry Welsh Dr, Toronto	Semi-Detached	4	4	13	\$700K	\$691K
	36 Virgilwood Dr, Toronto	Semi-Detached	4	2	52	\$730K	\$730K
	702, 133 Torresdale Ave, Toronto	Condo	2	2	20	\$349K	\$336K
28 September, 2015	1903, 80 Antibes Dr, Toronto	Condo	2	2	14	\$419K	\$400K
29 September, 2015	308, 80 Antibes Dr, Toronto	Condo	2	2	69	\$329K	\$322K
	1601, 131 Torresdale Dr, Toronto	Condo	2	2	22	\$335K	\$317K
	2302, 135 Antibes Dr, Toronto	Condo	1	1	70	\$218K	\$205K
30 September, 2015	246 Fisherville Rd, Toronto	Detached	4	4	11	\$1,069K	\$1,036K
5 October, 2015	42 Shenstone Rd, Toronto	Detached	4	4	39	\$965K	\$948K
6 October, 2015	325 Hidden Tr, Toronto	Detached	4	4	1	\$1,080K	\$1,060K
7 October, 2015	1407, 100 Antibes Dr, Toronto	Condo	3	2	15	\$337K	\$335K
10 October, 2015	1107, 115 Antibes Dr, Toronto	Condo	3	2	16	\$450K	\$440K
14 October, 2015	804, 1131 Steeles Ave, Toronto	Condo	2	2	1	\$336K	\$342K
19 October, 2015	17 Festival Dr, Toronto	Other	3	4	7	\$650K	\$670K
22 October, 2015	304 Torresdale Ave, Toronto	Townhouse	3	4	23	\$503K	\$502K
	903, 80 Antibes Dr, Toronto	Condo	2	2	26	\$369K	\$335K
25 October, 2015	2, 1327 Steeles Ave, Toronto	Townhouse	3	4	40	\$519K	\$505K
28 October, 2015	1708, 100 Antibes Dr, Toronto	Condo	3	2	22	\$345K	\$335K
29 October, 2015	708, 100 Antibes Dr, Toronto	Condo	3	2	1	\$329K	\$325K
3 November, 2015	1207, 133 Torresdale Ave, Toronto	Condo	2	2	44	\$369K	\$365K

## Data

Month, Day, Year of Sold Date	Address1	Property Type	Bedrooms	Washrooms	Days on the Market	List Price	Sold Price
4 November, 2015	3 Renoak Dr, Toronto	Detached	3	3	23	\$1,139K	\$1,100K
5 November, 2015	115 Black Hawkway Way, Toronto	Townhouse	3	4	33	\$500K	\$485K
	Ph202, 1101 Steeles Ave, Toronto	Condo	2	2	32	\$360K	\$358K
6 November, 2015	116 Robert Hicks Dr, Toronto	Semi-Detached	3	4	11	\$650K	\$635K
11 November, 2015	2103, 100 Antibes Dr, Toronto	Condo	3	2	10	\$381K	\$380K
17 November, 2015	1004, 115 Antibes Dr, Toronto	Condo	3	2	17	\$280K	\$270K
23 November, 2015	2 Millersgrove Dr, Toronto	Semi-Detached	3	4	22	\$750K	\$730K
	2406, 80 Antibes Dr, Toronto	Condo	2	2	55	\$368K	\$349K
24 November, 2015	12 Hearthstone Cres, Toronto	Detached	4	5	30	\$1,298K	\$1,280K
25 November, 2015	1607, 133 Torresdale Ave, Toronto	Condo	2	2	21	\$350K	\$334K
2 December, 2015	215, 17 Coneflower Cres, Toronto	Townhouse	2	2	24	\$429K	\$420K
9 December, 2015	208, 17 Coneflower Cres, Toronto	Townhouse	2	2	24	\$410K	\$402K
13 December, 2015	708, 1101 Steeles Ave, Toronto	Condo	2	2	45	\$350K	\$330K
14 December, 2015	132 Fisherville Rd, Toronto	Detached	4	4	6	\$1,000K	\$1,000K
	505, 1121 Steeles Ave, Toronto	Condo	2	2	30	\$339K	\$325K
17 December, 2015	603, 1131 Steeles Ave, Toronto	Condo	2	2	74	\$369K	\$340K
19 December, 2015	403, 1131 Steeles Ave, Toronto	Condo	2	2	5	\$379K	\$375K
20 December, 2015	504, 1111 Steeles Ave, Toronto	Condo	2	2	18	\$289K	\$285K
	706, 1131 Steeles Ave, Toronto	Condo	2	2	52	\$358K	\$345K
	1206, 1101 Steeles Ave, Toronto	Condo	2	2	63	\$379K	\$365K
22 December, 2015	36 Ivan Nelson Dr, Toronto	Semi-Detached	4	3	15	\$660K	\$660K
24 December, 2015	1003, 115 Antibes Dr, Toronto	Condo	3	2	17	\$420K	\$415K
27 December, 2015	903, 135 Antibes Dr, Toronto	Condo	1	2	34	\$340K	\$330K
29 December, 2015	602, 115 Antibes Dr, Toronto	Condo	3	2	26	\$349K	\$318K
	#1201, 100 Antibes Dr, Toronto	Condo	3	1	27	\$299K	\$295K
4 January, 2016	1505, 1101 Steeles Ave, Toronto	Condo	2	2	63	\$389K	\$370K
5 January, 2016	102, 1131 Steeles Ave, Toronto	Condo	2	1	53	\$340K	\$317K
9 January, 2016	1802, 133 Torresdale Ave, Toronto	Condo	2	2	6	\$325K	\$310K

Data

Month, Day, Year of Sold Date	Address1	Property Type	Bedrooms	Washrooms	Days on the Market	List Price	Sold Price
11 January, 2016	103 Stillwater Cres, Toronto	Semi-Detached	3	4	6	\$700K	\$735K
16 January, 2016	3 Carriage Lane, Toronto	Detached	5	5	6	\$1,438K	\$1,385K
18 January, 2016	57 Virgilwood Dr, Toronto	Semi-Detached	4	2	7	\$599K	\$618K
19 January, 2016	9 Coach Liteway , Toronto	Townhouse	4	2	70	\$549K	\$528K
	44 Russfax Dr, Toronto	Detached	4	3	9	\$979K	\$980K
	1410, 1131 Steeles Ave, Toronto	Condo	2	2	1	\$370K	\$360K
22 January, 2016	Ph 7, 1201 Steeles Ave W	Condo	2	2	4	\$490K	\$500K
24 January, 2016	250, 19 Coneflower Cres	Townhouse	2	2	45	\$419K	\$415K
26 January, 2016	1408, 131 Torresdale Ave	Condo	2	2	49	\$360K	\$357K
27 January, 2016	2702, 135 Antibes Dr	Condo	1	1	48	\$213K	\$212K
28 January, 2016	63 Stonedene Blvd	Detached	3	2	8	\$800K	\$775K
	1401, 100 Antibes Dr	Condo	2	1	15	\$339K	\$330K
2 February, 2016	116, 15 Coneflower Cres	Townhouse	2	1	12	\$399K	\$396K
	501, 1101 Steeles Ave W	Condo	2	2	61	\$320K	\$308K
4 February, 2016	1005, 1201 Steeles Ave W	Condo	2	2	78	\$399K	\$388K
	1007, 115 Antibes Dr	Condo	3	2	14	\$376K	\$360K
5 February, 2016	1205, 80 Antibes Dr	Condo	2	2	60	\$329K	\$320K
6 February, 2016	305, 10 Torresdale Ave N	Condo	2	2	37	\$387K	\$374K
	481 Hidden Tr	Detached	4	5	22	\$1,300K	\$1,292K
	1206, 90 Fisherville Rd	Condo	2	2	106	\$360K	\$350K
7 February, 2016	67 Robingrove Rd	Detached	4	3	6	\$1,088K	\$1,040K
11 February, 2016	206, 1201 Steeles Ave W	Condo	2	2	57	\$305K	\$289K
12 February, 2016	906, 135 Antibes Dr	Condo	2	2	29	\$325K	\$310K
16 February, 2016	2101, 131 Torresdale Ave	Condo	2	2	85	\$335K	\$317K
	Ph05, 133 Torresdale Ave	Condo	2	1	10	\$340K	\$323K
17 February, 2016	402, 133 Torresdale Ave	Condo	3	2	14	\$409K	\$410K
18 February, 2016	68 Carnival Crt	Other	3	3	7	\$695K	\$726K
	251, 19 Coneflower Cres	Townhouse	2	2	8	\$439K	\$429K



## Data

Month, Day, Year of Sold Date	Address1	Property Type	Bedrooms	Washrooms	Days on the Market	List Price	Sold Price
19 February, 2016	1010, 1131 Steeles Ave W	Condo	2	2	37	\$360K	\$355K
	1408, 1131 Steeles Ave W	Condo	2	2	39	\$365K	\$350K
	2006, 100 Antibes Dr	Condo	3	2	5	\$319K	\$343K
22 February, 2016	204, 17 Coneflower Cres	Townhouse	2	2	67	\$420K	\$416K
23 February, 2016	15 Coneflower Cres	Townhouse	2	2	1	\$435K	\$425K
	1801, 131 Torresdale Ave	Condo	2	2	4	\$330K	\$332K
25 February, 2016	33 Candle Liteway	Townhouse	3	2	8	\$431K	\$492K
	87 Fisherville Rd	Detached	6	4	2	\$1,438K	\$1,355K
26 February, 2016	1107, 1121 Steeles Ave	Condo	2	2	31	\$399K	\$399K
28 February, 2016	2206, 131 Torresdale Ave	Condo	2	2	3	\$420K	\$415K
29 February, 2016	314, 1101 Steeles Ave W	Condo	2	2	20	\$355K	\$350K
2 March, 2016	707, 100 Antibes Dr	Condo	3	2	40	\$420K	\$395K
4 March, 2016	1514, 1121 Steeles Ave W	Condo	2	2	25	\$339K	\$330K
7 March, 2016	203, 133 Torresdale Ave	Condo	2	2	18	\$359K	\$345K
	246, 15 Coneflower Cres	Townhouse	2	2	124	\$425K	\$422K
8 March, 2016	216, 17 Coneflower Cres	Condo	2	2	34	\$420K	\$415K
9 March, 2016	Ph8, 131 Torresdale Ave	Condo	2	2	8	\$400K	\$385K
11 March, 2016	318 Torresdale Ave	Townhouse	3	3	7	\$599K	\$580K
12 March, 2016	2104, 80 Antibes Dr	Condo	2	1	12	\$329K	\$332K
13 March, 2016	29 Robert Hicks Dr	Townhouse	3	3	28	\$580K	\$575K
	220 Robert Hicks Dr	Semi-Detached	3	3	5	\$660K	\$686K
	1101, 90 Fisherville Rd	Condo	2	2	24	\$330K	\$308K
14 March, 2016	217, 17 Coneflower Cres	Townhouse	2	2	52	\$420K	\$415K
15 March, 2016	805, 100 Antibes Dr	Condo	2	2	13	\$320K	\$303K
16 March, 2016	35 Sunnycrest Rd	Detached	5	5	8	\$1,079K	\$1,040K
	43 Coach Liteway	Townhouse	3	2	12	\$500K	\$470K
17 March, 2016	11, 55 Cedarcroft Blvd	Townhouse	3	2	5	\$439K	\$437K
	243 Torresdale Ave	Detached	4	3	3	\$1,090K	\$1,182K

## Data

Month, Day, Year of Sold Date	Address1	Property Type	Bedrooms	Washrooms	Days on the Market	List Price	Sold Price
17 March, 2016	502, 8 Kingsbridge Crt	Condo	1	1	40	\$208K	\$200K
	1707, 100 Antibes Dr	Condo	3	2	18	\$430K	\$416K
19 March, 2016	19, 55 Cedarcroft Blvd	Townhouse	3	2	28	\$429K	\$420K
22 March, 2016	1 Black Hawkway Way	Townhouse	3	3	14	\$560K	\$553K
	2009, 10 Torresdale Ave	Condo	1	2	8	\$490K	\$485K
23 March, 2016	202, 115 Antibes Dr	Condo	3	2	57	\$373K	\$365K
25 March, 2016	21 Fawnhaven Crt	Semi-Detached	3	4	1	\$678K	\$735K
29 March, 2016	79 Millersgrove Dr	Detached	4	4	1	\$1,459K	\$1,500K
31 March, 2016	87 Millersgrove Dr	Detached	4	4	3	\$1,000K	\$1,150K
4 April, 2016	29, 27 Coneflower Cres	Townhouse	3	3	20	\$498K	\$535K
	609, 1131 Steeles Ave W	Condo	2	2	25	\$368K	\$336K
5 April, 2016	254 Fisherville Rd	Detached	5	4	18	\$1,050K	\$1,120K
6 April, 2016	807, 1201 Steeles Ave W	Condo	3	2	88	\$389K	\$375K
	1005, 133 Torresdale Ave	Condo	2	1	29	\$329K	\$315K
7 April, 2016	1705, 135 Antibes Dr	Condo	1	1	72	\$239K	\$222K
	2007, 80 Antibes Dr	Condo	3	2	14	\$359K	\$345K
	2302, 135 Antibes Dr	Condo	1	1	5	\$228K	\$228K
8 April, 2016	1610, 1121 Steeles Ave	Condo	2	2	17	\$399K	\$400K
10 April, 2016	45 Stonedene Blvd	Detached	4	3	11	\$1,065K	\$1,035K
11 April, 2016	2701, 100 Antibes Dr	Condo	3	3	6	\$659K	\$650K
12 April, 2016	902, 131 Torresdale Ave	Condo	2	2	8	\$400K	\$400K
	1602, 135 Antibes Dr, Toronto	Condo	1	1	23	\$230K	\$220K
14 April, 2016	1204, 135 Antibes Dr	Condo	2	2	3	\$330K	\$330K
18 April, 2016	1, 285 Antibes Dr	Townhouse	3	3	5	\$465K	\$497K
	508, 1201 Steeles Ave W	Condo	2	2	55	\$409K	\$392K
	1214, 1121 Steeles Ave W	Condo	2	2	19	\$328K	\$330K
20 April, 2016	39 Candle Liteway Way	Townhouse	3	2	9	\$500K	\$529K
	1801, 135 Antibes Dr	Condo	2	2	24	\$400K	\$389K

## Data

Month, Day, Year of Sold Date	Address1	Property Type	Bedrooms	Washrooms	Days on the Market	List Price	Sold Price
20 April, 2016	# 1505, 10 Torresdale Ave	Condo	2	2	31	\$385K	\$366K
21 April, 2016	248 Robert Hicks Dr	Semi-Detached	3	4	2	\$700K	\$755K
	321 Hidden Tr	Detached	4	4	6	\$1,249K	\$1,700K
	1004, 1201 Steeles Ave W	Condo	2	2	141	\$315K	\$310K
22 April, 2016	2005, 131 Torresdale Ave	Condo	2	2	14	\$490K	\$475K
25 April, 2016	227 Robert Hicks Dr	Semi-Detached	4	4	26	\$738K	\$728K
28 April, 2016	808, 10 Torresdale Ave	Condo	2	3	2	\$649K	\$630K
	1803, 135 Antibes Dr	Condo	3	2	8	\$385K	\$379K
29 April, 2016	1509, 1121 Steeles Ave W	Condo	2	2	1	\$400K	\$396K
	2107, 133 Torresdale Ave	Condo	3	2	27	\$380K	\$380K
3 May, 2016	112 Carnival Crt	Other	3	3	5	\$716K	\$750K
4 May, 2016	2002, 80 Antibes Dr	Condo	3	2	6	\$375K	\$375K
5 May, 2016	4 Blue Flag Gate	Townhouse	3	3	38	\$519K	\$470K
7 May, 2016	111, 15 Coneflower Cres	Condo	2	1	58	\$418K	\$405K
9 May, 2016	808, 131 Torresdale Ave	Condo	2	2	28	\$400K	\$375K
	901, 1201 Steeles Ave W	Condo	2	2	25	\$439K	\$457K
11 May, 2016	2801, 100 Antibes Dr	Condo	2	3	45	\$580K	\$573K
13 May, 2016	1408, 1201 Steeles Ave W	Condo	2	2	17	\$299K	\$313K
15 May, 2016	1, 45 Cedarcroft Rd	Townhouse	3	3	20	\$469K	\$467K
16 May, 2016	12, 285 Antibes Dr	Townhouse	3	2	14	\$465K	\$488K
17 May, 2016	64 Robingrove Rd	Detached	4	3	4	\$1,100K	\$1,400K
18 May, 2016	85 Carnival Crt	Other	3	4	8	\$748K	\$810K
	1206, 1201 Steeles Ave W	Condo	2	2	81	\$400K	\$395K
	1802, 133 Torresdale Ave	Condo	3	2	26	\$410K	\$405K
19 May, 2016	602, 115 Antibes Dr	Condo	3	2	21	\$518K	\$505K
20 May, 2016	2 Stonedene Blvd	Detached	3	2	3	\$900K	\$1,100K
24 May, 2016	17, 285 Antibes Dr	Townhouse	3	2	12	\$500K	\$490K
	606, 1201 Steeles Ave W	Condo	3	2	32	\$400K	\$400K

## Data

Month, Day, Year of Sold Date	Address1	Property Type	Bedrooms	Washrooms	Days on the Market	List Price	Sold Price
26 May, 2016	8 Silvan Carseway Way	Townhouse	3	4	2	\$580K	\$638K
	103, 90 Fisherville Rd	Condo	2	2	14	\$299K	\$275K
	902, 90 Fisherville Rd	Condo	2	2	56	\$449K	\$415K
27 May, 2016	103, 17 Coneflower Cres	Townhouse	2	1	16	\$372K	\$366K
30 May, 2016	1007, 131 Torresdale Ave	Condo	2	2	14	\$420K	\$415K
31 May, 2016	101, 17 Coneflower Cres	Townhouse	2	1	57	\$380K	\$377K
1 June, 2016	196 Robert Hicks Dr	Semi-Detached	4	3	5	\$699K	\$790K
	1004, 115 Antibes Dr	Condo	2	2	14	\$450K	\$439K
2 June, 2016	9 Twin Circle Crt	Detached	4	4	7	\$980K	\$1,100K
	210, 17 Coneflower Cres	Townhouse	2	2	55	\$440K	\$420K
	1003, 133 Torresdale Ave	Condo	3	2	5	\$350K	\$360K
3 June, 2016	Th04, 135 Antibes Rd	Townhouse	3	3	14	\$550K	\$545K
4 June, 2016	33 Ivan Nelson Dr	Semi-Detached	4	4	3	\$699K	\$800K
7 June, 2016	4 Carriage Lane	Detached	4	3	7	\$1,199K	\$1,450K
8 June, 2016	63 Stonedene Blvd	Detached	3	2	2	\$1,080K	\$1,375K
	1205, 131 Torresdale Ave	Condo	2	2	37	\$500K	\$495K
9 June, 2016	3, 296 Torresdale Ave	Townhouse	3	3	29	\$599K	\$570K
10 June, 2016	2501, 80 Antibes Dr	Condo	2	1	59	\$340K	\$339K
12 June, 2016	39 Festival Dr	Other	3	4	2	\$720K	\$794K
	79 Plum Tree Way	Townhouse	4	2	31	\$500K	\$495K
	306, 8 Kingsbridge Crt	Condo	2	1	35	\$260K	\$239K
13 June, 2016	602, 133 Torresdale Ave	Condo	2	2	4	\$359K	\$359K
14 June, 2016	26 Levitt Crt	Semi-Detached	3	4	7	\$700K	\$778K
15 June, 2016	27 Stonedene Blvd	Detached	3	3	22	\$1,195K	\$1,150K
	239, 15 Coneflower Cres	Townhouse	2	2	7	\$428K	\$420K
	1706, 135 Antibes Dr	Condo	2	2	1	\$380K	\$375K
16 June, 2016	203, 55 Carscadden Dr	Condo	3	3	13	\$315K	\$343K
	2305, 80 Antibes Dr	Condo	2	2	39	\$375K	\$367K

## Data

Month, Day, Year of Sold Date	Address1	Property Type	Bedrooms	Washrooms	Days on the Market	List Price	Sold Price
16 June, 2016	Ph01, 100 Antibes Dr	Condo	2	3	6	\$610K	\$595K
17 June, 2016	205, 135 Antibes Dr	Condo	1	1	3	\$299K	\$292K
	251 Torresdale Ave	Detached	3	3	2	\$1,090K	\$1,150K
19 June, 2016	#603, 1101 Steeles Ave	Condo	2	2	4	\$400K	\$399K
20 June, 2016	46 Festival Dr	Other	3	4	7	\$770K	\$726K
	113 Dollery Crt	Semi-Detached	3	4	4	\$700K	\$782K
	603, 90 Fisherville Rd	Condo	2	2	34	\$419K	\$404K
	702, 1131 Steeles Ave W	Condo	2	2	41	\$369K	\$355K
22 June, 2016	Ph 114, 1121 Steeles Ave W	Condo	2	2	3	\$339K	\$344K
25 June, 2016	2204, 133 Torresdale Ave	Condo	2	2	2	\$335K	\$335K
29 June, 2016	1, 55 Cedarcroft Blvd	Townhouse	3	3	16	\$480K	\$499K
1 July, 2016	506, 80 Antibes Dr	Condo	3	2	14	\$420K	\$425K
4 July, 2016	158 Robert Hicks Dr	Semi-Detached	4	4	24	\$750K	\$745K
	1608, 133 Torresdale Ave	Condo	2	1	39	\$330K	\$324K
5 July, 2016	79 Festival Dr	Other	3	4	14	\$730K	\$754K
	207, 80 Antibes Dr	Condo	3	2	35	\$418K	\$413K
	1803, 10 Torresdale Ave	Condo	2	2	48	\$499K	\$465K
9 July, 2016	906, 10 Torresdale Ave	Condo	2	2	15	\$380K	\$380K
11 July, 2016	105, 1121 Steeles Ave W	Condo	1	1	90	\$290K	\$260K
12 July, 2016	2601, 100 Antibes Dr	Condo	2	3	21	\$560K	\$582K
14 July, 2016	2, 45 Cedarcroft Blvd	Townhouse	3	3	35	\$470K	\$467K
	805, 133 Torresdale Ave	Condo	2	1	23	\$319K	\$310K
15 July, 2016	# 2, 296 Torresdale Ave	Townhouse	3	3	10	\$555K	\$556K
19 July, 2016	44 Cedarcroft Blvd	Detached	3	3	11	\$1,039K	\$990K
21 July, 2016	702, 80 Antibes Dr	Condo	2	2	3	\$426K	\$395K
25 July, 2016	37 Coach Liteway	Townhouse	3	2	14	\$529K	\$529K
	110, 15 Coneflower Cres	Townhouse	2	1	41	\$405K	\$402K
	608, 100 Antibes Dr	Condo	2	2	61	\$350K	\$336K

## Data

Month, Day, Year of Sold Date	Address1	Property Type	Bedrooms	Washrooms	Days on the Market	List Price	Sold Price
27 July, 2016	4 Carscadden Dr	Semi-Detached	3	3	8	\$700K	\$750K
	212, 17 Coneflower Cres	Townhouse	2	1	16	\$385K	\$382K
29 July, 2016	907, 80 Antibes Dr	Condo	3	2	18	\$425K	\$420K
	1006, 115 Antibes Dr	Condo	3	2	37	\$490K	\$480K
	Ph08, 80 Antibes Dr	Condo	2	2	71	\$360K	\$345K
2 August, 2016	33 Fisherville Rd	Semi-Detached	4	4	8	\$779K	\$779K
3 August, 2016	244, 15 Coneflower Cres	Townhouse	2	2	57	\$439K	\$425K
	705, 115 Antibes Dr	Condo	2	2	9	\$299K	\$318K
8 August, 2016	105, 90 Fisherville Rd	Condo	2	2	13	\$480K	\$467K
	1505, 133 Torresdale Ave	Condo	2	1	10	\$355K	\$345K
9 August, 2016	1207, 80 Antibes Dr	Condo	3	2	20	\$395K	\$386K
10 August, 2016	2208, 100 Antibes Dr	Condo	2	2	6	\$380K	\$377K
12 August, 2016	2108, 80 Antibes Dr	Condo	2	2	9	\$349K	\$343K
13 August, 2016	404, 115 Antibes Dr	Condo	2	2	75	\$430K	\$415K
16 August, 2016	15 Coach Liteway Way	Townhouse	3	2	14	\$529K	\$535K
	401, 133 Torresdale Ave	Condo	2	2	19	\$350K	\$345K
17 August, 2016	Th 14, 25 Coneflower Cres	Townhouse	3	3	28	\$569K	\$548K
18 August, 2016	2 Vale Carseway	Townhouse	3	2	6	\$540K	\$621K
	1511, 1131 Steeles Ave W	Condo	2	2	63	\$479K	\$465K
23 August, 2016	1004, 1201 Steeles Ave W	Condo	2	2	11	\$500K	\$510K
28 August, 2016	104, 115 Antibes Dr	Condo	1	1	17	\$249K	\$225K
29 August, 2016	38, 31 Coneflower Cres	Townhouse	3	3	17	\$499K	\$575K
	101, 131 Torresdale Ave	Condo	2	2	4	\$360K	\$350K
30 August, 2016	2706, 80 Antibes Dr	Condo	3	2	28	\$393K	\$379K
1 September, 2016	89 Red Robin Way	Townhouse	4	3	14	\$586K	\$568K
	202, 1131 Steeles Ave W	Condo	2	2	0	\$350K	\$335K
3 September, 2016	15 Fawnhaven Crt	Semi-Detached	3	3	10	\$800K	\$775K
5 September, 2016	335 Hidden Tr	Detached	4	5	60	\$1,898K	\$1,894K

## Data

Month, Day, Year of Sold Date	Address1	Property Type	Bedrooms	Washrooms	Days on the Market	List Price	Sold Price
6 September, 2016	1005, 115 Antibes Dr	Condo	2	2	43	\$398K	\$420K
7 September, 2016	3, 55 Cedarcroft Blvd	Townhouse	3	3	62	\$490K	\$488K
	234, 15 Coneflower Cres	Townhouse	2	2	13	\$440K	\$439K
	810, 10 Torresdale Ave	Condo	2	2	14	\$450K	\$445K
8 September, 2016	807, 10 Torresdale Ave	Condo	2	2	28	\$459K	\$430K
11 September, 2016	802, 10 Torresdale Ave	Condo	2	2	5	\$519K	\$500K
	1101, 90 Fisherville Rd	Condo	2	2	5	\$485K	\$485K
14 September, 2016	7 Robert Hicks Dr	Townhouse	3	2	4	\$599K	\$738K
	1202, 131 Torresdale Ave	Condo	2	2	20	\$438K	\$427K
18 September, 2016	14 Sunnycrest Rd	Detached	3	3	10	\$1,099K	\$1,301K
20 September, 2016	62 Stonedene Blvd	Detached	4	3	6	\$1,199K	\$1,306K
	602, 133 Torresdale Ave	Condo	3	2	6	\$490K	\$485K
21 September, 2016	1204, 1131 Steeles Ave W	Condo	2	2	6	\$445K	\$428K
	1705, 100 Antibes Dr	Condo	2	2	2	\$370K	\$360K
22 September, 2016	62 Russfax Dr	Detached	3	4	9	\$1,099K	\$1,315K
26 September, 2016	11 Black Hawkway Way	Townhouse	3	3	20	\$579K	\$578K
	69 Plum Treeway Tr E	Townhouse	3	3	11	\$550K	\$600K
28 September, 2016	1406, 1201 Steeles Ave W	Condo	2	2	21	\$530K	\$520K
	Ph07, 115 Antibes Dr	Condo	3	2	1	\$410K	\$480K
29 September, 2016	255 Robert Hicks Dr	Semi-Detached	4	4	1	\$749K	\$850K
30 September, 2016	#2, 21 Coneflower Cres	Townhouse	3	3	4	\$529K	\$555K
4 October, 2016	410, 1101 Steeles Ave	Condo	2	2	6	\$460K	\$445K
	605, 1131 Steeles Ave W	Condo	2	2	7	\$450K	\$438K
5 October, 2016	608, 1111 Steeles Ave W	Condo	3	2	14	\$410K	\$430K
	2304, 135 Antibes Dr	Condo	2	2	20	\$400K	\$420K
6 October, 2016	76 Festival Dr	Other	3	4	13	\$810K	\$788K
	2601, 80 Antibes Dr	Condo	2	1	5	\$345K	\$340K
7 October, 2016	1807, 133 Torresdale Ave	Condo	3	2	3	\$409K	\$424K

## Data

Month, Day, Year of Sold Date	Address1	Property Type	Bedrooms	Washrooms	Days on the Market	List Price	Sold Price
7 October, 2016	2601, 135 Antibes Dr	Condo	2	2	15	\$508K	\$505K
	Ph6, 133 Torresdale Ave	Condo	3	2	3	\$420K	\$425K
9 October, 2016	1607, 10 Torresdale Ave	Condo	2	2	3	\$469K	\$463K
11 October, 2016	Ph214, 1131 Steeles Ave	Condo	2	2	9	\$400K	\$420K
13 October, 2016	65 Stonedene Blvd	Detached	3	3	17	\$1,188K	\$1,100K
15 October, 2016	21 Carscadden Dr	Semi-Detached	3	3	5	\$799K	\$870K
16 October, 2016	78 Carnival Crt	Other	4	3	2	\$830K	\$808K
18 October, 2016	21 Fawnhaven Crt	Semi-Detached	3	4	7	\$880K	\$1,100K
21 October, 2016	1508, 131 Torresdale Ave	Condo	2	2	3	\$390K	\$393K
23 October, 2016	67 Sunnycrest Rd	Detached	3	3	8	\$1,399K	\$1,300K
24 October, 2016	108, 1201 Steeles Ave W	Condo	1	1	13	\$199K	\$260K
	1407, 1121 Steeles Ave S	Condo	2	2	2	\$380K	\$390K
25 October, 2016	12 Carriage Lane	Detached	4	4	17	\$1,500K	\$1,451K
	1001, 100 Antibes Dr	Condo	2	1	33	\$345K	\$339K
3 November, 2016	8 Denmark Cres	Detached	4	5	10	\$1,488K	\$1,560K
	20, 55 Cedarcroft Blvd	Townhouse	3	3	7	\$499K	\$509K
4 November, 2016	281 Hidden Tr	Detached	4	4	9	\$1,288K	\$1,270K
	1407, 1201 Steeles Ave W	Condo	2	2	2	\$539K	\$539K
9 November, 2016	1001, 1121 Steeles Ave W	Condo	2	2	15	\$395K	\$398K
15 November, 2016	2503, 80 Antibes Dr	Condo	3	2	14	\$425K	\$410K
16 November, 2016	1201, 1201 Steeles Ave	Condo	2	2	142	\$399K	\$380K
17 November, 2016	87 Red Robin Way	Townhouse	5	4	16	\$639K	\$652K
	2002, 100 Antibes Dr	Condo	3	2	3	\$395K	\$370K
18 November, 2016	1208, 131 Torresdale Ave	Condo	2	2	42	\$520K	\$500K
20 November, 2016	2003, 80 Antibes Dr	Condo	3	2	5	\$420K	\$410K
21 November, 2016	65 Festival Dr	Other	3	4	20	\$779K	\$755K
22 November, 2016	503, 133 Torresdale Ave	Condo	3	2	29	\$459K	\$448K
	603, 1101 Steeles Ave W	Condo	2	2	0	\$550K	\$550K



## Data

Month, Day, Year of Sold Date	Address1	Property Type	Bedrooms	Washrooms	Days on the Market	List Price	Sold Price
22 November, 2016	1204, 135 Antibes Dr	Condo	2	2	18	\$529K	\$521K
23 November, 2016	224, 17 Coneflower Cres	Townhouse	2	1	2	\$379K	\$375K
25 November, 2016	2605, 100 Antibes Dr	Condo	2	2	56	\$560K	\$525K
28 November, 2016	808, 10 Torresdale Ave	Condo	3	3	34	\$849K	\$820K
6 December, 2016	202, 115 Antibes Dr	Condo	3	2	4	\$399K	\$428K
7 December, 2016	198 Torresdale Ave	Detached	4	3	6	\$1,000K	\$1,160K
8 December, 2016	22 Carscadden Dr	Semi-Detached	4	2	3	\$870K	\$899K
12 December, 2016	204 Torresdale Ave	Detached	4	4	45	\$1,338K	\$1,220K
	213, 17 Coneflower Cres	Townhouse	2	1	8	\$387K	\$387K
14 December, 2016	6, 55 Cedarcroft Blvd	Townhouse	3	2	7	\$498K	\$504K
15 December, 2016	50 Coach Liteway Way	Townhouse	4	2	9	\$575K	\$567K
16 December, 2016	505, 1201 Steeles Ave W	Condo	2	2	43	\$409K	\$393K
17 December, 2016	807, 115 Antibes Dr	Condo	3	2	82	\$459K	\$449K
18 December, 2016	1207, 80 Antibes Dr	Condo	3	2	11	\$515K	\$500K
20 December, 2016	408, 1101 Steeles Ave	Condo	2	2	13	\$420K	\$415K
27 December, 2016	42 Levitt Crt	Semi-Detached	3	3	14	\$769K	\$834K
	177 Torresdale Ave	Detached	3	3	40	\$1,349K	\$1,338K
30 December, 2016	312, 1131 Steeles Ave W	Condo	2	2	29	\$380K	\$365K
4 January, 2017	66 Stonedene Blvd	Detached	4	4	49	\$1,299K	\$1,290K
5 January, 2017	606, 80 Antibes Dr	Condo	2	2	23	\$429K	\$410K
8 January, 2017	1001, 115 Antibes Dr	Condo	2	2	23	\$455K	\$440K
9 January, 2017	1708, 100 Antibes Dr	Condo	2	2	3	\$379K	\$385K
10 January, 2017	119 Rockford Rd	Detached	4	4	49	\$1,300K	\$1,215K
11 January, 2017	1803, 10 Torresdale Ave	Condo	2	2	7	\$619K	\$605K
	#28, 27 Coneflower Cres	Townhouse	3	3	1	\$569K	\$630K
12 January, 2017	905, 100 Antibes Dr	Condo	2	2	50	\$419K	\$414K
13 January, 2017	88 Millersgrove Dr	Detached	4	6	77	\$1,625K	\$1,510K
15 January, 2017	8, 296 Torresdale Ave	Townhouse	3	3	3	\$550K	\$600K

## Data

Month, Day, Year of Sold Date	Address1	Property Type	Bedrooms	Washrooms	Days on the Market	List Price	Sold Price
15 January, 2017	98 Rockford Rd	Detached	4	4	37	\$1,350K	\$1,400K
16 January, 2017	4 Blue Flag Gate	Townhouse	3	3	4	\$600K	\$682K
	104, 115 Antibes Dr	Condo	1	1	43	\$329K	\$323K
17 January, 2017	96 Carnival Crt	Other	3	4	4	\$850K	\$840K
18 January, 2017	57 Festival Dr	Other	3	4	1	\$750K	\$840K
	607, 10 Torresdale Ave	Condo	2	2	8	\$475K	\$475K
	614, 1121 Steeles Ave W	Condo	2	2	1	\$329K	\$361K
	1204, 80 Antibes Dr	Condo	2	1	36	\$345K	\$338K
20 January, 2017	8, 55 Cedarcroft Blvd	Townhouse	3	2	14	\$489K	\$518K
22 January, 2017	708, 90 Fisherville Rd	Condo	2	2	4	\$590K	\$573K
	Ph7, 133 Torresdale Ave	Condo	3	2	45	\$450K	\$432K
27 January, 2017	12 Festival Dr	Other	3	3	12	\$788K	\$873K
29 January, 2017	205, 133 Torresdale Ave	Condo	2	1	10	\$389K	\$382K
30 January, 2017	403, 1111 Steeles Ave W	Condo	2	2	3	\$315K	\$360K
	806, 115 Antibes Dr	Condo	3	2	6	\$588K	\$589K
1 February, 2017	202, 1131 Steeles Ave W	Condo	2	2	1	\$495K	\$497K
2 February, 2017	209, 1101 Steeles Ave W	Condo	2	2	24	\$385K	\$380K
3 February, 2017	243 Torresdale Ave	Detached	4	3	42	\$1,345K	\$1,320K
	705, 115 Antibes Dr	Condo	2	2	10	\$550K	\$550K
	2704, 100 Antibes Dr	Condo	2	2	8	\$480K	\$467K
4 February, 2017	2401, 135 Antibes Dr	Condo	2	2	50	\$435K	\$430K
7 February, 2017	115 Black Hawkway	Townhouse	3	4	13	\$589K	\$605K
	1502, 1101 Steeles Ave W	Condo	2	2	5	\$409K	\$440K
9 February, 2017	106, 17 Coneflower Cres	Townhouse	2	1	11	\$429K	\$420K
	1201, 1101 Steeles Ave W	Condo	2	2	17	\$390K	\$385K
	1407, 80 Antibes Dr	Condo	3	2	13	\$498K	\$500K
11 February, 2017	511, 1131 Steeles Ave W	Condo	2	2	10	\$579K	\$575K
14 February, 2017	Ph201, 1131 Steeles Ave W	Condo	2	2	12	\$319K	\$300K

## Data

Month, Day, Year of Sold Date	Address1	Property Type	Bedrooms	Washrooms	Days on the Market	List Price	Sold Price
15 February, 2017	1503, 133 Torresdale Ave	Condo	3	2	2	\$420K	\$455K
	2806, 80 Antibes Dr	Condo	3	2	30	\$455K	\$443K
16 February, 2017	202 Torresdale Ave	Detached	3	4	3	\$999K	\$1,400K
17 February, 2017	1510, 10 Torresdale Ave	Condo	2	2	9	\$549K	\$540K
	2004, 131 Torresdale Ave	Condo	2	2	2	\$380K	\$440K
18 February, 2017	44 Cedarcroft Blvd	Detached	3	3	21	\$1,350K	\$1,350K
21 February, 2017	89 Stillwater Cres	Semi-Detached	3	4	7	\$880K	\$980K
	105, 1131 Steeles Ave W	Condo	2	2	8	\$369K	\$503K
22 February, 2017	130 Stillwater Cres	Semi-Detached	3	3	6	\$849K	\$1,000K
	251 Torresdale Ave	Detached	4	3	1	\$1,599K	\$1,660K
27 February, 2017	66 Robingrove Rd	Detached	7	4	25	\$1,375K	\$1,420K
	1507, 80 Antibes Dr	Condo	3	2	3	\$525K	\$520K
	1904, 135 Antibes Dr	Condo	2	2	13	\$459K	\$457K
28 February, 2017	1006, 1121 Steeles Ave W	Condo	2	2	13	\$549K	\$545K
	1008, 115 Antibes Dr	Condo	2	2	7	\$459K	\$459K
	2205, 135 Antibes Dr	Condo	1	1	6	\$339K	\$335K
	#208, 1111 Steeles Ave W	Condo	3	2	23	\$540K	\$525K
1 March, 2017	1009, 1101 Steeles Ave W	Condo	2	2	1	\$440K	\$440K
2 March, 2017	40 Henry Welsh Dr	Semi-Detached	4	5	1	\$800K	\$850K
3 March, 2017	101 Red Robin Way	Townhouse	3	2	2	\$549K	\$631K
4 March, 2017	1006, 1101 Steeles Ave W	Condo	2	2	1	\$489K	\$466K
5 March, 2017	1208, 133 Torresdale Ave	Condo	2	1	13	\$395K	\$389K
6 March, 2017	1 Limetree Way	Townhouse	4	2	0	\$549K	\$600K
	1808, 131 Torresdale Ave	Condo	2	2	6	\$550K	\$560K
7 March, 2017	146 Robert Hicks Dr	Semi-Detached	4	4	8	\$839K	\$858K
	1404, 90 Fisherville Rd	Condo	2	2	5	\$500K	\$520K
8 March, 2017	Th 40, 31 Coneflower Cres	Townhouse	3	3	21	\$618K	\$725K
10 March, 2017	1408, 1201 Steeles Ave W	Condo	2	2	28	\$536K	\$530K

## Data

Month, Day, Year of Sold Date	Address1	Property Type	Bedrooms	Washrooms	Days on the Market	List Price	Sold Price
12 March, 2017	103, 90 Fisherville Rd	Condo	2	2	9	\$540K	\$532K
13 March, 2017	31, 27 Coneflower Cres	Townhouse	3	3	3	\$580K	\$697K
14 March, 2017	505 Hidden Tr	Detached	4	4	11	\$1,588K	\$1,500K
16 March, 2017	605, 131 Torresdale Ave	Condo	2	2	5	\$560K	\$621K
	1805, 80 Antibes Dr	Condo	2	2	14	\$380K	\$425K
17 March, 2017	32 Cedarcroft Blvd	Detached	4	4	1	\$1,288K	\$1,512K
23 March, 2017	2304, 133 Torresdale Ave	Condo	2	2	1	\$478K	\$530K
	Ph8, 131 Torresdale Ave	Condo	2	2	5	\$549K	\$629K
24 March, 2017	67 Antibes Dr	Townhouse	3	4	15	\$1,199K	\$1,260K
28 March, 2017	411, 1131 Steeles Ave W	Condo	2	2	5	\$529K	\$660K
	Ph6, 133 Torresdale Ave	Condo	3	2	11	\$695K	\$687K
31 March, 2017	65, 23 Coneflower Cres E	Townhouse	3	3	15	\$687K	\$730K
2 April, 2017	2107, 100 Antibes Dr	Condo	3	2	3	\$429K	\$520K
	#63, 23 Coneflower Cres	Townhouse	3	3	5	\$629K	\$737K
3 April, 2017	27 Carriage Lane	Detached	5	5	6	\$1,989K	\$2,150K
4 April, 2017	9 Twin Circle Crt	Detached	5	5	0	\$1,649K	\$1,630K
6 April, 2017	506, 100 Antibes Dr	Condo	3	2	2	\$529K	\$600K
	1203, 1201 Steeles Ave W	Condo	2	2	2	\$399K	\$430K
7 April, 2017	204, 90 Fisherville Rd	Condo	2	2	15	\$529K	\$500K
9 April, 2017	199 Robert Hicks Dr	Semi-Detached	3	2	10	\$820K	\$865K
10 April, 2017	614, 1121 Steeles Ave W	Condo	2	2	4	\$488K	\$550K
11 April, 2017	2406, 133 Torresdale Ave	Condo	3	2	15	\$636K	\$600K
13 April, 2017	2006, 100 Antibes Dr	Condo	3	2	15	\$600K	\$605K
14 April, 2017	266, 19 Coneflower Cres	Townhouse	2	1	10	\$429K	\$430K
15 April, 2017	2502, 135 Antibes Dr	Condo	1	1	3	\$335K	\$400K
18 April, 2017	1508, 131 Torresdale Ave	Condo	2	2	14	\$699K	\$685K
20 April, 2017	262, 19 Coneflower Cres	Townhouse	2	2	8	\$550K	\$513K
25 April, 2017	29 Hearthstone Cres	Detached	5	7	4	\$2,498K	\$2,700K

## Data

Month, Day, Year of Sold Date	Address1	Property Type	Bedrooms	Washrooms	Days on the Market	List Price	Sold Price
29 April, 2017	1111, 1131 Steeles Ave W	Condo	2	2	2	\$589K	\$587K
30 April, 2017	2305, 135 Antibes Dr	Condo	1	1	3	\$289K	\$306K
3 May, 2017	71 Millersgrove Dr	Detached	4	3	1	\$1,395K	\$1,428K
	201, 55 Carscadden Dr	Condo	2	3	2	\$430K	\$530K
4 May, 2017	85 Stonedene Blvd	Detached	3	3	7	\$1,299K	\$1,455K
5 May, 2017	1710, 10 Torresdale Ave	Condo	2	2	4	\$413K	\$490K
10 May, 2017	177 Hidden Tr	Semi-Detached	3	3	9	\$1,049K	\$1,025K
11 May, 2017	20 Dunboyne Crt	Semi-Detached	3	2	15	\$750K	\$750K
12 May, 2017	44, 31 Coneflower Cres	Townhouse	3	3	7	\$697K	\$727K
16 May, 2017	19, 55 Cedarcroft Blvd	Townhouse	3	2	15	\$519K	\$519K
17 May, 2017	204, 8 Kingsbridge Crt	Condo	2	1	2	\$230K	\$260K
	249, 19 Coneflower Cres	Townhouse	2	1	9	\$399K	\$438K
	606, 80 Antibes Dr	Condo	3	2	29	\$548K	\$595K
18 May, 2017	Th 10, 21 Coneflower Cres	Townhouse	3	3	14	\$679K	\$636K
19 May, 2017	209, 8 Kingsbridge Crt	Condo	2	1	3	\$280K	\$307K
20 May, 2017	105, 1101 Steeles Ave W	Condo	2	2	9	\$400K	\$452K
	306, 135 Antibes Dr	Condo	2	2	8	\$400K	\$460K
21 May, 2017	203, 115 Antibes Dr	Condo	2	2	10	\$465K	\$460K
24 May, 2017	20, 25 Coneflower Cres	Townhouse	3	3	16	\$599K	\$635K
	501, 131 Torresdale Ave	Condo	2	2	20	\$530K	\$512K
28 May, 2017	2806, 100 Antibes Dr	Condo	3	2	25	\$549K	\$549K
29 May, 2017	2202, 131 Torresdale Ave	Condo	2	2	19	\$599K	\$570K
30 May, 2017	Th 26, 27 Coneflower Cres	Townhouse	3	3	6	\$629K	\$651K
31 May, 2017	1102, 1201 Steeles Ave W	Condo	2	2	7	\$499K	\$465K
2 June, 2017	222 Torresdale Ave	Detached	3	4	44	\$1,425K	\$1,400K
4 June, 2017	1002, 1121 Steeles Ave	Condo	2	2	4	\$478K	\$467K
6 June, 2017	909, 1121 Steeles Ave W	Condo	2	2	27	\$489K	\$475K
7 June, 2017	60 Robingrove Rd	Detached	4	4	50	\$1,150K	\$1,075K

## Data

Month, Day, Year of Sold Date	Address1	Property Type	Bedrooms	Washrooms	Days on the Market	List Price	Sold Price
10 June, 2017	245, 15 Coneflower Cres	Townhouse	2	2	2	\$549K	\$548K
	301, 135 Antibes Dr	Condo	2	2	56	\$528K	\$500K
	806, 80 Antibes Dr	Condo	3	2	5	\$529K	\$505K
12 June, 2017	8, 285 Antibes Dr	Townhouse	3	2	12	\$499K	\$518K
14 June, 2017	Ph106, 1131 Steeles Ave W	Condo	3	3	2	\$799K	\$852K
15 June, 2017	111 Carnival Crt	Other	3	2	10	\$699K	\$749K
18 June, 2017	21, 285 Antibes Dr	Townhouse	3	3	27	\$630K	\$610K
20 June, 2017	405, 8 Kingsbridge Crt	Condo	1	1	7	\$220K	\$248K
27 June, 2017	1103, 100 Antibes Dr	Condo	3	2	54	\$515K	\$500K
28 June, 2017	236, 15 Coneflower Cres	Townhouse	2	1	8	\$438K	\$435K
	305, 90 Fisherville Rd	Condo	2	2	1	\$490K	\$463K
29 June, 2017	148 Dollery Crt	Semi-Detached	4	4	17	\$850K	\$830K
	1202, 1131 Steeles Ave W	Condo	2	2	70	\$580K	\$563K
30 June, 2017	Ph106, 1101 Steeles Ave W	Condo	2	2	36	\$530K	\$520K
3 July, 2017	236 Fisherville Rd	Detached	4	4	28	\$1,549K	\$1,455K
7 July, 2017	603, 10 Torresdale Ave	Condo	2	2	46	\$549K	\$528K
	1106, 1121 Steeles Ave	Condo	2	2	60	\$568K	\$555K
10 July, 2017	Ph201, 1131 Steeles Ave W	Condo	2	2	10	\$540K	\$515K
11 July, 2017	81 Plum Tree Way	Townhouse	4	2	7	\$589K	\$580K
	805, 100 Antibes Dr	Condo	2	2	11	\$479K	\$485K
20 July, 2017	305, 1111 Steeles Ave W	Condo	2	2	26	\$390K	\$385K
	908, 90 Fisherville Rd	Condo	2	2	23	\$600K	\$575K
21 July, 2017	25 Black Hawkway	Townhouse	3	3	32	\$635K	\$632K
26 July, 2017	122, 19 Coneflower Cres	Townhouse	2	1	62	\$425K	\$425K
30 July, 2017	# 206, 17 Coneflower Cres	Condo	2	1	5	\$428K	\$428K
3 August, 2017	6, 296 Torresdale Ave	Townhouse	4	4	13	\$759K	\$715K
5 August, 2017	802, 131 Torresdale Ave	Condo	3	2	18	\$700K	\$695K
8 August, 2017	97 Hidden Tr	Semi-Detached	3	4	18	\$800K	\$783K

## Data

Month, Day, Year of Sold Date	Address1	Property Type	Bedrooms	Washrooms	Days on the Market	List Price	Sold Price
8 August, 2017	704, 115 Antibes Dr	Condo	2	2	32	\$470K	\$450K
9 August, 2017	207, 1111 Steeles Ave	Condo	2	2	47	\$438K	\$420K
11 August, 2017	274 Fisherville Rd	Detached	4	4	78	\$1,488K	\$1,488K
17 August, 2017	705, 1121 Steeles Ave W	Condo	2	2	15	\$489K	\$489K
24 August, 2017	11, 285 Antibes Dr	Townhouse	3	2	49	\$539K	\$515K
25 August, 2017	1006, 115 Antibes Dr	Condo	3	2	32	\$600K	\$580K
29 August, 2017	401, 1111 Steeles Ave W	Condo	2	2	36	\$400K	\$390K
1 September, 2017	2006, 133 Torresdale Ave	Condo	3	2	37	\$519K	\$510K
5 September, 2017	21 Sea Hawk Way	Townhouse	3	3	3	\$639K	\$677K
	Th55, 23 Coneflower Cres	Townhouse	3	3	12	\$708K	\$702K
11 September, 2017	24 Robert Hicks Dr	Townhouse	3	2	16	\$599K	\$612K
	2004, 80 Antibes Dr	Condo	2	1	6	\$355K	\$418K
14 September, 2017	3 Black Hawkway	Townhouse	3	3	39	\$675K	\$644K
	1407, 1101 Steeles Ave W	Condo	2	2	24	\$480K	\$475K
	1503, 135 Antibes Dr	Condo	3	2	85	\$549K	\$524K
15 September, 2017	#215, 17 Coneflower Cres	Townhouse	2	2	73	\$543K	\$525K
16 September, 2017	32 Robert Hicks Dr	Townhouse	3	2	10	\$719K	\$678K
	337 Hidden Tr	Detached	4	4	16	\$1,675K	\$1,620K
23 September, 2017	87 Carnival Crt	Detached	3	3	2	\$850K	\$820K
29 September, 2017	35, 31 Coneflower Cres	Townhouse	3	3	59	\$749K	\$720K
	1317 Steeles Ave W	Townhouse	3	4	57	\$699K	\$660K
2 October, 2017	257, 19 Coneflower Cres	Townhouse	2	2	63	\$550K	\$520K
	308, 1201 Steeles Ave W	Condo	3	2	54	\$559K	\$550K
	505, 1201 Steeles Ave W	Condo	2	2	26	\$489K	\$555K
12 October, 2017	1506, 135 Antibes Dr	Condo	2	2	16	\$399K	\$390K
15 October, 2017	251, 19 Coneflower Cres	Townhouse	2	2	20	\$549K	\$537K
28 October, 2017	2302, 100 Antibes Dr	Condo	3	2	16	\$480K	\$442K
31 October, 2017	231 Torresdale Ave	Detached	4	3	13	\$899K	\$915K

## Data

Month, Day, Year of Sold Date	Address1	Property Type	Bedrooms	Washrooms	Days on the Market	List Price	Sold Price
1 November, 2017	107, 1201 Steeles Ave W	Condo	2	2	16	\$419K	\$415K
2 November, 2017	2308, 100 Antibes Dr	Condo	2	2	49	\$429K	\$410K
3 November, 2017	1 Virgilwood Dr	Semi-Detached	4	3	39	\$899K	\$810K
	124 Robert Hicks Dr	Semi-Detached	4	4	31	\$850K	\$805K
7 November, 2017	83 Robert Hicks Dr	Townhouse	3	3	11	\$688K	\$680K
9 November, 2017	101, 135 Antibes Dr	Condo	2	2	27	\$425K	\$399K
12 November, 2017	1, 55 Cedarcroft Blvd	Townhouse	3	3	4	\$629K	\$620K
13 November, 2017	2504, 133 Torresdale Ave	Condo	2	2	35	\$400K	\$388K
17 November, 2017	1106, 1101 Steeles Ave W	Condo	2	2	38	\$455K	\$438K
	Ph2, 131 Torresdale Ave	Condo	3	2	10	\$794K	\$745K
20 November, 2017	69 Stonedene Blvd	Detached	3	2	49	\$1,249K	\$1,150K
22 November, 2017	1107, 1201 Steeles Ave W	Condo	2	2	1	\$439K	\$420K
25 November, 2017	1104, 80 Antibes Dr	Condo	2	1	9	\$398K	\$430K
28 November, 2017	47 Coach Liteway Way	Semi-Detached	3	2	55	\$670K	\$640K
6 December, 2017	216 Antibes Dr	Townhouse	4	2	37	\$580K	\$580K
7 December, 2017	106, 115 Antibes Dr	Condo	3	2	37	\$449K	\$415K
11 December, 2017	32 Ivan Nelson Dr	Semi-Detached	4	3	31	\$830K	\$815K
12 December, 2017	601, 1101 Steeles Ave W	Condo	2	2	34	\$445K	\$435K
13 December, 2017	41, 31 Coneflower Cres	Townhouse	3	3	76	\$799K	\$757K
14 December, 2017	1412, 1101 Steeles Ave W	Condo	2	2	45	\$447K	\$430K
16 December, 2017	143 Torresdale Ave	Townhouse	3	2	2	\$500K	\$570K
19 December, 2017	1414, 1121 Steeles Ave W	Condo	2	2	18	\$434K	\$419K
25 December, 2017	95 Robert Hicks Dr	Townhouse	4	4	12	\$728K	\$720K
28 December, 2017	#2004, 131 Torresdale Ave	Condo	2	2	70	\$610K	\$562K
30 December, 2017	604, 100 Antibes Dr	Condo	2	1	3	\$429K	\$421K
31 December, 2017	1703, 80 Antibes Dr	Condo	2	2	32	\$465K	\$415K
4 January, 2018	106, 1131 Steeles Ave W	Condo	2	2	45	\$500K	\$500K
9 January, 2018	116, 15 Coneflower Cres	Townhouse	2	1	57	\$500K	\$485K



## Data

Month, Day, Year of Sold Date	Address1	Property Type	Bedrooms	Washrooms	Days on the Market	List Price	Sold Price
10 January, 2018	714, 1101 Steeles Ave W	Condo	2	2	56	\$485K	\$455K
	#241, 15 Coneflower Cres	Townhouse	2	2	47	\$510K	\$513K
13 January, 2018	59 Festival Dr	Other	3	4	43	\$848K	\$820K
	1604, 133 Torresdale Ave	Condo	2	2	67	\$450K	\$435K
15 January, 2018	10 Millersgrove Dr	Semi-Detached	3	4	54	\$899K	\$870K
2 February, 2018	706, 1121 Steeles Ave W	Condo	2	2	16	\$500K	\$479K
5 February, 2018	209, 17 Coneflower Cres	Townhouse	2	2	6	\$525K	\$525K
	1006, 131 Torresdale Ave	Condo	2	2	49	\$660K	\$592K
8 February, 2018	1810, 10 Torresdale Ave	Condo	2	2	112	\$545K	\$539K
	2503, 80 Antibes Dr	Condo	3	2	44	\$569K	\$563K
9 February, 2018	1102, 133 Torresdale Ave	Condo	3	2	43	\$588K	\$560K
	1710, 10 Torresdale Ave	Condo	2	2	24	\$509K	\$480K
14 February, 2018	8, 296 Torresdale Ave	Townhouse	3	4	74	\$950K	\$908K
26 February, 2018	100 Festival Dr	Other	3	3	36	\$738K	\$760K
	308, 8 Kingsbridge Crt	Condo	2	1	6	\$299K	\$310K
27 February, 2018	4 Vale Carseway	Townhouse	3	2	32	\$640K	\$638K
	2203, 135 Antibes Dr	Condo	3	2	35	\$499K	\$485K
4 March, 2018	2002, 100 Antibes Dr	Condo	3	2	10	\$549K	\$530K
6 March, 2018	2103, 100 Antibes Dr	Condo	3	2	13	\$529K	\$528K
7 March, 2018	1103, 80 Antibes Dr	Condo	3	2	11	\$520K	\$515K
	Ph1, 131 Torresdale Ave	Condo	2	2	105	\$500K	\$484K
8 March, 2018	206, 133 Torresdale Ave	Condo	2	2	27	\$479K	\$467K
	2701, 100 Antibes Dr	Condo	3	3	38	\$739K	\$690K
11 March, 2018	10 Dunboyne Crt	Semi-Detached	3	3	4	\$750K	\$760K
12 March, 2018	48 Coach Liteway Way	Townhouse	4	2	24	\$675K	\$670K
	309, 1101 Steeles Ave W	Condo	2	2	56	\$469K	\$417K
14 March, 2018	2406, 133 Torresdale Ave	Condo	3	2	71	\$665K	\$625K
15 March, 2018	504, 115 Antibes Dr	Condo	2	2	60	\$600K	\$590K

## Data

Month, Day, Year of Sold Date	Address1	Property Type	Bedrooms	Washrooms	Days on the Market	List Price	Sold Price
15 March, 2018	1207, 100 Antibes Dr	Condo	3	2	34	\$495K	\$490K
18 March, 2018	270, 19 Coneflower Cres	Townhouse	2	2	11	\$525K	\$507K
	509 Hidden Tr	Detached	4	3	8	\$1,200K	\$1,150K
19 March, 2018	Ph 7, 131 Torresdale Ave	Condo	2	2	58	\$615K	\$585K
20 March, 2018	903, 1101 Steeles Ave W	Condo	2	2	35	\$505K	\$480K
	906, 135 Antibes Dr	Condo	2	2	52	\$587K	\$570K
21 March, 2018	1105, 1201 Steeles Ave W	Condo	2	2	15	\$550K	\$545K
22 March, 2018	304, 1121 Steeles Ave	Condo	2	2	19	\$519K	\$500K
	314, 1101 Steeles Ave W	Condo	2	2	58	\$499K	\$470K
27 March, 2018	801, 10 Torresdale Ave	Condo	2	2	25	\$513K	\$478K
30 March, 2018	61 Carnival Crt	Detached	3	4	2	\$888K	\$888K
	511, 1101 Steeles Ave W	Condo	2	2	1	\$525K	\$532K
31 March, 2018	75 Hidden Tr	Semi-Detached	3	4	3	\$885K	\$884K