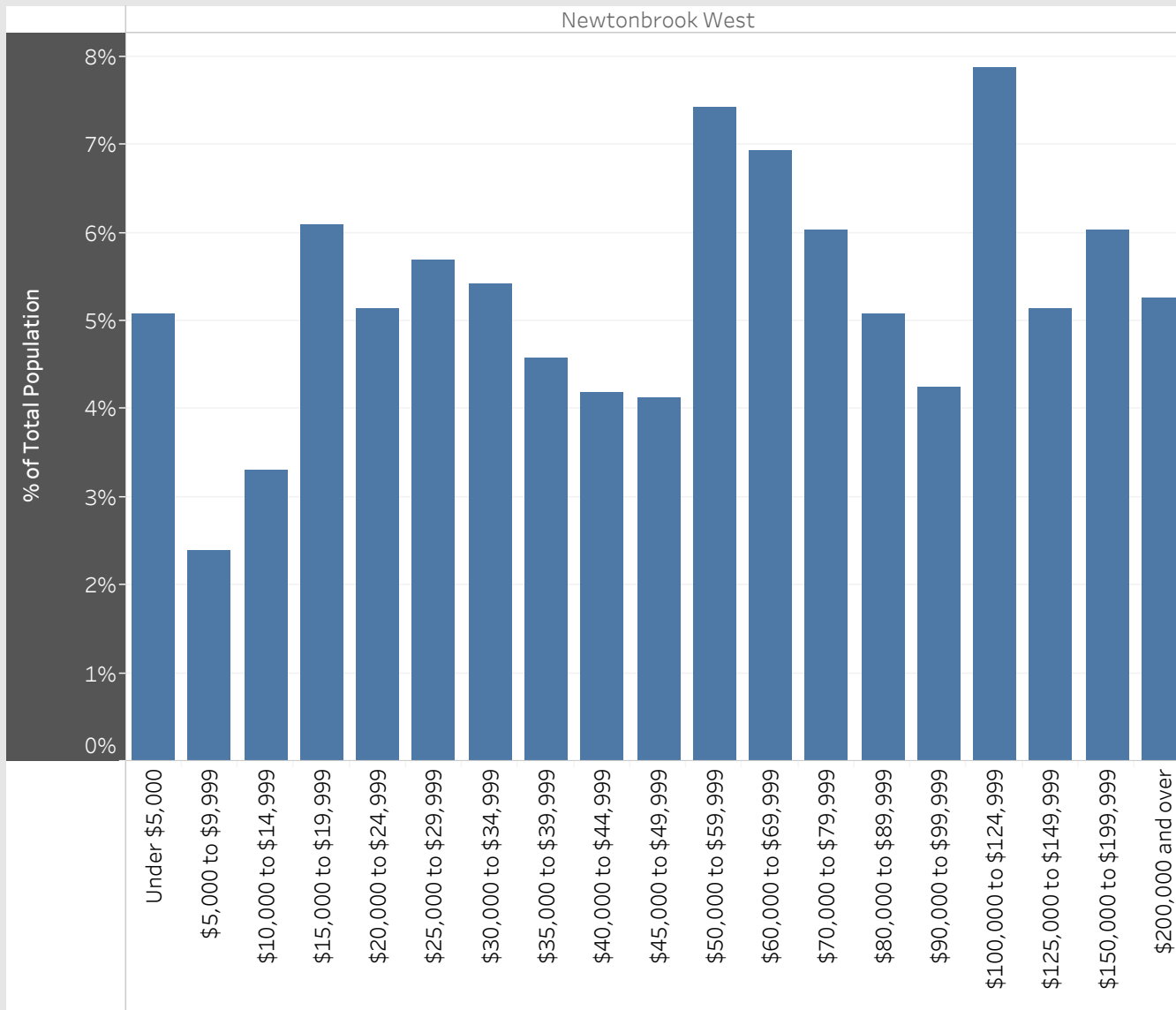


Newtonbrook West
Neighbourhood Breakdown
July 1st, 2015 - March 31st, 2018

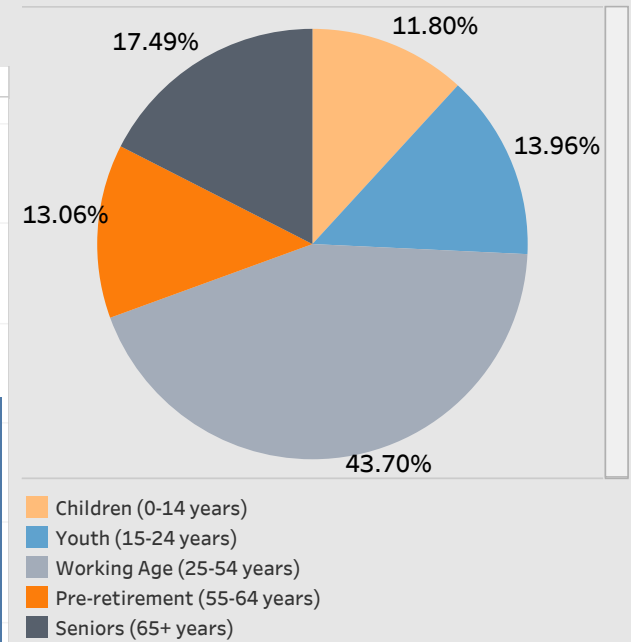


2016 StatsCan Data

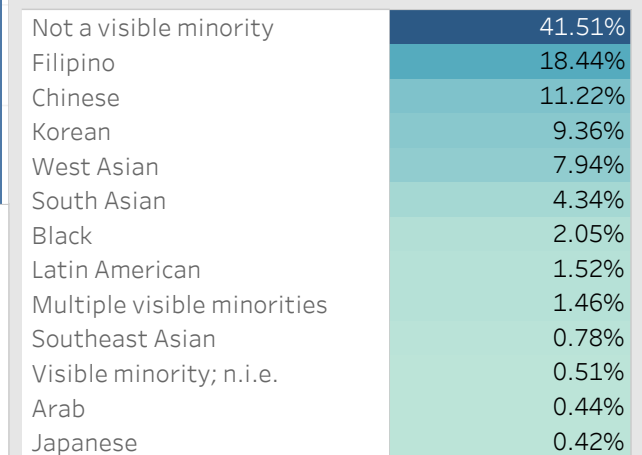
Household Income in Newtonbrook West



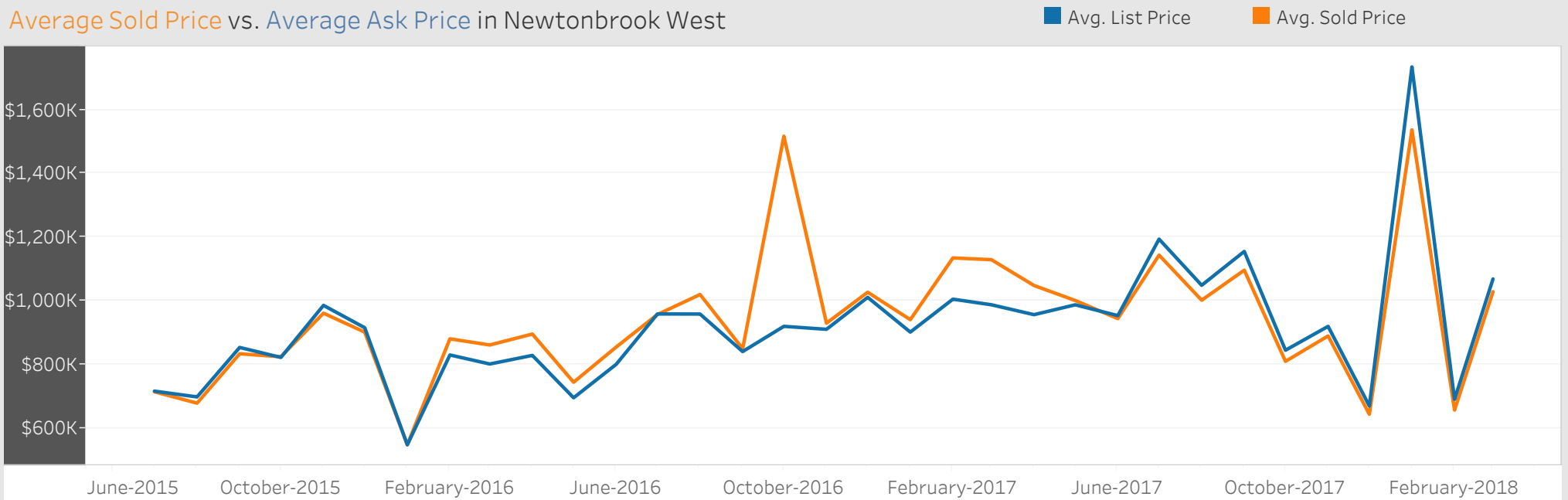
Age



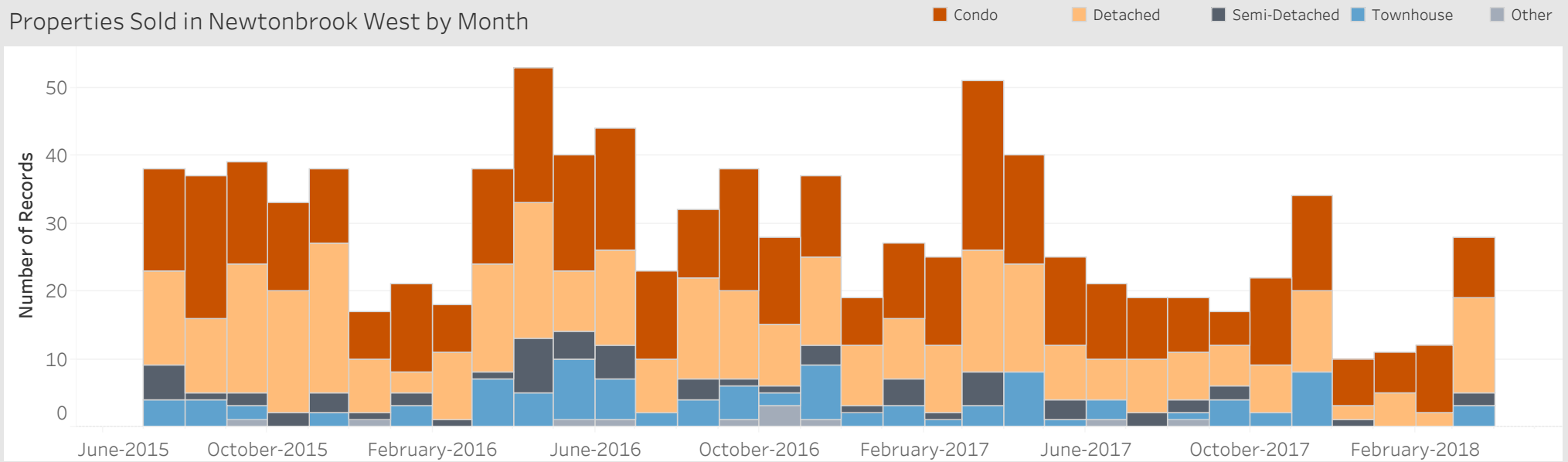
Visible Minorities



Average Sold Price vs. Average Ask Price in Newtonbrook West



Properties Sold in Newtonbrook West by Month



Data

Month, Day, Year of Sold Date	Address1	Property Type	Bedrooms	Washrooms	Days on the Market	List Price	Sold Price
1 July, 2015	604, 5740 Yonge St, Toronto	Condo	2	2	37	\$370K	\$365K
2 July, 2015	88 Tanjoe Cres, Toronto	Semi-Detached	4	4	3	\$698K	\$712K
3 July, 2015	25 Goulding Ave, Toronto	Detached	3	2	10	\$899K	\$1,053K
	1007, 10 Tangreen Crt, Toronto	Condo	3	2	30	\$349K	\$341K
5 July, 2015	27, 118 Finch Ave, Toronto	Townhouse	2	3	51	\$400K	\$384K
	45 Crispin Cres, Toronto	Semi-Detached	4	3	13	\$779K	\$770K
	89 Drewry Ave, Toronto	Detached	4	5	34	\$1,239K	\$1,230K
	238 Homewood Ave, Toronto	Detached	3	2	7	\$988K	\$1,100K
	311, 5940 Yonge St, Toronto	Condo	1	1	42	\$236K	\$220K
6 July, 2015	241 Blake Ave, Toronto	Detached	4	3	17	\$1,048K	\$1,021K
7 July, 2015	138 Patricia Ave, Toronto	Detached	3	1	35	\$999K	\$1,000K
9 July, 2015	1406, 5740 Yonge St, Toronto	Condo	2	2	50	\$351K	\$347K
12 July, 2015	# 80, 539 Steeles Ave, Toronto	Townhouse	3	2	18	\$429K	\$428K
15 July, 2015	17 Swiss Crt, Toronto	Detached	4	4	14	\$1,300K	\$1,290K
	45 Green Bush Rd, Toronto	Semi-Detached	4	3	45	\$649K	\$685K
	210, 5940 Yonge St, Toronto	Condo	1	2	10	\$290K	\$290K
	2902, 15 Greenview Ave, Toronto	Condo	2	1	30	\$377K	\$365K
16 July, 2015	2215, 25 Greenview Ave, Toronto	Condo	2	1	45	\$358K	\$340K
18 July, 2015	314, 15 Greenview Ave, Toronto	Condo	2	2	4	\$380K	\$378K
	3006, 15 Greenview Ave, Toronto	Condo	2	2	54	\$549K	\$533K
19 July, 2015	5 Kenton Dr, Toronto	Detached	3	2	14	\$709K	\$815K
	23 Routliffe Lane, Toronto	Townhouse	3	3	4	\$799K	\$817K
20 July, 2015	9 Charlton Blvd, Toronto	Detached	4	4	38	\$1,110K	\$1,040K
21 July, 2015	72 Tanjoe Cres, Toronto	Semi-Detached	4	3	23	\$699K	\$693K
22 July, 2015	12 Tanjoe Cres, Toronto	Semi-Detached	3	2	2	\$599K	\$680K
	108 Patricia Ave, Toronto	Detached	4	6	65	\$2,238K	\$2,150K
23 July, 2015	108 Goulding Ave, Toronto	Detached	4	7	8	\$1,938K	\$1,880K
	611, 15 Greenview Ave, Toronto	Condo	2	2	35	\$449K	\$440K

Data

Month, Day, Year of Sold Date	Address1	Property Type	Bedrooms	Washrooms	Days on the Market	List Price	Sold Price
23 July, 2015	1301, 15 Greenview Ave, Toronto	Condo	2	1	52	\$310K	\$306K
	D-13, 108 Finch Ave, Toronto	Townhouse	2	2	1	\$469K	\$478K
	Ph08, 5940 Yonge St, Toronto	Condo	1	2	8	\$295K	\$292K
24 July, 2015	40 Altamont Rd, Toronto	Detached	3	2	65	\$1,099K	\$1,000K
27 July, 2015	103, 5940 Yonge St, Toronto	Condo	1	1	47	\$279K	\$267K
	253 Drewry Ave, Toronto	Detached	3	2	8	\$929K	\$952K
28 July, 2015	701, 205 Hilda Ave, Toronto	Condo	2	1	9	\$339K	\$325K
29 July, 2015	25 Donnalyn Dr, Toronto	Detached	3	3	14	\$799K	\$750K
30 July, 2015	203 Drewry Ave, Toronto	Detached	2	1	42	\$1,100K	\$1,045K
31 July, 2015	#101, 3 Duplex Ave, Toronto	Condo	2	2	9	\$330K	\$316K
4 August, 2015	2127, 25 Greenview Ave, Toronto	Condo	2	2	103	\$600K	\$580K
6 August, 2015	1902, 15 Greenview Ave, Toronto	Condo	2	1	24	\$370K	\$362K
8 August, 2015	707, 15 Greenview Ave, Toronto	Condo	2	2	14	\$430K	\$424K
9 August, 2015	25, 118 Finch Ave, Toronto	Townhouse	2	3	10	\$445K	\$424K
	243 Homewood Ave, Toronto	Detached	5	6	76	\$1,998K	\$1,930K
	1602, 205 Hilda Ave, Toronto	Condo	2	2	34	\$389K	\$386K
10 August, 2015	107, 5879 Bathurst St, Toronto	Condo	2	1	40	\$290K	\$281K
	202, 5877 Bathurst St, Toronto	Townhouse	1	1	25	\$329K	\$325K
	2304, 15 Greenview Ave, Toronto	Condo	2	2	42	\$475K	\$463K
11 August, 2015	15 Hilda Ave, Toronto	Detached	3	2	14	\$1,049K	\$1,018K
12 August, 2015	388 Patricia Ave, Toronto	Detached	5	7	13	\$1,899K	\$1,770K
	1210, 15 Greenview Ave, Toronto	Condo	2	1	30	\$337K	\$332K
13 August, 2015	928, 25 Greenview Ave, Toronto	Condo	2	2	80	\$459K	\$438K
	2503, 15 Greenview Ave, Toronto	Condo	2	1	10	\$355K	\$348K
	Th302, 25 Greenview Ave, Toronto	Condo	2	4	51	\$829K	\$770K
14 August, 2015	501, 5740 Yonge St, Toronto	Condo	2	2	17	\$350K	\$339K
16 August, 2015	525, 25 Greenview Ave, Toronto	Condo	2	2	32	\$428K	\$418K
17 August, 2015	12 Dornfell St, Toronto	Detached	3	4	15	\$1,099K	\$1,030K

Data

Month, Day, Year of Sold Date	Address1	Property Type	Bedrooms	Washrooms	Days on the Market	List Price	Sold Price
18 August, 2015	7 Glenborough Park Cres, Toronto	Detached	4	3	7	\$889K	\$1,075K
	303, 5940 Yonge St, Toronto	Condo	1	2	28	\$322K	\$322K
	2105, 15 Greenview Ave, Toronto	Condo	2	2	74	\$485K	\$473K
	2508, 15 Greenview Ave, Toronto	Condo	2	1	86	\$388K	\$383K
19 August, 2015	14 Pennard Crt, Toronto	Detached	3	3	35	\$919K	\$893K
	B18, 108 Finch Ave, Toronto	Townhouse	2	2	12	\$450K	\$465K
20 August, 2015	308, 175 Hilda Ave, Toronto	Condo	3	1	41	\$345K	\$328K
21 August, 2015	81 Connaught Ave, Toronto	Detached	4	5	36	\$1,079K	\$1,030K
	1706, 5740 Yonge St, Toronto	Condo	2	2	51	\$365K	\$350K
23 August, 2015	42 Transwell Ave, Toronto	Detached	5	6	33	\$1,848K	\$1,788K
24 August, 2015	53, 549 Steeles Ave, Toronto	Townhouse	3	3	24	\$449K	\$440K
	2219, 25 Greenview Ave, Toronto	Condo	2	2	45	\$519K	\$500K
25 August, 2015	20 Kensington Ave, Toronto	Detached	3	2	9	\$1,049K	\$975K
26 August, 2015	2906, 15 Greenview Ave, Toronto	Condo	2	2	37	\$548K	\$533K
27 August, 2015	302 Hendon Ave, Toronto	Detached	3	3	51	\$969K	\$935K
	Th 276, 15 Greenview Ave, Toronto	Condo	2	3	11	\$715K	\$695K
28 August, 2015	425, 25 Greenview Ave, Toronto	Condo	2	2	40	\$430K	\$425K
31 August, 2015	31 Regatta Cres, Toronto	Semi-Detached	3	2	33	\$650K	\$625K
	329 Homewood Ave, Toronto	Detached	4	3	8	\$1,239K	\$1,190K
1 September, 2015	43 Drewry Ave, Toronto	Townhouse	2	3	67	\$539K	\$500K
2 September, 2015	38 Transwell Ave, Toronto	Detached	3	3	57	\$900K	\$880K
	289 Pleasant Ave, Toronto	Detached	4	5	89	\$1,628K	\$1,430K
	427, 25 Greenview Ave, Toronto	Condo	2	2	26	\$499K	\$485K
3 September, 2015	101 Goulding Ave, Toronto	Detached	4	6	25	\$2,299K	\$2,175K
4 September, 2015	49 Dewlane Dr, Toronto	Detached	4	3	3	\$929K	\$929K
7 September, 2015	184 Homewood Ave, Toronto	Detached	4	7	19	\$1,949K	\$1,850K
8 September, 2015	136 Homewood Ave, Toronto	Detached	4	5	18	\$1,790K	\$1,675K
	434 Connaught Ave, Toronto	Detached	4	4	5	\$1,150K	\$1,110K

Data

Month, Day, Year of Sold Date	Address1	Property Type	Bedrooms	Washrooms	Days on the Market	List Price	Sold Price
8 September, 2015	2419, 25 Greenview Ave, Toronto	Condo	2	2	23	\$548K	\$538K
10 September, 2015	311, 175 Hilda Ave, Toronto	Condo	3	2	20	\$319K	\$300K
	D-19, 108 Finch Ave, Toronto	Townhouse	2	3	10	\$549K	\$549K
11 September, 2015	156 Chelmsford Ave, Toronto	Semi-Detached	4	3	19	\$600K	\$650K
12 September, 2015	410 Connaught Ave, Toronto	Detached	4	5	24	\$2,069K	\$1,995K
13 September, 2015	602, 15 Greenview Ave, Toronto	Condo	2	1	60	\$358K	\$351K
14 September, 2015	41 Tanjoe Cres, Toronto	Semi-Detached	4	4	22	\$749K	\$720K
	605, 5740 Yonge St, Toronto	Condo	2	1	21	\$270K	\$266K
15 September, 2015	9 Glenborough Park Cres, Toronto	Detached	3	2	5	\$995K	\$1,090K
	12 Eldora Ave, Toronto	Detached	3	3	14	\$1,029K	\$995K
	1603, 15 Greenview Ave, Toronto	Condo	2	1	30	\$349K	\$348K
19 September, 2015	1510, 5740 Yonge St, Toronto	Condo	2	1	23	\$289K	\$282K
20 September, 2015	1104, 175 Hilda Ave, Toronto	Condo	3	2	10	\$339K	\$339K
21 September, 2015	21 Fairchild Ave, Toronto	Detached	4	4	7	\$899K	\$940K
	605, 15 Greenview Ave, Toronto	Condo	2	2	79	\$469K	\$455K
23 September, 2015	25 Glenborough Park Cres, Toronto	Detached	3	2	3	\$988K	\$1,110K
	54 Greenwin Village Rd, Toronto	Other	4	3	23	\$689K	\$680K
	121 Moore Park Ave, Toronto	Detached	5	5	7	\$1,595K	\$1,485K
	463 Drewry Ave, Toronto	Detached	3	3	7	\$975K	\$965K
	#108, 3 Duplex Ave, Toronto	Condo	2	3	37	\$455K	\$435K
24 September, 2015	2005, 5740 Yonge St, Toronto	Condo	2	1	71	\$289K	\$278K
26 September, 2015	15 Kenton Dr, Toronto	Detached	3	2	9	\$860K	\$828K
27 September, 2015	10 Carney Rd, Toronto	Detached	3	3	12	\$879K	\$1,097K
	206, 777 Steeles Ave, Toronto	Condo	2	1	20	\$299K	\$296K
	2103, 205 Hilda Ave, Toronto	Condo	2	2	24	\$390K	\$380K
29 September, 2015	378 Drewry Ave, Toronto	Detached	2	2	9	\$999K	\$938K
	1607, 15 Greenview Ave, Toronto	Condo	2	2	19	\$479K	\$470K
30 September, 2015	16A Altamont Rd, Toronto	Detached	4	5	7	\$1,578K	\$1,428K

Data

Month, Day, Year of Sold Date	Address1	Property Type	Bedrooms	Washrooms	Days on the Market	List Price	Sold Price
30 September, 2015	22 Devondale Ave, Toronto	Detached	3	3	15	\$899K	\$874K
	1501, 5740 Yonge St, Toronto	Condo	2	2	85	\$359K	\$353K
5 October, 2015	1820, 25 Greenview Ave, Toronto	Condo	2	2	33	\$469K	\$452K
6 October, 2015	34 Green Bush Rd, Toronto	Semi-Detached	3	4	17	\$749K	\$760K
	205, 5740 Yonge St, Toronto	Condo	2	1	54	\$279K	\$276K
7 October, 2015	110 Caines Ave, Toronto	Detached	3	2	35	\$875K	\$860K
8 October, 2015	1 Caines Ave, Toronto	Detached	3	3	21	\$1,135K	\$1,088K
10 October, 2015	98 Hendon Ave, Toronto	Detached	3	4	2	\$1,150K	\$1,250K
11 October, 2015	307, 222 Finch Ave, Toronto	Condo	1	1	32	\$298K	\$294K
12 October, 2015	1518, 25 Greenview Ave, Toronto	Condo	2	2	21	\$459K	\$454K
	2310, 15 Greenview Ave, Toronto	Condo	2	1	43	\$338K	\$312K
	2610, 15 Greenview Ave, Toronto	Condo	2	1	18	\$336K	\$328K
	#105, 175 Hilda Ave, Toronto	Condo	3	2	17	\$285K	\$275K
13 October, 2015	15 Devondale Ave, Toronto	Detached	3	2	7	\$888K	\$1,151K
	484 Drewry Ave, Toronto	Detached	3	2	33	\$720K	\$825K
14 October, 2015	204, 5879 Bathurst St, Toronto	Condo	2	1	5	\$290K	\$285K
	328 Patricia Ave, Toronto	Detached	4	7	17	\$2,288K	\$2,146K
	1704, 15 Greenview Ave, Toronto	Condo	2	2	55	\$468K	\$460K
15 October, 2015	46 Transwell Ave, Toronto	Detached	3	3	5	\$968K	\$925K
	162 Chelmsford Ave, Toronto	Semi-Detached	3	4	2	\$650K	\$655K
	1910, 205 Hilda Ave, Toronto	Condo	2	2	64	\$428K	\$414K
16 October, 2015	53 Tefley Rd, Toronto	Detached	4	7	31	\$2,089K	\$1,960K
	136 Cactus Ave, Toronto	Detached	4	3	20	\$1,199K	\$1,180K
17 October, 2015	114 Moore Park Ave, Toronto	Detached	3	1	8	\$900K	\$878K
18 October, 2015	2317, 25 Greenview Ave, Toronto	Condo	2	1	20	\$389K	\$385K
19 October, 2015	173 Patricia Ave, Toronto	Detached	3	1	21	\$959K	\$955K
20 October, 2015	11 Lister Dr, Toronto	Detached	3	2	7	\$789K	\$875K
	405, 15 Greenview Ave, Toronto	Condo	2	2	56	\$449K	\$443K

Data

Month, Day, Year of Sold Date	Address1	Property Type	Bedrooms	Washrooms	Days on the Market	List Price	Sold Price
21 October, 2015	400 Patricia Ave, Toronto	Detached	2	2	1	\$959K	\$976K
22 October, 2015	266 Homewood Ave, Toronto	Detached	3	2	3	\$879K	\$1,060K
25 October, 2015	42 Tefley Rd, Toronto	Detached	3	2	4	\$949K	\$1,030K
26 October, 2015	12 Caines Ave, Toronto	Detached	3	4	41	\$1,200K	\$1,100K
	348 Pleasant Ave, Toronto	Detached	3	2	47	\$849K	\$833K
27 October, 2015	206, 205 Hilda Ave, Toronto	Condo	2	1	61	\$345K	\$323K
29 October, 2015	19 Melton Grove St, Toronto	Detached	5	7	10	\$2,069K	\$1,960K
2 November, 2015	8 Dallas Rd, Toronto	Detached	3	3	19	\$1,000K	\$999K
	150 Drewry Ave, Toronto	Detached	3	3	5	\$995K	\$980K
3 November, 2015	404 Drewry Ave, Toronto	Detached	3	2	14	\$900K	\$947K
	1808, 15 Greenview Ave, Toronto	Condo	2	1	27	\$395K	\$388K
4 November, 2015	38 Patricia Ave, Toronto	Detached	4	7	50	\$2,200K	\$2,030K
5 November, 2015	58 Fairchild Ave, Toronto	Detached	3	3	58	\$1,088K	\$1,035K
	325 Patricia Ave, Toronto	Detached	4	4	28	\$1,598K	\$1,530K
	926, 25 Greenview Ave, Toronto	Condo	2	2	14	\$565K	\$555K
6 November, 2015	198 Patricia Ave, Toronto	Detached	3	2	1	\$950K	\$1,200K
7 November, 2015	462 Patricia Ave, Toronto	Detached	4	4	9	\$1,149K	\$1,155K
8 November, 2015	Ph25, 25 Greenview Ave, Toronto	Condo	2	2	68	\$468K	\$460K
10 November, 2015	2102, 5740 Yonge St, Toronto	Condo	2	1	184	\$379K	\$370K
11 November, 2015	12 Shetland St, Toronto	Detached	3	2	48	\$1,129K	\$1,100K
	27 Marathon Cres, Toronto	Detached	3	4	29	\$1,099K	\$1,060K
	100 Charlton Blvd, Toronto	Detached	5	4	3	\$950K	\$951K
	187 Goulding Ave, Toronto	Detached	4	7	90	\$2,199K	\$2,138K
12 November, 2015	7 Carney Rd, Toronto	Detached	4	2	176	\$2,000K	\$1,568K
	11 Carney Rd, Toronto	Detached	3	2	176	\$2,000K	\$1,568K
	142 Finch Ave, Toronto	Detached	3	2	176	\$2,000K	\$1,568K
	311, 15 Greenview Ave, Toronto	Condo	2	2	66	\$380K	\$360K
	317 Pleasant Ave, Toronto	Detached	4	4	17	\$1,488K	\$1,400K

Data

Month, Day, Year of Sold Date	Address1	Property Type	Bedrooms	Washrooms	Days on the Market	List Price	Sold Price
12 November, 2015	613, 175 Hilda Ave, Toronto	Condo	3	2	21	\$365K	\$362K
	L2 -55, 25 Greenview Ave, Toronto	Condo	2		189	\$20K	\$18K
16 November, 2015	83 Fontainbleau Dr, Toronto	Semi-Detached	3	2	14	\$769K	\$758K
17 November, 2015	66A Finch Ave, Toronto	Townhouse	3	4	36	\$750K	\$740K
	313, 175 Hilda Ave, Toronto	Condo	3	2	2	\$300K	\$310K
18 November, 2015	C16, 108 Finch Ave, Toronto	Townhouse	2	3	9	\$545K	\$549K
19 November, 2015	315 Connaught Ave, Toronto	Detached	4	6	7	\$2,187K	\$2,080K
21 November, 2015	40 Devondale Ave, Toronto	Detached	4	2	18	\$939K	\$930K
22 November, 2015	153 Chelmsford Ave, Toronto	Semi-Detached	3	2	2	\$600K	\$600K
	202 Connaught Ave, Toronto	Detached	2	2	6	\$1,198K	\$1,160K
	262 Connaught Ave, Toronto	Detached	3	2	3	\$829K	\$940K
	1906, 15 Greenview Ave, Toronto	Condo	2	2	10	\$499K	\$494K
24 November, 2015	179 Blake Ave, Toronto	Detached	5	5	9	\$929K	\$1,385K
26 November, 2015	131 Homewood Ave, Toronto	Detached	4	2	8	\$1,048K	\$1,270K
	1902, 10 Tangreen Crt, Toronto	Condo	3	2	24	\$450K	\$438K
27 November, 2015	111 Fontainbleau Dr, Toronto	Semi-Detached	4	3	10	\$699K	\$738K
	1612, 205 Hilda Ave, Toronto	Condo	2	2	46	\$360K	\$353K
1 December, 2015	26 Lissom Cres, Toronto	Detached	4	4	12	\$1,170K	\$1,150K
	50 Greenwin Village Rd, Toronto	Other	4	4	88	\$759K	\$747K
5 December, 2015	2 Pennard Crt, Toronto	Detached	5	7	68	\$2,099K	\$1,926K
	9 Hilda Ave, Toronto	Detached	4	6	73	\$1,980K	\$1,910K
6 December, 2015	138 Homewood Ave, Toronto	Detached	3	2	7	\$1,048K	\$1,200K
	820, 25 Greenview Ave, Toronto	Condo	2	2	62	\$439K	\$418K
7 December, 2015	1418, 25 Greenview Ave, Toronto	Condo	2	2	7	\$458K	\$452K
8 December, 2015	2808, 10 Tangreen Crt, Toronto	Condo	3	2	55	\$380K	\$370K
11 December, 2015	311 Pleasant Ave, Toronto	Detached	3	2	4	\$899K	\$848K
13 December, 2015	1104, 15 Greenview Ave, Toronto	Condo	2	2	47	\$459K	\$451K
14 December, 2015	247 Drewry Ave, Toronto	Detached	2	2	113	\$999K	\$1,100K

Data

Month, Day, Year of Sold Date	Address1	Property Type	Bedrooms	Washrooms	Days on the Market	List Price	Sold Price
16 December, 2015	133 Chelmsford Ave, Toronto	Semi-Detached	3	3	16	\$699K	\$705K
19 December, 2015	2 Robson Pl, Toronto	Detached	5	7	125	\$1,859K	\$1,783K
	34 Devondale Ave, Toronto	Detached	3	1	65	\$849K	\$845K
21 December, 2015	821, 25 Greenview Ave, Toronto	Condo	2	2	76	\$435K	\$430K
22 December, 2015	Ph13, 15 Greenview Ave, Toronto	Condo	2	2	97	\$540K	\$518K
23 December, 2015	909, 4978 Yonge St, Toronto	Condo	2	2	44	\$475K	\$458K
4 January, 2016	134 Charlton Blvd, Toronto	Detached	4	3	91	\$1,099K	\$1,035K
6 January, 2016	606, 15 Greenview Ave, Toronto	Condo	2	2	61	\$498K	\$488K
	1901, 10 Tangreen Crt, Toronto	Condo	3	2	28	\$424K	\$419K
7 January, 2016	307, 175 Hilda Ave, Toronto	Condo	3	2	33	\$320K	\$305K
	2206, 15 Greenview Ave, Toronto	Condo	2	2	56	\$539K	\$527K
9 January, 2016	406, 15 Greenview Ave, Toronto	Condo	2	2	88	\$500K	\$490K
11 January, 2016	422, 25 Greenview Ave, Toronto	Condo	2	1	57	\$342K	\$326K
13 January, 2016	A20, 108 Finch Ave, Toronto	Townhouse	2	2	10	\$492K	\$485K
18 January, 2016	2011, 205 Hilda Ave, Toronto	Condo	2	2	31	\$400K	\$392K
19 January, 2016	1213, 15 Greenview Ave, Toronto	Condo	2	2	14	\$559K	\$555K
	1703, 5740 Yonge St, Toronto	Condo	2	1	6	\$289K	\$283K
	A2-2U, 49 Hendon Ave, Toronto	Townhouse	2	2	65	\$499K	\$498K
24 January, 2016	51 Regatta Cres	Semi-Detached	3	2	18	\$668K	\$640K
25 January, 2016	A7, 108 Finch Ave W	Townhouse	2	2	77	\$425K	\$410K
26 January, 2016	#513, 5940 Yonge St	Condo	2	2	19	\$300K	\$296K
27 January, 2016	1527, 25 Greenview Ave	Condo	3	2	16	\$599K	\$575K
28 January, 2016	448 Drewry Ave	Detached	3	4	6	\$969K	\$958K
29 January, 2016	72 Caines Ave	Detached	3	1	7	\$975K	\$1,256K
	2706, 15 Greenview Ave	Condo	2	2	25	\$539K	\$522K
30 January, 2016	56 Elise Terr	Semi-Detached	4	3	2	\$659K	\$652K
31 January, 2016	208, 205 Hilda Ave	Condo	3	2	25	\$380K	\$375K
4 February, 2016	728, 25 Greenview Ave	Condo	2	2	28	\$438K	\$427K

Data

Month, Day, Year of Sold Date	Address1	Property Type	Bedrooms	Washrooms	Days on the Market	List Price	Sold Price
6 February, 2016	41 Altamont Rd	Detached	3	2	5	\$999K	\$1,080K
8 February, 2016	7 Lister Dr	Detached	4	5	5	\$1,928K	\$1,976K
	908, 15 Greenview Ave	Condo	1	1	11	\$384K	\$378K
10 February, 2016	137 Patricia Ave	Detached	3	4	1	\$999K	\$1,200K
11 February, 2016	18 Pennard Crt	Detached	4	6	2	\$1,688K	\$1,695K
	123 Cactus Ave	Detached	3	3	2	\$978K	\$1,125K
18 February, 2016	98 Tanjoe Cres	Semi-Detached	4	3	2	\$650K	\$741K
22 February, 2016	2 Dallas Rd	Detached	3	2	4	\$975K	\$976K
	1922, 25 Greenview Ave	Condo	1	1	20	\$390K	\$375K
23 February, 2016	59 Kenton Dr	Detached	3	2	1	\$928K	\$925K
24 February, 2016	225 Homewood Ave	Detached	4	3	5	\$1,098K	\$1,290K
	717, 25 Greenview Ave	Condo	1	1	14	\$357K	\$349K
	2608, 15 Greenview Ave	Condo	1	1	27	\$396K	\$385K
25 February, 2016	16 Eldora Ave	Detached	7	5	0	\$1,099K	\$1,210K
	1707, 205 Hilda Ave	Condo	2	2	3	\$339K	\$330K
28 February, 2016	48 Moore Park Ave	Detached	3	3	3	\$995K	\$1,100K
29 February, 2016	1303, 5740 Yonge St	Condo	1	1	24	\$278K	\$270K
1 March, 2016	231 Goulding Ave	Detached	4	4	36	\$1,399K	\$1,350K
2 March, 2016	2210, 5740 Yonge St	Condo	1	1	12	\$300K	\$305K
3 March, 2016	7 Tefley Rd	Detached	4	3	2	\$1,089K	\$1,180K
	10 Willimart Crt	Detached	4	5	14	\$999K	\$1,075K
	17 Candy Courtway Way	Townhouse	3	4	170	\$427K	\$420K
	58 Marathon Cres	Detached	3	3	45	\$1,059K	\$1,000K
	1206, 15 Greenview Ave	Condo	2	2	13	\$540K	\$523K
4 March, 2016	111 Drewry Ave	Detached	4	3	2	\$800K	\$1,202K
	282 Drewry Ave	Detached	3	3	23	\$1,099K	\$1,099K
	1014, 175 Hilda Ave	Condo	3	2	10	\$380K	\$370K
5 March, 2016	18, 118 Finch Ave W	Townhouse	2	3	2	\$489K	\$568K

Data

Month, Day, Year of Sold Date	Address1	Property Type	Bedrooms	Washrooms	Days on the Market	List Price	Sold Price
5 March, 2016	1106, 5740 Yonge St	Condo	2	2	23	\$385K	\$380K
	1504, 15 Greenview Ave	Condo	2	2	24	\$464K	\$456K
8 March, 2016	1110, 15 Greenview Ave	Condo	1	1	3	\$339K	\$333K
9 March, 2016	128B Finch Ave W	Townhouse	3	3	2	\$748K	\$755K
11 March, 2016	8, 49 Hendon Ave	Townhouse	2	1	69	\$535K	\$523K
13 March, 2016	24 Moore Park Ave	Detached	3	1	3	\$1,150K	\$1,110K
	208 Drewry Ave	Detached	4	5	12	\$1,588K	\$1,680K
14 March, 2016	48 Carney Rd	Detached	4	4	5	\$1,169K	\$1,550K
15 March, 2016	1306, 10 Tangreen Crt	Condo	3	2	4	\$399K	\$395K
16 March, 2016	190 Goulding Ave	Detached	3	2	6	\$1,099K	\$1,333K
17 March, 2016	6 Altamont Rd	Townhouse	4	4	0	\$949K	\$1,048K
18 March, 2016	325, 25 Greenview Ave	Condo	2	2	12	\$400K	\$400K
19 March, 2016	199 Goulding Ave	Detached	3	4	1	\$1,099K	\$1,290K
20 March, 2016	27 Candy Court Way	Condo	3	3	1	\$420K	\$410K
	502, 5940 Yonge St	Condo	1	1	9	\$276K	\$274K
24 March, 2016	14 Caines Ave	Detached	4	2	6	\$1,100K	\$1,385K
	92 Caines Ave	Detached	5	8	21	\$2,698K	\$2,486K
25 March, 2016	1123, 25 Greenview Ave	Condo	1	1	2	\$365K	\$368K
28 March, 2016	21 Crossen Dr	Detached	4	3	10	\$1,189K	\$1,325K
	380 Drewry Ave	Detached	5	4	6	\$1,399K	\$1,675K
	454 Patricia Ave	Detached	4	5	8	\$1,099K	\$1,402K
	1814, 15 Greenview Ave	Condo	2	2	109	\$438K	\$420K
29 March, 2016	6, 118 Finch Ave W	Townhouse	3	3	5	\$450K	\$546K
30 March, 2016	47 Regatta Cres	Semi-Detached	3	2	42	\$660K	\$620K
	106, 3 Duplex Ave	Condo	2	3	16	\$369K	\$340K
	527, 25 Greenview Ave	Condo	3	2	14	\$550K	\$538K
	C11, 108 Finch Ave W	Townhouse	2	3	7	\$499K	\$555K
1 April, 2016	12, 118 Finch St W	Townhouse	3	3	2	\$475K	\$592K

Data

Month, Day, Year of Sold Date	Address1	Property Type	Bedrooms	Washrooms	Days on the Market	List Price	Sold Price
2 April, 2016	56 Park Home Ave	Detached	3	3	7	\$1,100K	\$1,700K
4 April, 2016	8 Dromore Cres	Detached	3	3	5	\$999K	\$1,168K
	99 Caines Ave	Detached	4	6	4	\$2,448K	\$2,520K
5 April, 2016	117 Talbot Rd	Detached	3	4	6	\$1,190K	\$1,355K
6 April, 2016	62 Elise Terr	Semi-Detached	4	3	15	\$728K	\$702K
	111 Fontainbleau Dr	Semi-Detached	4	5	7	\$888K	\$928K
	605, 175 Hilda Ave	Condo	3	2	1	\$360K	\$358K
7 April, 2016	325 Drewry Ave	Detached	4	6	7	\$1,990K	\$1,950K
8 April, 2016	169 Homewood Ave	Detached	4	6	7	\$2,488K	\$2,450K
9 April, 2016	180 Goulding Ave	Detached	3	3	10	\$999K	\$1,025K
10 April, 2016	99 Goulding Ave	Detached	3	2	3	\$1,199K	\$1,490K
11 April, 2016	506, 175 Hilda Ave	Condo	3	2	14	\$386K	\$387K
12 April, 2016	223 Pleasant Ave	Detached	2	3	4	\$1,199K	\$1,500K
	303, 222 Finch Ave, Toronto	Condo	1	1	53	\$329K	\$315K
	1609, 5740 Yonge St, Toronto	Condo	2	2	38	\$399K	\$375K
13 April, 2016	6, 537 Steeles Ave W	Townhouse	3	2	8	\$500K	\$525K
	54 Tefley Rd	Detached	3	3	6	\$1,098K	\$1,380K
	927, 25 Greenview Ave	Condo	3	2	7	\$579K	\$570K
	1712, 15 Greenview Ave	Condo	2	2	2	\$529K	\$551K
14 April, 2016	1 Theresa Ave	Detached	3	2	6	\$1,049K	\$1,385K
	N, 28 Regatta Cres	Semi-Detached	3	2	7	\$695K	\$688K
15 April, 2016	61, 751 Steeles Ave W	Townhouse	3	3	37	\$499K	\$485K
	1404, 5740 Yonge St	Condo	2	2	36	\$378K	\$360K
17 April, 2016	3 Tanjoe Cres	Semi-Detached	5	3	2	\$660K	\$735K
18 April, 2016	120 Elise Terr	Semi-Detached	4	3	7	\$699K	\$725K
19 April, 2016	33, 43 Drewry Ave	Townhouse	2	2	4	\$500K	\$489K
	115 Elise Terr	Semi-Detached	3	4	8	\$699K	\$720K
20 April, 2016	154 Chelmsford Ave	Semi-Detached	4	3	7	\$679K	\$757K

Data

Month, Day, Year of Sold Date	Address1	Property Type	Bedrooms	Washrooms	Days on the Market	List Price	Sold Price
20 April, 2016	1125, 25 Greenview Ave	Condo	2	2	76	\$460K	\$435K
21 April, 2016	528, 25 Greenview Ave	Condo	2	2	29	\$439K	\$431K
	2124, 25 Greenview Ave	Condo	1	1	12	\$349K	\$343K
	2311, 15 Greenview Ave	Condo	2	2	31	\$456K	\$450K
22 April, 2016	3705, 5162 Yonge St	Condo	2	2	29	\$580K	\$578K
23 April, 2016	65 Tanjoe Cres	Semi-Detached	4	4	1	\$798K	\$910K
24 April, 2016	9 Lanbrooke Ave	Detached	5	6	6	\$1,689K	\$1,880K
	35, 743 Steeles Ave W	Townhouse	3	3	43	\$490K	\$479K
	107 Talbot Rd	Detached	4	3	5	\$1,150K	\$1,218K
25 April, 2016	17 Crossen Dr	Detached	5	3	6	\$1,239K	\$1,433K
	41 Transwell Ave	Detached	3	2	0	\$929K	\$1,200K
	144 Goulding Ave	Detached	4	4	3	\$1,339K	\$1,339K
26 April, 2016	22 Pennard Crt	Detached	3	3	18	\$1,168K	\$1,170K
	813, 175 Hilda Ave	Condo	3	2	24	\$370K	\$370K
	1410, 5740 Yonge St	Condo	1	1	25	\$300K	\$295K
	1616, 25 Greenview Ave	Condo	1	1	25	\$398K	\$395K
27 April, 2016	123 Connaught Ave	Detached	3	3	0	\$1,090K	\$1,420K
28 April, 2016	31 Kenton Dr	Detached	3	3	8	\$899K	\$999K
29 April, 2016	1028, 25 Greenview Ave	Condo	2	2	15	\$445K	\$440K
	1806, 15 Greenview Ave	Condo	2	2	50	\$539K	\$515K
	2006, 205 Hilda Ave	Condo	2	1	31	\$389K	\$380K
	3306, 10 Tangreen Crt	Condo	3	2	30	\$419K	\$405K
30 April, 2016	8 Gaslight Crt	Detached	4	3	12	\$1,680K	\$1,650K
	2520, 25 Greenview Ave	Condo	2	2	9	\$500K	\$490K
2 May, 2016	1, 43 Drewry Ave	Townhouse	2	2	69	\$524K	\$515K
3 May, 2016	7 Glenborough Park Cres	Detached	4	3	1	\$1,099K	\$1,350K
	24 Clarkhill St	Detached	5	5	1	\$1,899K	\$2,160K
	168 Chelmsford Ave	Semi-Detached	3	2	4	\$660K	\$762K

Data

Month, Day, Year of Sold Date	Address1	Property Type	Bedrooms	Washrooms	Days on the Market	List Price	Sold Price
3 May, 2016	2115, 25 Greenview Ave	Condo	1	1	4	\$358K	\$350K
4 May, 2016	4 Fleetwell Crt	Detached	3	3	5	\$1,350K	\$1,501K
5 May, 2016	19 Greenwin Village Rd	Semi-Detached	5	5	0	\$849K	\$825K
6 May, 2016	27 St Paschal Crt	Other	4	4	6	\$788K	\$855K
	214 Patricia Ave	Detached	2	1	1	\$999K	\$1,300K
	406 Drewry Ave	Detached	3	2	18	\$1,150K	\$1,130K
10 May, 2016	27 English Garden Way	Townhouse	3	4	1	\$699K	\$861K
	Lph 6, 777 Steeles Ave W	Condo	1	1	21	\$330K	\$326K
12 May, 2016	81 Regatta Cres	Semi-Detached	4	3	3	\$649K	\$765K
	315, 25 Greenview Ave	Condo	1	1	24	\$350K	\$338K
	2304, 10 Tangreen Crt	Condo	3	2	34	\$423K	\$415K
14 May, 2016	14 Calderon Cres	Detached	3	3	3	\$875K	\$990K
15 May, 2016	285 Homewood Ave	Detached	2	2	9	\$1,385K	\$1,491K
16 May, 2016	313, 5940 Yonge St	Condo	2	2	27	\$338K	\$334K
	712, 175 Hilda Ave	Condo	3	2	3	\$300K	\$330K
17 May, 2016	2502, 15 Greenview Ave	Condo	1	1	32	\$395K	\$382K
	D27, 108 Finch Ave W	Townhouse	3	3	6	\$600K	\$688K
18 May, 2016	105, 175 Hilda Ave	Condo	3	2	15	\$439K	\$424K
	2105, 15 Greenview Ave	Condo	2	2	25	\$518K	\$500K
19 May, 2016	202, 3 Duplex Ave	Condo	2	3	12	\$450K	\$442K
20 May, 2016	21 Routliffe Lane	Townhouse	4	3	4	\$849K	\$970K
	201, 5879 Bathurst St	Condo	3	2	4	\$410K	\$400K
	806, 5500 Yonge St	Condo	1	1	4	\$305K	\$305K
	2302, 15 Greenview Ave	Condo	1	1	57	\$393K	\$388K
21 May, 2016	83 Greenwin Village Rd	Semi-Detached	4	2	0	\$709K	\$705K
23 May, 2016	17, 749 Steeles Ave W	Townhouse	3	3	14	\$503K	\$495K
	326 Connaught Ave	Detached	3	2	4	\$1,399K	\$1,508K
24 May, 2016	19 Kensington Ave	Detached	3	4	7	\$1,248K	\$1,435K

Data

Month, Day, Year of Sold Date	Address1	Property Type	Bedrooms	Washrooms	Days on the Market	List Price	Sold Price
24 May, 2016	72 Routliffe Lane	Townhouse	3	3	25	\$939K	\$940K
	2702, 15 Greenview Ave	Condo	1	1	3	\$385K	\$383K
26 May, 2016	63, 49 Hendon Ave	Townhouse	2	2	50	\$550K	\$546K
27 May, 2016	55, 49 Hendon Ave	Townhouse	2	2	118	\$484K	\$479K
	68 Routliffe Lane	Townhouse	3	3	15	\$928K	\$928K
	1806, 10 Tangreen Crt	Condo	3	2	39	\$425K	\$410K
28 May, 2016	2705, 15 Greenview Ave	Condo	2	2	12	\$519K	\$506K
31 May, 2016	2110, 5740 Yonge St	Condo	1	1	6	\$299K	\$293K
1 June, 2016	907, 15 Greenview Ave	Condo	2	2	30	\$475K	\$462K
	2227, 25 Greenview Ave	Condo	3	2	22	\$598K	\$598K
	2802, 10 Tangreen Crt	Condo	3	2	16	\$423K	\$415K
2 June, 2016	178 Connaught Ave	Detached	4	3	4	\$1,399K	\$1,600K
	1203, 5740 Yonge St	Condo	1	1	9	\$290K	\$286K
3 June, 2016	394 Patricia Ave	Detached	4	4	62	\$1,688K	\$1,680K
5 June, 2016	1114, 15 Greenview Ave	Condo	2	2	3	\$445K	\$445K
	2107, 5740 Yonge St	Condo	2	2	24	\$375K	\$373K
7 June, 2016	199 Goulding Ave	Detached	4	4	20	\$1,398K	\$1,610K
	319, 25 Greenview Ave	Condo	2	2	26	\$498K	\$490K
8 June, 2016	708, 15 Greenview Ave	Condo	1	1	13	\$390K	\$378K
	1516, 25 Greenview Ave	Condo	1	1	9	\$389K	\$385K
9 June, 2016	42 Glenborough Park Cres	Detached	2	3	1	\$1,638K	\$1,580K
	63 Routliffe Lane	Townhouse	3	3	7	\$879K	\$982K
	1705, 5740 Yonge St	Condo	1	1	13	\$300K	\$306K
	2901, 15 Greenview Ave	Condo	1	1	19	\$340K	\$333K
12 June, 2016	43 Regatta Cres	Semi-Detached	3	2	4	\$658K	\$693K
13 June, 2016	1, 5937 Bathurst St	Townhouse	3	3	32	\$550K	\$530K
	342 Patricia Ave	Detached	3	2	16	\$1,388K	\$1,410K
14 June, 2016	25 Greenwin Village Rd	Other	4	3	5	\$850K	\$835K

Data

Month, Day, Year of Sold Date	Address1	Property Type	Bedrooms	Washrooms	Days on the Market	List Price	Sold Price
15 June, 2016	135 Goulding Ave	Detached	3	2	9	\$1,298K	\$1,610K
	301, 175 Hilda Ave	Condo	2	1	45	\$350K	\$350K
16 June, 2016	83 Caines Ave	Detached	3	2	0	\$1,200K	\$1,510K
	149 Charlton Blvd	Detached	4	4	22	\$1,248K	\$1,100K
	330 Drewry Ave	Detached	4	3	9	\$1,580K	\$1,808K
	425 Drewry Ave	Detached	3	3	7	\$1,000K	\$1,142K
18 June, 2016	2120, 25 Greenview Ave	Condo	2	2	51	\$469K	\$460K
20 June, 2016	57 Green Bush Rd	Semi-Detached	4	3	4	\$779K	\$815K
21 June, 2016	103 Tanjoe Cres	Semi-Detached	4	2	6	\$698K	\$800K
23 June, 2016	2 Altamont Rd	Townhouse	3	4	8	\$995K	\$1,060K
	43 Dromore Cres	Detached	2	2	10	\$829K	\$903K
	803, 5740 Yonge St	Condo	1	1	50	\$275K	\$265K
24 June, 2016	A19, 108 Finch Ave W	Townhouse	2	2	8	\$488K	\$485K
25 June, 2016	2106, 15 Greenview Ave	Condo	2	2	12	\$549K	\$535K
27 June, 2016	16 Regatta Cres	Semi-Detached	4	3	5	\$675K	\$741K
	113, 49 Hendon Ave	Townhouse	2	2	20	\$550K	\$550K
28 June, 2016	18A Altamont Rd	Detached	4	5	8	\$1,200K	\$1,603K
	101B Finch Ave W	Townhouse	3	3	7	\$699K	\$840K
	114 Fontainbleau Dr	Semi-Detached	4	3	7	\$850K	\$872K
29 June, 2016	18 Glenborough Park Cres	Detached	4	3	13	\$1,188K	\$1,350K
	255 Homewood Ave	Detached	4	6	16	\$1,998K	\$2,112K
	710, 175 Hilda Ave	Condo	3	2	50	\$370K	\$365K
	1119, 25 Greenview Ave	Condo	2	2	93	\$520K	\$507K
30 June, 2016	2103, 15 Greenview Ave	Condo	1	1	37	\$399K	\$392K
4 July, 2016	26 Routliffe Lane	Townhouse	3	3	20	\$839K	\$945K
	314, 222 Finch Ave W	Condo	1	1	115	\$250K	\$244K
6 July, 2016	210, 777 Steeles Ave	Condo	2	2	14	\$385K	\$383K
8 July, 2016	404, 5740 Yonge St	Condo	2	2	24	\$380K	\$375K

Data

Month, Day, Year of Sold Date	Address1	Property Type	Bedrooms	Washrooms	Days on the Market	List Price	Sold Price
8 July, 2016	1219, 25 Greenview Ave	Condo	2	2	2	\$519K	\$512K
9 July, 2016	1807, 15 Greenview Ave	Condo	2	2	18	\$449K	\$468K
11 July, 2016	396 Connaught Ave	Detached	3	2	6	\$1,558K	\$1,530K
12 July, 2016	12 Kenton Dr	Detached	4	5	14	\$1,699K	\$1,625K
13 July, 2016	1615, 25 Greenview Ave	Condo	1	1	20	\$349K	\$345K
14 July, 2016	2709, 15 Greenview Ave	Condo	1	1	37	\$409K	\$405K
16 July, 2016	1010, 509 Beecroft Rd	Condo	2	2	2	\$460K	\$470K
18 July, 2016	180 Connaught Ave	Detached	4	7	26	\$2,828K	\$2,728K
19 July, 2016	51 Routliffe Lane	Townhouse	4	3	7	\$877K	\$1,001K
21 July, 2016	17 Melton Grove St	Detached	4	6	6	\$2,588K	\$2,465K
	101 Caines Ave	Detached	5	5	7	\$2,088K	\$2,060K
22 July, 2016	819, 25 Greenview Ave	Condo	2	2	8	\$515K	\$510K
25 July, 2016	720, 25 Greenview Ave	Condo	2	2	39	\$438K	\$430K
27 July, 2016	146 Pleasant Ave	Detached	3	3	5	\$1,399K	\$1,603K
28 July, 2016	2614, 15 Greenview Ave	Condo	2	2	12	\$499K	\$494K
29 July, 2016	95 Peckham Ave	Detached	4	3	16	\$1,279K	\$1,270K
	131 Charlton Blvd	Detached	5	4	9	\$1,299K	\$1,240K
	3107, 10 Tangreen Crt	Condo	2	2	31	\$358K	\$340K
30 July, 2016	2519, 25 Greenview Ave	Condo	2	2	16	\$562K	\$544K
1 August, 2016	126 Charlton Blvd	Detached	3	3	5	\$1,148K	\$1,145K
	609, 777 Steeles Ave W	Condo	2	2	21	\$395K	\$400K
2 August, 2016	219 Moore Park Ave	Detached	4	6	1	\$1,488K	\$1,839K
3 August, 2016	703, 175 Hilda Ave	Condo	3	2	20	\$428K	\$430K
4 August, 2016	44 Dewlane Dr	Detached	3	2	10	\$889K	\$1,045K
	48 Moore Park Ave	Detached	3	3	0	\$1,280K	\$1,280K
	1827, 25 Greenview Ave	Condo	3	2	17	\$599K	\$598K
7 August, 2016	Th300, 25 Greenview Ave	Townhouse	3	3	19	\$989K	\$1,008K
8 August, 2016	23 Kenton Dr	Detached	3	2	2	\$950K	\$900K

Data

Month, Day, Year of Sold Date	Address1	Property Type	Bedrooms	Washrooms	Days on the Market	List Price	Sold Price
8 August, 2016	307, 5740 Yonge St	Condo	2	2	3	\$354K	\$350K
9 August, 2016	48 Transwell Ave	Detached	4	5	0	\$1,880K	\$2,110K
11 August, 2016	108, 49 Hendon Ave	Townhouse	2	1	155	\$460K	\$441K
12 August, 2016	1107, 5740 Yonge St	Condo	2	2	28	\$376K	\$369K
13 August, 2016	182 Patricia Ave	Detached	3	2	8	\$1,480K	\$1,622K
15 August, 2016	108 Elise Terr	Semi-Detached	5	4	5	\$699K	\$740K
	308, 5940 Yonge St	Condo	2	2	13	\$349K	\$338K
16 August, 2016	Ph02, 15 Greenview Ave	Condo	1	1	11	\$426K	\$410K
17 August, 2016	159 Goulding Ave	Detached	3	2	5	\$1,599K	\$1,600K
21 August, 2016	34 Green Bush Rd	Semi-Detached	3	4	24	\$850K	\$827K
	42 Tefley Rd	Detached	3	2	4	\$1,390K	\$1,680K
22 August, 2016	65 Routliffe Lane	Townhouse	3	3	7	\$949K	\$1,013K
	B28, 108 Finch Ave W	Townhouse	2	2	15	\$530K	\$557K
24 August, 2016	1105, 175 Hilda Ave	Condo	3	2	31	\$435K	\$430K
25 August, 2016	29 Tefley Rd	Detached	3	1	2	\$1,400K	\$1,550K
	618, 25 Greenview Ave	Condo	2	2	10	\$440K	\$445K
26 August, 2016	11 Melton Grove St	Detached	3	2	6	\$1,489K	\$1,478K
	423 Connaught Ave	Detached	4	7	4	\$1,300K	\$1,525K
28 August, 2016	31 Green Bush Rd	Semi-Detached	4	3	11	\$829K	\$860K
29 August, 2016	235 Homewood Ave	Detached	4	6	7	\$2,680K	\$2,626K
	2807, 10 Tangreen Crt	Condo	2	2	18	\$360K	\$357K
30 August, 2016	106 Hendon Ave	Detached	3	1	6	\$1,000K	\$1,282K
31 August, 2016	202 Drewry Ave	Detached	3	2	11	\$1,199K	\$1,350K
1 September, 2016	12 Dromore Cres	Detached	3	3	7	\$908K	\$1,268K
	216B Finch Ave	Townhouse	4	4	14	\$1,080K	\$1,066K
2 September, 2016	214, 175 Hilda Ave	Condo	3	2	70	\$430K	\$422K
	501, 777 Steeles Ave W	Condo	2	2	5	\$398K	\$398K
5 September, 2016	12 Theresa Ave	Detached	3	2	3	\$1,388K	\$1,622K

Data

Month, Day, Year of Sold Date	Address1	Property Type	Bedrooms	Washrooms	Days on the Market	List Price	Sold Price
6 September, 2016	605, 5162 Yonge St	Condo	2	2	33	\$575K	\$570K
7 September, 2016	1102, 5508 Yonge St	Condo	2	2	15	\$470K	\$468K
8 September, 2016	17 Robson Pl	Detached	3	1	24	\$1,200K	\$1,075K
	23 Candy Court Way	Townhouse	4	4	31	\$469K	\$465K
	1809, 5740 Yonge St	Condo	2	2	13	\$389K	\$385K
9 September, 2016	2015, 25 Greenview Ave	Condo	1	1	17	\$360K	\$351K
10 September, 2016	49 Green Bush Rd	Semi-Detached	3	2	1	\$729K	\$830K
	522, 25 Greenview Ave	Condo	1	1	79	\$379K	\$365K
12 September, 2016	29 Pleasant Ave	Detached	4	3	6	\$1,688K	\$1,710K
	190 Patricia Ave W	Detached	2	1	7	\$1,350K	\$1,430K
	415, 25 Greenview Ave	Condo	1	1	15	\$356K	\$355K
	416, 175 Hilda Ave	Condo	2	1	11	\$339K	\$339K
13 September, 2016	402, 15 Greenview Ave	Condo	1	1	57	\$383K	\$370K
	1611, 15 Greenview Ave	Condo	2	2	7	\$459K	\$490K
	2308, 15 Greenview Ave	Condo	1	1	42	\$409K	\$401K
	2524, 25 Greenview Ave	Condo	1	1	5	\$369K	\$358K
14 September, 2016	216A Finch Ave	Townhouse	4	4	2	\$978K	\$1,010K
15 September, 2016	305 Connaught Ave	Detached	3	2	9	\$1,200K	\$1,350K
16 September, 2016	44, 49 Hendon Ave	Townhouse	2	2	67	\$550K	\$540K
	122 Homewood Ave	Detached	2	2	0	\$1,600K	\$1,623K
19 September, 2016	176 Hendon Ave	Detached	4	3	6	\$1,988K	\$1,950K
20 September, 2016	8 Rodeo Crt	Townhouse	3	3	6	\$800K	\$900K
	1016, 25 Greenview Ave	Condo	1	1	32	\$399K	\$390K
21 September, 2016	129 Connaught Ave	Detached	4	5	15	\$2,649K	\$2,563K
	403, 222 Finch Ave	Condo	1	1	27	\$389K	\$375K
22 September, 2016	169 Goulding Ave	Other		0	64	\$630K	\$0K
	1810, 15 Greenview Ave	Condo	1	1	23	\$349K	\$345K
24 September, 2016	305, 5162 Yonge St	Condo	2	2	2	\$578K	\$568K

Data

Month, Day, Year of Sold Date	Address1	Property Type	Bedrooms	Washrooms	Days on the Market	List Price	Sold Price
27 September, 2016	117 Peckham Ave	Detached	3	3	6	\$1,099K	\$1,250K
	193 Hendon Ave	Detached	4	3	2	\$1,688K	\$1,639K
28 September, 2016	17 Dromore Cres	Detached	2	2	9	\$1,088K	\$1,270K
	28 Kensington Ave	Detached	3	3	34	\$1,508K	\$1,450K
29 September, 2016	602, 5940 Yonge St S	Condo	1	1	2	\$279K	\$282K
2 October, 2016	436 Drewry Ave	Detached	3	2	25	\$1,289K	\$1,290K
	Ph14, 15 Greenview Ave	Condo	2	2	1	\$459K	\$500K
3 October, 2016	20 Brill Cres	Detached	3	3	3	\$1,298K	\$1,280K
	808, 5162 Yonge St	Condo	1	1	19	\$420K	\$403K
4 October, 2016	16 Robson Pl	Detached	5	7	92	\$2,499K	\$2,435K
5 October, 2016	1124, 25 Greenview Ave	Condo	1	1	62	\$359K	\$345K
	Th278, 15 Greenview Ave	Townhouse	3	3	43	\$949K	\$918K
6 October, 2016	1204, 15 Greenview Ave	Condo	2	2	16	\$468K	\$487K
9 October, 2016	58 Marathon Cres	Detached	3	3	26	\$1,190K	\$1,175K
11 October, 2016	1003, 5740 Yonge St	Condo	1	1	64	\$278K	\$270K
12 October, 2016	2225, 25 Greenview Ave	Condo	2	2	13	\$495K	\$490K
13 October, 2016	306 Connaught Ave	Detached	5	7	13	\$2,500K	\$2,800K
	2313, 15 Greenview Ave	Condo	2	2	4	\$552K	\$550K
14 October, 2016	247 Connaught Ave	Detached	5	6	16	\$2,898K	\$2,800K
	425 Patricia Ave	Other		0	94	\$0K	\$16,800K
15 October, 2016	34 Dromore Cres	Detached	3	2	7	\$999K	\$1,260K
	324, 25 Greenview Ave	Condo	1	1	7	\$339K	\$335K
17 October, 2016	426, 25 Greenview Ave	Condo	3	2	14	\$579K	\$579K
18 October, 2016	97 Greenwin Village Rd	Semi-Detached	4	4	6	\$829K	\$823K
	1306, 205 Hilda Ave, Toronto	Condo	2	1	38	\$379K	\$352K
20 October, 2016	503, 5940 Yonge St	Condo	2	2	22	\$345K	\$345K
21 October, 2016	18 Greenview Ave	Other		0	100	\$1,390K	\$1,250K
27 October, 2016	1, 118 Finch Ave W	Townhouse	2	3	14	\$500K	\$488K

Data

Month, Day, Year of Sold Date	Address1	Property Type	Bedrooms	Washrooms	Days on the Market	List Price	Sold Price
27 October, 2016	37 Dallas Rd	Detached	3	2	13	\$1,388K	\$1,323K
28 October, 2016	213 Patricia Ave	Detached	3	3	18	\$1,558K	\$1,410K
29 October, 2016	2019, 25 Greenview Ave	Condo	2	2	17	\$548K	\$548K
	2522, 25 Greenview Ave	Condo	1	1	2	\$420K	\$413K
30 October, 2016	24 Regatta Cres	Other	4	3	16	\$799K	\$790K
1 November, 2016	16 Routliffe Lane	Townhouse	3	3	5	\$999K	\$980K
	22 Homewood Ave	Detached	3	1	8	\$1,299K	\$1,535K
	22, 49 Hendon Ave	Townhouse	2	2	18	\$610K	\$600K
	727, 25 Greenview Ave	Condo	3	2	14	\$600K	\$625K
2 November, 2016	11 Crispin Cres	Semi-Detached	3	3	7	\$750K	\$833K
	346 Moore Park Ave	Detached	3	2	9	\$988K	\$930K
	610, 5740 Yonge St	Condo	1	1	28	\$298K	\$302K
4 November, 2016	92, 49 Hendon Ave	Townhouse	2	2	36	\$568K	\$558K
6 November, 2016	1904, 15 Greenview Ave W	Condo	2	2	2	\$485K	\$485K
7 November, 2016	2404, 10 Tangreen Crt	Condo	3	2	5	\$445K	\$468K
8 November, 2016	153 Connaught Ave	Detached	3	3	7	\$1,650K	\$1,685K
10 November, 2016	5, 118 Finch Ave W	Townhouse	2	3	22	\$500K	\$485K
	107 Peckham Ave	Detached	4	3	20	\$1,588K	\$1,475K
	293 Hendon Ave	Detached	3	2	8	\$989K	\$1,326K
11 November, 2016	274 Duplex Ave	Townhouse	3	3	29	\$939K	\$881K
	348 Patricia Ave	Detached	4	5	16	\$2,500K	\$2,590K
	Th270, 15 Greenview Ave	Townhouse	3	3	34	\$928K	\$898K
15 November, 2016	309, 15 Greenview Ave	Condo	1	1	229	\$360K	\$357K
	1402, 5740 Yonge St	Condo	2	2	26	\$410K	\$399K
	1504, 10 Tangreen Crt	Condo	3	2	5	\$429K	\$437K
17 November, 2016	33, 118 Finch Ave W	Townhouse	2	3	7	\$445K	\$477K
	102 Peckham Ave	Detached	4	4	14	\$1,468K	\$1,450K
	229 Connaught Ave	Detached	2	4	13	\$1,798K	\$1,750K

Data

Month, Day, Year of Sold Date	Address1	Property Type	Bedrooms	Washrooms	Days on the Market	List Price	Sold Price
18 November, 2016	65 Elmhurst Ave	Detached	3	1	17	\$1,899K	\$1,730K
	170 Chelmsford Ave	Semi-Detached	3	2	3	\$689K	\$810K
	243 Drewry Ave	Detached	4	5	29	\$1,499K	\$1,550K
20 November, 2016	7 Carnegie Crt	Detached	3	4	11	\$1,580K	\$1,590K
22 November, 2016	103, 49 Hendon Ave	Townhouse	1	2	39	\$500K	\$490K
	1713, 15 Greenview Ave	Condo	2	2	2	\$568K	\$573K
24 November, 2016	40 Crispin Cres	Semi-Detached	4	3	16	\$838K	\$820K
	2813, 15 Greenview Ave	Condo	2	2	27	\$565K	\$550K
26 November, 2016	179 Moore Park Ave	Detached	3	2	3	\$1,299K	\$1,520K
	816, 175 Hilda Ave	Condo	2	1	45	\$360K	\$353K
27 November, 2016	1610, 15 Greenview Ave	Condo	1	1	8	\$359K	\$355K
28 November, 2016	12 Robson Pl	Detached	3	2	7	\$1,199K	\$1,300K
	52 Greenwin Village Rd	Other	4	3	21	\$890K	\$853K
30 November, 2016	924, 25 Greenview Ave	Condo	1	1	89	\$359K	\$341K
1 December, 2016	216, 5940 Yonge St	Condo	2	2	9	\$325K	\$355K
2 December, 2016	191 Pleasant Ave	Detached	4	3	71	\$1,799K	\$1,700K
	2016, 25 Greenview Ave	Condo	1	1	9	\$390K	\$419K
5 December, 2016	47 Regatta Cres	Semi-Detached	3	3	19	\$760K	\$870K
	242 Patricia Ave	Detached	3	2	10	\$1,748K	\$1,721K
6 December, 2016	44 Devondale Ave	Detached	3	2	7	\$999K	\$1,200K
7 December, 2016	1906, 5740 Yonge St	Condo	2	2	4	\$380K	\$408K
12 December, 2016	18 Homewood Ave	Detached	2	2	0	\$1,651K	\$1,651K
13 December, 2016	1304, 5740 Yonge St	Condo	2	2	53	\$407K	\$399K
15 December, 2016	24 Routliffe Lane	Townhouse	3	3	14	\$989K	\$995K
	57 Kenton Dr	Detached	3	2	5	\$1,189K	\$1,220K
16 December, 2016	87 Goulding Ave	Detached	3	1	21	\$1,599K	\$1,545K
	A6, 108 Finch Ave W	Townhouse	2	2	9	\$500K	\$540K
19 December, 2016	31 Dewlane Dr	Detached	4	3	28	\$1,388K	\$1,398K

Data

Month, Day, Year of Sold Date	Address1	Property Type	Bedrooms	Washrooms	Days on the Market	List Price	Sold Price
19 December, 2016	313, 222 Finch Ave W	Condo	2	1	10	\$358K	\$350K
20 December, 2016	810, 5740 Yonge St	Condo	1	1	88	\$308K	\$300K
	1106, 5508 Yonge St	Condo	1	1	0	\$320K	\$322K
21 December, 2016	44 Transwell Ave	Detached	3	2	8	\$1,199K	\$1,300K
22 December, 2016	122 Patricia Ave	Detached	4	6	35	\$2,880K	\$2,800K
2 January, 2017	131 Stillwater Cres S	Semi-Detached	3	3	47	\$1,129K	\$1,100K
6 January, 2017	327, 25 Greenview Ave	Condo	3	2	101	\$599K	\$587K
8 January, 2017	711, 175 Hilda Ave	Condo	3	2	4	\$358K	\$395K
9 January, 2017	1128, 25 Greenview Ave	Condo	2	2	16	\$485K	\$480K
10 January, 2017	Ph1, 15 Greenview Ave	Condo	1	1	3	\$360K	\$396K
14 January, 2017	B5, 108 Finch Ave W	Townhouse	2	2	2	\$499K	\$590K
15 January, 2017	51 Regatta Cres	Semi-Detached	3	2	18	\$879K	\$870K
	214 Homewood Ave	Detached	4	7	4	\$2,999K	\$2,988K
16 January, 2017	51 Crispin Cres	Semi-Detached	3	1	7	\$699K	\$817K
	303, 222 Finch Ave W	Condo	1	1	122	\$340K	\$345K
18 January, 2017	100 Grantbrook St	Detached	3	2	0	\$1,458K	\$1,420K
	101, 5877 Bathurst St	Townhouse	1	1	8	\$320K	\$326K
19 January, 2017	323, 25 Greenview Ave	Condo	1	1	9	\$365K	\$365K
20 January, 2017	42 Connaught Ave	Detached	3	4	0	\$1,280K	\$1,308K
	55 Moore Park Ave	Detached	4	4	1	\$1,470K	\$1,479K
	707, 503 Beecroft Rd	Condo	3	2	72	\$659K	\$650K
22 January, 2017	1709, 5740 Yonge St	Condo	2	2	2	\$419K	\$416K
23 January, 2017	209 Homewood Ave	Detached	3	3	3	\$1,629K	\$1,700K
25 January, 2017	266 Homewood Ave	Detached	3	2	2	\$1,689K	\$1,700K
	2007, 5740 Yonge St	Condo	2	2	2	\$399K	\$454K
26 January, 2017	804, 15 Greenview Ave	Condo	2	2	1	\$499K	\$552K
27 January, 2017	902, 5740 Yonge St	Condo	2	2	8	\$420K	\$402K
28 January, 2017	24 Devondale Ave	Detached	4	2	15	\$1,499K	\$1,450K

Data

Month, Day, Year of Sold Date	Address1	Property Type	Bedrooms	Washrooms	Days on the Market	List Price	Sold Price
29 January, 2017	90, 23 Eldora Ave W	Townhouse	2	2	106	\$499K	\$497K
30 January, 2017	15 Donnalyn Dr	Detached	3	4	5	\$1,388K	\$1,668K
	38 Fairchild Ave	Detached	5	6	18	\$1,180K	\$1,525K
31 January, 2017	158 Chelmsford Ave	Semi-Detached	4	2	7	\$799K	\$895K
1 February, 2017	1803, 15 Greenview Ave	Condo	1	1	1	\$410K	\$455K
3 February, 2017	806, 205 Hilda Ave E	Condo	2	1	43	\$367K	\$395K
	3013, 15 Greenview Ave	Condo	2	2	2	\$579K	\$704K
6 February, 2017	1102, 15 Greenview Ave	Condo	1	1	3	\$410K	\$453K
8 February, 2017	1809, 15 Greenview Ave	Condo	1	1	1	\$399K	\$481K
9 February, 2017	289 Connaught Ave	Detached	3	2	0	\$1,100K	\$1,080K
12 February, 2017	412, 222 Finch Ave W	Condo	1	1	6	\$308K	\$320K
13 February, 2017	25 Dewlane Dr	Detached	3	3	0	\$1,588K	\$1,575K
	1721, 25 Greenview Ave	Condo	2	2	6	\$498K	\$618K
15 February, 2017	322 Drewry Ave	Detached	4	3	6	\$1,578K	\$1,770K
20 February, 2017	29 Moore Park Ave	Detached	5	4	4	\$1,688K	\$1,905K
21 February, 2017	1020, 25 Greenview Ave	Condo	2	2	1	\$499K	\$650K
22 February, 2017	613, 15 Greenview Ave	Condo	2	2	0	\$580K	\$658K
	1505, 10 Tangreen Crt	Condo	3	2	8	\$469K	\$481K
23 February, 2017	199 Goulding Ave	Detached	4	4	2	\$1,580K	\$1,905K
	2106, 10 Tangreen Crt	Condo	3	2	7	\$460K	\$460K
	3001, 15 Greenview Ave	Condo	1	1	12	\$431K	\$425K
24 February, 2017	19 Dewlane Dr	Detached	3	4	7	\$1,488K	\$1,765K
	68 Fontainbleau Dr	Semi-Detached	4	4	1	\$818K	\$1,300K
26 February, 2017	14 Grantbrook St	Detached	4	6	3	\$1,580K	\$1,580K
27 February, 2017	207 Homewood Ave	Detached	4	6	3	\$3,178K	\$3,158K
	342 Moore Park Ave	Detached	3	2	5	\$899K	\$1,650K
28 February, 2017	69B Drewry Ave	Townhouse	2	3	5	\$750K	\$1,105K
	113 Patricia Ave	Detached	4	5	36	\$2,918K	\$2,888K

Data

Month, Day, Year of Sold Date	Address1	Property Type	Bedrooms	Washrooms	Days on the Market	List Price	Sold Price
28 February, 2017	1614, 15 Greenview Ave	Condo	2	2	1	\$530K	\$565K
1 March, 2017	1424, 25 Greenview Ave	Condo	1	1	22	\$465K	\$455K
2 March, 2017	39 Glenborough Park Cres	Detached	2	3	3	\$1,299K	\$1,730K
3 March, 2017	102, 23 Eldora Ave	Townhouse	1	2	5	\$450K	\$450K
	233 Moore Park Ave	Detached	3	2	4	\$1,599K	\$1,900K
	702, 15 Greenview Ave	Condo	1	1	3	\$448K	\$528K
5 March, 2017	104 Tanjoe Cres	Semi-Detached	4	4	5	\$829K	\$1,130K
8 March, 2017	60 Moore Park Ave	Detached	5	6	19	\$2,989K	\$2,965K
9 March, 2017	103, 5940 Yonge St	Condo	1	1	1	\$368K	\$368K
	119 Patricia Ave	Detached	4	6	3	\$3,188K	\$3,185K
	122 Charlton Blvd	Detached	4	5	7	\$1,288K	\$1,961K
10 March, 2017	11 Dornfell St	Detached	3	2	8	\$1,375K	\$1,475K
	31 Dromore Cres	Detached	3	2	15	\$999K	\$1,210K
	60 Elise Terr	Semi-Detached	4	3	17	\$799K	\$940K
11 March, 2017	69 Fontainbleau Dr, Toronto	Semi-Detached	4	4	5	\$889K	\$1,402K
12 March, 2017	24 Moore Park Ave	Detached	3	1	4	\$1,588K	\$1,750K
14 March, 2017	904, 5740 Yonge St	Condo	2	2	0	\$460K	\$480K
15 March, 2017	28 Charlton Blvd	Detached	4	4	1	\$1,568K	\$2,000K
	2309, 15 Greenview Ave	Condo	1	1	1	\$469K	\$538K
16 March, 2017	484 Drewry Ave	Detached	3	2	54	\$1,600K	\$1,570K
	1502, 5740 Yonge St	Condo	2	2	5	\$419K	\$517K
	2205, 10 Tangreen Crt	Condo	3	2	6	\$459K	\$564K
17 March, 2017	40 Moore Park Ave	Detached	4	3	9	\$1,688K	\$1,950K
	216, 5940 Yonge St	Condo	2	2	7	\$399K	\$450K
	402, 222 Finch Ave W	Condo	2	1	22	\$439K	\$438K
	709, 777 Steeles Ave W	Condo	1	1	5	\$350K	\$345K
	1915, 25 Greenview Ave	Condo	1	1	2	\$450K	\$551K
18 March, 2017	104, 3 Duplex Ave	Condo	3	3	28	\$798K	\$706K

Data

Month, Day, Year of Sold Date	Address1	Property Type	Bedrooms	Washrooms	Days on the Market	List Price	Sold Price
18 March, 2017	202, 777 Steeles Ave W	Condo	2	2	8	\$500K	\$615K
19 March, 2017	48 Elise Terr	Semi-Detached	3	2	7	\$858K	\$991K
20 March, 2017	36 Lissom Cres	Detached	4	3	3	\$1,688K	\$1,915K
21 March, 2017	209 Hendon Ave	Detached	3	3	10	\$1,499K	\$1,963K
	1507, 5740 Yonge St	Condo	2	2	4	\$420K	\$585K
	1517, 25 Greenview Ave	Condo	1	1	1	\$468K	\$552K
23 March, 2017	406, 10 Tangreen Crt	Condo	3	2	49	\$549K	\$537K
24 March, 2017	B16, 108 Finch Ave W	Townhouse	2	2	7	\$525K	\$672K
25 March, 2017	1804, 15 Greenview Ave	Condo	2	2	3	\$570K	\$633K
26 March, 2017	6 Fargo Ave	Detached	3	2	5	\$1,889K	\$2,020K
	2127, 25 Greenview Ave	Condo	3	2	5	\$600K	\$840K
27 March, 2017	30 Rodeo Crt	Townhouse	3	3	7	\$999K	\$1,000K
	287 Hendon Ave	Detached	3	2	5	\$1,499K	\$1,983K
28 March, 2017	113 Fontainbleau Dr	Semi-Detached	4	3	6	\$939K	\$1,150K
	1106, 5740 Yonge St	Condo	2	2	5	\$450K	\$580K
29 March, 2017	820, 25 Greenview Ave	Condo	2	2	5	\$528K	\$656K
	1228, 25 Greenview Ave	Condo	2	2	2	\$549K	\$650K
30 March, 2017	249 Connaught Ave	Detached	4	7	16	\$3,188K	\$3,101K
	1610, 205 Hilda Ave	Condo	3	2	6	\$440K	\$455K
31 March, 2017	9 Lister Dr	Detached	3	3	4	\$1,488K	\$1,600K
	14 Crossen Dr	Detached	4	5	14	\$1,680K	\$1,910K
	705, 10 Tangreen Crt	Condo	3	2	11	\$469K	\$542K
	1110, 15 Greenview Ave	Condo	1	1	3	\$399K	\$470K
	2623, 25 Greenview Ave	Condo	1	1	2	\$449K	\$565K
1 April, 2017	218 Pleasant Ave	Detached	3	2	6	\$1,900K	\$2,005K
2 April, 2017	1403, 10 Tangreen Crt	Condo	2	2	3	\$500K	\$495K
3 April, 2017	20 Eldora Ave	Detached	4	4	4	\$1,588K	\$1,850K
	37, 15 Eldora St	Townhouse	2	1	8	\$539K	\$515K

Data

Month, Day, Year of Sold Date	Address1	Property Type	Bedrooms	Washrooms	Days on the Market	List Price	Sold Price
3 April, 2017	508, 5740 Yonge St	Condo	1	1	21	\$339K	\$350K
	Uph3, 777 Steeles Ave W	Condo	2	2	5	\$400K	\$532K
4 April, 2017	62 Caines Ave	Detached	3	3	1	\$1,688K	\$2,238K
5 April, 2017	7 Hilda Ave	Detached	3	2	5	\$1,600K	\$1,526K
	131 Charlton Blvd	Detached	5	4	8	\$1,388K	\$1,638K
	511, 5940 Yonge St	Condo	1	1	4	\$279K	\$335K
	815, 25 Greenview Ave	Condo	1	1	8	\$460K	\$524K
6 April, 2017	100 Peckham Ave	Detached	3	4	1	\$1,548K	\$1,560K
	148 Pleasant Ave, Toronto	Detached	4	3	7	\$1,588K	\$2,250K
7 April, 2017	8 Calderon Cres	Detached	3	3	7	\$1,388K	\$1,550K
	173 Pleasant Ave	Detached	3	2	2	\$1,490K	\$2,000K
9 April, 2017	1027, 25 Greenview Ave	Condo	2	2	9	\$599K	\$875K
11 April, 2017	1, 11 Eldora Ave	Townhouse	2	2	32	\$539K	\$593K
	21, 118 Finch Ave W	Townhouse	2	3	7	\$499K	\$703K
	23 Rodeo Crt	Townhouse	2	3	10	\$1,058K	\$1,058K
	617, 25 Greenview Ave	Condo	1	1	6	\$449K	\$550K
12 April, 2017	35, 118 Finch Ave W	Townhouse	1	1	7	\$349K	\$452K
	1307, 10 Tangreen Crt	Condo	2	2	15	\$420K	\$490K
	D17, 108 Finch Ave W	Townhouse	3	3	21	\$850K	\$825K
13 April, 2017	46 Devondale Ave	Detached	2	2	19	\$1,200K	\$1,150K
	1025, 25 Greenview Ave	Condo	2	2	11	\$680K	\$670K
	1518, 25 Greenview Ave	Condo	2	2	2	\$569K	\$700K
16 April, 2017	6 Calderon Cres	Detached	3	2	11	\$1,299K	\$1,450K
17 April, 2017	20 Crossen Dr	Detached	5	4	21	\$1,999K	\$1,975K
	38 Lissom Cres	Detached	3	4	2	\$1,750K	\$1,715K
	905, 10 Tangreen Crt	Condo	3	2	10	\$480K	\$640K
18 April, 2017	801, 15 Greenview Ave	Condo	1	1	11	\$360K	\$420K
19 April, 2017	8, 37 Drewry Ave	Townhouse	2	2	50	\$510K	\$510K

Data

Month, Day, Year of Sold Date	Address1	Property Type	Bedrooms	Washrooms	Days on the Market	List Price	Sold Price
19 April, 2017	2504, 15 Greenview Ave	Condo	2	2	13	\$569K	\$700K
20 April, 2017	1916, 25 Greenview Ave	Condo	1	1	9	\$498K	\$580K
25 April, 2017	202, 3 Duplex Ave	Condo	2	3	36	\$649K	\$600K
26 April, 2017	79 Chelmsford Ave	Detached	3	2	15	\$1,468K	\$1,400K
27 April, 2017	87 Grantbrook St	Detached	5	3	17	\$1,898K	\$1,800K
28 April, 2017	162 Caines Ave	Detached	4	2	14	\$1,875K	\$1,700K
	805, 175 Hilda Ave	Condo	3	2	4	\$430K	\$470K
29 April, 2017	2, 39 Drewry Ave	Townhouse	2	2	128	\$528K	\$494K
1 May, 2017	158 Hilda Ave	Semi-Detached	4	4	2	\$1,330K	\$1,250K
	1603, 15 Greenview Ave	Condo	1	1	4	\$459K	\$560K
3 May, 2017	703, 15 Greenview Ave	Condo	1	1	9	\$449K	\$518K
5 May, 2017	2428, 25 Greenview Ave	Condo	2	2	8	\$645K	\$700K
9 May, 2017	508, 205 Hilda Ave	Condo	3	2	7	\$450K	\$455K
10 May, 2017	408, 15 Greenview Ave	Condo	1	1	8	\$500K	\$495K
11 May, 2017	68 Tanjoe Cres	Semi-Detached	4	2	8	\$888K	\$1,010K
13 May, 2017	2703, 15 Greenview Ave	Condo	1	1	16	\$499K	\$550K
15 May, 2017	337 Moore Park Ave	Detached	3	2	6	\$1,150K	\$1,301K
16 May, 2017	3, 118 Finch Ave W	Townhouse	2	3	7	\$499K	\$660K
17 May, 2017	25 Glenborough Park Cres	Detached	3	2	20	\$1,588K	\$1,860K
18 May, 2017	704, 5740 Yonge St	Condo	2	2	22	\$550K	\$535K
	1427, 25 Greenview Ave	Condo	3	2	14	\$699K	\$795K
19 May, 2017	32 Dromore Cres	Detached	2	2	32	\$1,330K	\$1,233K
21 May, 2017	2804, 15 Greenview Ave	Condo	2	2	9	\$648K	\$682K
23 May, 2017	115 Talbot Rd	Detached	4	2	26	\$1,600K	\$1,500K
	1107, 175 Hilda Ave	Condo	3	2	4	\$439K	\$439K
	2108, 15 Greenview Ave	Condo	1	1	8	\$449K	\$525K
24 May, 2017	90 Charlton Blvd	Detached	4	4	6	\$1,598K	\$1,530K
26 May, 2017	151 Chelmsford Ave	Semi-Detached	3	2	20	\$1,159K	\$1,092K

Data

Month, Day, Year of Sold Date	Address1	Property Type	Bedrooms	Washrooms	Days on the Market	List Price	Sold Price
27 May, 2017	403 Patricia Ave	Detached	3	3	9	\$1,789K	\$1,602K
29 May, 2017	27 Tefley Rd	Detached	4	6	14	\$3,288K	\$2,920K
	D3, 108 Finch Ave W	Condo	3	3	10	\$699K	\$776K
30 May, 2017	296 Hendon Ave	Detached	2	2	13	\$1,499K	\$1,561K
31 May, 2017	1410, 15 Greenview Ave	Condo	1	1	2	\$458K	\$452K
1 June, 2017	416 Patricia Ave	Detached	3	3	6	\$1,380K	\$1,455K
	708, 15 Greenview Ave	Condo	1	1	7	\$460K	\$518K
5 June, 2017	310, 222 Finch Ave W	Condo	1	1	21	\$329K	\$340K
	2208, 15 Greenview Ave	Condo	1	1	21	\$528K	\$550K
6 June, 2017	1722, 25 Greenview Ave W	Condo	1	1	7	\$535K	\$527K
	C18, 108 Finch Ave W	Townhouse	2	3	12	\$689K	\$700K
8 June, 2017	31 Talbot Rd	Detached	4	7	71	\$2,788K	\$2,465K
9 June, 2017	74, 541 Steeles Ave W	Townhouse	3	2	18	\$559K	\$530K
10 June, 2017	29 Tefley Rd, Toronto	Detached	3	1	36	\$1,850K	\$1,800K
	47 Routliffe Lane	Townhouse	3	3	29	\$1,199K	\$1,125K
13 June, 2017	1624, 25 Greenview Ave	Condo	1	1	7	\$516K	\$505K
14 June, 2017	106 Goulding Ave	Detached	5	6	25	\$2,699K	\$2,530K
15 June, 2017	27 Donnalyn Dr	Detached	3	4	23	\$1,178K	\$1,179K
20 June, 2017	2 Crossen Dr	Detached	4	3	10	\$1,088K	\$1,375K
23 June, 2017	605, 5162 Yonge St	Condo	2	2	7	\$729K	\$720K
	1603, 10 Tangreen Crt	Condo	2	2	7	\$500K	\$498K
	2422, 25 Greenview Ave	Condo	1	1	17	\$548K	\$535K
24 June, 2017	2203, 15 Greenview Ave	Condo	1	1	30	\$549K	\$545K
28 June, 2017	1910, 5740 Yonge St	Condo	1	1	16	\$378K	\$375K
29 June, 2017	190 Hilda Ave	Other	4	3	8	\$900K	\$890K
30 June, 2017	904, 15 Greenview Ave	Condo	2	2	31	\$601K	\$642K
4 July, 2017	195 Connaught Ave	Detached	4	7	12	\$3,099K	\$2,970K
	333 Pleasant Ave	Detached	3	2	14	\$1,488K	\$1,300K

Data

Month, Day, Year of Sold Date	Address1	Property Type	Bedrooms	Washrooms	Days on the Market	List Price	Sold Price
5 July, 2017	1110, 5740 Yonge St	Condo	1	1	21	\$375K	\$370K
6 July, 2017	2201, 15 Greenview Ave	Condo	1	1	6	\$460K	\$460K
	Ph2, 5740 Yonge St	Condo	3	3	76	\$1,398K	\$1,330K
8 July, 2017	92 Pleasant Ave	Detached	3	3	35	\$1,449K	\$1,360K
10 July, 2017	18 Donnalyn Dr	Semi-Detached	4	3	69	\$855K	\$890K
12 July, 2017	307, 175 Hilda Ave	Condo	3	2	15	\$469K	\$469K
13 July, 2017	106 Patricia Ave	Detached	4	6	14	\$3,288K	\$3,050K
	1606, 15 Greenview Ave	Condo	2	2	38	\$799K	\$778K
	1909, 5740 Yonge St	Condo	2	2	37	\$559K	\$535K
14 July, 2017	5 Tefley Rd	Detached	8	3	29	\$1,830K	\$1,630K
16 July, 2017	24 Kensington Ave	Detached	2	2	6	\$1,000K	\$1,100K
19 July, 2017	1412, 15 Greenview Ave	Condo	2	2	10	\$798K	\$780K
	2102, 10 Tangreen Crt	Condo	3	2	41	\$486K	\$470K
21 July, 2017	11 Saber Crt	Detached	4	3	66	\$1,458K	\$1,348K
22 July, 2017	15 Greenwin Village Rd	Semi-Detached	4	2	17	\$929K	\$890K
24 July, 2017	2B Dornfell St	Detached	3	4	20	\$1,298K	\$1,361K
26 July, 2017	1011, 15 Greenview Ave	Condo	2	2	11	\$628K	\$620K
1 August, 2017	3, 108 Finch Ave W	Other		0	56	\$13K	\$13K
2 August, 2017	2103, 205 Hilda Ave	Condo	3	2	49	\$515K	\$498K
4 August, 2017	72 Chelmsford Ave	Detached	4	3	49	\$1,388K	\$1,270K
5 August, 2017	1608, 205 Hilda Ave	Condo	3	2	22	\$520K	\$510K
6 August, 2017	43 Grantbrook St	Detached	2	2	3	\$1,295K	\$1,200K
	228 Homewood Ave	Detached	4	4	44	\$1,998K	\$1,800K
7 August, 2017	184 Homewood Ave	Detached	4	7	12	\$2,968K	\$2,808K
9 August, 2017	306, 5740 Yonge St	Condo	2	2	30	\$499K	\$480K
10 August, 2017	405, 5740 Yonge St	Condo	1	1	24	\$389K	\$374K
	2210, 15 Greenview Ave	Condo	1	1	13	\$465K	\$460K
11 August, 2017	136B Finch Ave W	Townhouse	2	2	15	\$1,000K	\$950K

Data

Month, Day, Year of Sold Date	Address1	Property Type	Bedrooms	Washrooms	Days on the Market	List Price	Sold Price
11 August, 2017	369 Patricia Ave	Detached	3	3	17	\$1,299K	\$1,230K
	396 Patricia Ave	Detached	4	6	23	\$1,628K	\$1,590K
21 August, 2017	51 Fontainbleau Dr	Semi-Detached	4	3	13	\$988K	\$1,080K
22 August, 2017	1828, 25 Greenview Ave	Condo	2	2	6	\$629K	\$629K
25 August, 2017	193 Pleasant Ave	Detached	4	4	8	\$2,099K	\$2,020K
26 August, 2017	28 Tanjoe Cres	Semi-Detached	4	4	32	\$1,088K	\$1,000K
	2525, 25 Greenview Ave	Condo	2	2	4	\$629K	\$625K
29 August, 2017	316, 25 Greenview Ave	Condo	1	1	43	\$500K	\$482K
1 September, 2017	135 Blake Ave	Detached	3	2	66	\$1,269K	\$1,232K
2 September, 2017	19 Rodeo Crt	Townhouse	2	3	15	\$888K	\$950K
	20 Caines Ave	Detached	4	2	12	\$1,599K	\$1,400K
6 September, 2017	23, 15 Eldora St	Townhouse	2	2	28	\$548K	\$535K
9 September, 2017	2008, 205 Hilda Ave	Condo	3	2	27	\$522K	\$498K
11 September, 2017	1402, 10 Tangreen Crt	Condo	3	2	28	\$548K	\$525K
14 September, 2017	1920, 25 Greenview Ave	Condo	2	2	53	\$688K	\$675K
	2705, 15 Greenview Ave	Condo	2	2	35	\$715K	\$697K
15 September, 2017	123 Patricia Ave	Detached	3	2	41	\$1,800K	\$1,650K
16 September, 2017	71 Drewry Ave	Townhouse	3	4	15	\$999K	\$988K
17 September, 2017	D5, 108 Finch Ave W	Townhouse	3	3	6	\$778K	\$778K
18 September, 2017	502, 175 Hilda Ave	Condo	3	2	48	\$470K	\$464K
20 September, 2017	69 Fontainbleau Dr	Semi-Detached	4	4	66	\$999K	\$1,030K
23 September, 2017	56 Crispin Cres	Semi-Detached	4	2	2	\$800K	\$798K
24 September, 2017	68 Talbot Rd	Detached	5	3	54	\$2,598K	\$2,200K
29 September, 2017	240 Finch Ave W	Detached	3	3	43	\$2,200K	\$2,100K
	242 Finch Ave W	Detached	3	3	43	\$2,200K	\$2,100K
3 October, 2017	2218, 25 Greenview Ave	Condo	2	2	4	\$639K	\$638K
4 October, 2017	36 Lissom Cres	Detached	4	3	28	\$1,499K	\$1,330K
	2321, 25 Greenview Ave	Condo	2	2	16	\$631K	\$621K

Data

Month, Day, Year of Sold Date	Address1	Property Type	Bedrooms	Washrooms	Days on the Market	List Price	Sold Price
5 October, 2017	8 Altamont Rd N	Townhouse	4	4	13	\$1,168K	\$1,138K
7 October, 2017	1603, 5740 Yonge St	Condo	1	1	2	\$368K	\$365K
10 October, 2017	2311, 15 Greenview Ave	Condo	2	2	28	\$620K	\$620K
11 October, 2017	2101, 15 Greenview Ave	Condo	1	1	29	\$470K	\$463K
12 October, 2017	11 Brill Cres	Detached	3	2	57	\$1,388K	\$1,300K
15 October, 2017	133 Moore Park Ave	Detached	3	2	3	\$1,389K	\$1,269K
	709, 15 Greenview Ave	Condo	1	1	23	\$500K	\$495K
17 October, 2017	2316, 25 Greenview Ave	Condo	1	1	11	\$523K	\$518K
19 October, 2017	1207, 205 Hilda Ave	Condo	2	2	36	\$458K	\$440K
21 October, 2017	1827, 25 Greenview Ave	Condo	3	2	11	\$779K	\$762K
22 October, 2017	100 Patricia Ave	Detached	3	2	8	\$1,535K	\$1,520K
24 October, 2017	624, 25 Greenview Ave	Condo	1	1	22	\$450K	\$471K
25 October, 2017	11 Dallas Rd	Detached	3	2	26	\$1,300K	\$1,100K
26 October, 2017	197 Homewood Ave	Detached	4	4	3	\$1,669K	\$1,639K
	2801, 10 Tangreen Crt	Condo	3	2	10	\$580K	\$550K
27 October, 2017	39, 743 Steeles Ave	Townhouse	3	3	4	\$600K	\$571K
	801, 175 Hilda Ave	Condo	2	1	9	\$389K	\$380K
31 October, 2017	25 Ancona St	Detached	3	2	14	\$1,088K	\$1,100K
	1723, 25 Greenview Ave	Condo	1	1	20	\$520K	\$504K
1 November, 2017	247 Drewry Ave	Detached	3	4	13	\$998K	\$1,310K
2 November, 2017	706, 5740 Yonge St	Condo	2	2	14	\$470K	\$460K
3 November, 2017	191 Moore Park Ave	Detached	4	7	39	\$2,889K	\$2,600K
	235 Goulding Ave	Detached	3	1	35	\$1,295K	\$1,198K
	241 Blake Ave	Detached	4	3	57	\$1,390K	\$1,200K
	2914, 15 Greenview Ave	Condo	2	2	0	\$630K	\$620K
5 November, 2017	30, 749 Steeles Ave W	Townhouse	3	2	34	\$589K	\$560K
6 November, 2017	606, 15 Greenview Ave	Condo	2	2	19	\$738K	\$728K
	1203, 15 Greenview Ave	Condo	1	1	80	\$528K	\$500K

Data

Month, Day, Year of Sold Date	Address1	Property Type	Bedrooms	Washrooms	Days on the Market	List Price	Sold Price
7 November, 2017	126 Moore Park Ave	Detached	3	2	6	\$1,188K	\$1,231K
	604, 10 Tangreen Crt	Condo	3	2	41	\$538K	\$500K
8 November, 2017	1109, 509 Beecroft Rd	Condo	2	2	11	\$639K	\$630K
	A 21, 108 Finch Ave W	Townhouse	2	2	63	\$599K	\$538K
9 November, 2017	416, 25 Greenview Ave	Condo	1	1	37	\$512K	\$500K
10 November, 2017	307, 205 Hilda Ave	Condo	2	2	44	\$478K	\$458K
14 November, 2017	2208, 10 Tangreen Crt	Condo	2	2	26	\$549K	\$533K
15 November, 2017	202, 5740 Yonge St	Condo	2	2	26	\$470K	\$505K
18 November, 2017	B12, 108 Finch Ave W	Townhouse	2	2	8	\$599K	\$595K
21 November, 2017	1 Calderon Cres	Detached	3	3	31	\$1,250K	\$1,210K
	32 Routliffe Lane	Townhouse	3	3	1	\$979K	\$988K
	81, 23 Eldora Ave	Townhouse	1	2	28	\$548K	\$542K
22 November, 2017	3 Candy Courtway Way	Townhouse	3	3	12	\$550K	\$505K
23 November, 2017	11 Robson Pl	Detached	3	2	20	\$1,299K	\$1,288K
	142 Cactus Ave	Detached	3	3	21	\$1,450K	\$1,375K
24 November, 2017	40 Moore Park Ave	Detached	5	3	56	\$1,199K	\$1,190K
	505, 5740 Yonge St	Condo	1	1	7	\$380K	\$374K
	Lph 7, 777 Steeles Ave W	Condo	1	1	3	\$400K	\$387K
25 November, 2017	17, 118 Finch Ave W	Townhouse	2	3	17	\$599K	\$570K
27 November, 2017	10 Rodeo Crt	Townhouse	3	3	14	\$1,000K	\$1,000K
28 November, 2017	308 Connaught Ave	Detached	4	5	14	\$2,550K	\$2,200K
	2418, 25 Greenview Ave	Condo	2	2	11	\$619K	\$635K
29 November, 2017	56 Finch Ave W	Detached	3	2	16	\$1,850K	\$1,800K
30 November, 2017	54 Dromore Cres	Detached	3	2	23	\$1,125K	\$1,050K
	905, 5740 Yonge St	Condo	1	1	6	\$340K	\$430K
3 December, 2017	208, 5940 Yonge St	Condo	2	2	13	\$438K	\$399K
	507, 777 Steeles Ave W	Condo	1	1	5	\$419K	\$408K
14 December, 2017	1501, 10 Tangreen Crt	Condo	3	2	58	\$509K	\$490K

Data

Month, Day, Year of Sold Date	Address1	Property Type	Bedrooms	Washrooms	Days on the Market	List Price	Sold Price
18 December, 2017	2802, 15 Greenview Ave	Condo	1	1	23	\$539K	\$519K
19 December, 2017	80 Regatta Cres	Semi-Detached	4	3	53	\$818K	\$780K
22 December, 2017	308, 175 Hilda Ave	Condo	2	1	55	\$409K	\$418K
	328 Moore Park Ave	Detached	3	1	36	\$1,099K	\$1,059K
	917, 25 Greenview Ave	Condo	1	1	20	\$520K	\$520K
25 December, 2017	1702, 15 Greenview Ave	Condo	1	1	69	\$506K	\$500K
27 December, 2017	332 Homewood Ave	Detached	3	4	21	\$1,428K	\$1,333K
2 January, 2018	1122, 25 Greenview Ave	Condo	1	1	27	\$500K	\$495K
4 January, 2018	1306, 205 Hilda Ave	Condo	2	1	30	\$400K	\$390K
5 January, 2018	330 Pleasant Ave	Detached	3	2	14	\$888K	\$1,110K
8 January, 2018	2312, 15 Greenview Ave	Condo	2	2	45	\$798K	\$775K
14 January, 2018	307 Hendon Ave	Detached	6	7	6	\$2,750K	\$2,500K
18 January, 2018	44 Lissom Cres	Detached	4	4	56	\$1,588K	\$1,528K
19 January, 2018	437 Connaught Ave	Detached	4	6	65	\$1,588K	\$1,485K
20 January, 2018	1516, 25 Greenview Ave	Condo	1	1	18	\$540K	\$520K
21 January, 2018	40-48 Hendon Ave	Detached	3	3	101	\$8,990K	\$7,100K
22 January, 2018	1902, 5740 Yonge St	Condo	2	2	55	\$505K	\$505K
24 January, 2018	1601, 5740 Yonge St	Condo	2	2	9	\$528K	\$490K
8 February, 2018	2008, 10 Tangreen Crt	Condo	2	2	30	\$535K	\$522K
10 February, 2018	406, 222 Finch Ave W	Condo	1	1	15	\$340K	\$330K
12 February, 2018	315, 25 Greenview Ave	Condo	1	1	10	\$479K	\$467K
13 February, 2018	1202, 5740 Yonge St	Condo	2	2	4	\$515K	\$530K
14 February, 2018	912, 15 Greenview Ave	Condo	2	2	33	\$796K	\$760K
15 February, 2018	302, 5740 Yonge St	Condo	2	2	16	\$489K	\$489K
	323, 25 Greenview Ave	Condo	1	1	86	\$499K	\$490K
	1604, 5740 Yonge St	Condo	2	2	85	\$530K	\$520K
16 February, 2018	231 Blake Ave	Detached	4	3	10	\$1,388K	\$1,288K
23 February, 2018	1605, 15 Greenview Ave	Condo	2	2	9	\$715K	\$710K

Data

Month, Day, Year of Sold Date	Address1	Property Type	Bedrooms	Washrooms	Days on the Market	List Price	Sold Price
26 February, 2018	33 Charlton Blvd	Detached	4	3	116	\$1,499K	\$1,275K
27 February, 2018	612, 175 Hilda Ave	Condo	3	2	15	\$489K	\$485K
1 March, 2018	372 Drewry Ave	Detached	3	1	29	\$1,195K	\$1,160K
2 March, 2018	39 Grantbrook St	Detached	2	3	25	\$998K	\$1,075K
	605, 5940 Yonge St	Condo	1	1	3	\$350K	\$383K
4 March, 2018	22 Crossen Dr	Detached	4	3	32	\$1,489K	\$1,368K
	# 205, 175 Hilda Ave	Condo	3	2	26	\$479K	\$470K
5 March, 2018	72 Routliffe Lane	Townhouse	3	3	19	\$888K	\$939K
	810, 5740 Yonge St	Condo	1	1	31	\$419K	\$412K
6 March, 2018	190 Goulding Ave	Detached	3	2	1	\$1,450K	\$1,340K
7 March, 2018	404, 222 Finch Ave W	Condo	1	1	27	\$349K	\$345K
11 March, 2018	18 Lissom Cres	Detached	4	4	4	\$1,459K	\$1,400K
12 March, 2018	133 Chelmsford Ave	Semi-Detached	3	2	10	\$988K	\$920K
	206 B Finch Ave W	Townhouse	3	4	30	\$998K	\$970K
	470 Drewry Ave	Detached	3	3	4	\$950K	\$1,075K
13 March, 2018	90 Caines Ave	Detached	5	7	34	\$3,198K	\$2,950K
	228 Homewood Ave	Detached	4	4	35	\$1,799K	\$1,600K
	1503, 15 Greenview Ave	Condo	1	1	10	\$548K	\$537K
16 March, 2018	52 Tefley Rd	Detached	3	3	29	\$1,550K	\$1,360K
	701, 777 Steeles Ave W	Condo	2	2	20	\$549K	\$534K
20 March, 2018	24 Moore Park Ave	Detached	3	1	17	\$1,298K	\$1,190K
22 March, 2018	179 Pleasant Ave	Detached	3	2	32	\$1,300K	\$1,250K
23 March, 2018	76, 23 Eldora Ave	Townhouse	2	2	28	\$550K	\$545K
	125 Homewood Ave	Detached	3	2	99	\$1,650K	\$1,485K
26 March, 2018	66 Caines Ave	Detached	3	2	5	\$1,600K	\$1,600K
27 March, 2018	209, 5940 Yonge St	Condo	2	2	5	\$450K	\$453K
	702, 205 Hilda Ave	Condo	3	2	15	\$559K	\$547K
29 March, 2018	37 Regatta Cres	Semi-Detached	3	1	17	\$650K	\$761K

Data

Month, Day, Year of Sold Date	Address1	Property Type	Bedrooms	Washrooms	Days on the Market	List Price	Sold Price
29 March, 2018	2404, 15 Greenview Ave	Condo	2	2	5	\$698K	\$677K
31 March, 2018	182 Moore Park Ave	Detached	3	2	12	\$1,488K	\$1,433K