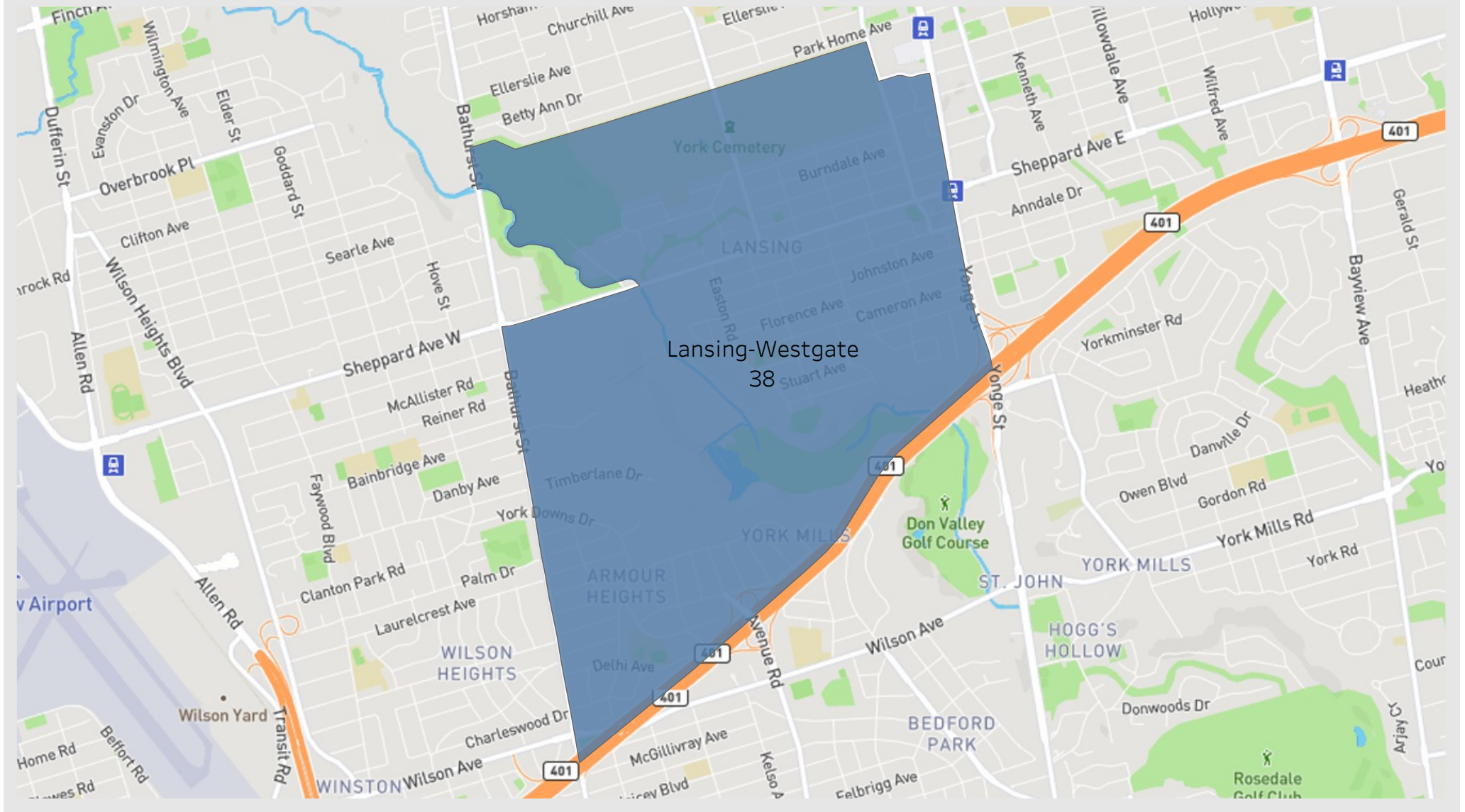
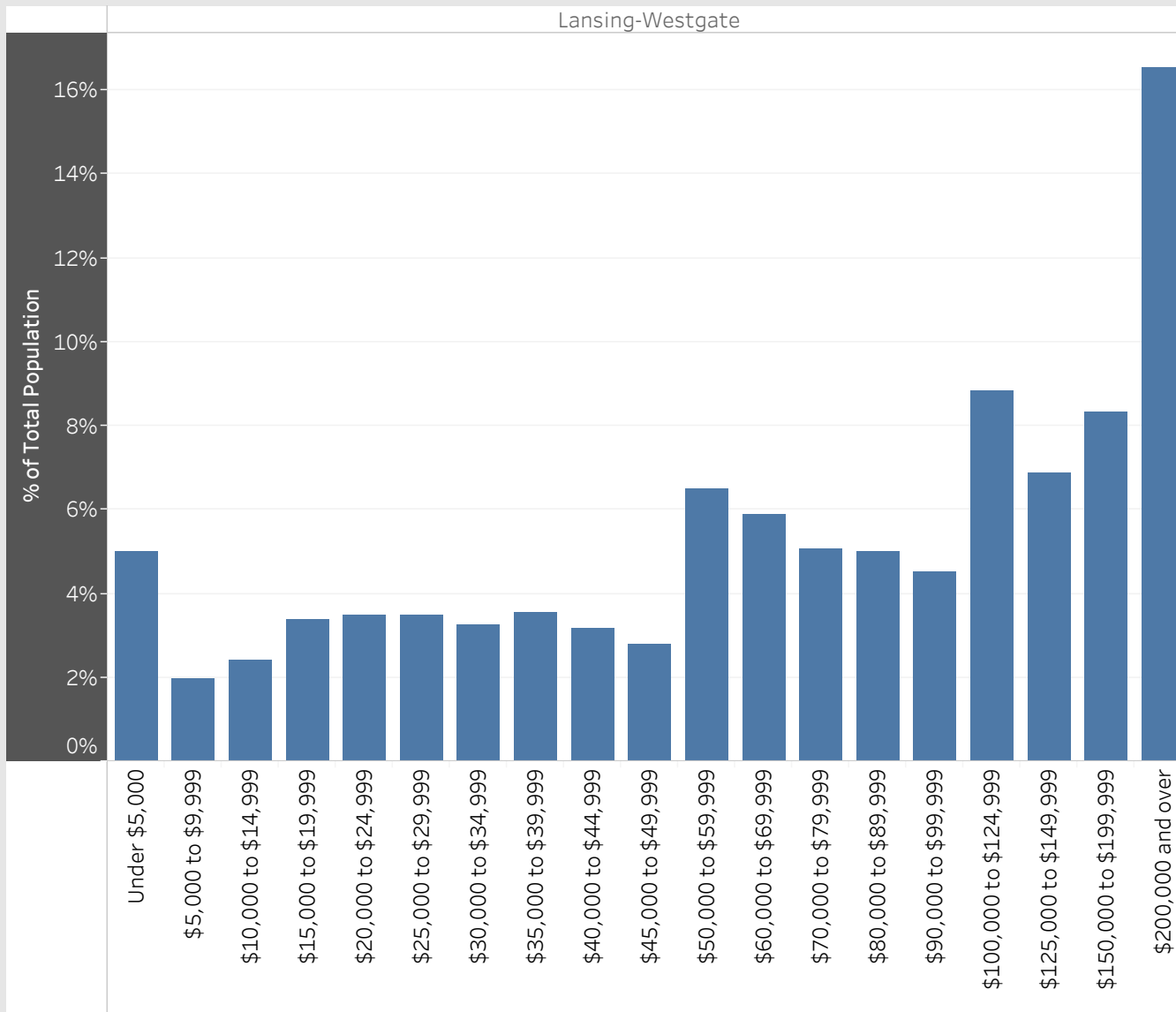


Lansing-Westgate
Neighbourhood Breakdown
July 1st, 2015 - March 31st, 2018

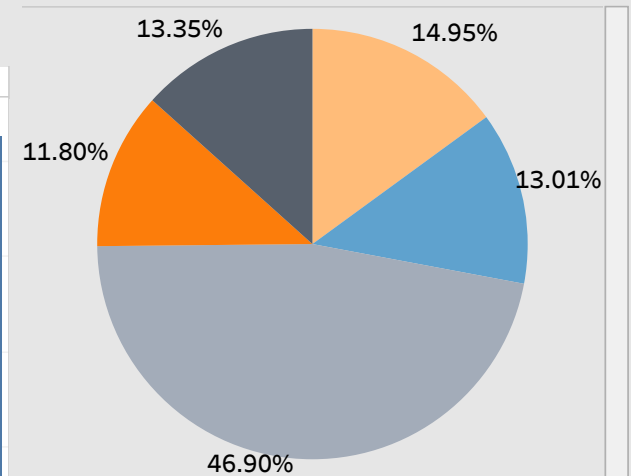


2016 StatsCan Data

Household Income in Lansing-Westgate



Age

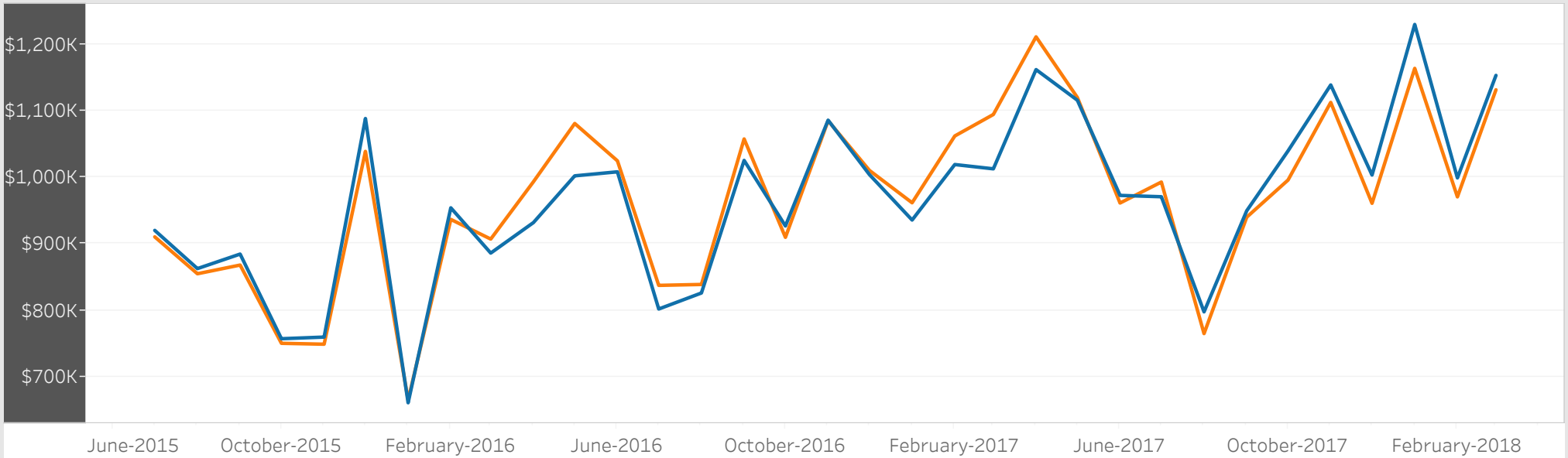


- Children (0-14 years)
- Youth (15-24 years)
- Working Age (25-54 years)
- Pre-retirement (55-64 years)
- Seniors (65+ years)

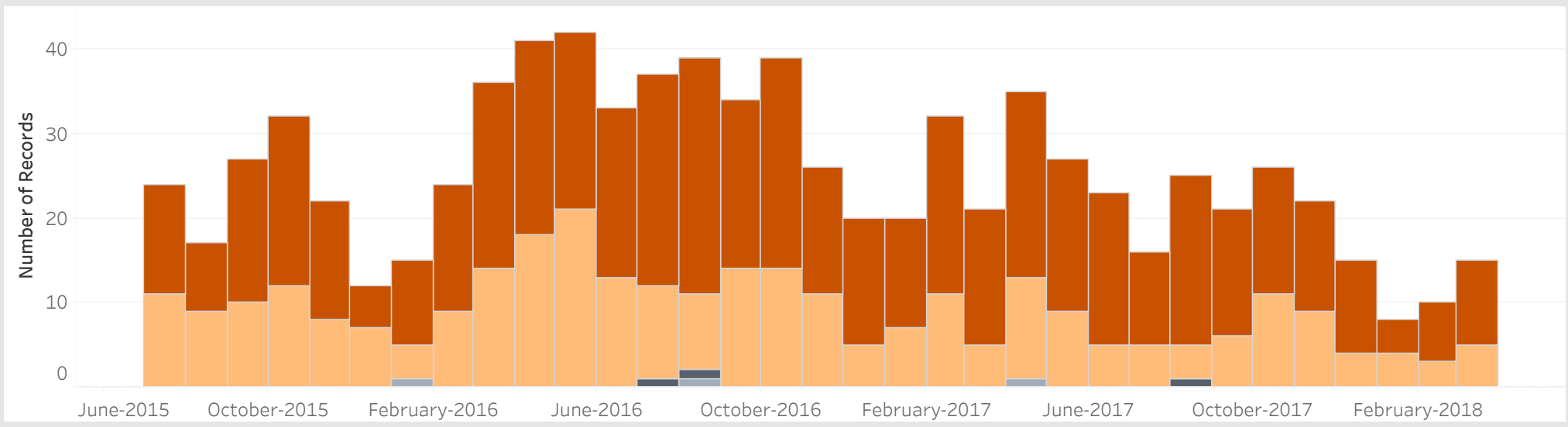
Visible Minorities

Not a visible minority	56.96%
Chinese	10.84%
Filipino	6.51%
South Asian	6.26%
West Asian	6.08%
Korean	5.45%
Black	2.52%
Latin American	1.50%
Multiple visible minorities	1.25%
Arab	1.15%
Southeast Asian	0.56%
Visible minority; n.i.e.	0.47%
Japanese	0.44%

Average Sold Price vs. Average Ask Price in Lansing-Westgate



Properties Sold in Lansing-Westgate by Month



Data

Month, Day, Year of Sold Date	Address1	Property Type	Bedrooms	Washrooms	Days on the Market	List Price	Sold Price
2 July, 2015	271 Bogert Ave, Toronto	Detached	3	2	37	\$800K	\$792K
	804, 100 Upper Madison Ave, Toronto	Condo	2	2	16	\$435K	\$443K
4 July, 2015	1708, 4978 Yonge St, Toronto	Condo	2	1	58	\$343K	\$340K
	3605, 4968 Yonge St, Toronto	Condo	1	2	54	\$439K	\$419K
6 July, 2015	221 Burndale Ave, Toronto	Detached	2	2	8	\$939K	\$992K
8 July, 2015	210 Burndale Ave, Toronto	Detached	4	5	7	\$1,849K	\$1,833K
	501, 100 Upper Madison Ave, Toronto	Condo	2	2	3	\$430K	\$430K
10 July, 2015	179 Burnett Ave, Toronto	Detached	4	5	4	\$1,898K	\$1,800K
13 July, 2015	51 Elmhurst Ave, Toronto	Detached	4	5	8	\$1,575K	\$1,695K
	808, 153 Beecroft Rd, Toronto	Condo	2	1	50	\$260K	\$254K
14 July, 2015	3115, 4978 Yonge St, Toronto	Condo	2	1	39	\$336K	\$318K
15 July, 2015	60 Stuart Cres, Toronto	Detached	5	4	14	\$1,529K	\$1,513K
	703, 4968 Yonge St, Toronto	Condo	1	1	20	\$300K	\$292K
16 July, 2015	27 Timberlane Dr, Toronto	Detached	3	4	4	\$1,499K	\$1,750K
18 July, 2015	405, 131 Beecroft Rd, Toronto	Condo	1	2	13	\$490K	\$490K
19 July, 2015	74 Don River Blvd, Toronto	Detached	4	3	62	\$1,499K	\$1,389K
23 July, 2015	241 Florence Ave, Toronto	Detached	4	6	2	\$2,275K	\$2,275K
25 July, 2015	706, 153 Beecroft Rd, Toronto	Condo	2	1	31	\$268K	\$261K
26 July, 2015	3003, 4968 Yonge St, Toronto	Condo	1	2	60	\$400K	\$395K
28 July, 2015	207, 100 Upper Madison Ave, Toronto	Condo	2	2	1	\$439K	\$430K
29 July, 2015	28 Barwick Dr, Toronto	Detached	4	5	35	\$2,299K	\$2,120K
	302, 4978 Yonge St, Toronto	Condo	2	1	35	\$288K	\$284K
30 July, 2015	198 Elmhurst Ave, Toronto	Detached	3	1	29	\$1,200K	\$1,045K
	3511, 4968 Yonge St, Toronto	Condo	1	1	59	\$288K	\$285K
3 August, 2015	217 Elmhurst Ave, Toronto	Detached	3	1	7	\$1,000K	\$1,050K
4 August, 2015	107 Elmhurst Ave, Toronto	Detached	2	2	15	\$1,098K	\$1,200K
7 August, 2015	100 Bidewell Ave, Toronto	Detached	3	2	33	\$1,469K	\$1,400K
9 August, 2015	23 Franklin Ave, Toronto	Detached	4	6	7	\$1,000K	\$950K

Data

Month, Day, Year of Sold Date	Address1	Property Type	Bedrooms	Washrooms	Days on the Market	List Price	Sold Price
11 August, 2015	1709, 4978 Yonge St, Toronto	Condo	2	4	27	\$465K	\$457K
12 August, 2015	2007, 153 Beecroft Rd, Toronto	Condo	2	1	24	\$277K	\$265K
16 August, 2015	6 Addington Ave, Toronto	Detached	3	2	34	\$988K	\$927K
	260 Park Home Ave, Toronto	Detached	3	2	21	\$1,148K	\$1,040K
17 August, 2015	2209, 155 Beecroft Rd, Toronto	Condo	2	1	47	\$278K	\$269K
18 August, 2015	154 Poyntz Ave, Toronto	Detached	2	3	9	\$1,098K	\$1,200K
19 August, 2015	206 Bogert Ave, Toronto	Detached	4	5	21	\$1,900K	\$1,865K
24 August, 2015	325 Burnett Ave, Toronto	Detached	4	5	54	\$1,700K	\$1,689K
	2916, 155 Beecroft Rd, Toronto	Condo	2	2	48	\$439K	\$429K
25 August, 2015	301, 131 Beecroft Rd, Toronto	Condo	1	2	14	\$588K	\$591K
26 August, 2015	1610, 4968 Yonge St, Toronto	Condo	1	1	21	\$369K	\$363K
27 August, 2015	2403, 100 Upper Madison Ave, Toronto	Condo	2	2	18	\$440K	\$440K
30 August, 2015	904, 11 Bogert Ave, Toronto	Condo	2	1	10	\$405K	\$395K
1 September, 2015	1801, 4968 Yonge St, Toronto	Condo	1	1	19	\$334K	\$334K
2 September, 2015	10 Stuart Ave, Toronto	Detached	3	5	2	\$1,499K	\$1,600K
	270 Sheppard Ave, Toronto	Detached		3	57	\$1,425K	\$1,250K
	1916, 4968 Yonge St, Toronto	Condo	1	2	21	\$473K	\$465K
3 September, 2015	3 Evan Rd, Toronto	Detached	2	2	2	\$1,199K	\$1,310K
8 September, 2015	1912, 153 Beecroft Rd, Toronto	Condo	2	1	92	\$336K	\$334K
9 September, 2015	284 Burnett Ave, Toronto	Detached	3	2	3	\$1,218K	\$1,213K
	807, 131 Beecroft Rd, Toronto	Condo	1	3	12	\$389K	\$366K
11 September, 2015	53 Stuart Cres, Toronto	Detached	4	5	24	\$1,749K	\$1,725K
	1107, 155 Beecroft Rd, Toronto	Condo	2	1	96	\$279K	\$267K
	1608, 11 Bogert Ave, Toronto	Condo	2	2	17	\$518K	\$488K
13 September, 2015	509, 131 Beecroft Rd, Toronto	Condo	1	2	14	\$468K	\$450K
	2010, 131 Beecroft Rd, Toronto	Condo	1	2	62	\$550K	\$518K
15 September, 2015	1110, 131 Beecroft Rd, Toronto	Condo	1	2	128	\$495K	\$480K
	1715, 155 Beecroft Rd, Toronto	Condo	2	2	34	\$399K	\$390K

Data

Month, Day, Year of Sold Date	Address1	Property Type	Bedrooms	Washrooms	Days on the Market	List Price	Sold Price
16 September, 2015	1607, 4978 Yonge St, Toronto	Condo	2	1	3	\$280K	\$276K
17 September, 2015	90 Gwendolen Cres, Toronto	Detached	4	6	8	\$2,599K	\$2,530K
	3005, 4968 Yonge St, Toronto	Condo	1	2	37	\$439K	\$426K
20 September, 2015	2612, 4968 Yonge St, Toronto	Condo	1	1	61	\$280K	\$272K
21 September, 2015	2601, 100 Upper Madison Ave, Toronto	Condo	2	2	4	\$449K	\$426K
22 September, 2015	34 Senlac Rd, Toronto	Detached	4	6	12	\$1,968K	\$1,884K
	1006, 4968 Yonge St, Toronto	Condo	1	2	20	\$410K	\$404K
23 September, 2015	88 Poyntz Ave, Toronto	Detached	3	3	9	\$1,237K	\$1,252K
25 September, 2015	141 Johnston Ave, Toronto	Detached	5	6	7	\$1,885K	\$1,850K
28 September, 2015	196 Cameron Ave, Toronto	Detached	4	5	48	\$2,300K	\$2,240K
29 September, 2015	1911, 4978 Yonge St, Toronto	Condo	2	1	6	\$298K	\$285K
30 September, 2015	1615, 155 Beecroft Rd, Toronto	Condo	2	2	16	\$401K	\$396K
1 October, 2015	1 Wentworth Ave, Toronto	Detached	4	3	24	\$1,799K	\$1,700K
5 October, 2015	902, 100 Upper Madison Ave, Toronto	Condo	2	2	22	\$439K	\$437K
6 October, 2015	71 Stuart Ave, Toronto	Detached	4	4		\$1,499K	\$1,500K
	2603, 4978 Yonge St, Toronto	Condo	2	2	47	\$430K	\$415K
8 October, 2015	406, 100 Upper Madison Ave, Toronto	Condo	2	2	24	\$428K	\$427K
	2107, 153 Beecroft Rd, Toronto	Condo	2	1	14	\$278K	\$273K
	3202, 4968 Yonge St, Toronto	Condo	1	2	13	\$395K	\$391K
	3301, 4978 Yonge St, Toronto	Condo	2	1	38	\$365K	\$345K
9 October, 2015	203, 100 Upper Madison Ave, Toronto	Condo	2	2	14	\$429K	\$433K
11 October, 2015	1006, 11 Bogert Ave, Toronto	Condo	2	2	53	\$529K	\$507K
13 October, 2015	238 Poyntz Ave, Toronto	Detached	4	5	15	\$1,688K	\$1,680K
14 October, 2015	1503, 33 Elmhurst Ave, Toronto	Condo	3	2	29	\$400K	\$382K
	2712, 4968 Yonge St, Toronto	Condo	1	1	34	\$268K	\$263K
16 October, 2015	102 Stuart Ave, Toronto	Detached	4	6	17	\$1,888K	\$1,825K
18 October, 2015	34 Gwendolen Ave, Toronto	Detached	3	2	34	\$1,239K	\$1,199K
	150 Elmhurst Ave, Toronto	Detached	3	2	5	\$1,098K	\$1,215K

Data

Month, Day, Year of Sold Date	Address1	Property Type	Bedrooms	Washrooms	Days on the Market	List Price	Sold Price
18 October, 2015	157 Franklin Ave, Toronto	Detached	3	2	5	\$1,328K	\$1,400K
	195 Franklin Ave, Toronto	Detached	3	1	67	\$999K	\$1,060K
	702, 4968 Yonge St, Toronto	Condo	1	1	17	\$299K	\$301K
19 October, 2015	283 Sandringham Dr, Toronto	Detached	3	2	47	\$929K	\$897K
	1809, 5508 Yonge St, Toronto	Condo	1	1	15	\$375K	\$370K
20 October, 2015	911, 155 Beecroft Rd, Toronto	Condo	2	2	62	\$399K	\$385K
21 October, 2015	1609, 155 Beecroft Rd, Toronto	Condo	2	1	23	\$275K	\$266K
22 October, 2015	37 Gwendolen Cres, Toronto	Detached	4	5	6	\$1,499K	\$1,558K
	161 Burndale Ave, Toronto	Detached	4	5	29	\$1,395K	\$1,320K
	2801, 153 Beecroft Rd, Toronto	Condo	2	2	21	\$429K	\$415K
23 October, 2015	153 Poyntz Ave, Toronto	Detached	3	4	10	\$1,218K	\$1,182K
25 October, 2015	2711, 155 Beecroft Rd, Toronto	Condo	2	2	4	\$428K	\$435K
28 October, 2015	2003, 4968 Yonge St, Toronto	Condo	1	1	59	\$313K	\$306K
	2311, 4968 Yonge St, Toronto	Condo	1	1	92	\$279K	\$264K
29 October, 2015	3506, 4968 Yonge St, Toronto	Condo	1	1	22	\$349K	\$346K
30 October, 2015	2806, 9 Bogert Ave, Toronto	Condo	2	2	56	\$540K	\$510K
1 November, 2015	1801, 33 Elmhurst Ave, Toronto	Condo	3	2	7	\$700K	\$700K
2 November, 2015	69 Westgate Blvd, Toronto	Detached	5	4	27	\$1,499K	\$1,438K
3 November, 2015	2406, 100 Upper Madison Ave, Toronto	Condo	2	2	4	\$419K	\$427K
4 November, 2015	1505, 4968 Yonge St, Toronto	Condo	1	1	31	\$298K	\$290K
	1615, 153 Beecroft Rd, Toronto	Condo	2	1	112	\$339K	\$330K
5 November, 2015	2915, 4978 Yonge St, Toronto	Condo	2	1	17	\$328K	\$322K
9 November, 2015	18 Walker Rd, Toronto	Detached	2	2	18	\$1,100K	\$1,107K
	3012, 4968 Yonge St, Toronto	Condo	1	1	114	\$285K	\$275K
10 November, 2015	2206, 4978 Yonge St, Toronto	Condo	2	2	18	\$380K	\$374K
11 November, 2015	708, 4968 Yonge St, Toronto	Condo	1	1	34	\$335K	\$328K
12 November, 2015	Ph 202, 4978 Yonge St, Toronto	Condo	2	3	17	\$798K	\$752K
16 November, 2015	13 Northmount Ave, Toronto	Detached	4	4	53	\$1,279K	\$1,110K

Data

Month, Day, Year of Sold Date	Address1	Property Type	Bedrooms	Washrooms	Days on the Market	List Price	Sold Price
16 November, 2015	1712, 155 Beecroft Rd, Toronto	Condo	2	1	103	\$310K	\$300K
17 November, 2015	2105, 131 Beecroft Rd, Toronto	Condo	1	2	13	\$460K	\$445K
19 November, 2015	2703, 9 Bogert Ave, Toronto	Condo	2	2	66	\$649K	\$620K
22 November, 2015	3302, 4968 Yonge St, Toronto	Condo	1	2	69	\$395K	\$388K
23 November, 2015	200 Bogert Ave, Toronto	Detached	3	3	6	\$840K	\$980K
28 November, 2015	15 Roycrest Ave, Toronto	Detached	4	5	39	\$1,799K	\$1,690K
29 November, 2015	18 Easton Rd, Toronto	Detached	3	2	6	\$1,050K	\$1,110K
30 November, 2015	41 Edinburgh Dr, Toronto	Detached	3	3	6	\$1,089K	\$1,145K
	199 Bogert Ave, Toronto	Detached	4	5	5	\$1,868K	\$1,868K
	707, 131 Beecroft Rd, Toronto	Condo	1	2	78	\$490K	\$475K
7 December, 2015	1115, 4978 Yonge St, Toronto	Condo	2	1	19	\$370K	\$355K
9 December, 2015	162 Harlandale Ave, Toronto	Detached	2	2	27	\$1,195K	\$1,165K
13 December, 2015	5 Addington Ave, Toronto	Detached	3	3	40	\$1,198K	\$1,130K
	2816, 155 Beecroft Rd, Toronto	Condo	2	2	28	\$420K	\$413K
14 December, 2015	77 Burndale Ave, Toronto	Detached	3	2	96	\$1,230K	\$1,200K
	89 Bombay Ave, Toronto	Detached	5	2	92	\$1,000K	\$940K
15 December, 2015	61 Harlandale Ave, Toronto	Detached	2	2	3	\$1,098K	\$1,299K
	180 Harlandale Ave, Toronto	Detached	4	6	38	\$1,650K	\$1,540K
28 December, 2015	151 Sandringham Dr, Toronto	Detached	5	8	126	\$3,699K	\$3,250K
29 December, 2015	1110, 100 Upper Madison Ave, Toronto	Condo	2	2	85	\$418K	\$413K
	1608, 4978 Yonge St, Toronto	Condo	2	1	69	\$349K	\$340K
	Ph201, 153 Beecroft Rd, Toronto	Condo	2	2	39	\$430K	\$420K
1 January, 2016	2706, 9 Bogert Ave, Toronto	Condo	2	2	12	\$510K	\$507K
5 January, 2016	6B Stuart Ave, Toronto	Other			23	\$849K	\$840K
11 January, 2016	4978 Yonge St, Toronto	Condo	2	1	64	\$346K	\$343K
12 January, 2016	246 Armour Blvd, Toronto	Detached	3	2	7	\$1,275K	\$1,232K
	712, 4978 Yonge St, Toronto	Condo	2	1	43	\$260K	\$249K
16 January, 2016	1609, 153 Beecroft Rd, Toronto	Condo	2	1	6	\$285K	\$281K

Data

Month, Day, Year of Sold Date	Address1	Property Type	Bedrooms	Washrooms	Days on the Market	List Price	Sold Price
17 January, 2016	10 Bombay Ave, Toronto	Detached	3	3	65	\$1,499K	\$1,500K
18 January, 2016	2304, 131 Beecroft Rd, Toronto	Condo	1	2	54	\$520K	\$510K
19 January, 2016	811, 4978 Yonge St, Toronto	Condo	2	1	8	\$265K	\$260K
21 January, 2016	1501, 9 Bogert Ave	Condo	1	2	8	\$463K	\$455K
26 January, 2016	2611, 4978 Yonge St	Condo	1	1	48	\$270K	\$268K
27 January, 2016	262 Poyntz Ave	Detached	3	5	0	\$998K	\$1,190K
	295 Bogert Ave	Detached	3	4	5	\$1,425K	\$1,400K
	406, 100 Upper Madison Ave	Condo	2	2	34	\$557K	\$550K
29 January, 2016	3106, 4978 Yonge St	Condo	2	2	11	\$390K	\$390K
1 February, 2016	2508, 4968 Yonge St	Condo	1	1	27	\$330K	\$325K
2 February, 2016	Ph 203, 155 Beecroft Rd	Condo	1	1	63	\$300K	\$285K
	Ph302, 4968 Yonge St	Condo	2	2	202	\$629K	\$598K
3 February, 2016	1805, 9 Bogert Ave	Condo	1	2	13	\$450K	\$450K
8 February, 2016	2208, 4968 Yonge St	Condo	1	1	5	\$339K	\$330K
10 February, 2016	184 Cameron Ave	Detached	4	5	16	\$2,248K	\$2,200K
11 February, 2016	2903, 11 Bogert Ave	Condo	2	2	16	\$740K	\$725K
16 February, 2016	17 Cameron Ave	Detached	3	4	7	\$1,480K	\$1,470K
	24 Addington Ave	Detached	3	2	8	\$1,249K	\$1,311K
17 February, 2016	292 Johnston Ave	Detached	4	5	36	\$2,249K	\$2,175K
19 February, 2016	22B Senlac Rd	Detached	4	5	9	\$2,475K	\$2,450K
	120 Cameron Ave	Detached	3	3	7	\$1,400K	\$1,335K
22 February, 2016	105, 131 Beecroft Rd	Condo	2	2	20	\$599K	\$570K
	1503, 9 Bogert Ave	Condo	2	2	24	\$659K	\$655K
23 February, 2016	1* Stuart Ave	Detached	4	2	6	\$1,650K	\$1,700K
	3* Stuart Ave	Detached	3	1	6	\$1,450K	\$1,350K
	1410, 33 Elmhurst Ave	Condo	2	2	6	\$599K	\$605K
	2807, 4978 Yonge St	Condo	1	1	11	\$345K	\$336K
24 February, 2016	1805, 4978 Yonge St	Condo	1	1	21	\$306K	\$295K

Data

Month, Day, Year of Sold Date	Address1	Property Type	Bedrooms	Washrooms	Days on the Market	List Price	Sold Price
24 February, 2016	2306, 9 Bogert Ave	Condo	2	2	41	\$550K	\$549K
25 February, 2016	1611, 4968 Yonge St S	Condo	1	1	12	\$300K	\$295K
26 February, 2016	243 Bogert Ave	Detached	4	4	21	\$1,389K	\$1,310K
	3303, 9 Bogert Ave	Condo	2	2	32	\$659K	\$655K
27 February, 2016	1507, 131 Beecroft Rd	Condo	2	2	16	\$498K	\$500K
1 March, 2016	178 Johnston Ave	Detached	4	6	20	\$2,698K	\$2,588K
	342 Ridley Blvd	Detached	4	2	14	\$1,499K	\$1,450K
2 March, 2016	18 Roycrest Ave	Detached	2	2	2	\$1,600K	\$1,530K
	2105, 131 Beecroft Rd	Condo	2	2	19	\$619K	\$615K
3 March, 2016	106 Harlandale Ave	Detached	4	5	2	\$1,988K	\$2,070K
	1805, 30 Canterbury Pl	Condo	1	1	8	\$319K	\$314K
6 March, 2016	1511, 4978 Yonge St	Condo	1	1	10	\$259K	\$276K
	2402, 11 Bogert Ave	Condo	2	2	33	\$634K	\$629K
7 March, 2016	157 Armour Blvd	Detached	4	3	7	\$1,750K	\$1,750K
8 March, 2016	205 Sandringham Dr	Detached	4	3	7	\$1,499K	\$1,805K
	608, 11 Bogert Ave	Condo	2	2	15	\$599K	\$586K
9 March, 2016	100 Westgate Blvd	Detached	4	3	0	\$1,179K	\$1,179K
	194 Armour Blvd	Detached	3	3	8	\$1,349K	\$1,423K
10 March, 2016	809, 11 Bogert Ave	Condo	1	2	49	\$459K	\$447K
	1011, 155 Beecroft Rd	Condo	2	2	47	\$417K	\$417K
11 March, 2016	2403, 11 Bogert Ave	Condo	2	2	16	\$679K	\$670K
15 March, 2016	146 Bogert Ave	Detached	1	1	47	\$868K	\$850K
	605, 30 Canterbury Pl	Condo	1	1	4	\$329K	\$328K
	1104, 9 Bogert Ave	Condo	1	1	38	\$379K	\$370K
16 March, 2016	47 Stuart Cres	Detached	5	7	5	\$1,995K	\$2,056K
	2703, 100 Upper Madison Ave	Condo	2	2	6	\$470K	\$460K
17 March, 2016	1503, 153 Beecroft Rd	Condo	1	1	50	\$340K	\$330K
18 March, 2016	3703, 4978 Yonge St	Condo	2	2	9	\$469K	\$463K

Data

Month, Day, Year of Sold Date	Address1	Property Type	Bedrooms	Washrooms	Days on the Market	List Price	Sold Price
18 March, 2016	Lph02, 503 Beecroft Rd	Condo	2	2	3	\$489K	\$480K
19 March, 2016	502, 131 Beecroft Rd	Condo	1	2	8	\$400K	\$390K
22 March, 2016	51 Franklin Ave	Detached	3	3	0	\$1,479K	\$1,488K
24 March, 2016	20B Senlac Rd	Detached	4	5	40	\$2,280K	\$2,230K
	2607, 4978 Yonge St	Condo	1	1	4	\$325K	\$334K
27 March, 2016	3001, 9 Bogert Ave	Condo	1	2	4	\$470K	\$472K
28 March, 2016	2603, 4968 Yonge St	Condo	2	2	1	\$425K	\$418K
29 March, 2016	1701, 4978 Yonge St	Condo	1	1	11	\$350K	\$339K
	1702, 33 Elmhurst Ave	Condo	2	2	11	\$599K	\$630K
30 March, 2016	27 Edinburgh Dr	Detached	3	3	0	\$1,089K	\$1,200K
	1008, 155 Beecroft Rd	Condo	1	1	20	\$289K	\$288K
	3010, 155 Beecroft Rd	Condo	1	1	19	\$299K	\$290K
31 March, 2016	229 Florence Ave	Detached	3	3	7	\$999K	\$1,481K
1 April, 2016	1802, 11 Bogert Ave	Condo	2	2	11	\$649K	\$630K
2 April, 2016	24 Addington Ave	Detached	3	2	1	\$1,388K	\$1,428K
	Ph201, 4978 Yonge St	Condo	2	2	37	\$609K	\$574K
4 April, 2016	95 Bogert Ave	Detached	4	6	4	\$1,898K	\$1,950K
	96 Stuart Ave	Detached	4	6	38	\$2,438K	\$2,389K
	213 Harlandale Ave	Detached	4	3	4	\$999K	\$1,420K
	289 Burnett Ave	Detached	3	3	3	\$949K	\$1,105K
	504, 11 Bogert Ave	Condo	2	2	80	\$675K	\$660K
5 April, 2016	45 Westgate Blvd	Detached	4	6	6	\$1,495K	\$1,550K
	3205, 4968 Yonge St	Condo	2	2	20	\$509K	\$500K
7 April, 2016	22 Johnston Ave	Detached	4	2	9	\$1,200K	\$1,200K
8 April, 2016	1601, 33 Elmhurst Ave	Condo	2	2	4	\$589K	\$632K
9 April, 2016	208, 153 Beecroft Rd	Condo	1	1	92	\$260K	\$262K
	3212, 4968 Yonge St	Condo	1	1	2	\$285K	\$284K
	3505, 4968 Yonge St	Condo	3	2	2	\$469K	\$462K

Data

Month, Day, Year of Sold Date	Address1	Property Type	Bedrooms	Washrooms	Days on the Market	List Price	Sold Price
11 April, 2016	10 Gwendolen Cres	Detached	4	4	7	\$1,685K	\$1,852K
	2104, 100 Upper Madison Ave	Condo	2	2	7	\$449K	\$508K
12 April, 2016	143 Burnett Ave	Detached	5	5	54	\$1,400K	\$1,300K
	2705, 4968 Yonge St	Condo	2	2	35	\$479K	\$460K
	Ph115, 155 Beecroft Rd, Toronto	Condo	2	2	14	\$449K	\$445K
13 April, 2016	280 Burnett Ave	Detached	4	3	4	\$1,200K	\$1,250K
14 April, 2016	32 Gwendolen Ave	Detached	4	5	6	\$2,449K	\$2,425K
	182 Johnston Ave	Detached	3	2	1	\$1,288K	\$1,701K
18 April, 2016	39 Franklin Ave	Detached	4	5	4	\$2,199K	\$2,151K
	609, 4978 Yonge St	Condo	3	2	32	\$478K	\$470K
	1707, 4978 Yonge St	Condo	1	1	3	\$309K	\$302K
19 April, 2016	54 Bombay Ave	Detached	3	2	8	\$1,350K	\$1,405K
21 April, 2016	180 Florence Ave	Detached	4	3	8	\$1,200K	\$1,800K
	1703, 11 Bogert Ave	Condo	2	2	15	\$679K	\$662K
	1708, 33 Elmhurst Ave	Condo	2	2	8	\$590K	\$601K
22 April, 2016	Ph302, 4978 Yonge St	Condo	3	3	26	\$788K	\$777K
23 April, 2016	1703, 9 Bogert Ave	Condo	2	2	22	\$656K	\$647K
25 April, 2016	60 Stuart Ave	Detached	3	2	7	\$1,328K	\$1,675K
26 April, 2016	1209, 9 Bogert Ave	Condo	1	2	16	\$458K	\$455K
27 April, 2016	2105, 11 Bogert Ave	Condo	1	2	30	\$480K	\$472K
28 April, 2016	85 Harlandale Ave	Detached	2	2	9	\$1,049K	\$1,531K
29 April, 2016	5 Addington Ave	Detached	4	3	15	\$1,388K	\$1,380K
	704, 9 Bogert Ave	Condo	1	1	30	\$373K	\$356K
	1211, 4968 Yonge St	Condo	1	1	22	\$295K	\$286K
	2206, 4968 Yonge St	Condo	1	1	18	\$343K	\$341K
30 April, 2016	1904, 11 Bogert Ave	Condo	1	1	18	\$425K	\$416K
1 May, 2016	280 Poyntz Ave	Detached	3	2	5	\$1,288K	\$1,400K
2 May, 2016	615, 4978 Yonge St	Condo	2	1	12	\$389K	\$363K

Data

Month, Day, Year of Sold Date	Address1	Property Type	Bedrooms	Washrooms	Days on the Market	List Price	Sold Price
3 May, 2016	1216, 4978 Yonge St	Condo	1	1	5	\$339K	\$330K
4 May, 2016	130 Poyntz Ave	Detached	2	1	1	\$1,299K	\$1,500K
	225 Burnett Ave	Detached	3	2	7	\$1,198K	\$1,475K
	1603, 11 Bogert Ave	Condo	2	2	25	\$678K	\$668K
	2201, 4968 Yonge St	Condo	1	1	43	\$350K	\$342K
5 May, 2016	64 Johnston Ave	Detached	2	1	0	\$1,499K	\$1,815K
	2003, 11 Bogert Ave	Condo	2	2	21	\$675K	\$665K
	2202, 9 Bogert Ave	Condo	2	2	30	\$669K	\$660K
6 May, 2016	910, 153 Beecroft Rd	Condo	2	1	15	\$356K	\$356K
	1806, 131 Beecroft Rd	Condo	2	2	37	\$579K	\$550K
9 May, 2016	113 Harlandale Ave	Detached	3	3	7	\$1,350K	\$1,500K
	1512, 153 Beecroft Rd	Condo	1	1	34	\$333K	\$318K
10 May, 2016	164 Franklin Ave	Detached	3	2	6	\$1,375K	\$1,570K
11 May, 2016	45 Stuart Cres	Detached	4	7	7	\$1,949K	\$1,949K
	234 Armour Blvd	Detached	3	2	150	\$1,258K	\$1,209K
	1703, 4968 Yonge St	Condo	1	1	13	\$309K	\$308K
12 May, 2016	812, 155 Beecroft Rd	Condo	1	1	3	\$329K	\$325K
	2001, 155 Beecroft Rd	Condo	1	1	15	\$300K	\$283K
13 May, 2016	117 Elmhurst Ave	Detached	3	4	11	\$1,600K	\$1,570K
	2909, 4968 Yonge St	Condo	2	1	2	\$389K	\$386K
14 May, 2016	14 Roycrest Ave	Detached	4	7	7	\$2,888K	\$2,888K
15 May, 2016	9 Evan Rd	Detached	4	6	34	\$2,149K	\$2,028K
16 May, 2016	1708, 11 Bogert Ave	Condo	2	2	56	\$600K	\$592K
17 May, 2016	125 Poyntz Ave	Detached	2	2	6	\$1,275K	\$1,578K
18 May, 2016	14B Stuart Cres	Detached	4	4	28	\$1,688K	\$1,598K
	186 Johnston Ave	Detached	3	2	6	\$1,258K	\$1,600K
19 May, 2016	67 Westgate Blvd	Detached	2	4	2	\$998K	\$1,255K
	2802, 4968 Yonge St	Condo	2	2	20	\$418K	\$418K

Data

Month, Day, Year of Sold Date	Address1	Property Type	Bedrooms	Washrooms	Days on the Market	List Price	Sold Price
19 May, 2016	4106, 9 Bogert Ave	Condo	2	2	6	\$680K	\$675K
20 May, 2016	312 Johnston Ave	Detached	3	2	10	\$1,199K	\$1,325K
	1902, 9 Bogert Ave	Condo	2	2	7	\$649K	\$645K
22 May, 2016	1909, 9 Bogert Ave	Condo	1	2	4	\$479K	\$472K
24 May, 2016	158 Bogert Ave	Detached	3	2	7	\$1,198K	\$1,485K
	2207, 11 Bogert Ave	Condo	2	2	35	\$600K	\$585K
	4006, 9 Bogert Ave	Condo	2	2	44	\$667K	\$663K
26 May, 2016	23 Roycrest Ave	Detached	2	2	16	\$1,388K	\$1,999K
	106 Poyntz Ave	Detached	3	3	0	\$1,488K	\$1,725K
27 May, 2016	3406, 9 Bogert Ave	Condo	2	2	56	\$558K	\$545K
29 May, 2016	5 Mylesview Pl	Detached	4	3	2	\$1,600K	\$1,597K
31 May, 2016	281 Poyntz Ave	Detached	5	6	6	\$1,789K	\$2,170K
1 June, 2016	225 Burndale Ave	Detached	2	2	7	\$1,000K	\$1,161K
2 June, 2016	1908, 4978 Yonge St	Condo	1	1	45	\$306K	\$315K
	3603, 9 Bogert Ave	Condo	2	2	28	\$700K	\$690K
6 June, 2016	57 Stuart Ave	Detached	4	5	5	\$2,300K	\$2,295K
7 June, 2016	49 Elmhurst Ave	Detached	4	6	7	\$1,688K	\$1,735K
	1007, 11 Bogert Ave	Condo	2	2	26	\$569K	\$558K
	1405, 11 Bogert Ave	Condo	1	2	20	\$519K	\$493K
	2504, 9 Bogert Ave	Condo	1	1	35	\$398K	\$390K
8 June, 2016	81 Caines Ave	Detached	4	6	21	\$2,829K	\$2,710K
	905, 155 Beecroft Rd	Condo	2	1	15	\$363K	\$354K
10 June, 2016	3305, 11 Bogert Ave	Condo	3	3	53	\$1,449K	\$1,415K
11 June, 2016	157 Poyntz Ave	Detached	3	3	8	\$1,598K	\$1,850K
	214 Harlandale Ave N	Detached	4	7	1	\$2,498K	\$2,460K
	1103, 100 Upper Madison Ave	Condo	2	2	3	\$560K	\$558K
13 June, 2016	2107, 11 Bogert Ave	Condo	2	2	14	\$600K	\$596K
14 June, 2016	1 Walker Rd	Detached	2	2	0	\$1,299K	\$1,585K

Data

Month, Day, Year of Sold Date	Address1	Property Type	Bedrooms	Washrooms	Days on the Market	List Price	Sold Price
14 June, 2016	104 Gwendolen Cres	Detached	3	3	6	\$1,699K	\$1,800K
	3602, 9 Bogert Ave	Condo	2	2	21	\$675K	\$665K
17 June, 2016	906, 33 Elmhurst Ave	Condo	2	2	1	\$600K	\$638K
	1905, 4968 Yonge St	Condo	1	1	30	\$320K	\$313K
18 June, 2016	93 Poyntz Ave	Detached	3	2	6	\$1,299K	\$1,400K
20 June, 2016	605, 131 Beecroft Rd	Condo	2	2	14	\$640K	\$625K
	1208, 11 Bogert Ave	Condo	2	2	29	\$599K	\$590K
	1603, 155 Beecroft Rd S	Condo	1	1	10	\$290K	\$286K
21 June, 2016	1205, 155 Beecroft Rd	Condo	2	1	25	\$365K	\$354K
23 June, 2016	14 Southgate Ave	Detached	3	3	0	\$1,099K	\$1,315K
	1004, 11 Bogert Ave	Condo	1	1	10	\$409K	\$408K
24 June, 2016	279 Poyntz Ave	Detached	4	2	9	\$1,427K	\$1,395K
25 June, 2016	177 Harlandale Ave	Detached	5	5	25	\$1,770K	\$1,650K
28 June, 2016	95 Bideford Ave	Detached	4	6	13	\$2,149K	\$1,998K
	1704, 11 Bogert Ave	Condo	1	1	22	\$429K	\$411K
	1905, 153 Beecroft Rd	Condo	2	2	106	\$419K	\$398K
	2004, 9 Bogert Ave	Condo	1	1	57	\$398K	\$396K
1 July, 2016	2507, 4978 Yonge St	Condo	1	1	4	\$355K	\$341K
4 July, 2016	3203, 9 Bogert Ave	Condo	2	2	40	\$689K	\$680K
5 July, 2016	53 Linelle St	Semi-Detached	4	2	1	\$799K	\$830K
	218 Cameron Ave	Detached	4	5	0	\$2,299K	\$2,200K
6 July, 2016	100 Westgate Blvd	Detached	4	3	8	\$995K	\$1,336K
	117 Poyntz Ave	Detached	3	5	1	\$2,489K	\$2,450K
	701, 4968 Yonge St N	Condo	1	1	47	\$337K	\$330K
	Ph301, 4978 Yonge St	Condo	2	2	10	\$630K	\$628K
7 July, 2016	2808, 9 Bogert Ave	Condo	2	2	50	\$618K	\$613K
	4104, 9 Bogert Ave	Condo	1	2	77	\$499K	\$491K
10 July, 2016	203 Harlandale Ave	Detached	3	2	6	\$1,080K	\$1,398K

Data

Month, Day, Year of Sold Date	Address1	Property Type	Bedrooms	Washrooms	Days on the Market	List Price	Sold Price
11 July, 2016	100 Bideford Ave	Detached	3	4	6	\$1,269K	\$1,356K
12 July, 2016	222 Elmhurst Ave	Detached	2	2	8	\$998K	\$1,060K
13 July, 2016	5 Evan Rd	Detached	3	3	9	\$1,358K	\$1,751K
	1106, 100 Upper Madison Ave	Condo	2	2	26	\$500K	\$499K
	2910, 155 Beecroft Rd	Condo	1	1	18	\$289K	\$291K
15 July, 2016	74 Burndale Ave	Detached	3	2	10	\$1,358K	\$1,503K
	2504, 11 Bogert Ave	Condo	1	1	32	\$435K	\$420K
18 July, 2016	1508, 4978 Yonge St	Condo	1	1	20	\$339K	\$335K
19 July, 2016	1410, 33 Elmhurst Ave	Condo	2	2	0	\$829K	\$829K
	1502, 153 Beecroft Rd	Condo	2	2	33	\$439K	\$430K
	2808, 4968 Yonge St	Condo	1	1	44	\$348K	\$339K
20 July, 2016	94 Gwendolen Cres	Detached	3	3	8	\$1,759K	\$2,058K
21 July, 2016	2102, 155 Beecroft Rd	Condo	1	1	28	\$270K	\$270K
	Ph 205, 4978 Yonge St	Condo	3	3	12	\$729K	\$705K
22 July, 2016	602, 153 Beecroft Rd	Condo	2	2	43	\$429K	\$409K
	2107, 4978 Yonge St	Condo	1	1	4	\$315K	\$313K
23 July, 2016	3704, 9 Bogert Ave	Condo	1	1	37	\$409K	\$404K
25 July, 2016	610, 153 Beecroft Rd	Condo	2	1	8	\$359K	\$359K
	3701, 4978 Yonge St	Condo	1	1	15	\$369K	\$369K
26 July, 2016	14 Easton Rd	Detached	3	3	7	\$1,529K	\$1,500K
	202 Poyntz Ave	Detached	4	5	39	\$2,488K	\$2,440K
	3305, 4978 Yonge St	Condo	2	2	4	\$429K	\$425K
27 July, 2016	1404, 11 Bogert Ave	Condo	1	1	57	\$381K	\$377K
	2304, 9 Bogert Ave	Condo	1	1	36	\$395K	\$390K
	3104, 9 Bogert Ave	Condo	1	1	30	\$376K	\$377K
31 July, 2016	3101, 9 Bogert Ave	Condo	1	2	6	\$475K	\$473K
2 August, 2016	2703, 100 Upper Madison Ave	Condo	2	2	42	\$629K	\$626K
3 August, 2016	9 Romney Rd	Detached	3	2	7	\$1,750K	\$1,730K

Data

Month, Day, Year of Sold Date	Address1	Property Type	Bedrooms	Washrooms	Days on the Market	List Price	Sold Price
3 August, 2016	602, 11 Bogert Ave	Condo	2	2	34	\$589K	\$581K
	1601, 33 Elmhurst Ave	Condo	2	2	1	\$869K	\$900K
4 August, 2016	2105, 4968 Yonge St	Condo	1	1	27	\$310K	\$303K
	2109, 4978 Yonge St	Condo	2	2	17	\$478K	\$470K
	2902, 9 Bogert Ave	Condo	2	2	29	\$688K	\$680K
7 August, 2016	1102, 33 Elmhurst Ave	Condo	2	2	2	\$759K	\$780K
8 August, 2016	175 Florence Ave	Detached	2	1	6	\$1,288K	\$1,560K
	901, 4968 Yonge St	Condo	1	1	19	\$339K	\$339K
9 August, 2016	78 Cameron Ave	Detached	2	2	13	\$1,500K	\$1,405K
	1008, 9 Bogert Ave	Condo	2	2	12	\$590K	\$578K
11 August, 2016	1804, 11 Bogert Ave	Condo	1	1	35	\$429K	\$415K
12 August, 2016	3302, 4978 Yonge St	Condo	1	1	22	\$359K	\$355K
15 August, 2016	1805, 153 Beecroft Rd	Condo	2	2	12	\$440K	\$428K
16 August, 2016	112 Bombay Ave	Detached	3	2	56	\$1,590K	\$1,570K
17 August, 2016	906, 155 Beecroft Rd	Condo	2	1	15	\$369K	\$363K
	2503, 9 Bogert Ave	Condo	2	2	28	\$675K	\$672K
18 August, 2016	1907, 11 Bogert Ave	Condo	2	2	55	\$598K	\$590K
	Ph208, 153 Beecroft Rd	Condo	1	1	13	\$289K	\$300K
19 August, 2016	801, 9 Bogert Ave	Condo	1	2	10	\$464K	\$457K
22 August, 2016	25 Linelle St	Semi-Detached	2	2	7	\$779K	\$855K
	293 Burnett Ave	Detached	3	3	11	\$1,488K	\$1,710K
	1002, 33 Elmhurst Ave	Condo	2	2	4	\$559K	\$720K
	3208, 9 Bogert Ave	Condo	2	2	42	\$630K	\$623K
	3312, 4968 Yonge St	Condo	1	1	14	\$288K	\$285K
23 August, 2016	3503, 4968 Yonge St	Condo	2	2	26	\$439K	\$424K
24 August, 2016	1612, 4978 Yonge St	Condo	1	1	11	\$275K	\$270K
25 August, 2016	2403, 100 Upper Madison Ave N	Condo	2	2	6	\$570K	\$555K
26 August, 2016	212 Johnston Ave	Detached	4	6	37	\$3,058K	\$2,950K

Data

Month, Day, Year of Sold Date	Address1	Property Type	Bedrooms	Washrooms	Days on the Market	List Price	Sold Price
26 August, 2016	219 Florence Ave	Detached	4	6	0	\$2,600K	\$2,580K
	2008, 153 Beecroft Rd	Condo	1	1	39	\$290K	\$281K
	2402, 11 Bogert Ave	Condo	2	2	36	\$655K	\$639K
	2606, 153 Beecroft Rd	Condo	1	1	15	\$289K	\$287K
29 August, 2016	3879 Bathurst St	Other	7	5	17	\$899K	\$950K
30 August, 2016	60A Stuart Cres	Detached	4	5	5	\$1,799K	\$1,840K
	102 Burndale Ave	Detached	2	2	7	\$1,499K	\$1,575K
	1202, 11 Bogert Ave	Condo	2	2	31	\$648K	\$630K
31 August, 2016	2505, 4978 Yonge St	Condo	2	2	22	\$439K	\$430K
1 September, 2016	2210, 131 Beecroft Rd	Condo	2	2	8	\$638K	\$638K
3 September, 2016	71 Poyntz Ave	Detached	3	2	47	\$1,998K	\$1,920K
5 September, 2016	1202, 9 Bogert Ave	Condo	2	2	4	\$549K	\$645K
6 September, 2016	228 Delhi Ave	Detached	4	4	14	\$1,675K	\$1,625K
	1615, 4968 Yonge St	Condo	1	1	26	\$293K	\$288K
7 September, 2016	2016, 155 Beecroft Rd	Condo	2	2	14	\$440K	\$423K
	2112, 4968 Yonge St	Condo	1	1	15	\$285K	\$290K
8 September, 2016	129 Bogert Ave	Detached	3	3	6	\$1,388K	\$1,680K
9 September, 2016	9 Brentwood Ave	Detached	3	2	16	\$1,499K	\$1,430K
	249 Bogert Ave	Detached	3	2	2	\$1,288K	\$1,700K
	606, 9 Bogert Ave	Condo	2	2	24	\$590K	\$580K
10 September, 2016	802, 4978 Yonge St	Condo	1	1	23	\$339K	\$330K
11 September, 2016	2809, 9 Bogert Ave	Condo	1	2	5	\$479K	\$475K
12 September, 2016	90 Johnston Ave	Detached	2	2	6	\$1,789K	\$2,030K
	253 Florence Ave	Detached	2	2	0	\$1,599K	\$1,660K
13 September, 2016	1609, 4968 Yonge St	Condo	1	1	21	\$340K	\$340K
14 September, 2016	2201, 4978 Yonge St	Condo	1	1	13	\$369K	\$369K
15 September, 2016	67 Bogert Ave	Detached	3	1	9	\$1,588K	\$1,758K
	2801, 100 Upper Madison Ave	Condo	2	2	9	\$539K	\$570K

Data

Month, Day, Year of Sold Date	Address1	Property Type	Bedrooms	Washrooms	Days on the Market	List Price	Sold Price
16 September, 2016	135 Florence Ave	Detached	5	7	2	\$2,788K	\$2,788K
19 September, 2016	153 Harlandale Ave	Detached	4	5	13	\$2,588K	\$2,550K
20 September, 2016	2108, 9 Bogert Ave	Condo	2	2	12	\$620K	\$608K
21 September, 2016	154 Delhi Ave	Detached	4	4	14	\$1,499K	\$1,407K
	216 Elmhurst Ave	Detached	2	1	1	\$1,410K	\$1,410K
22 September, 2016	803, 9 Bogert Ave	Condo	2	2	90	\$654K	\$645K
	1701, 11 Bogert Ave	Condo	1	2	20	\$469K	\$457K
23 September, 2016	162 Johnston Ave	Detached	4	6	17	\$3,288K	\$3,170K
	1016, 4968 Yonge St	Condo	3	2	37	\$519K	\$504K
25 September, 2016	2515, 4978 Yonge St	Condo	1	1	10	\$370K	\$362K
26 September, 2016	91 Johnston Ave	Detached	3	3	5	\$1,350K	\$1,710K
27 September, 2016	1215, 155 Beecroft Rd	Condo	2	2	37	\$415K	\$407K
	3108, 11 Bogert Ave	Condo	2	2	6	\$605K	\$595K
29 September, 2016	708, 153 Beecroft Rd	Condo	1	1	9	\$285K	\$283K
30 September, 2016	503, 4968 Yonge St	Condo	1	1	14	\$309K	\$304K
1 October, 2016	217 Florence Ave	Detached	5	7	89	\$3,188K	\$3,120K
	1106, 9 Bogert Ave	Condo	2	2	22	\$599K	\$575K
3 October, 2016	2306, 11 Bogert Ave	Condo	2	2	10	\$599K	\$590K
	3201, 9 Bogert Ave	Condo	1	2	3	\$489K	\$486K
4 October, 2016	208 Johnston Ave	Detached	4	6	18	\$2,648K	\$2,600K
	2502, 4968 Yonge St	Condo	2	2	20	\$450K	\$462K
6 October, 2016	304 Johnston Ave	Detached	3	2	1	\$1,825K	\$1,825K
7 October, 2016	7 Addington Ave	Detached	3	2	2	\$1,559K	\$1,450K
	4205, 9 Bogert Ave	Condo	2	2	34	\$686K	\$680K
8 October, 2016	1204, 9 Bogert Ave	Condo	1	1	5	\$414K	\$408K
	3510, 4978 Yonge St	Condo	1	1	35	\$319K	\$310K
11 October, 2016	3101, 11 Bogert Ave	Condo	1	2	49	\$495K	\$470K
12 October, 2016	2016, 4968 Yonge St	Condo	3	2	8	\$529K	\$527K

Data

Month, Day, Year of Sold Date	Address1	Property Type	Bedrooms	Washrooms	Days on the Market	List Price	Sold Price
13 October, 2016	38 Gwendolen Ave	Detached	3	2	20	\$1,725K	\$1,710K
	Ph210, 155 Beecroft Rd	Condo	1	1	1	\$296K	\$296K
14 October, 2016	33 Cameron Ave	Detached	3	4	14	\$1,450K	\$1,370K
	809, 155 Beecroft Rd	Condo	1	1	25	\$289K	\$283K
	3205, 4978 Yonge St	Condo	2	2	16	\$429K	\$429K
17 October, 2016	1201, 9 Bogert Ave	Condo	1	2	15	\$485K	\$474K
18 October, 2016	205 Burndale Ave	Detached	3	1	5	\$1,388K	\$1,410K
	3701, 9 Bogert Ave	Condo	1	2	28	\$505K	\$495K
19 October, 2016	238 Burnett Ave	Detached	3	3	8	\$1,185K	\$1,200K
	2311, 155 Beecroft Rd	Condo	2	2	35	\$430K	\$423K
21 October, 2016	263 Betty Ann Dr	Detached	3	2	15	\$1,499K	\$1,630K
	3404, 9 Bogert Ave	Condo	1	1	18	\$415K	\$410K
23 October, 2016	119 Florence Ave	Detached	3	4	9	\$1,499K	\$1,433K
	1203, 9 Bogert Ave	Condo	2	2	39	\$679K	\$665K
	1205, 4978 Yonge St	Condo	1	1	4	\$308K	\$305K
26 October, 2016	298 Poyntz Ave	Detached	2	1	15	\$1,400K	\$1,300K
	1805, 155 Beecroft Rd	Condo	2	1	2	\$365K	\$357K
	2007, 9 Bogert Ave	Condo	2	2	18	\$660K	\$640K
27 October, 2016	106 Johnston Ave	Detached	2	1	30	\$1,850K	\$1,820K
	225 Poyntz Ave	Detached	4	3	14	\$1,788K	\$1,720K
	802, 4968 Yonge St	Condo	1	1	129	\$320K	\$305K
	2202, 4968 Yonge St	Condo	2	2	5	\$449K	\$454K
	2603, 9 Bogert Ave	Condo	2	2	50	\$682K	\$673K
	3201, 11 Bogert Ave E	Condo	1	2	51	\$505K	\$489K
28 October, 2016	225 Sheppard Ave W	Detached	0	0	8	\$1,399K	\$1,350K
	1701, 4968 Yonge St	Condo	1	1	87	\$336K	\$325K
1 November, 2016	283 Bogert Ave	Detached	4	3	1	\$1,799K	\$1,799K
	3202, 11 Bogert Ave	Condo	2	2	21	\$668K	\$656K

Data

Month, Day, Year of Sold Date	Address1	Property Type	Bedrooms	Washrooms	Days on the Market	List Price	Sold Price
2 November, 2016	42 Edinburgh Dr	Detached	3	3	1	\$1,145K	\$1,180K
	2002, 11 Bogert Ave	Condo	2	2	26	\$645K	\$638K
	2101, 4978 Yonge St	Condo	1	1	51	\$360K	\$352K
3 November, 2016	1702, 4968 Yonge St	Condo	1	1	13	\$320K	\$320K
8 November, 2016	126 Florence Ave	Detached	4	7	19	\$3,188K	\$3,100K
	603, 11 Bogert Ave	Condo	2	2	47	\$698K	\$695K
9 November, 2016	320 Ridley Blvd	Detached	3	2	7	\$1,429K	\$1,450K
10 November, 2016	1208, 9 Bogert Ave	Condo	2	2	27	\$609K	\$599K
12 November, 2016	3509, 4978 Yonge St	Condo	1	1	37	\$319K	\$314K
15 November, 2016	278 Burnett Ave	Detached	3	2	22	\$1,339K	\$1,312K
16 November, 2016	2001, 9 Bogert Ave	Condo	1	2	2	\$510K	\$505K
	3707, 9 Bogert Ave	Condo	2	2	13	\$685K	\$680K
18 November, 2016	62 Gwendolen Ave	Detached	3	2	34	\$1,728K	\$1,710K
	190 Poyntz Ave	Detached	3	1	23	\$1,700K	\$1,780K
	607, 155 Beecroft Rd	Condo	1	1	21	\$278K	\$265K
	2607, 100 Upper Madison Ave	Condo	2	2	6	\$549K	\$630K
20 November, 2016	5 Lyongate Dr	Detached	3	2	2	\$1,165K	\$1,310K
21 November, 2016	184 Burnett Ave	Detached	4	3	13	\$1,249K	\$1,220K
	4107, 9 Bogert Ave	Condo	2	2	13	\$729K	\$725K
24 November, 2016	206 Bogert Ave	Detached	4	5	2	\$2,399K	\$2,338K
25 November, 2016	1012, 153 Beecroft Rd	Condo	1	1	11	\$340K	\$330K
26 November, 2016	1809, 155 Beecroft Rd	Condo	1	1	13	\$289K	\$301K
29 November, 2016	275 Poyntz Ave	Detached	4	6	39	\$3,188K	\$3,000K
	1002, 33 Elmhurst Ave	Condo	2	2	8	\$898K	\$995K
1 December, 2016	2202, 11 Bogert Ave	Condo	2	2	17	\$668K	\$650K
	2205, 4978 Yonge St	Condo	2	2	2	\$435K	\$460K
4 December, 2016	108 Sandringham Dr	Detached	5	9	6	\$5,000K	\$4,975K
6 December, 2016	42 Gwendolen Ave	Detached	3	2	7	\$1,579K	\$1,717K

Data

Month, Day, Year of Sold Date	Address1	Property Type	Bedrooms	Washrooms	Days on the Market	List Price	Sold Price
7 December, 2016	58 Cameron Ave	Detached	3	3	32	\$1,820K	\$1,755K
8 December, 2016	706, 9 Bogert Ave	Condo	2	2	17	\$600K	\$599K
9 December, 2016	1609, 4978 Yonge St	Condo	2	2	3	\$493K	\$512K
13 December, 2016	203 Burnett Ave	Detached	3	3	6	\$1,297K	\$1,615K
	1102, 4978 Yonge St	Condo	1	1	15	\$370K	\$365K
	2702, 153 Beecroft Rd	Condo	2	2	1	\$498K	\$492K
14 December, 2016	1710, 100 Upper Madison Ave	Condo	1	2	24	\$479K	\$448K
16 December, 2016	28 Westgate Blvd	Detached	4	5	21	\$2,388K	\$2,250K
17 December, 2016	2207, 11 Bogert Ave	Condo	2	2	7	\$668K	\$655K
	#616, 4968 Yonge St	Condo	3	2	48	\$540K	\$528K
18 December, 2016	1706, 11 Bogert Ave	Condo	2	2	138	\$620K	\$610K
	Ph101, 4978 Yonge St	Condo	2	2	5	\$658K	\$646K
22 December, 2016	1808, 11 Bogert Ave	Condo	2	2	26	\$630K	\$605K
	2511, 4978 Yonge St	Condo	1	1	14	\$335K	\$328K
29 December, 2016	2101, 11 Bogert Ave	Condo	1	2	21	\$488K	\$483K
30 December, 2016	4109, 9 Bogert Ave	Condo	1	2	14	\$510K	\$508K
9 January, 2017	2208, 9 Bogert Ave	Condo	2	2	24	\$629K	\$608K
	3009, 4978 Yonge St	Condo	1	1	7	\$345K	\$345K
11 January, 2017	1905, 100 Upper Madison Ave	Condo	2	2	1	\$469K	\$525K
	3805, 9 Bogert Ave	Condo	2	2	8	\$539K	\$535K
14 January, 2017	37 Johnston Ave	Detached	3	3	1	\$1,588K	\$1,560K
17 January, 2017	Ph202, 4968 Yonge St	Condo	2	2	6	\$729K	\$729K
18 January, 2017	83 Harlandale Ave	Detached	4	5	9	\$1,995K	\$2,343K
19 January, 2017	238 Burnett Ave	Detached	3	3	7	\$1,399K	\$1,375K
20 January, 2017	186 Johnston Ave	Detached	3	2	116	\$1,800K	\$1,790K
22 January, 2017	510, 4968 Yonge St	Condo	2	1	2	\$409K	\$448K
23 January, 2017	802, 9 Bogert Ave	Condo	2	2	10	\$650K	\$650K
25 January, 2017	1502, 131 Beecroft Rd	Condo	1	2	8	\$416K	\$460K

Data

Month, Day, Year of Sold Date	Address1	Property Type	Bedrooms	Washrooms	Days on the Market	List Price	Sold Price
25 January, 2017	2202, 131 Beecroft Rd	Condo	1	2	41	\$528K	\$514K
	3608, 9 Bogert Ave	Condo	2	2	9	\$638K	\$640K
27 January, 2017	177 Harlandale Ave	Detached	5	5	4	\$1,998K	\$1,960K
	803, 11 Bogert Ave	Condo	2	2	17	\$709K	\$700K
29 January, 2017	2306, 4978 Yonge St	Condo	2	2	5	\$430K	\$516K
30 January, 2017	155 Franklin Ave	Detached	3	3	6	\$1,599K	\$1,780K
31 January, 2017	117 Harlandale Ave	Detached	1	1	50	\$1,280K	\$1,100K
	708, 33 Elmhurst Ave	Condo	2	2	8	\$560K	\$650K
3 February, 2017	1 Stuart Ave	Detached	4	2	10	\$2,000K	\$1,980K
	3 Stuart Ave	Detached	3	1	10	\$1,999K	\$1,900K
	21 Stuart Cres	Detached	4	5	9	\$2,395K	\$2,400K
	45 Wentworth Ave	Detached	4	6	2	\$2,888K	\$2,805K
	2308, 9 Bogert Ave	Condo	2	2	18	\$629K	\$625K
7 February, 2017	701, 4978 Yonge St	Condo	1	1	10	\$380K	\$376K
	1005, 33 Elmhurst Ave	Condo	3	2	5	\$600K	\$819K
9 February, 2017	601, 4968 Yonge St	Condo	1	1	3	\$380K	\$403K
10 February, 2017	601, 4978 Yonge St	Condo	1	1	11	\$400K	\$400K
	3608, 4978 Yonge St	Condo	3	2	11	\$589K	\$580K
13 February, 2017	1109, 4968 Yonge St	Condo	1	1	1	\$409K	\$405K
	2809, 4968 Yonge St	Condo	2	1	13	\$475K	\$475K
15 February, 2017	2004, 11 Bogert Ave	Condo	1	1	14	\$435K	\$460K
16 February, 2017	22A Senlac Rd	Detached	3	5	126	\$2,495K	\$2,495K
	3705, 9 Bogert Ave	Condo	2	2	1	\$535K	\$570K
18 February, 2017	809, 9 Bogert Ave	Condo	1	2	1	\$508K	\$521K
	2707, 9 Bogert Ave	Condo	2	2	17	\$675K	\$699K
19 February, 2017	324 Burnett Ave	Detached	3	2	9	\$1,439K	\$1,375K
20 February, 2017	2609, 11 Bogert Ave	Condo	1	2	1	\$499K	\$590K
21 February, 2017	909, 9 Bogert Ave	Condo	1	2	5	\$510K	\$575K

Data

Month, Day, Year of Sold Date	Address1	Property Type	Bedrooms	Washrooms	Days on the Market	List Price	Sold Price
22 February, 2017	2305, 11 Bogert Ave	Condo	1	2	0	\$498K	\$623K
23 February, 2017	302 Johnston Ave	Detached	3	2	2	\$1,649K	\$1,775K
24 February, 2017	93 Poyntz Ave	Detached	3	2	9	\$1,775K	\$1,806K
	1109, 11 Bogert Ave	Condo	1	2	127	\$513K	\$512K
25 February, 2017	211 Poyntz Ave, Toronto	Detached	3	3	3	\$2,100K	\$2,065K
	1209, 4968 Yonge St	Condo	1	1	4	\$409K	\$415K
26 February, 2017	1006, 153 Beecroft Rd	Condo	1	1	3	\$300K	\$350K
	1108, 11 Bogert Ave	Condo	2	2	2	\$649K	\$647K
27 February, 2017	253 Bogert Ave	Detached	3	1	6	\$1,395K	\$1,800K
	1911, 153 Beecroft Rd	Condo	2	2	6	\$439K	\$576K
28 February, 2017	244 Florence Ave	Detached	4	4	6	\$1,849K	\$2,100K
	902, 33 Elmhurst Ave	Condo	2	2	7	\$789K	\$856K
1 March, 2017	Ph 205, 4978 Yonge St	Condo	3	3	8	\$1,000K	\$1,100K
2 March, 2017	255 Florence Ave	Detached	2	2	8	\$1,699K	\$1,963K
3 March, 2017	Ph111, 155 Beecroft Rd	Condo	2	2	3	\$525K	\$626K
6 March, 2017	173 Poyntz Ave	Detached	3	2	7	\$1,838K	\$2,150K
7 March, 2017	1001, 33 Elmhurst Ave	Condo	2	2	5	\$950K	\$1,110K
10 March, 2017	1215, 4968 Yonge St	Condo	1	1	2	\$318K	\$380K
13 March, 2017	3307, 9 Bogert Ave	Condo	2	2	6	\$729K	\$740K
14 March, 2017	3903, 9 Bogert Ave	Condo	2	2	19	\$1,100K	\$1,020K
15 March, 2017	2503, 155 Beecroft Rd	Condo	1	1	4	\$380K	\$383K
16 March, 2017	607, 4978 Yonge St	Condo	1	1	8	\$389K	\$389K
17 March, 2017	906, 9 Bogert Ave	Condo	2	2	13	\$628K	\$618K
	2303, 11 Bogert Ave	Condo	2	2	5	\$729K	\$960K
24 March, 2017	3205, 4968 Yonge St	Condo	2	2	1	\$620K	\$730K
26 March, 2017	508, 153 Beecroft Rd	Condo	1	1	2	\$359K	\$355K
	1708, 4968 Yonge St	Condo	1	1	6	\$408K	\$520K
	1715, 4978 Yonge St	Condo	2	1	3	\$475K	\$586K

Data

Month, Day, Year of Sold Date	Address1	Property Type	Bedrooms	Washrooms	Days on the Market	List Price	Sold Price
26 March, 2017	2309, 9 Bogert Ave	Condo	1	2	2	\$608K	\$585K
27 March, 2017	89 Bombay Ave	Detached	5	4	11	\$1,400K	\$1,700K
	113 Cameron Ave	Detached	4	7	5	\$3,269K	\$3,199K
	218 Florence Ave	Detached	5	6	5	\$3,288K	\$3,180K
29 March, 2017	1905, 11 Bogert Ave	Condo	1	2	8	\$549K	\$683K
3 April, 2017	21 Northmount Ave	Detached	4	3	5	\$1,095K	\$1,421K
	123 Johnston Ave	Detached	3	2	7	\$1,690K	\$1,751K
5 April, 2017	205 Burnett Ave	Detached	2	2	9	\$1,349K	\$1,650K
	612, 4968 Yonge St	Condo	1	1	7	\$319K	\$355K
	2207, 9 Bogert Ave	Condo	2	2	14	\$739K	\$799K
6 April, 2017	118 A Cameron Ave	Detached	4	4	37	\$2,199K	\$2,150K
7 April, 2017	3307, 11 Bogert Ave	Condo	2	2	4	\$788K	\$968K
8 April, 2017	2508, 153 Beecroft Rd	Condo	1	1	2	\$370K	\$382K
10 April, 2017	300 Johnston Ave	Detached	2	1	10	\$1,999K	\$2,002K
11 April, 2017	21 Tregellis Rd	Detached	4	4	13	\$2,950K	\$2,750K
	38 Gwendolen Ave	Detached	3	2	12	\$1,899K	\$2,200K
	68B Florence Ave	Detached	4	4	5	\$2,199K	\$2,150K
	1106, 11 Bogert Ave	Condo	2	2	14	\$699K	\$780K
	1705, 33 Elmhurst Ave	Condo	2	2	6	\$995K	\$1,150K
12 April, 2017	273 Poyntz Ave	Detached	4	3	7	\$1,818K	\$2,008K
	1403, 9 Bogert Ave	Condo	2	2	23	\$779K	\$795K
	1906, 9 Bogert Ave	Condo	2	2	24	\$786K	\$740K
	2703, 11 Bogert Ave	Condo	2	2	6	\$750K	\$1,002K
13 April, 2017	2402, 33 Elmhurst Ave	Condo	2	2	7	\$729K	\$986K
18 April, 2017	75 Cameron Ave, Toronto	Detached	4	5	7	\$2,499K	\$2,499K
	1003, 100 Upper Madison Ave	Condo	2	2	4	\$689K	\$705K
	2101, 155 Beecroft Rd	Condo	1	1	5	\$369K	\$384K
20 April, 2017	2807, 9 Bogert Ave	Condo	2	2	2	\$749K	\$850K

Data

Month, Day, Year of Sold Date	Address1	Property Type	Bedrooms	Washrooms	Days on the Market	List Price	Sold Price
20 April, 2017	2910, 4968 Yonge St	Condo	1	1	3	\$350K	\$432K
	3209, 9 Bogert Ave	Condo	1	2	13	\$599K	\$620K
	Ph206, 153 Beecroft Rd	Condo	1	1	13	\$379K	\$390K
21 April, 2017	234 Sheppard Ave W	Other	0	0	133	\$3,995K	\$3,500K
	711, 4978 Yonge St	Condo	1	1	11	\$309K	\$355K
	2811, 155 Beecroft Rd	Condo	2	2	8	\$500K	\$565K
22 April, 2017	118 B Cameron Ave	Detached	4	4	4	\$2,199K	\$2,175K
	245 Florence Ave	Detached	4	4	16	\$1,979K	\$1,900K
	811, 4978 Yonge St	Condo	1	1	15	\$370K	\$360K
24 April, 2017	606, 155 Beecroft Rd	Condo	2	1	11	\$421K	\$411K
25 April, 2017	4201, 9 Bogert Ave	Condo	1	2	10	\$569K	\$620K
27 April, 2017	3602, 4968 Yonge St	Condo	2	2	1	\$529K	\$575K
2 May, 2017	2206, 11 Bogert Ave	Condo	2	2	6	\$729K	\$807K
4 May, 2017	18 Edinburgh Dr	Detached	3	2	1	\$1,395K	\$1,610K
	2811, 153 Beecroft Rd	Condo	2	2	12	\$500K	\$580K
5 May, 2017	2702, 9 Bogert Ave	Condo	2	2	8	\$799K	\$844K
8 May, 2017	501, 11 Bogert Ave	Condo	2	2	48	\$939K	\$975K
9 May, 2017	137 Johnston Ave	Detached	2	2	20	\$1,988K	\$1,800K
	1608, 153 Beecroft Rd	Condo	1	1	6	\$330K	\$360K
10 May, 2017	38 Westgate Blvd	Detached	5	5	5	\$2,750K	\$2,500K
12 May, 2017	160 Armour Blvd	Detached	3	4	3	\$2,199K	\$2,200K
	1512, 4968 Yonge St	Condo	1	1	9	\$369K	\$375K
15 May, 2017	322 Burnett Ave	Detached	3	3	14	\$1,372K	\$1,450K
16 May, 2017	48 Timberlane Dr	Detached	5	8	11	\$5,375K	\$5,030K
	1004, 33 Elmhurst Ave	Condo	2	2	5	\$650K	\$650K
17 May, 2017	118 Armour Blvd	Detached	4	3	6	\$1,550K	\$1,700K
18 May, 2017	707, 4978 Yonge St	Condo	1	1	2	\$385K	\$395K
19 May, 2017	36 York Downs Dr	Detached	4	2	8	\$1,718K	\$1,709K

Data

Month, Day, Year of Sold Date	Address1	Property Type	Bedrooms	Washrooms	Days on the Market	List Price	Sold Price
19 May, 2017	1908, 153 Beecroft Rd	Condo	1	1	7	\$338K	\$372K
	Ph102, 155 Beecroft Rd	Condo	1	1	18	\$375K	\$357K
21 May, 2017	152 Poyntz Ave	Detached	3	1	6	\$1,769K	\$1,700K
	2606, 11 Bogert Ave	Condo	2	2	1	\$818K	\$811K
24 May, 2017	2202, 153 Beecroft Rd	Condo	2	2	11	\$499K	\$587K
	2609, 4968 Yonge St	Condo	2	1	8	\$509K	\$500K
26 May, 2017	3409, 9 Bogert Ave	Condo	1	2	6	\$598K	\$622K
27 May, 2017	2215, 153 Beecroft Rd	Condo	1	1	4	\$425K	\$425K
30 May, 2017	1501, 33 Elmhurst Ave	Condo	2	2	11	\$799K	\$925K
31 May, 2017	2612, 4978 Yonge St	Condo	2	1	15	\$575K	\$575K
	2708, 153 Beecroft Rd	Condo	1	1	12	\$369K	\$372K
1 June, 2017	1106, 153 Beecroft Rd	Condo	1	1	10	\$340K	\$355K
	2407, 100 Upper Madison Ave	Condo	2	2	29	\$699K	\$715K
2 June, 2017	68 Harlandale Ave	Detached	4	6	3	\$2,890K	\$2,865K
	3312, 4968 Yonge St	Condo	1	1	24	\$389K	\$377K
5 June, 2017	39 Stuart Cres	Detached	3	2	19	\$1,599K	\$1,555K
9 June, 2017	203 Cameron Ave	Detached	2	2	22	\$1,595K	\$1,500K
	604, 100 Upper Madison Ave	Condo	2	2	11	\$599K	\$620K
	2103, 11 Bogert Ave	Condo	2	2	8	\$730K	\$919K
11 June, 2017	3010, 4968 Yonge St	Condo	1	1	10	\$397K	\$389K
13 June, 2017	2610, 155 Beecroft Rd	Condo	1	1	12	\$365K	\$355K
	3809, 9 Bogert Ave	Condo	1	2	6	\$628K	\$610K
14 June, 2017	407, 131 Beecroft Rd	Condo	1	2	34	\$539K	\$523K
	1109, 4978 Yonge St	Condo	3	2	18	\$649K	\$581K
15 June, 2017	14 Gwendolen Ave	Detached	4	5	27	\$3,195K	\$2,890K
17 June, 2017	2115, 153 Beecroft Rd	Condo	1	1	17	\$429K	\$415K
	2707, 11 Bogert Ave	Condo	2	2	6	\$750K	\$830K
19 June, 2017	1402, 33 Elmhurst Ave	Condo	2	2	5	\$998K	\$1,180K

Data

Month, Day, Year of Sold Date	Address1	Property Type	Bedrooms	Washrooms	Days on the Market	List Price	Sold Price
20 June, 2017	284 Bogert Ave	Detached	4	2	8	\$1,799K	\$1,765K
21 June, 2017	3906, 9 Bogert Ave	Condo	2	2	70	\$775K	\$775K
22 June, 2017	2803, 11 Bogert Ave	Condo	2	2	22	\$999K	\$994K
23 June, 2017	905, 9 Bogert Ave	Condo	1	2	21	\$598K	\$571K
	1806, 9 Bogert Ave W	Condo	2	2	51	\$726K	\$710K
26 June, 2017	3301, 9 Bogert Ave	Condo	1	2	21	\$680K	\$611K
4 July, 2017	1206, 4978 Yonge St	Condo	1	1	22	\$416K	\$400K
	2201, 11 Bogert Ave	Condo	1	2	5	\$619K	\$608K
10 July, 2017	1901, 33 Elmhurst Ave	Condo	2	2	5	\$899K	\$950K
	3105, 11 Bogert Ave	Condo	2	2	18	\$740K	\$713K
11 July, 2017	167 Armour Blvd	Detached	4	3	7	\$1,195K	\$1,820K
13 July, 2017	810, 4978 Yonge St	Condo	1	1	21	\$360K	\$350K
14 July, 2017	Ph105, 4978 Yonge St	Condo	3	3	8	\$989K	\$970K
17 July, 2017	1903, 100 Upper Madison Ave	Condo	2	2	4	\$690K	\$720K
20 July, 2017	1601, 11 Bogert Ave	Condo	1	2	11	\$598K	\$570K
23 July, 2017	19 Wentworth Ave	Detached	3	3	34	\$1,998K	\$1,880K
25 July, 2017	109 Johnston Ave	Detached	2	2	85	\$1,900K	\$1,830K
	1602, 155 Beecroft Rd	Condo	1	1	34	\$375K	\$365K
27 July, 2017	710, 155 Beecroft Rd	Condo	1	1	34	\$365K	\$365K
29 July, 2017	188 Florence Ave	Detached	4	5	22	\$2,499K	\$2,280K
31 July, 2017	201 Armour Blvd	Detached	4	4	6	\$1,495K	\$1,675K
	2909, 155 Beecroft Rd	Condo	1	1	4	\$390K	\$385K
1 August, 2017	167 Johnston Ave	Detached	4	4	76	\$2,599K	\$2,380K
2 August, 2017	2008, 4968 Yonge St	Condo	1	1	42	\$490K	\$483K
	2602, 153 Beecroft Rd	Condo	2	2	8	\$499K	\$588K
	3108, 9 Bogert Ave	Condo	2	2	29	\$750K	\$740K
3 August, 2017	1702, 11 Bogert Ave	Condo	2	2	17	\$849K	\$800K
	3110, 4968 Yonge St	Condo	1	1	50	\$400K	\$392K

Data

Month, Day, Year of Sold Date	Address1	Property Type	Bedrooms	Washrooms	Days on the Market	List Price	Sold Price
4 August, 2017	1505, 4978 Yonge St	Condo	1	1	8	\$409K	\$395K
5 August, 2017	2403, 9 Bogert Ave	Condo	2	2	2	\$895K	\$849K
8 August, 2017	49 Linelle St	Semi-Detached	3	3	83	\$998K	\$890K
11 August, 2017	607, 153 Beecroft Rd	Condo	1	1	10	\$360K	\$354K
16 August, 2017	1506, 11 Bogert Ave	Condo	2	2	5	\$699K	\$720K
17 August, 2017	2308, 9 Bogert Ave	Condo	2	2	35	\$739K	\$725K
18 August, 2017	4101, 9 Bogert Ave	Condo	1	2	15	\$648K	\$625K
21 August, 2017	293 Bogert Ave	Detached	2	2	62	\$1,430K	\$1,330K
	2603, 4978 Yonge St	Condo	2	2	24	\$640K	\$560K
22 August, 2017	2409, 9 Bogert Ave	Condo	1	2	14	\$619K	\$600K
23 August, 2017	3708, 4978 Yonge St	Condo	3	2	44	\$730K	\$710K
24 August, 2017	1603, 33 Elmhurst Ave	Condo	1	2	23	\$609K	\$595K
	3508, 9 Bogert Ave	Condo	2	2	39	\$810K	\$748K
25 August, 2017	21 Raeburn Ave	Detached	5	4	4	\$1,498K	\$1,495K
	805, 11 Bogert Ave	Condo	1	2	3	\$599K	\$593K
26 August, 2017	3309, 9 Bogert Ave	Condo	1	2	49	\$639K	\$618K
30 August, 2017	1901, 4968 Yonge St	Condo	1	1	19	\$475K	\$465K
31 August, 2017	14 Franklin Ave	Detached	2	2	123	\$1,185K	\$1,100K
	709, 155 Beecroft Rd	Condo	1	1	14	\$368K	\$364K
3 September, 2017	3012, 4978 Yonge St	Condo	2	1	56	\$559K	\$555K
4 September, 2017	610, 33 Elmhurst Ave	Condo	2	2	10	\$1,189K	\$1,170K
5 September, 2017	222 Burnett Ave	Detached	3	1	28	\$1,368K	\$1,300K
8 September, 2017	291 Poyntz Ave	Detached	3	3	23	\$1,418K	\$1,370K
10 September, 2017	1712, 4968 Yonge St	Condo	1	1	2	\$318K	\$388K
12 September, 2017	49 Don River Blvd	Detached	3	3	13	\$1,500K	\$1,800K
13 September, 2017	1010, 131 Beecroft Rd	Condo	2	2	6	\$696K	\$690K
14 September, 2017	3402, 9 Bogert Ave	Condo	2	2	71	\$968K	\$933K
15 September, 2017	2209, 155 Beecroft Rd	Condo	1	1	2	\$379K	\$375K

Data

Month, Day, Year of Sold Date	Address1	Property Type	Bedrooms	Washrooms	Days on the Market	List Price	Sold Price
19 September, 2017	202 Elmhurst Ave	Detached	4	3	104	\$1,988K	\$1,800K
	407, 233 Beecroft Rd	Condo	2	1	13	\$499K	\$482K
20 September, 2017	209, 131 Beecroft Rd	Condo	2	2	5	\$689K	\$675K
	215, 155 Beecroft Rd	Condo	2	2	14	\$600K	\$620K
	2601, 9 Bogert Ave	Condo	1	2	19	\$617K	\$611K
22 September, 2017	64 Johnston Ave	Detached	2	1	10	\$1,999K	\$2,148K
	75 Cameron Ave	Detached	4	5	0	\$2,500K	\$2,220K
26 September, 2017	3501, 9 Bogert Ave	Condo	1	2	36	\$578K	\$575K
27 September, 2017	2404, 9 Bogert Ave	Condo	1	1	14	\$460K	\$455K
	2508, 4968 Yonge St	Condo	1	1	16	\$460K	\$451K
28 September, 2017	3706, 4968 Yonge St	Condo	1	1	38	\$473K	\$465K
30 September, 2017	1005, 131 Beecroft Rd	Condo	2	2	18	\$680K	\$653K
5 October, 2017	36 Cameron Ave	Detached	2	2	17	\$1,200K	\$1,188K
6 October, 2017	195 Armour Blvd	Detached	4	4	24	\$1,995K	\$1,940K
	1012, 4978 Yonge St	Condo	1	1	21	\$385K	\$362K
	1703, 9 Bogert Ave	Condo	2	2	2	\$899K	\$894K
8 October, 2017	15 Newbury Lane	Detached	3	2	2	\$999K	\$1,150K
10 October, 2017	3111, 4978 Yonge St	Condo	1	1	40	\$418K	\$413K
11 October, 2017	1912, 153 Beecroft Rd	Condo	1	1	12	\$449K	\$448K
12 October, 2017	77 Stuart Ave	Detached	2	2	14	\$1,559K	\$1,500K
	3603, 4978 Yonge St	Condo	2	2	24	\$599K	\$580K
13 October, 2017	2 Wentworth Ave	Detached	4	5	25	\$1,398K	\$1,200K
16 October, 2017	162 Franklin Ave	Detached	4	5	34	\$2,688K	\$2,420K
	312, 155 Beecroft Rd	Condo	1	1	17	\$419K	\$409K
17 October, 2017	3601, 9 Bogert Ave	Condo	1	2	1	\$599K	\$587K
18 October, 2017	55 Addington Ave	Detached	4	3	84	\$1,999K	\$1,850K
	209 Harlandale Ave	Detached	4	3	37	\$1,599K	\$1,550K
	2003, 9 Bogert Ave	Condo	2	2	7	\$919K	\$905K

Data

Month, Day, Year of Sold Date	Address1	Property Type	Bedrooms	Washrooms	Days on the Market	List Price	Sold Price
19 October, 2017	1116, 4978 Yonge St	Condo	1	1	13	\$460K	\$450K
20 October, 2017	307, 155 Beecroft Rd	Condo	1	1	35	\$375K	\$370K
	2007, 131 Beecroft Rd	Condo	2	2	7	\$619K	\$619K
	3101, 4978 Yonge St	Condo	1	1	43	\$489K	\$465K
21 October, 2017	1508, 4968 Yonge St	Condo	1	1	32	\$479K	\$465K
24 October, 2017	2705, 4978 Yonge St	Condo	2	2	49	\$598K	\$575K
26 October, 2017	92 Harlandale Ave	Detached	3	3	27	\$1,899K	\$1,778K
27 October, 2017	322 Johnston Ave	Detached	3	2	51	\$1,398K	\$1,320K
31 October, 2017	231 Armour Blvd	Detached	4	4	33	\$1,995K	\$1,875K
	605, 153 Beecroft Rd	Condo	2	2	25	\$588K	\$572K
1 November, 2017	249 Florence Ave	Detached	3	3	27	\$1,595K	\$1,500K
4 November, 2017	1506, 100 Upper Madison Ave	Condo	2	2	18	\$679K	\$675K
6 November, 2017	3015, 4968 Yonge St	Condo	3	2	35	\$688K	\$660K
7 November, 2017	46 Gwendolen Ave	Detached	3	2	55	\$1,650K	\$1,535K
10 November, 2017	211 Johnston Ave	Detached	4	6	43	\$3,288K	\$2,965K
	3108, 4968 Yonge St	Condo	1	1	52	\$480K	\$470K
	4005, 9 Bogert Ave	Condo	2	2	2	\$750K	\$750K
13 November, 2017	1101, 11 Bogert Ave	Condo	1	2	3	\$598K	\$596K
14 November, 2017	135 Cameron Ave	Detached	4	3	1	\$1,800K	\$1,800K
17 November, 2017	324 Ridley Blvd	Detached	4	3	4	\$1,649K	\$1,649K
	1903, 11 Bogert Ave	Condo	2	2	39	\$943K	\$925K
18 November, 2017	116 Bombay Ave	Detached	3	3	2	\$1,875K	\$1,950K
20 November, 2017	2712, 4978 Yonge St	Condo	2	1	25	\$569K	\$558K
21 November, 2017	80 Bidewell Ave	Detached	3	3	7	\$1,648K	\$1,699K
	1705, 155 Beecroft Rd	Condo	2	1	11	\$488K	\$480K
	2312, 155 Beecroft Rd	Condo	1	1	11	\$390K	\$425K
22 November, 2017	88 Poyntz Ave	Detached	4	3	6	\$1,625K	\$1,620K
	501, 9 Bogert Ave	Condo	2	2	7	\$599K	\$650K

Data

Month, Day, Year of Sold Date	Address1	Property Type	Bedrooms	Washrooms	Days on the Market	List Price	Sold Price
23 November, 2017	17 Gwendolen Ave	Detached	4	2	3	\$1,895K	\$1,750K
	605, 9 Bogert Ave	Condo	1	2	20	\$550K	\$540K
24 November, 2017	3009, 4968 Yonge St	Condo	2	1	15	\$559K	\$558K
26 November, 2017	1708, 9 Bogert Ave	Condo	2	2	27	\$730K	\$715K
1 December, 2017	70 Florence Ave	Detached	2	2	17	\$1,199K	\$1,225K
	2210, 4968 Yonge St	Condo	1	1	15	\$400K	\$392K
	2309, 4968 Yonge St	Condo	2	1	8	\$549K	\$530K
4 December, 2017	112 Elmhurst Ave	Detached	4	2	0	\$1,450K	\$1,450K
6 December, 2017	808, 153 Beecroft Rd	Condo	1	1	20	\$380K	\$381K
8 December, 2017	402, 131 Beecroft Rd	Condo	1	2	18	\$649K	\$600K
12 December, 2017	3005, 155 Beecroft Rd	Condo	2	1	21	\$470K	\$468K
13 December, 2017	Ph105, 4968 Yonge St	Condo	3	3	48	\$1,200K	\$1,038K
18 December, 2017	1505, 155 Beecroft Rd	Condo	2	1	27	\$470K	\$465K
19 December, 2017	5 Audubon Crt	Detached	4	4	147	\$2,579K	\$2,330K
20 December, 2017	1704, 33 Elmhurst Ave	Condo	2	2	69	\$780K	\$750K
22 December, 2017	808, 4978 Yonge St	Condo	1	1	7	\$480K	\$470K
27 December, 2017	38 Cameron Ave	Detached	4	4	25	\$2,248K	\$2,150K
	Ph205, 4978 Yonge St	Condo	3	3	23	\$1,296K	\$1,292K
31 December, 2017	3907, 9 Bogert Ave	Condo	2	2	55	\$897K	\$868K
14 January, 2018	Ph101, 155 Beecroft Rd	Condo	1	1	3	\$400K	\$410K
15 January, 2018	200 Elmhurst Ave	Detached	3	2	10	\$1,499K	\$1,423K
	3201, 4978 Yonge St	Condo	1	1	0	\$475K	\$480K
16 January, 2018	171 Poyntz Ave	Detached	3	1	17	\$1,758K	\$1,550K
	349 Ridley Blvd	Detached	4	3	46	\$2,185K	\$2,080K
19 January, 2018	216 Harlandale Ave	Detached	4	6	51	\$2,580K	\$2,400K
21 January, 2018	2201, 153 Beecroft Rd	Condo	2	2	2	\$539K	\$562K
22 January, 2018	3610, 4968 Yonge St	Condo	1	1	12	\$400K	\$403K
14 February, 2018	1010, 155 Beecroft Rd	Condo	1	1	12	\$400K	\$414K

Data

Month, Day, Year of Sold Date	Address1	Property Type	Bedrooms	Washrooms	Days on the Market	List Price	Sold Price
18 February, 2018	36 York Downs Dr	Detached	4	2	10	\$1,890K	\$1,865K
21 February, 2018	1201, 153 Beecroft Rd	Condo	2	2	2	\$586K	\$590K
22 February, 2018	2015, 155 Beecroft Rd	Condo	2	2	1	\$599K	\$595K
23 February, 2018	16 Gwendolen Ave	Detached	2	3	29	\$1,728K	\$1,645K
26 February, 2018	902, 11 Bogert Ave	Condo	2	2	35	\$888K	\$840K
	2007, 9 Bogert Ave	Condo	2	2	69	\$839K	\$810K
27 February, 2018	11 Brentwood Ave	Detached	4	4	103	\$2,230K	\$2,050K
	1205, 4978 Yonge St	Condo	1	1	4	\$428K	\$420K
28 February, 2018	2512, 155 Beecroft Rd	Condo	1	1	6	\$400K	\$474K
1 March, 2018	2808, 100 Upper Madison Ave	Condo	3	3	93	\$1,500K	\$1,370K
2 March, 2018	123 Florence Ave	Detached	4	3	1	\$2,099K	\$2,000K
6 March, 2018	8 Edinburgh Dr	Detached	3	3	5	\$1,499K	\$1,510K
	1904, 33 Elmhurst Ave	Condo	2	2	13	\$960K	\$935K
7 March, 2018	710, 4968 Yonge St	Condo	2	1	1	\$595K	\$586K
9 March, 2018	1003, 131 Beecroft Rd	Condo	2	2	58	\$995K	\$960K
13 March, 2018	1702, 33 Elmhurst Ave	Condo	2	2	5	\$1,199K	\$1,200K
15 March, 2018	705, 4968 Yonge St	Condo	1	1	5	\$440K	\$445K
16 March, 2018	167 Bogert Ave	Detached	3	3	8	\$1,249K	\$1,350K
20 March, 2018	22 Johnston Ave	Detached	3	4	3	\$1,604K	\$1,530K
22 March, 2018	313 Johnston Ave	Detached	4	4	13	\$2,749K	\$2,600K
24 March, 2018	2305, 155 Beecroft Rd	Condo	2	1	2	\$488K	\$488K
26 March, 2018	1716, 4968 Yonge St	Condo	3	2	22	\$689K	\$715K
	2708, 100 Upper Madison Ave	Condo	2	2	6	\$798K	\$850K
28 March, 2018	1710, 155 Beecroft Rd	Condo	1	1	8	\$430K	\$430K