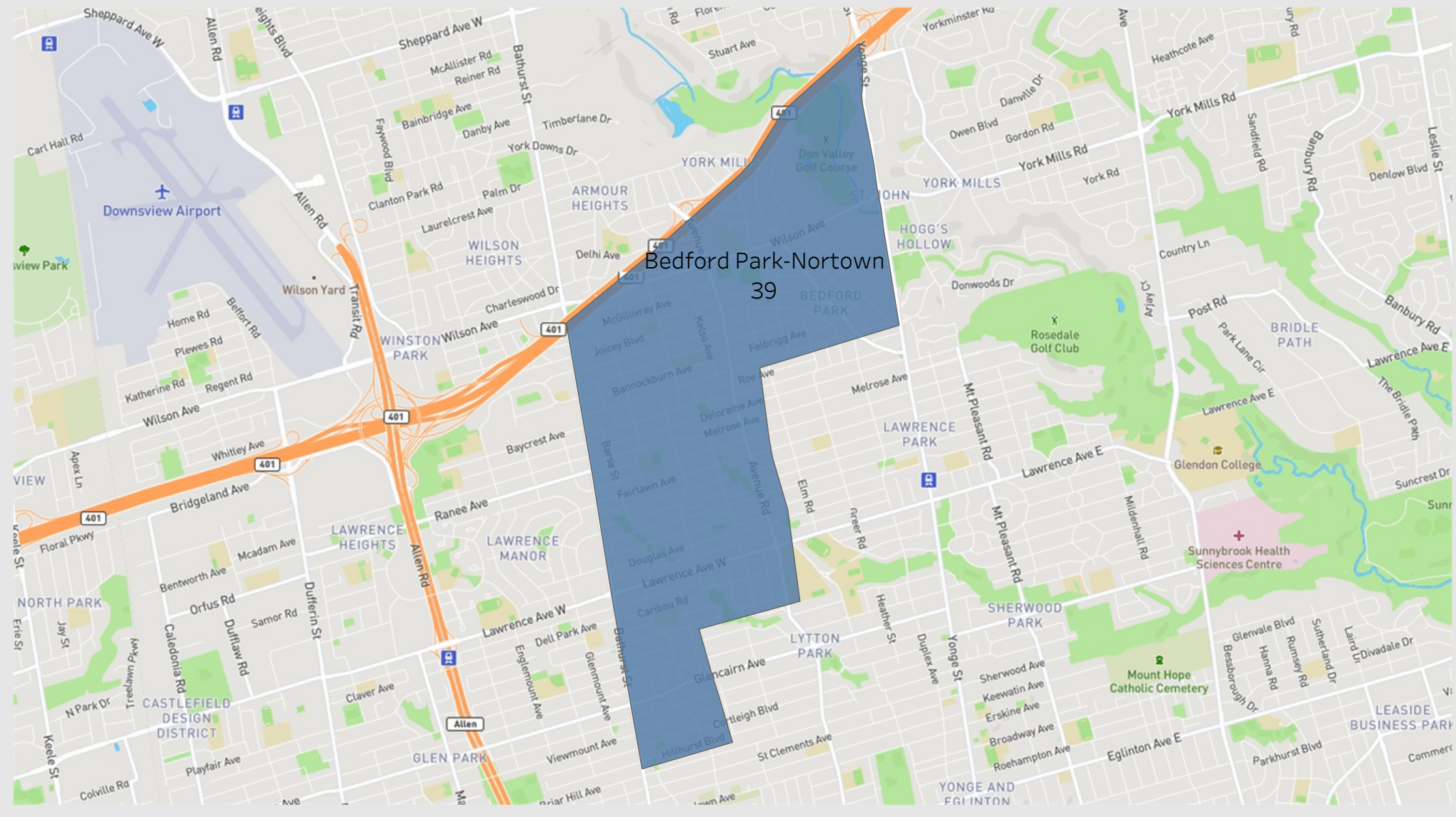
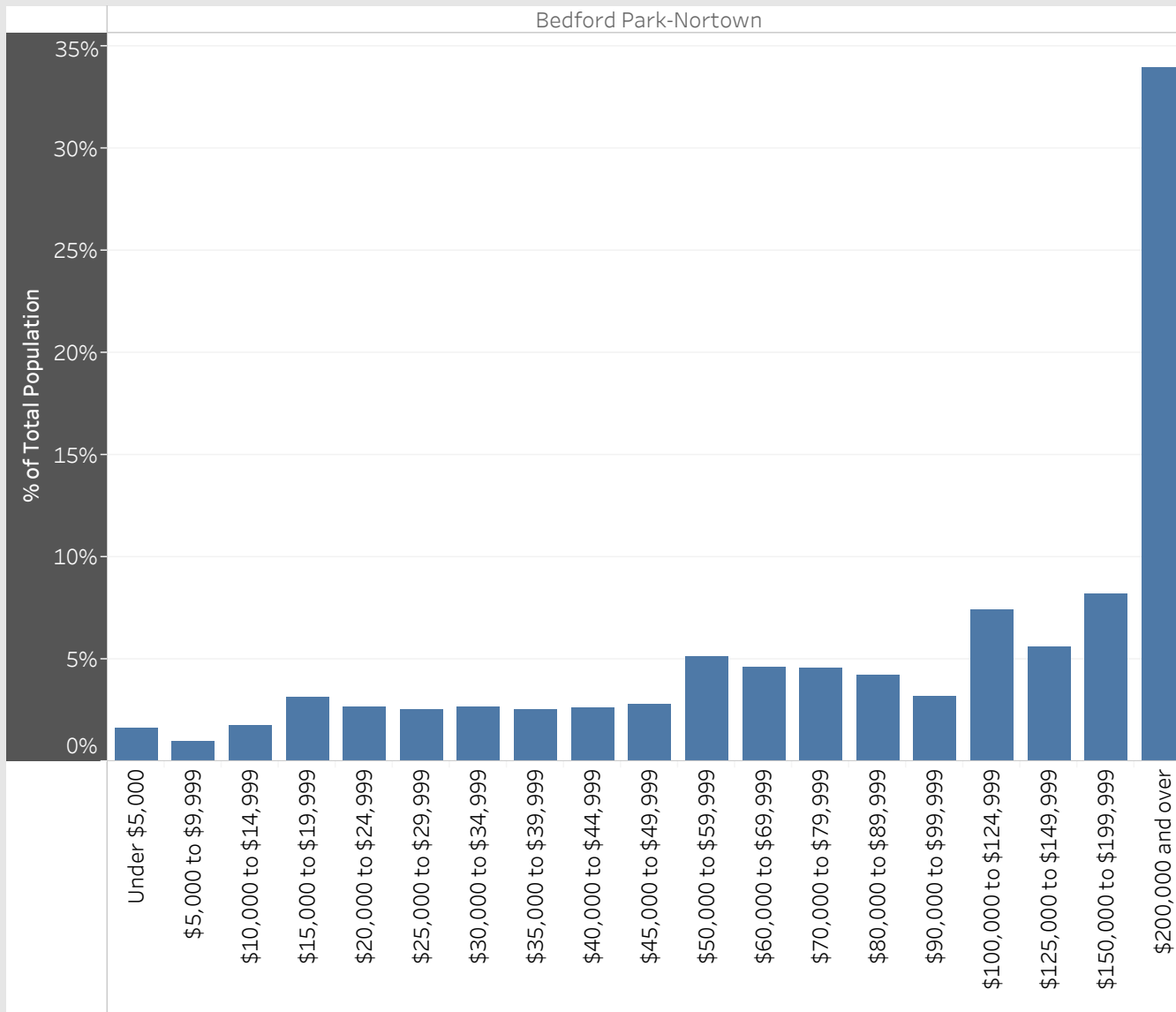


Bedford Park-Nortown
Neighbourhood Breakdown
July 1st, 2015 - March 31st, 2018

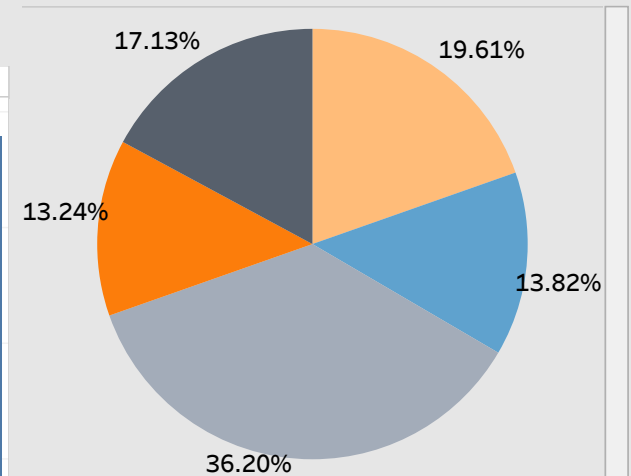


2016 StatsCan Data

Household Income in Bedford Park-Nortown



Age



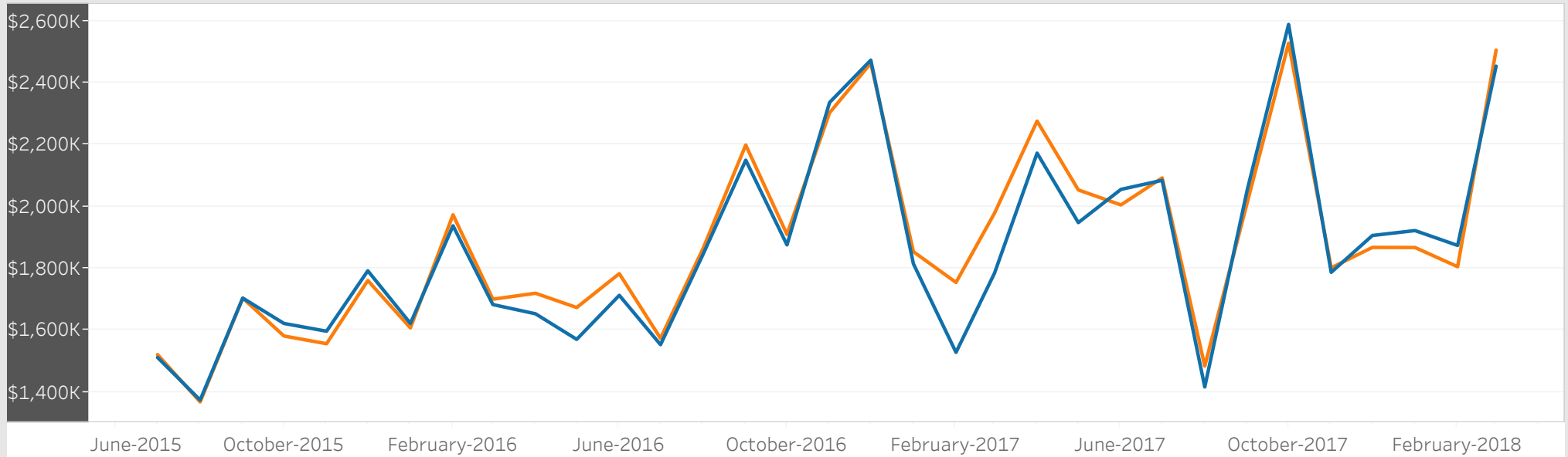
- Children (0-14 years)
- Youth (15-24 years)
- Working Age (25-54 years)
- Pre-retirement (55-64 years)
- Seniors (65+ years)

Visible Minorities

Not a visible minority	79.04%
Filipino	7.74%
Chinese	4.46%
South Asian	1.97%
Latin American	1.49%
Black	1.36%
West Asian	1.32%
Korean	0.84%
Multiple visible minorities	0.74%
Arab	0.39%
Southeast Asian	0.32%
Japanese	0.28%
Visible minority; n.i.e.	0.04%

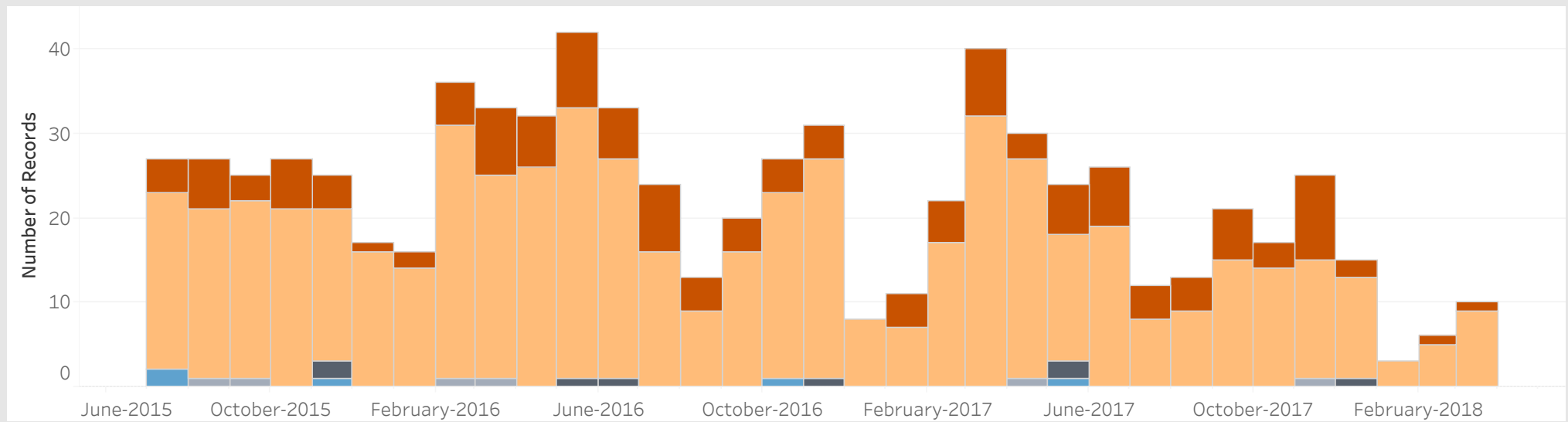
Average Sold Price vs. Average Ask Price in Bedford Park-Nortown

■ Avg. List Price ■ Avg. Sold Price



Properties Sold in Bedford Park-Nortown by Month

■ Condo ■ Detached ■ Semi-Detached ■ Townhouse ■ Other



Data

Month, Day, Year of Sold Date	Address1	Property Type	Bedrooms	Washrooms	Days on the Market	List Price	Sold Price
1 July, 2015	90 Mcgillivray Ave, Toronto	Detached	4	5	29	\$1,869K	\$1,869K
3 July, 2015	344 Brooke Ave, Toronto	Detached	3	4	24	\$1,449K	\$1,525K
6 July, 2015	109 Carmichael Ave, Toronto	Detached	3	3	1	\$1,395K	\$1,450K
7 July, 2015	461 St Germain Ave, Toronto	Detached	4	5	14	\$2,120K	\$2,050K
9 July, 2015	31 Felbrigg Ave, Toronto	Detached	3	2	3	\$1,879K	\$1,940K
	502, 271 Ridley Blvd, Toronto	Condo	2	1	36	\$300K	\$285K
	531 Bedford Park Rd, Toronto	Detached	4	5	2	\$2,150K	\$2,090K
11 July, 2015	58 Alexandra Wood, Toronto	Detached	3	2	7	\$1,595K	\$1,635K
12 July, 2015	187 Brooke Ave, Toronto	Detached	2	2	5	\$1,189K	\$1,470K
	807, 271 Ridley Blvd, Toronto	Condo	2	1	33	\$350K	\$340K
14 July, 2015	52 Carmichael Ave, Toronto	Detached	4	5	37	\$1,949K	\$1,915K
16 July, 2015	109 Brooke Ave, Toronto	Detached	3	2	3	\$1,299K	\$1,500K
19 July, 2015	42 Delhi Ave, Toronto	Detached	4	3	34	\$1,499K	\$1,480K
	50 Sylvan Valley Way, Toronto	Townhouse	3	3		\$700K	\$710K
21 July, 2015	109 Mcgillivray Ave, Toronto	Detached	3	2	8	\$899K	\$1,160K
22 July, 2015	62 Sylvan Valley Way , Toronto	Townhouse	3	3	8	\$849K	\$840K
23 July, 2015	77 Haddington Ave, Toronto	Detached	4	5	3	\$1,889K	\$1,885K
	477 Deloraine Ave, Toronto	Detached	4	6	8	\$2,949K	\$2,820K
	593 Deloraine Ave, Toronto	Detached	3	3	36	\$1,150K	\$1,100K
24 July, 2015	401, 3900 Yonge St, Toronto	Condo	2	3	5	\$1,100K	\$1,218K
26 July, 2015	104 Carmichael Ave, Toronto	Detached	4	4	42	\$1,650K	\$1,600K
	235 Snowdon Ave, Toronto	Detached	3	2	3	\$1,485K	\$1,485K
27 July, 2015	46 Sandringham Dr, Toronto	Detached	3	4		\$3,195K	\$2,900K
	83 Burncrest Dr, Toronto	Detached	4	5	21	\$1,888K	\$1,800K
	287 Old Orchard Grve, Toronto	Detached	2	1	7	\$1,149K	\$1,226K
28 July, 2015	356 Bedford Park Ave, Toronto	Detached	4	5	34	\$2,429K	\$2,340K
30 July, 2015	1406, 271 Ridley Blvd, Toronto	Condo	2	2	3	\$455K	\$450K
1 August, 2015	43 Shelborne Ave, Toronto	Detached	4	5	26	\$1,399K	\$1,375K

Data

Month, Day, Year of Sold Date	Address1	Property Type	Bedrooms	Washrooms	Days on the Market	List Price	Sold Price
2 August, 2015	373 Joicey Blvd, Toronto	Detached	4	5	33	\$1,895K	\$1,823K
3 August, 2015	433 Lawrence Ave, Toronto	Other	4	3	56	\$930K	\$840K
4 August, 2015	267 Joicey Blvd, Toronto	Detached	4	4	7	\$2,195K	\$2,150K
6 August, 2015	410, 1555 Avenue Rd, Toronto	Condo	1	2	14	\$395K	\$390K
10 August, 2015	116 Brooke Ave, Toronto	Detached	3	2	7	\$1,500K	\$1,526K
12 August, 2015	254 Elm Rd, Toronto	Detached	4	1	7	\$999K	\$1,035K
13 August, 2015	41 Carmichael Ave, Toronto	Detached	3	4	67	\$1,575K	\$1,490K
	262 Yonge Blvd, Toronto	Detached	3	3	10	\$1,350K	\$1,352K
	507 Cranbrooke Ave, Toronto	Detached	2	1	2	\$795K	\$1,025K
15 August, 2015	1215, 268 Ridley Blvd, Toronto	Condo	2	2	45	\$560K	\$545K
17 August, 2015	30 Kimbark Blvd, Toronto	Detached	3	2	8	\$1,195K	\$1,435K
	393 Old Orchard Grve, Toronto	Detached	3	2	14	\$989K	\$958K
18 August, 2015	464 Woburn Ave, Toronto	Detached	3	4	15	\$1,699K	\$1,600K
19 August, 2015	113, 268 Ridley Blvd, Toronto	Condo	2	2	44	\$439K	\$430K
20 August, 2015	360 Deloraine Ave, Toronto	Detached	2	2	16	\$1,198K	\$1,190K
	409 Deloraine Ave, Toronto	Detached	2	1	1	\$990K	\$1,150K
	483 Douglas Ave, Toronto	Detached	4	5	16	\$2,795K	\$2,795K
	635 St Germain Ave, Toronto	Detached	4	4	15	\$1,400K	\$1,285K
22 August, 2015	332 Douglas Ave, Toronto	Detached	4	7	89	\$2,980K	\$2,850K
23 August, 2015	411, 40 Sylvan Valleyway , Toronto	Condo	3	2	13	\$579K	\$574K
25 August, 2015	536 Old Orchard Grve, Toronto	Detached	4	4	1	\$1,739K	\$1,739K
27 August, 2015	38 Delhi Ave, Toronto	Detached	3	2	4	\$998K	\$1,060K
	184 Dunblaine Ave, Toronto	Detached	4	6	17	\$2,050K	\$1,995K
	450 Glencairn Ave, Toronto	Detached	5	5	67	\$3,395K	\$3,310K
30 August, 2015	502, 3800 Yonge St, Toronto	Condo	2	2	108	\$579K	\$560K
	809, 265 Ridley Blvd, Toronto	Condo	2	2	20	\$499K	\$475K
7 September, 2015	110 Carmichael Ave, Toronto	Detached	3	2	6	\$949K	\$1,025K
	412 Fairlawn Ave, Toronto	Detached	4	6	89	\$3,795K	\$3,550K

Data

Month, Day, Year of Sold Date	Address1	Property Type	Bedrooms	Washrooms	Days on the Market	List Price	Sold Price
9 September, 2015	285 Yonge Blvd, Toronto	Detached	4	3	2	\$979K	\$1,040K
	331 Douglas Ave, Toronto	Detached	3	4	2	\$1,836K	\$1,841K
13 September, 2015	91 Joicey Blvd, Toronto	Detached	5	4	27	\$2,395K	\$2,331K
	444 Elm Rd, Toronto	Detached	2	2	18	\$1,195K	\$1,180K
15 September, 2015	1 Dunblaine Ave, Toronto	Detached	1	2	19	\$1,249K	\$1,185K
	305 Yonge Blvd, Toronto	Detached	3	4	149	\$1,745K	\$1,600K
	342 Douglas Ave, Toronto	Detached	4	6	20	\$2,938K	\$2,880K
16 September, 2015	35 Carmichael Ave, Toronto	Detached	2	2	8	\$895K	\$1,110K
	87 Felbrigg Ave, Toronto	Detached	4	5	9	\$1,649K	\$1,590K
	158 Haddington Ave, Toronto	Detached	4	5	9	\$2,095K	\$2,080K
	582 Woburn Ave, Toronto	Detached	5	5	9	\$1,698K	\$1,650K
17 September, 2015	379A Fairlawn Ave, Toronto	Other	4	4	64	\$1,595K	\$1,535K
	665 Bedford Park Ave, Toronto	Detached	4	5	1	\$1,869K	\$1,918K
20 September, 2015	402, 1555 Avenue Rd, Toronto	Condo	1	1	3	\$369K	\$369K
	641 St. Germain Ave, Toronto	Detached	4	4	25	\$1,395K	\$1,305K
	736, 3600 Yonge St, Toronto	Condo	2	3	6	\$1,395K	\$1,400K
21 September, 2015	26 Mason Blvd, Toronto	Detached	4	4	7	\$2,399K	\$2,320K
24 September, 2015	314, 40 Sylvan Valleyway , Toronto	Condo	3	2	6	\$600K	\$592K
25 September, 2015	408 St Germain Ave, Toronto	Detached	4	4	12	\$1,695K	\$1,675K
27 September, 2015	157 Ridley Blvd, Toronto	Detached	4	2	6	\$1,698K	\$2,156K
28 September, 2015	30 Otter Cres, Toronto	Detached	3	2	7	\$1,300K	\$1,508K
	86 Esgore Dr, Toronto	Detached	4	5	14	\$3,399K	\$3,260K
29 September, 2015	576 Woburn Ave, Toronto	Detached	4	4	1	\$1,469K	\$1,499K
1 October, 2015	534 Douglas Ave, Toronto	Detached	3	3	36	\$1,280K	\$1,140K
2 October, 2015	538, 3600 Yonge St, Toronto	Condo	2	3	8	\$1,299K	\$1,299K
4 October, 2015	32 Felbrigg Ave, Toronto	Detached	4	5	17	\$3,079K	\$2,950K
	115 Dunblaine Ave, Toronto	Detached	4	5	20	\$2,249K	\$2,143K
	403, 40 Sylvan Valley Way, Toronto	Condo	3	2	6	\$550K	\$535K

Data

Month, Day, Year of Sold Date	Address1	Property Type	Bedrooms	Washrooms	Days on the Market	List Price	Sold Price
6 October, 2015	119 Kelso Ave, Toronto	Detached	4	5	22	\$1,898K	\$1,850K
	596 Deloraine Ave, Toronto	Detached	3	4	7	\$1,379K	\$1,340K
7 October, 2015	510 Douglas Ave, Toronto	Detached	4	6	29	\$2,688K	\$2,625K
8 October, 2015	96 De Vere Gdns, Toronto	Detached	4	7	7	\$3,248K	\$3,225K
	99 Shelborne Ave, Toronto	Detached	5	6	30	\$1,099K	\$1,090K
11 October, 2015	367 Lawrence Ave, Toronto	Detached	3	2	7	\$850K	\$840K
15 October, 2015	37 Kelso Ave, Toronto	Detached	4	4	30	\$1,749K	\$1,640K
	325 Douglas Ave, Toronto	Detached	3	3	64	\$1,488K	\$1,410K
	816, 3900 Yonge St, Toronto	Condo	2	2	10	\$689K	\$689K
18 October, 2015	415, 3800 Yonge St, Toronto	Condo	2	3	4	\$1,259K	\$1,300K
19 October, 2015	359 Fairlawn Ave, Toronto	Detached	4	5	36	\$1,798K	\$1,690K
	505 Fairlawn Ave, Toronto	Detached	4	4	5	\$1,749K	\$1,800K
24 October, 2015	7 Bannockburn Ave, Toronto	Detached	4	5	47	\$2,499K	\$2,425K
25 October, 2015	10 Ravenhill Rd, Toronto	Detached	4	3	4	\$1,649K	\$1,620K
26 October, 2015	9 Shelborne Ave, Toronto	Detached	4	4	6	\$1,295K	\$1,435K
27 October, 2015	704, 3555 Bathurst St, Toronto	Condo	2	1	21	\$150K	\$140K
28 October, 2015	198 Carmichael Ave, Toronto	Detached	4	5	20	\$1,845K	\$1,759K
	567 Melrose Ave, Toronto	Detached	4	5	8	\$1,799K	\$1,785K
29 October, 2015	704 Woburn Ave, Toronto	Detached	4	6	64	\$2,500K	\$2,350K
30 October, 2015	194 Bedford Park Ave, Toronto	Detached	3	4	26	\$1,529K	\$1,510K
	1013, 268 Ridley Blvd, Toronto	Condo	2	2	3	\$430K	\$420K
31 October, 2015	407 Deloraine Ave, Toronto	Detached	4	5	11	\$1,749K	\$1,692K
1 November, 2015	74A Bedford Park Ave, Toronto	Detached	4	5	10	\$1,895K	\$1,820K
8 November, 2015	73 Haddington Ave, Toronto	Detached	4	5	10	\$1,950K	\$1,902K
	114 Haddington Ave, Toronto	Detached	3	3	18	\$1,480K	\$1,385K
	905, 271 Ridley Blvd, Toronto	Condo	2	2	4	\$379K	\$373K
9 November, 2015	10 Glen Rush Blvd, Toronto	Detached	4	4	7	\$1,099K	\$1,397K
	331 Joicey Blvd, Toronto	Detached	4	3	182	\$1,658K	\$1,560K

Data

Month, Day, Year of Sold Date	Address1	Property Type	Bedrooms	Washrooms	Days on the Market	List Price	Sold Price
10 November, 2015	277 Brooke Ave, Toronto	Detached	5	5	15	\$2,295K	\$2,170K
	286 Melrose Ave, Toronto	Detached	4	5	22	\$2,085K	\$2,020K
12 November, 2015	483 Lytton Blvd, Toronto	Detached	3	5	25	\$1,995K	\$1,900K
16 November, 2015	204, 271 Ridley Blvd, Toronto	Condo	2	2	74	\$365K	\$359K
18 November, 2015	29 Bannockburn Ave, Toronto	Detached	4	4	20	\$1,975K	\$1,880K
	150 Dunblaine Ave, Toronto	Detached	4	6	22	\$2,538K	\$2,468K
	316, 40 Sylvan Valleyway , Toronto	Condo	3	3	13	\$600K	\$580K
	528 Deloraine Ave, Toronto	Detached	4	7	56	\$3,149K	\$2,950K
20 November, 2015	42 Carmichael Ave, Toronto	Detached	2	2		\$1,330K	\$1,330K
	122 Fairlawn Ave, Toronto	Semi-Detached	3	2	16	\$1,100K	\$1,050K
21 November, 2015	454 Woburn Ave, Toronto	Detached	4	6	10	\$1,698K	\$1,650K
22 November, 2015	387 Glengrove Ave, Toronto	Detached	4	5	49	\$2,650K	\$2,540K
	482 Lytton Blvd, Toronto	Semi-Detached	3	4	14	\$1,375K	\$1,350K
	2675A Bathurst St, Toronto	Townhouse	4	3	38	\$829K	\$795K
23 November, 2015	343 Melrose Ave, Toronto	Detached	3	2	6	\$795K	\$1,000K
24 November, 2015	118 Melrose Ave, Toronto	Detached	4	5	13	\$2,099K	\$2,060K
	517, 3800 Yonge St, Toronto	Condo	2	3	21	\$1,369K	\$1,340K
28 November, 2015	79 Marmion Ave, Toronto	Detached	4	5	1	\$1,868K	\$1,803K
30 November, 2015	216 Carmichael Ave, Toronto	Detached	4	5	15	\$1,349K	\$1,235K
3 December, 2015	447 Glengrove Ave, Toronto	Detached	3	1	98	\$1,250K	\$1,120K
6 December, 2015	142 Ridley Blvd, Toronto	Detached	4	3	6	\$1,949K	\$2,236K
	389 Douglas Ave, Toronto	Detached	4	5	12	\$1,895K	\$1,905K
8 December, 2015	16 Stormont Ave, Toronto	Detached	4	3	9	\$1,249K	\$1,401K
	490 Bedford Park Ave, Toronto	Detached	4	5	21	\$2,295K	\$2,170K
9 December, 2015	802, 3800 Yonge St, Toronto	Condo	2	2	10	\$590K	\$585K
10 December, 2015	140 Caribou Rd, Toronto	Detached	5	6	21	\$1,998K	\$1,950K
13 December, 2015	361 Douglas Ave, Toronto	Detached	3	4	6	\$1,069K	\$1,210K
	365 Old Orchard Grve, Toronto	Detached	3	4	26	\$1,379K	\$1,336K

Data

Month, Day, Year of Sold Date	Address1	Property Type	Bedrooms	Washrooms	Days on the Market	List Price	Sold Price
16 December, 2015	688 Woburn Ave, Toronto	Detached	4	6	29	\$2,638K	\$2,525K
17 December, 2015	454 Elm Rd, Toronto	Detached	4	5	29	\$2,099K	\$2,045K
22 December, 2015	21 Sandringham Dr, Toronto	Detached	3	3	90	\$2,250K	\$2,000K
	330 Joicey Blvd, Toronto	Detached	4	6	26	\$2,999K	\$2,815K
	421 Melrose Ave, Toronto	Detached	2	2	9	\$895K	\$1,025K
28 December, 2015	562 Fairlawn Ave, Toronto	Detached	4	6	54	\$2,688K	\$2,500K
29 December, 2015	374 Deloraine Ave, Toronto	Detached	4	4	14	\$1,679K	\$1,630K
30 December, 2015	105 Otter Cres, Toronto	Detached	3	4	59	\$1,545K	\$1,480K
10 January, 2016	393 Melrose Ave, Toronto	Detached	4	5	7	\$1,885K	\$1,800K
14 January, 2016	22 Carmichael Ave, Toronto	Detached	4	5	9	\$2,099K	\$2,050K
	1503, 265 Ridley Blvd, Toronto	Condo	2	2	10	\$500K	\$490K
17 January, 2016	414 Deloraine Ave, Toronto	Detached	2	1	129	\$1,150K	\$1,101K
18 January, 2016	70 Roe Ave, Toronto	Detached	4	5	5	\$2,149K	\$2,105K
	369 Old Orchard Grve, Toronto	Detached	3	4	68	\$1,985K	\$1,885K
19 January, 2016	49 Mason Blvd, Toronto	Detached	3	5	8	\$2,689K	\$2,506K
24 January, 2016	597B Old Orchard Grve	Detached	4	4	5	\$1,399K	\$1,515K
25 January, 2016	24 Roe Ave	Detached	3	2	2	\$1,330K	\$1,303K
26 January, 2016	53 St. Germain Ave	Detached	4	3	55	\$1,359K	\$1,300K
	114 Melrose Ave	Detached	3	1	8	\$1,195K	\$1,368K
27 January, 2016	301 Old Orchard Grve	Detached	3	2	2	\$1,150K	\$1,360K
	428 Lytton Blvd	Detached	5	6	1	\$2,769K	\$2,680K
28 January, 2016	115 Kelso Ave	Detached	4	7	113	\$2,338K	\$2,350K
	576 Fairlawn Ave	Detached	4	4	16	\$1,600K	\$1,570K
29 January, 2016	501, 40 Sylvan Valley Way	Condo	1	1	8	\$359K	\$340K
2 February, 2016	165 Ridley Blvd	Detached	4	6	27	\$4,298K	\$4,173K
	340B Glengarry Ave	Detached	3	4	7	\$1,679K	\$1,730K
4 February, 2016	118 Brooke Ave	Detached	4	5	20	\$2,498K	\$2,450K
	204, 3900 Yonge St	Condo	3	3	65	\$1,050K	\$1,025K

Data

Month, Day, Year of Sold Date	Address1	Property Type	Bedrooms	Washrooms	Days on the Market	List Price	Sold Price
4 February, 2016	470 Cranbrooke Ave	Detached	4	6	80	\$3,189K	\$3,050K
5 February, 2016	208 Hillhurst Blvd	Detached	4	4	4	\$1,995K	\$1,975K
	340 Joicey Blvd	Detached	4	6	32	\$2,695K	\$2,675K
	473 Brookdale Ave	Detached	4	4	16	\$2,029K	\$1,980K
8 February, 2016	16 Carmichael Ave	Detached	4	4	5	\$1,629K	\$1,635K
	26 De Vere Gdns	Detached	4	6	25	\$4,095K	\$4,000K
	149 Brooke Ave	Detached	3	4	7	\$1,795K	\$2,070K
9 February, 2016	83 Joicey Blvd	Detached	4	4	6	\$2,595K	\$2,530K
	304, 3900 Yonge St	Condo	2	3	7	\$998K	\$1,000K
	391 Cortleigh Blvd	Detached	5	7	56	\$3,299K	\$3,150K
10 February, 2016	18 Dunblaine Ave	Detached	4	5	30	\$2,399K	\$2,350K
	35 Shelborne Ave	Detached	4	5	1	\$2,498K	\$2,498K
11 February, 2016	125 Grey Rd	Detached	4	6	31	\$2,495K	\$2,450K
12 February, 2016	93 Burncrest Dr	Detached	2	2	18	\$959K	\$950K
	273 Joicey Blvd	Detached	4	5	10	\$2,589K	\$2,570K
17 February, 2016	310, 268 Ridley Blvd	Condo	1	1	30	\$295K	\$286K
18 February, 2016	190 Haddington Ave	Detached	4	5	18	\$2,498K	\$2,490K
	530 Fairlawn Ave	Other		0	38	\$1,599K	\$1,550K
21 February, 2016	144B Bannockburn Ave	Detached	4	5	34	\$1,649K	\$1,570K
	347 Fairlawn Ave	Detached	4	4	4	\$2,049K	\$2,192K
22 February, 2016	33 Mcgillivray Ave	Detached	2	2	5	\$768K	\$1,295K
	160 Cortleigh Blvd	Detached	4	3	6	\$1,895K	\$2,301K
	354 Old Orchard Grve	Detached	3	4	19	\$1,489K	\$1,449K
	575 Deloraine Ave	Detached	4	5	4	\$1,779K	\$1,770K
23 February, 2016	210 Yonge Blvd	Detached	3	3	5	\$1,090K	\$1,180K
	808, 3555 Bathurst St	Condo	2	2	127	\$198K	\$188K
24 February, 2016	9 Carmichael Ave	Detached	4	5	1	\$2,189K	\$2,190K
	389 Glengrove Ave	Detached	4	5	6	\$1,388K	\$1,720K

Data

Month, Day, Year of Sold Date	Address1	Property Type	Bedrooms	Washrooms	Days on the Market	List Price	Sold Price
25 February, 2016	327 Melrose Ave	Detached	4	4	3	\$1,579K	\$1,660K
27 February, 2016	539, 3600 Yonge St	Condo	2	2	1	\$1,150K	\$1,185K
28 February, 2016	28 Haddon St	Detached	4	2	6	\$1,249K	\$1,421K
29 February, 2016	116 Fairlawn Ave	Detached	4	5	7	\$2,098K	\$2,321K
2 March, 2016	204 Brooke Ave	Detached	3	4	1	\$1,350K	\$1,600K
	386 Bedford Park Ave	Detached	4	5	15	\$2,795K	\$2,650K
4 March, 2016	473 Glengarry Ave	Detached	4	6	30	\$2,592K	\$2,449K
5 March, 2016	552 Old Orchard Grve	Detached	4	5	1	\$1,895K	\$2,259K
7 March, 2016	458 Glengarry Ave	Detached	2	3	7	\$1,289K	\$1,469K
8 March, 2016	66 Carmichael Ave	Detached	2	2	6	\$1,395K	\$1,600K
	483 Woburn Ave	Detached	4	5	4	\$1,800K	\$1,738K
9 March, 2016	1 Westgrove Cres	Detached	4	5	49	\$2,898K	\$2,848K
	63 Mcgillivray Ave	Detached	4	5	43	\$2,398K	\$2,308K
	104, 3900 Yonge St	Condo	2	3	34	\$949K	\$943K
	106, 3800 Yonge St	Condo	2	2	13	\$730K	\$698K
10 March, 2016	403, 265 Ridley Blvd	Condo	2	2	2	\$500K	\$541K
11 March, 2016	101 Carmichael Ave	Detached	4	4	11	\$1,498K	\$1,495K
15 March, 2016	104, 3900 Yonge St, Toronto	Condo	2	3	134	\$998K	\$943K
	598 Woburn Ave	Detached	3	4	6	\$1,365K	\$1,318K
17 March, 2016	437 Lawrence Ave W	Other	4	3	2	\$950K	\$1,057K
	440 Glengrove Ave W	Detached	3	2	64	\$1,599K	\$1,565K
18 March, 2016	37 Glen Rush Blvd	Detached	5	6	4	\$2,499K	\$2,499K
	1002, 265 Ridley Blvd	Condo	2	2	1	\$385K	\$398K
20 March, 2016	807, 3555 Bathurst St	Condo	2	2	39	\$199K	\$195K
21 March, 2016	303 St Germain Ave	Detached	4	5	17	\$2,499K	\$2,370K
22 March, 2016	180 Roe Ave	Detached	4	4	0	\$2,298K	\$2,240K
	211 Joicey Blvd	Detached	4	5	1	\$1,695K	\$1,685K
	385 Melrose Ave	Detached	4	2	7	\$999K	\$1,315K

Data

Month, Day, Year of Sold Date	Address1	Property Type	Bedrooms	Washrooms	Days on the Market	List Price	Sold Price
24 March, 2016	207, 1717 Avenue Rd	Condo	1	2	50	\$650K	\$632K
25 March, 2016	611 St Germain Ave	Detached	4	5	3	\$2,749K	\$2,749K
27 March, 2016	2114 Avenue Rd	Detached	5	2	29	\$1,295K	\$1,170K
29 March, 2016	9 Burncrest Dr	Detached	4	6	8	\$2,289K	\$2,260K
	801, 3555 Bathurst St	Condo	2	2	13	\$189K	\$185K
30 March, 2016	8 Eastview Cres	Detached	3	2	1	\$1,899K	\$2,375K
	505 Brookdale Ave	Detached	4	6	28	\$3,249K	\$3,200K
31 March, 2016	41 Felbrigg Ave	Detached	4	7	36	\$4,148K	\$3,900K
	106 Frontenac Ave	Detached	2	2	55	\$1,500K	\$1,461K
1 April, 2016	4 Mcgillivray Ave	Detached	4	5	11	\$1,918K	\$1,880K
3 April, 2016	307, 3555 Bathurst St	Condo	2	2	41	\$197K	\$190K
4 April, 2016	539 Woburn Ave	Detached	4	4	7	\$1,629K	\$1,730K
5 April, 2016	66 Bannockburn Ave	Detached	4	5	6	\$1,999K	\$2,653K
	197 Carmichael Ave	Detached	3	2	6	\$1,115K	\$1,730K
	647 Woburn Ave	Detached	2	2	6	\$1,500K	\$1,650K
7 April, 2016	25 Otter Cres	Detached	5	4	0	\$1,889K	\$1,889K
8 April, 2016	23 Otter Cres	Detached	4	5	86	\$2,249K	\$2,140K
9 April, 2016	356 Fairlawn Ave	Detached	4	6	4	\$1,879K	\$1,905K
11 April, 2016	6 De Vere Gdns	Detached	4	3	6	\$2,895K	\$2,895K
13 April, 2016	24 Armour Blvd	Detached	3	4	39	\$999K	\$998K
	360 Fairlawn Ave	Detached	2	1	15	\$998K	\$1,055K
	1603, 265 Ridley Blvd	Condo	2	2	15	\$525K	\$510K
14 April, 2016	92 Mason Blvd	Detached	4	6	0	\$3,195K	\$3,125K
	396 Cortleigh Blvd	Detached	1	1	10	\$1,349K	\$1,344K
15 April, 2016	97 Esgore Dr	Detached	4	5	4	\$2,550K	\$2,560K
17 April, 2016	21 Dunblaine Ave	Detached	4	5	6	\$2,189K	\$2,189K
	189 Carmichael Ave	Detached	4	6	12	\$2,595K	\$2,550K
	304, 1717 Avenue Rd	Condo	2	3	17	\$1,379K	\$1,376K

Data

Month, Day, Year of Sold Date	Address1	Property Type	Bedrooms	Washrooms	Days on the Market	List Price	Sold Price
18 April, 2016	379B Fairlawn Ave	Detached	4	4	14	\$1,749K	\$1,725K
19 April, 2016	37 Carmichael Ave	Detached	3	4	6	\$1,449K	\$1,730K
	302, 219 Wilson Ave	Condo	1	1	26	\$245K	\$242K
	353 Fairlawn Ave	Detached	3	3	5	\$1,389K	\$1,600K
20 April, 2016	118 Cranbrooke Ave	Detached	3	4	1	\$1,495K	\$1,750K
21 April, 2016	102 Wilson Ave	Detached	4	2	1	\$1,088K	\$1,225K
22 April, 2016	578 Fairlawn Ave	Detached	3	4	106	\$1,479K	\$1,383K
24 April, 2016	526, 3600 Yonge St	Condo	1	2	12	\$625K	\$612K
26 April, 2016	42 Mason Blvd	Detached	4	6	22	\$4,695K	\$4,500K
	381 Old Orchard Grve	Detached	2	2	6	\$1,199K	\$1,204K
27 April, 2016	39 Ledbury St	Detached	2	2	6	\$1,188K	\$1,465K
28 April, 2016	315, 1717 Avenue Rd	Condo	1	2	84	\$678K	\$645K
	518 St Germain Ave	Detached	4	5	3	\$2,579K	\$2,578K
1 May, 2016	609, 265 Ridley Blvd	Condo	2	2	3	\$575K	\$575K
2 May, 2016	374 Douglas Ave	Detached	3	4	0	\$1,595K	\$1,850K
3 May, 2016	55 De Vere Gdns	Detached	3	3	6	\$1,895K	\$2,500K
	700 Woburn Ave	Detached	4	5	6	\$1,995K	\$2,175K
5 May, 2016	110 Kimbark Blvd	Detached	3	2	12	\$1,459K	\$1,400K
6 May, 2016	3 Mason Blvd	Detached	4	3	23	\$2,295K	\$2,175K
7 May, 2016	75 Burncrest Dr	Detached	5	5	5	\$1,899K	\$1,899K
	230 Carmichael Ave	Detached	3	3	5	\$1,449K	\$1,449K
9 May, 2016	104 Mcgillivary Ave	Detached	2	2	12	\$995K	\$1,265K
	601 Old Orchard Grve	Detached	4	3	8	\$1,200K	\$1,140K
10 May, 2016	8 Weetwood St	Detached	3	4	7	\$1,195K	\$1,800K
	276 Deloraine Ave	Semi-Detached	3	1	6	\$949K	\$1,100K
	402 Douglas Ave	Detached	4	5	9	\$1,988K	\$2,350K
	602, 265 Ridley Blvd	Condo	2	2	32	\$430K	\$415K
12 May, 2016	248 Hillhurst Blvd	Detached	3	4	2	\$1,589K	\$1,850K

Data

Month, Day, Year of Sold Date	Address1	Property Type	Bedrooms	Washrooms	Days on the Market	List Price	Sold Price
12 May, 2016	338 Fairlawn Ave	Detached	4	4	3	\$1,775K	\$1,908K
	519 Cranbrooke Ave	Detached	4	6	9	\$2,649K	\$2,600K
13 May, 2016	386 Glengarry Ave	Detached	4	4	9	\$1,950K	\$1,950K
	612, 40 Sylvan Valleyway Way	Condo	2	2	8	\$475K	\$492K
14 May, 2016	180 Caribou Rd	Detached	5	6	10	\$3,300K	\$3,120K
16 May, 2016	297 Joicey Blvd	Detached	3	2	6	\$1,195K	\$1,435K
	607, 265 Ridley Blvd	Condo	2	2	4	\$519K	\$585K
17 May, 2016	156 Falkirk St	Detached	4	6	7	\$2,749K	\$2,701K
	228 Strathallan Wood	Detached	7	5	8	\$2,195K	\$2,340K
18 May, 2016	325 Melrose Ave	Detached	4	5	7	\$1,995K	\$2,150K
	514 Cranbrooke Ave	Detached	4	5	7	\$2,499K	\$2,750K
19 May, 2016	40 Carmichael Ave	Detached	2	2	8	\$1,399K	\$1,600K
	508, 271 Ridley Blvd	Condo	2	2	11	\$379K	\$405K
	571 Fairlawn Ave	Detached	3	5	3	\$1,849K	\$1,805K
	803, 3800 Yonge St	Condo	1	2	22	\$655K	\$610K
20 May, 2016	114 Esgore Dr	Detached	4	5	26	\$3,399K	\$3,250K
	305, 219 Wilson Ave	Condo	1	1	42	\$225K	\$225K
21 May, 2016	401 Douglas Ave	Detached	4	5	3	\$2,498K	\$2,600K
25 May, 2016	62 Belgrave Ave	Detached	3	4	13	\$1,250K	\$1,205K
	390 Glengarry Ave	Detached	4	4	2	\$1,950K	\$2,049K
26 May, 2016	422 Douglas Ave	Detached	4	5	7	\$2,088K	\$2,360K
30 May, 2016	56 Felbrigg Ave	Detached	3	3	5	\$1,395K	\$1,809K
	419 Glengrove Ave	Detached	3	3	6	\$1,349K	\$1,625K
	551 Deloraine Ave	Detached	4	3	56	\$1,500K	\$1,500K
31 May, 2016	307, 3900 Yonge St	Condo	2	2	7	\$699K	\$800K
	535 Douglas Ave	Detached	4	5	21	\$2,136K	\$2,090K
	603, 271 Ridley Blvd	Condo	2	2	6	\$389K	\$380K
1 June, 2016	347 Woburn Ave	Detached	3	3	0	\$1,469K	\$1,730K

Data

Month, Day, Year of Sold Date	Address1	Property Type	Bedrooms	Washrooms	Days on the Market	List Price	Sold Price
1 June, 2016	583 St Germain Ave	Detached	2	2	8	\$1,399K	\$1,650K
2 June, 2016	22 Edgecombe Ave	Detached	3	3	9	\$2,499K	\$2,670K
	443 St Germain Ave	Detached	5	2	30	\$1,348K	\$1,300K
3 June, 2016	162 Joicey Blvd	Detached	4	4	3	\$2,180K	\$2,350K
4 June, 2016	66 Esgore Dr	Detached	3	3	3	\$1,599K	\$1,875K
	539 Cranbrooke Ave	Detached	4	4	3	\$2,689K	\$2,590K
6 June, 2016	86 Bannockburn Ave	Detached	4	7	5	\$3,095K	\$3,095K
	104 Yonge Blvd	Detached	3	3	0	\$1,729K	\$1,725K
7 June, 2016	418 Brookdale Ave	Detached	4	4	36	\$1,869K	\$1,785K
	585 Brookdale Ave	Detached	4	3	0	\$1,299K	\$1,625K
8 June, 2016	418, 3800 Yonge St	Condo	2	3	1	\$1,249K	\$1,405K
9 June, 2016	506, 3800 Yonge St	Condo	2	2	1	\$688K	\$780K
13 June, 2016	395 Elm Rd	Detached	3	2	6	\$2,149K	\$2,620K
14 June, 2016	632, 40 Sylvan Valleyway Way	Condo	3	3	2	\$639K	\$720K
15 June, 2016	409, 3800 Yonge St	Condo	2	2	41	\$829K	\$808K
	491 Glengarry Ave	Detached	4	7	13	\$2,695K	\$2,633K
17 June, 2016	22 Mcnairn Ave	Detached	4	2	8	\$1,450K	\$1,415K
	478 Melrose Ave	Detached	3	5	32	\$1,959K	\$1,855K
21 June, 2016	8 Mcgillivray Ave	Detached	3	4	6	\$1,349K	\$1,508K
	449 Melrose Ave	Detached	4	6	7	\$2,549K	\$2,549K
22 June, 2016	371 Melrose Ave	Detached	3	4	15	\$1,795K	\$1,689K
	435 Woburn Ave	Detached	3	4	1	\$1,799K	\$1,900K
23 June, 2016	356 Cranbrooke Ave	Detached	4	4	201	\$1,925K	\$1,888K
24 June, 2016	112, 40 Sylvan Valley Way	Condo	3	3	4	\$799K	\$790K
	304, 219 Wilson Ave	Condo	2	1	29	\$279K	\$279K
27 June, 2016	49 Kimbark Blvd	Detached	4	4	5	\$1,799K	\$2,124K
	109 Burncrest Dr	Detached	4	5	54	\$1,549K	\$1,548K
28 June, 2016	216 Yonge Blvd	Detached	3	3	21	\$1,568K	\$1,345K

Data

Month, Day, Year of Sold Date	Address1	Property Type	Bedrooms	Washrooms	Days on the Market	List Price	Sold Price
28 June, 2016	361 Bedford Park Ave	Detached	4	5	6	\$2,195K	\$2,508K
30 June, 2016	34 Stormont Ave	Detached	3	4	28	\$1,699K	\$1,699K
	217 Melrose Ave	Semi-Detached	3	2	9	\$1,099K	\$1,280K
	559 Cranbrooke Ave	Detached	4	5	44	\$3,290K	\$3,100K
2 July, 2016	5 Mason Blvd	Detached	5	4	37	\$2,000K	\$1,900K
4 July, 2016	29 Felbrigg Ave	Detached	4	7	69	\$4,349K	\$4,170K
	601, 3555 Bathurst St	Condo	2	2	13	\$199K	\$197K
6 July, 2016	538 Brookdale Ave	Detached	2	2	9	\$1,349K	\$1,825K
7 July, 2016	3 Forest Wood	Detached	7	6	16	\$3,595K	\$3,480K
	115 McGillivray Ave	Detached	4	4	14	\$1,249K	\$1,200K
	154 Yonge Blvd	Detached	3	3	1	\$1,295K	\$1,667K
	379 Bedford Park Ave	Detached	4	4	2	\$1,895K	\$1,850K
8 July, 2016	82 Burncrest Dr	Detached	3	2	49	\$990K	\$980K
	385 Glengarry Ave	Detached	4	5	17	\$2,195K	\$2,050K
	501, 1555 Avenue Rd	Condo	3	3	15	\$679K	\$705K
12 July, 2016	578 Melrose Ave	Detached	4	4	20	\$2,099K	\$2,105K
13 July, 2016	1603, 265 Ridley Blvd	Condo	2	2	22	\$580K	\$545K
14 July, 2016	106 Yonge Blvd	Detached	4	5	1	\$3,349K	\$3,349K
17 July, 2016	402, 40 Sylvan Valleyway	Condo	2	2	2	\$485K	\$485K
20 July, 2016	76 Glengarry Ave	Detached	3	3	1	\$1,288K	\$1,675K
21 July, 2016	706, 271 Ridley Blvd	Condo	2	2	10	\$435K	\$435K
22 July, 2016	26 Burncrest Dr	Detached	4	5	28	\$2,239K	\$1,965K
	410 Cranbrooke Ave	Detached	4	6	3	\$2,798K	\$2,798K
25 July, 2016	407, 40 Sylvan Valleyway Way	Condo	2	2	14	\$649K	\$655K
	514, 40 Sylvan Valley Way	Condo	1	1	21	\$390K	\$365K
26 July, 2016	249 Carmichael Ave	Detached	3	3	7	\$699K	\$1,000K
	406, 3800 Yonge St	Condo	2	2	28	\$740K	\$740K
27 July, 2016	5 Jedburgh Rd	Detached	3	4	93	\$1,739K	\$1,635K

Data

Month, Day, Year of Sold Date	Address1	Property Type	Bedrooms	Washrooms	Days on the Market	List Price	Sold Price
2 August, 2016	102 McGillivray Ave	Detached	3	2	21	\$1,300K	\$1,288K
4 August, 2016	1809, 265 Ridley Blvd	Condo	2	2	31	\$595K	\$575K
12 August, 2016	517 Cranbrooke Ave	Detached	4	5	56	\$2,495K	\$2,400K
13 August, 2016	96 Bannockburn Ave	Detached	4	6	5	\$3,098K	\$2,990K
	103, 40 Sylvan Valleyway Way	Condo	2	3	4	\$785K	\$876K
15 August, 2016	154 Dunblaine Ave	Detached	4	5	12	\$2,650K	\$2,623K
16 August, 2016	505 Cranbrooke Ave	Detached	4	5	6	\$1,888K	\$1,955K
17 August, 2016	37 Felbrigg Ave	Detached	4	5	7	\$2,995K	\$2,950K
19 August, 2016	57 Sandringham Dr	Detached	4	4	3	\$1,695K	\$2,000K
	421, 3800 Yonge St	Condo	2	2	30	\$750K	\$720K
21 August, 2016	220, 3800 Yonge St	Condo	2	2	5	\$1,199K	\$1,420K
23 August, 2016	90 McGillivray Ave	Detached	4	5	21	\$2,300K	\$2,285K
31 August, 2016	487 Glengarry Ave	Detached	4	5	15	\$2,248K	\$2,160K
7 September, 2016	556 Brookdale Ave	Detached	4	5	36	\$3,098K	\$3,015K
10 September, 2016	706, 3900 Yonge St	Condo	2	3	3	\$1,050K	\$1,278K
11 September, 2016	631 St Germain Ave	Detached	4	5	4	\$2,388K	\$2,300K
13 September, 2016	33 Ledbury St	Detached	3	3	5	\$1,395K	\$1,600K
	53 Joicey Blvd	Detached	3	1	0	\$1,788K	\$2,000K
	586 Deloraine Ave	Detached	4	5	20	\$2,399K	\$2,350K
15 September, 2016	152 Ledbury St	Detached	4	4	6	\$1,988K	\$2,200K
16 September, 2016	350 Joicey Blvd	Detached	5	7	8	\$3,098K	\$2,910K
19 September, 2016	2 Alexandra Wood	Detached	4	4	13	\$2,895K	\$2,955K
	15 Haddington Ave	Detached	4	4	6	\$1,998K	\$2,500K
	509, 40 Sylvan Valleyway Way	Condo	1	2	13	\$569K	\$550K
20 September, 2016	30 Grey Rd	Detached	4	5	7	\$2,095K	\$2,350K
	30 Otter Cres	Detached	3	2	8	\$1,799K	\$1,799K
	40 Glengarry Ave	Detached	3	2	8	\$1,529K	\$1,600K
21 September, 2016	76 De Vere Gdns	Detached	4	5	7	\$3,999K	\$3,940K

Data

Month, Day, Year of Sold Date	Address1	Property Type	Bedrooms	Washrooms	Days on the Market	List Price	Sold Price
21 September, 2016	175 Haddington Ave	Detached	4	6	49	\$2,788K	\$2,675K
23 September, 2016	151 Yonge Blvd	Detached	4	5	11	\$3,695K	\$3,675K
28 September, 2016	305, 265 Ridley Blvd	Condo	2	2	13	\$679K	\$669K
	338, 3600 Yonge St	Condo	2	3	15	\$1,188K	\$1,100K
30 September, 2016	525 Douglas Ave	Detached	4	7	15	\$2,549K	\$2,500K
2 October, 2016	121 Yonge Blvd	Detached	3	4	2	\$2,549K	\$2,530K
3 October, 2016	31 Mcnairn Ave	Detached	3	2	5	\$1,189K	\$1,500K
	546 Old Orchard Grve	Detached	4	5	5	\$2,195K	\$2,236K
4 October, 2016	207, 271 Ridley Blvd	Condo	1	1	1	\$319K	\$315K
5 October, 2016	10 Weetwood St	Detached	4	3	9	\$1,799K	\$2,150K
6 October, 2016	144A Bannockburn Ave	Detached	4	5	29	\$1,849K	\$1,737K
12 October, 2016	716, 3900 Yonge St	Condo	2	2	8	\$800K	\$850K
14 October, 2016	200 Yonge Blvd	Detached	4	4	32	\$2,480K	\$2,310K
16 October, 2016	101 Shelborne Ave	Detached	5	6	11	\$2,700K	\$2,600K
17 October, 2016	529 Old Orchard Grve	Detached	4	5	17	\$2,195K	\$2,220K
21 October, 2016	479 Lytton Blvd	Detached	3	3	2	\$1,495K	\$1,739K
	603, 3900 Yonge St	Condo	3	3	24	\$1,088K	\$1,059K
22 October, 2016	159 Roe Ave	Detached	2	2	2	\$1,298K	\$1,435K
23 October, 2016	128 Dunblaine Ave	Detached	4	5	3	\$2,440K	\$2,410K
	272 Joicey Blvd	Detached	4	6	41	\$3,298K	\$3,200K
24 October, 2016	26 Mcglashan Crt	Detached	4	5	42	\$3,695K	\$3,579K
	227 Ridley Blvd	Detached	3	2	7	\$1,199K	\$1,395K
	320 Woburn Ave	Detached	3	5	34	\$2,099K	\$2,025K
	392 Elm Rd	Detached	4	4	4	\$2,499K	\$2,400K
	473 Woburn Ave	Detached	4	5	6	\$1,999K	\$2,268K
27 October, 2016	259 Brooke Ave	Detached	4	5	2	\$2,795K	\$2,754K
	287 Strathallan Wood	Detached	4	4	2	\$1,609K	\$1,609K
	567 Melrose Ave	Detached	4	5	38	\$2,088K	\$1,950K

Data

Month, Day, Year of Sold Date	Address1	Property Type	Bedrooms	Washrooms	Days on the Market	List Price	Sold Price
27 October, 2016	937, 3600 Yonge St	Condo	2	3	1	\$1,295K	\$1,454K
28 October, 2016	76 Sylvan Valleyway	Townhouse	3	3	1	\$998K	\$1,075K
29 October, 2016	92 Glen Rush Blvd	Detached	3	2	36	\$1,490K	\$1,360K
31 October, 2016	507 Cranbrooke Ave	Detached	2	1	11	\$1,188K	\$1,400K
1 November, 2016	170 Roe Ave	Detached	2	2	7	\$1,295K	\$1,465K
	440 Glencairn Ave	Detached	3	2	6	\$1,695K	\$1,875K
	805, 3555 Bathurst St	Condo	1	1	11	\$165K	\$165K
2 November, 2016	210 Ledbury St	Detached	4	5	7	\$2,095K	\$2,125K
4 November, 2016	303 Joicey Blvd	Detached	4	4	2	\$1,998K	\$2,100K
7 November, 2016	433 Deloraine Ave	Detached	3	3	5	\$1,699K	\$1,875K
	508, 3555 Bathurst St	Condo	2	2	3	\$199K	\$215K
	551 Brookdale Ave	Detached	4	5	12	\$2,399K	\$2,357K
9 November, 2016	5 Westgrove Cres	Detached	4	7	28	\$3,288K	\$3,240K
	214 Glengarry Ave	Semi-Detached	3	1	8	\$699K	\$903K
	252A Haddington Ave	Detached	4	5	16	\$2,049K	\$1,978K
11 November, 2016	528 Old Orchard Grve	Detached	4	5	2	\$2,338K	\$2,200K
14 November, 2016	131 Bannockburn Ave	Detached	4	4	62	\$1,778K	\$1,734K
	167 Joicey Blvd	Detached	4	4	6	\$2,549K	\$2,498K
15 November, 2016	331 Lawrence Ave W	Detached	3	2	10	\$1,200K	\$1,250K
	405 Glengrove Ave	Detached	5	6	1	\$4,440K	\$4,300K
17 November, 2016	416 Elm Rd	Detached	4	5	37	\$2,589K	\$2,457K
	915, 3900 Yonge St	Condo	2	3	15	\$1,649K	\$1,500K
18 November, 2016	90 De Vere Gdns	Detached	4	7	50	\$3,998K	\$3,975K
21 November, 2016	93 Esgore Dr	Detached	4	4	0	\$2,500K	\$2,400K
	233 Carmichael Ave	Detached	3	2	5	\$999K	\$1,322K
24 November, 2016	528 Glengarry Ave	Detached	4	5	20	\$2,099K	\$1,990K
25 November, 2016	Ph36, 3600 Yonge St	Condo	3	4	74	\$3,850K	\$3,450K
27 November, 2016	254 Elm Rd	Detached	4	5	24	\$2,099K	\$2,028K

Data

Month, Day, Year of Sold Date	Address1	Property Type	Bedrooms	Washrooms	Days on the Market	List Price	Sold Price
27 November, 2016	497 Woburn Ave	Detached	4	5	4	\$2,689K	\$2,670K
28 November, 2016	28 Sandringham Dr	Detached	5	8	69	\$7,580K	\$7,280K
	143 Joicey Blvd	Detached	3	3	69	\$2,499K	\$2,310K
	210 Glengarry Ave	Detached	4	5	3	\$2,398K	\$2,245K
	321 Douglas Ave	Detached	3	4	6	\$1,695K	\$1,800K
29 November, 2016	56 Otter Cres	Detached	4	4	21	\$2,649K	\$2,571K
30 November, 2016	274 Joicey Blvd	Detached	4	6	15	\$3,228K	\$3,100K
5 December, 2016	159 Brooke Ave	Detached	4	5	0	\$2,950K	\$2,850K
6 December, 2016	58 Mason Blvd	Detached	4	6	33	\$3,998K	\$3,950K
7 December, 2016	448 Glengrove Ave W	Detached	4	5	112	\$2,375K	\$2,050K
	473 Glengarry Ave	Detached	4	6	72	\$2,799K	\$2,760K
	476 Deloraine Ave	Detached	2	1	6	\$1,449K	\$1,865K
11 December, 2016	123 Dunblaine Ave	Detached	4	5	2	\$2,689K	\$2,625K
12 December, 2016	206 Brooke Ave	Detached	4	4	6	\$1,995K	\$2,100K
22 December, 2016	593 Deloraine Ave	Detached	3	3	20	\$1,525K	\$1,500K
6 January, 2017	276 Strathallan Wood	Detached	3	2	50	\$1,598K	\$1,400K
12 January, 2017	602, 3555 Bathurst St	Condo	2	2	2	\$229K	\$266K
16 January, 2017	573 Old Orchard Grve	Detached	4	4	7	\$2,088K	\$2,098K
20 January, 2017	206, 3800 Yonge St	Condo	2	2	43	\$789K	\$730K
23 January, 2017	298 Cranbrooke Ave	Detached	4	4	4	\$2,018K	\$2,051K
24 January, 2017	71 Felbrigg Ave	Detached	4	4	6	\$1,998K	\$2,257K
25 January, 2017	209, 268 Ridley Blvd	Condo	2	2	77	\$435K	\$425K
28 January, 2017	424 Deloraine Ave	Detached	3	4	10	\$1,799K	\$1,900K
30 January, 2017	402, 1580 Avenue Rd	Condo	2	3	56	\$2,379K	\$2,379K
31 January, 2017	101 Otter Cres	Detached	4	6	21	\$3,980K	\$3,930K
	152 Joicey Blvd	Detached	4	4	7	\$2,649K	\$2,956K
2 February, 2017	485 Glencairn Ave	Detached	3	4	3	\$1,590K	\$1,590K
6 February, 2017	208, 3555 Bathurst St	Condo	2	2	14	\$249K	\$249K

Data

Month, Day, Year of Sold Date	Address1	Property Type	Bedrooms	Washrooms	Days on the Market	List Price	Sold Price
8 February, 2017	42 Burncrest Dr	Detached	2	2	6	\$1,100K	\$1,400K
9 February, 2017	322, 1717 Avenue Rd	Condo	1	2	15	\$568K	\$568K
	380 Cortleigh Blvd	Detached	5	6	9	\$2,495K	\$2,500K
11 February, 2017	1015, 268 Ridley Blvd	Condo	2	2	2	\$599K	\$640K
12 February, 2017	47 Yonge Blvd	Detached	3	3	6	\$1,389K	\$1,865K
13 February, 2017	397 Fairlawn Ave	Detached	4	5	34	\$3,488K	\$3,365K
14 February, 2017	124 Barse St	Detached	4	3	47	\$1,725K	\$1,689K
	378 Glengarry Ave	Detached	4	5	7	\$2,195K	\$2,509K
15 February, 2017	110 Mcgillivray Ave	Detached	3	2	1	\$1,298K	\$1,435K
	1406, 271 Ridley Blvd	Condo	2	2	2	\$549K	\$549K
16 February, 2017	44 Dunblaine Ave	Detached	3	1	2	\$1,195K	\$1,900K
	75 Dunblaine Ave	Detached	1	1	6	\$1,649K	\$2,100K
17 February, 2017	80 Kimbark Blvd	Detached	4	2	45	\$2,495K	\$2,380K
19 February, 2017	592 Brookdale Ave	Detached	5	4	4	\$1,795K	\$1,900K
23 February, 2017	10 Glen Rush Blvd	Detached	4	4	8	\$1,788K	\$2,110K
26 February, 2017	178 Yonge Blvd	Detached	4	3	5	\$1,389K	\$2,010K
27 February, 2017	396 Cortleigh Blvd	Detached	3	1	4	\$1,388K	\$1,750K
28 February, 2017	90 Esgore Dr	Detached	3	3	5	\$2,100K	\$2,755K
	434, 3600 Yonge St	Condo	2	3	7	\$1,199K	\$1,460K
	458 Glengarry Ave	Detached	2	3	7	\$1,388K	\$1,876K
1 March, 2017	301, 1555 Avenue Rd	Condo	1	1	1	\$399K	\$490K
3 March, 2017	141 Bannockburn Ave	Detached	3	4	15	\$2,299K	\$2,350K
	1710, 268 Ridley Blvd	Condo	1	1	8	\$334K	\$355K
	Ph05, 265 Ridley Blvd	Condo	2	2	8	\$880K	\$919K
5 March, 2017	64 Bannockburn Ave	Detached	3	6	6	\$3,488K	\$3,900K
	358 Cranbrooke Ave	Detached	4	5	27	\$2,188K	\$2,100K
6 March, 2017	17 Dunblaine Ave	Detached	4	5	5	\$2,998K	\$2,975K
	165 Old Orchard Grve	Detached	3	2	7	\$1,695K	\$2,041K

Data

Month, Day, Year of Sold Date	Address1	Property Type	Bedrooms	Washrooms	Days on the Market	List Price	Sold Price
6 March, 2017	392 St. Germain Ave	Detached	4	5	7	\$1,799K	\$2,131K
	534 Woburn Ave	Detached	4	5	7	\$2,380K	\$2,489K
7 March, 2017	78 Lawrence Ave W	Detached	2	1	120	\$1,149K	\$1,096K
	320 Brookdale Ave	Detached	3	5	7	\$2,198K	\$2,550K
10 March, 2017	170 Dunblaine Ave	Detached	4	5	16	\$2,195K	\$2,525K
12 March, 2017	528 Douglas Ave	Detached	4	4	23	\$2,389K	\$2,300K
13 March, 2017	43 Dunblaine Ave	Detached	3	4	5	\$1,399K	\$2,066K
	234 Haddington Ave	Detached	5	5	3	\$3,469K	\$3,400K
14 March, 2017	581 Bedford Park Ave	Detached	4	5	12	\$2,498K	\$2,520K
15 March, 2017	10 Shelborne Ave	Detached	3	4	6	\$1,800K	\$2,500K
	362 Lawrence Ave W	Detached	3	3	19	\$1,600K	\$1,559K
19 March, 2017	24 Armour Blvd	Detached	3	3	10	\$1,500K	\$1,435K
21 March, 2017	409, 1555 Avenue Rd	Condo	2	2	11	\$549K	\$635K
	#707, 3555 Bathurst St	Condo	2	2	8	\$180K	\$245K
22 March, 2017	15 McGillivray Ave	Detached	2	2	8	\$1,200K	\$2,310K
	443 Melrose Ave	Detached	4	5	0	\$2,680K	\$2,950K
	607, 3900 Yonge St, Toronto	Condo	2	2	6	\$800K	\$912K
23 March, 2017	44 Frontenac Ave	Detached	6	7	9	\$2,499K	\$2,435K
	111 Brooke Ave	Detached	4	5	29	\$3,265K	\$3,205K
	357 Joicey Blvd	Detached	4	4	2	\$1,995K	\$2,250K
	1408, 265 Ridley Blvd	Condo	2	2	8	\$799K	\$1,000K
24 March, 2017	389 Lawrence Ave W	Detached	2	1	14	\$1,499K	\$1,420K
25 March, 2017	514 Douglas Ave	Detached	3	2	2	\$1,788K	\$2,255K
27 March, 2017	21 Kelso Ave	Detached	3	3	6	\$1,495K	\$1,912K
29 March, 2017	62 Dunblaine Ave	Detached	4	4	6	\$1,988K	\$2,225K
	103 Douglas Ave	Detached	3	1	6	\$1,500K	\$1,701K
	177 Caribou Rd	Detached	6	8	8	\$1,889K	\$2,560K
	Ph-3, 3900 Yonge St	Condo	2	3	29	\$1,600K	\$1,825K

Data

Month, Day, Year of Sold Date	Address1	Property Type	Bedrooms	Washrooms	Days on the Market	List Price	Sold Price
30 March, 2017	184 Falkirk St	Detached	2	1	9	\$1,199K	\$1,370K
	385 Melrose Ave	Detached	4	2	3	\$1,399K	\$1,600K
31 March, 2017	86 De Vere Gdns	Detached	4	4	3	\$2,195K	\$2,600K
	430 Deloraine Ave	Detached	3	4	23	\$2,200K	\$2,010K
2 April, 2017	90 Bannockburn Ave	Detached	5	7	11	\$4,150K	\$4,150K
4 April, 2017	22 Belgrave Ave	Detached	4	2	7	\$1,699K	\$1,850K
	373 Brooke Ave	Detached	4	6	5	\$2,488K	\$2,550K
	574 Woburn Ave	Detached	4	4	6	\$1,688K	\$1,760K
5 April, 2017	225 Joicey Blvd	Detached	4	5	9	\$2,399K	\$2,800K
	908, 3900 Yonge St	Condo	2	2	6	\$708K	\$850K
6 April, 2017	136 Deloraine Ave	Detached	4	5	35	\$2,949K	\$2,714K
7 April, 2017	333 Brooke Ave	Detached	4	5	38	\$3,288K	\$3,150K
8 April, 2017	432 Douglas Ave	Detached	4	7	59	\$3,889K	\$3,800K
	568 Fairlawn Ave	Detached	4	5	12	\$2,388K	\$2,500K
10 April, 2017	439 Woburn Ave	Detached	3	3	6	\$1,499K	\$1,660K
11 April, 2017	28 Burncrest Dr	Detached	2	2	5	\$1,300K	\$1,350K
	193 Carmichael Ave	Detached	4	5	1	\$3,088K	\$3,020K
12 April, 2017	52 Caribou Rd	Detached	4	3	8	\$1,695K	\$2,010K
	392 Glengarry Ave	Detached	4	4	8	\$1,989K	\$2,330K
	394 Old Orchard Grve	Detached	2	2	7	\$995K	\$1,318K
	519 Brookdale Ave	Detached	4	7	48	\$3,198K	\$3,050K
13 April, 2017	8 Brooke Ave	Detached	5	4	7	\$3,250K	\$3,600K
24 April, 2017	91 Burncrest Dr	Detached	2	2	7	\$1,295K	\$1,255K
	388 Douglas Ave	Detached	4	5	6	\$2,095K	\$2,235K
	908, 271 Ridley Blvd	Condo	2	2	8	\$489K	\$590K
	1825 Avenue Rd	Other	1	4	18	\$1,499K	\$1,550K
25 April, 2017	151 Brooke Ave	Detached	4	5	59	\$3,158K	\$3,085K
	257 Joicey Blvd	Detached	2	2	7	\$1,995K	\$2,100K

Data

Month, Day, Year of Sold Date	Address1	Property Type	Bedrooms	Washrooms	Days on the Market	List Price	Sold Price
25 April, 2017	271 Yonge Blvd	Detached	4	2	6	\$1,398K	\$1,633K
26 April, 2017	462 Cranbrooke Ave	Detached	3	4	5	\$1,999K	\$2,300K
27 April, 2017	1A Khedive Ave	Detached	3	4	22	\$1,179K	\$1,098K
28 April, 2017	482 St Germain Ave	Detached	4	5	2	\$2,498K	\$2,558K
	578 Deloraine Ave	Detached	3	2	2	\$1,199K	\$1,700K
	Ph3, 1580 Avenue Rd	Condo	2	3	147	\$3,700K	\$3,700K
1 May, 2017	100 Douglas Ave	Semi-Detached	3	2	6	\$1,098K	\$1,275K
	188 Carmichael Ave	Detached	3	2	5	\$1,195K	\$1,488K
2 May, 2017	43 Kelso Ave	Detached	4	4	1	\$2,780K	\$3,049K
	427 Elm Rd	Detached	4	5	21	\$2,999K	\$3,310K
	445 Glengrove Ave	Detached	4	5	5	\$3,000K	\$3,200K
8 May, 2017	202 Hillhurst Blvd	Detached	5	9	7	\$3,295K	\$4,019K
	565 Deloraine Ave	Detached	3	1	7	\$1,400K	\$1,550K
	814, 268 Ridley Blvd	Condo	2	2	4	\$589K	\$701K
9 May, 2017	107 Esgore Dr, Toronto	Detached	4	5	5	\$3,295K	\$3,225K
	378 Old Orchard Grve	Semi-Detached	3	2	7	\$1,149K	\$1,149K
	P.H 9, 3800 Yonge St	Condo	2	3	8	\$2,195K	\$2,195K
10 May, 2017	202, 1555 Avenue Rd	Condo	2	2	14	\$649K	\$650K
13 May, 2017	112, 268 Ridley Blvd	Condo	2	2	2	\$749K	\$836K
14 May, 2017	577 Woburn Ave	Detached	3	4	4	\$1,850K	\$1,901K
15 May, 2017	193 Roe Ave	Detached	4	2	7	\$1,398K	\$1,370K
18 May, 2017	368 Deloraine Ave	Detached	4	4	3	\$2,088K	\$2,090K
20 May, 2017	317 Douglas Ave	Detached	4	7	5	\$3,880K	\$3,880K
24 May, 2017	253 Brooke Ave	Detached	4	5	0	\$3,298K	\$3,550K
26 May, 2017	33 De Vere Gdns	Detached	5	4	18	\$3,995K	\$3,935K
29 May, 2017	1002, 265 Ridley Blvd	Condo	2	2	14	\$549K	\$526K
	2681A Bathurst St	Townhouse	4	3	27	\$949K	\$930K
30 May, 2017	14 Burncrest Dr	Detached	2	2	7	\$1,350K	\$1,400K

Data

Month, Day, Year of Sold Date	Address1	Property Type	Bedrooms	Washrooms	Days on the Market	List Price	Sold Price
30 May, 2017	Ph 9, 3900 Yonge St, Toronto	Condo	2	2	8	\$899K	\$950K
31 May, 2017	35 Belgrave Ave	Detached	4	4	8	\$2,098K	\$2,100K
1 June, 2017	46 Mason Blvd	Detached	4	5	4	\$3,898K	\$3,700K
	402, 40 Sylvan Valleyway Way	Condo	1	2	3	\$699K	\$695K
	481 Woburn Ave	Detached	4	5	8	\$2,058K	\$2,000K
	486 Woburn Ave	Detached	4	5	9	\$2,288K	\$2,288K
2 June, 2017	191 Dunblaine Ave	Detached	5	5	0	\$2,250K	\$2,225K
3 June, 2017	526 Cranbrooke Ave	Detached	4	5	10	\$3,700K	\$3,050K
4 June, 2017	147 Bannockburn Ave	Detached	4	5	11	\$1,795K	\$1,780K
	406, 1580 Avenue Rd	Condo	2	3	53	\$1,475K	\$1,475K
5 June, 2017	415 St Germain Ave	Detached	2	4	26	\$2,199K	\$2,100K
	476 Coldstream Ave	Detached	2	2	0	\$1,688K	\$1,700K
8 June, 2017	66 Dunblaine Ave	Detached	2	2	10	\$1,849K	\$1,800K
13 June, 2017	92 Brooke Ave	Detached	4	4	14	\$2,798K	\$2,700K
	480 Lytton Blvd	Detached	5	6	6	\$3,299K	\$3,290K
15 June, 2017	202, 1717 Avenue Rd	Condo	2	2	7	\$1,200K	\$1,140K
	446 Glencairn Ave	Detached	4	6	28	\$2,250K	\$2,180K
16 June, 2017	209 Joicey Blvd	Detached	2	2	23	\$1,400K	\$1,475K
18 June, 2017	164 Dunblaine Ave	Detached	4	5	34	\$3,298K	\$3,200K
	365 Joicey Blvd	Detached	4	4	13	\$2,280K	\$2,265K
20 June, 2017	33 Edgecombe Ave	Detached	3	3	7	\$1,295K	\$1,862K
	334 Lawrence Ave W	Detached	2	2	22	\$1,225K	\$1,094K
22 June, 2017	17 Otter Cres	Detached	3	2	28	\$1,850K	\$1,750K
25 June, 2017	316 Brooke Ave	Detached	4	5	5	\$2,989K	\$2,890K
27 June, 2017	Ph12, 3800 Yonge St	Condo	2	3	6	\$3,250K	\$3,235K
28 June, 2017	306, 1555 Avenue Rd	Condo	1	1	15	\$419K	\$400K
30 June, 2017	504, 3800 Yonge St	Condo	2	2	16	\$1,049K	\$963K
	606, 3800 Yonge St	Condo	2	2	8	\$929K	\$870K

Data

Month, Day, Year of Sold Date	Address1	Property Type	Bedrooms	Washrooms	Days on the Market	List Price	Sold Price
4 July, 2017	44 Sandringham Dr	Detached	4	4	5	\$3,995K	\$4,385K
	520 Cranbrooke Ave	Detached	4	6	70	\$3,390K	\$3,000K
7 July, 2017	330 Brooke Ave	Detached	3	4	3	\$2,699K	\$2,659K
10 July, 2017	64 Felbrigg Ave	Detached	4	4	6	\$1,195K	\$1,872K
12 July, 2017	334, 3600 Yonge St	Condo	2	3	8	\$1,595K	\$1,595K
13 July, 2017	420, 3800 Yonge St	Condo	2	2	2	\$1,148K	\$1,300K
14 July, 2017	541 Old Orchard Grve	Detached	5	5	2	\$3,488K	\$3,250K
18 July, 2017	127 Bannockburn Ave	Detached	3	5	39	\$1,999K	\$1,815K
	316 Joicey Blvd	Detached	5	6	48	\$2,999K	\$2,783K
19 July, 2017	414, 268 Ridley Blvd	Condo	2	2	9	\$599K	\$585K
24 July, 2017	86 Burncrest Dr	Detached	3	2	3	\$980K	\$972K
29 July, 2017	607, 3900 Yonge St	Condo	2	2	38	\$925K	\$890K
2 August, 2017	613, 40 Sylvan Valleyway Way	Condo	2	2	6	\$779K	\$807K
3 August, 2017	408 St Germain Ave	Detached	4	4	13	\$2,199K	\$2,121K
4 August, 2017	70 Carmichael Ave	Detached	3	3	50	\$1,995K	\$1,900K
	1112, 268 Ridley Blvd	Condo	2	2	8	\$950K	\$950K
9 August, 2017	103 Clyde Ave	Detached	3	4	34	\$1,798K	\$1,760K
17 August, 2017	423 Melrose Ave	Detached	3	4	8	\$2,095K	\$2,040K
18 August, 2017	170 Roe Ave	Detached	3	2	9	\$1,198K	\$1,560K
21 August, 2017	525 Glengarry Ave	Detached	4	4	5	\$1,299K	\$1,800K
24 August, 2017	82 Marmion Ave	Detached	3	2	22	\$1,499K	\$1,480K
	261 Brooke Ave	Detached	3	2	1	\$1,895K	\$1,880K
28 August, 2017	5 Carmichael Ave	Detached	4	4	6	\$1,589K	\$1,880K
30 August, 2017	613, 268 Ridley Blvd	Condo	2	2	20	\$600K	\$601K
31 August, 2017	709, 265 Ridley Blvd	Condo	2	2	9	\$525K	\$520K
2 September, 2017	405 Douglas Ave	Detached	4	5	54	\$3,549K	\$3,430K
7 September, 2017	99 Esgore Dr	Detached	5	5	133	\$4,700K	\$4,300K
12 September, 2017	42 Frontenac Ave	Detached	3	3	7	\$1,390K	\$1,490K

Data

Month, Day, Year of Sold Date	Address1	Property Type	Bedrooms	Washrooms	Days on the Market	List Price	Sold Price
12 September, 2017	1015, 268 Ridley Blvd	Condo	2	2	7	\$979K	\$975K
13 September, 2017	9 Mason Blvd	Detached	5	7	26	\$4,595K	\$4,550K
	715, 3900 Yonge St	Condo	2	2	6	\$1,200K	\$1,661K
	808, 271 Ridley Blvd	Condo	2	2	51	\$449K	\$425K
15 September, 2017	358 Douglas Ave	Detached	4	4	38	\$2,699K	\$2,625K
18 September, 2017	110 Kimbark Blvd	Detached	3	2	13	\$1,480K	\$1,370K
20 September, 2017	357 Douglas Ave	Detached	3	5	50	\$2,589K	\$2,480K
21 September, 2017	465 St. Germain Ave	Detached	4	5	71	\$2,899K	\$2,700K
22 September, 2017	902, 271 Ridley Blvd	Condo	1	1	17	\$385K	\$370K
23 September, 2017	400 Melrose Ave	Detached	3	2	2	\$1,880K	\$1,825K
24 September, 2017	549 Fairlawn Ave	Detached	4	6	3	\$2,880K	\$2,851K
25 September, 2017	45 Frontenac Dr	Detached	3	3	19	\$1,695K	\$1,675K
	480 Woburn Ave	Detached	3	4	17	\$1,799K	\$1,690K
26 September, 2017	193 Deloraine Ave	Detached	3	3	19	\$1,949K	\$1,895K
	Ph 9, 3900 Yonge St	Condo	2	2	8	\$950K	\$925K
27 September, 2017	113, 3900 Yonge St	Condo	1	1	14	\$550K	\$530K
	422 Brookdale Ave	Detached	4	4	14	\$2,149K	\$2,075K
29 September, 2017	114 Felbrigg Ave	Detached	4	5	11	\$2,390K	\$2,450K
1 October, 2017	54 Esgore Dr	Detached	4	5	4	\$3,349K	\$3,280K
	117 Caribou Rd	Detached	8	6	26	\$3,385K	\$3,250K
	632 Woburn Ave	Detached	4	5	19	\$2,868K	\$2,725K
4 October, 2017	506 Douglas Ave	Detached	4	5	23	\$2,595K	\$2,520K
6 October, 2017	123 Kelso Ave	Detached	2	2	2	\$1,679K	\$1,565K
	204 Hillhurst Blvd	Detached	4	5	25	\$4,295K	\$4,128K
	209 Carmichael Ave	Detached	4	5	0	\$2,098K	\$2,125K
11 October, 2017	109 Yonge Blvd	Detached	4	2	29	\$1,995K	\$1,995K
12 October, 2017	326 Cortleigh Blvd	Detached	4	7	1	\$4,495K	\$4,325K
16 October, 2017	126 Joicey Blvd	Detached	3	2	6	\$1,995K	\$2,416K

Data

Month, Day, Year of Sold Date	Address1	Property Type	Bedrooms	Washrooms	Days on the Market	List Price	Sold Price
16 October, 2017	620, 3800 Yonge St	Condo	2	2	5	\$1,179K	\$1,343K
18 October, 2017	444 Cranbrooke Ave	Detached	4	5	39	\$2,985K	\$2,750K
	458 Woburn Ave	Detached	3	4	30	\$1,488K	\$1,400K
23 October, 2017	1008, 265 Ridley Blvd	Condo	2	2	4	\$900K	\$930K
27 October, 2017	19 Otter Cres	Detached	4	5	46	\$2,790K	\$2,500K
	425 Elm Rd	Detached	4	5	16	\$2,899K	\$2,850K
30 October, 2017	301, 1717 Avenue Rd	Condo	4	4	13	\$2,998K	\$2,862K
1 November, 2017	194 Brooke Ave	Detached	3	4	9	\$2,398K	\$2,370K
2 November, 2017	Ph2, 3800 Yonge St	Condo	2	4	78	\$2,280K	\$1,900K
4 November, 2017	912, 268 Ridley Blvd	Condo	2	2	1	\$829K	\$829K
6 November, 2017	421, 1717 Avenue Rd	Condo	2	2	7	\$1,395K	\$1,400K
12 November, 2017	545 Douglas Ave	Detached	4	5	3	\$2,595K	\$2,530K
13 November, 2017	83 De Vere Gdns	Detached	5	5	25	\$3,488K	\$3,400K
15 November, 2017	25 Mcglashan Crt	Detached	4	4	23	\$2,895K	\$2,700K
16 November, 2017	2100 Avenue Rd	Detached	3	2	49	\$0K	\$2,000K
17 November, 2017	413, 268 Ridley Blvd	Condo	2	2	30	\$735K	\$690K
	416, 1717 Avenue Rd	Condo	2	2	2	\$1,199K	\$1,169K
20 November, 2017	86 Dunblaine Ave	Detached	3	4	6	\$1,688K	\$1,975K
	181 Caribou Rd	Detached	6	8	46	\$2,675K	\$2,320K
	209 Haddington Ave	Detached	4	7	19	\$3,895K	\$3,730K
21 November, 2017	1413, 268 Ridley Blvd	Condo	2	2	15	\$700K	\$699K
22 November, 2017	#1505, 265 Ridley Blvd	Condo	2	2	9	\$799K	\$1,000K
23 November, 2017	106, 40 Sylvan Valleyway	Condo	2	3	12	\$1,125K	\$1,110K
24 November, 2017	51 Stormont Ave	Detached	3	4	16	\$1,877K	\$1,868K
	198 Dunblaine Ave	Detached	2	1	50	\$1,800K	\$1,500K
	303, 3555 Bathurst St	Condo	1	1	15	\$150K	\$190K
	483 Woburn Ave	Detached	4	5	22	\$2,128K	\$2,025K
28 November, 2017	7 Esgore Dr	Detached	2	3	6	\$1,995K	\$2,000K

Data

Month, Day, Year of Sold Date	Address1	Property Type	Bedrooms	Washrooms	Days on the Market	List Price	Sold Price
28 November, 2017	268 Joicey Blvd	Detached	4	6	36	\$2,999K	\$2,815K
29 November, 2017	435 Lawrence Ave W	Other	6	3	21	\$1,298K	\$1,268K
30 November, 2017	127 Bannockburn Ave	Detached	3	5	26	\$1,888K	\$1,780K
	430, 3600 Yonge St	Condo	2	3	34	\$1,848K	\$1,775K
1 December, 2017	504 Glengarry Ave	Detached	4	5	0	\$2,449K	\$2,425K
4 December, 2017	42 Carmichael Ave	Detached	4	5	11	\$3,088K	\$2,865K
5 December, 2017	366 Old Orchard Grve	Semi-Detached	3	2	7	\$1,000K	\$1,065K
	367 Douglas Ave	Detached	2	1	5	\$999K	\$1,340K
6 December, 2017	104, 3800 Yonge St	Condo	2	2	16	\$899K	\$850K
	360 Deloraine Ave	Detached	4	5	36	\$2,895K	\$2,750K
7 December, 2017	902, 3800 Yonge St	Condo	1	2	38	\$585K	\$550K
8 December, 2017	6 Dinan St	Detached	4	4	23	\$1,900K	\$1,798K
10 December, 2017	569 Deloraine Ave	Detached	3	2	16	\$1,620K	\$1,560K
11 December, 2017	27 Bannockburn Ave	Detached	3	2	5	\$1,395K	\$1,650K
	528 St Germain Ave	Detached	4	4	14	\$2,095K	\$2,075K
17 December, 2017	116 Brooke Ave	Detached	4	5	2	\$3,288K	\$3,200K
	377 Douglas Ave	Detached	4	6	34	\$3,180K	\$2,962K
20 December, 2017	69 Burncrest Dr	Detached	3	2	9	\$1,100K	\$1,000K
28 December, 2017	154 Snowdon Ave	Detached	2	2	45	\$2,100K	\$1,925K
11 January, 2018	88 McGillivray Ave	Detached	4	4	52	\$1,688K	\$1,585K
18 January, 2018	180 Joicey Blvd	Detached	4	5	3	\$2,749K	\$2,712K
21 January, 2018	164 1/2 Roslin Ave	Detached	3	2	45	\$1,329K	\$1,305K
10 February, 2018	127 Bannockburn Ave	Detached	3	5	1	\$1,689K	\$1,689K
20 February, 2018	367 Brooke Ave	Detached	4	5	33	\$2,575K	\$2,459K
21 February, 2018	519, 3800 Yonge St	Condo	2	2	1	\$1,099K	\$1,075K
23 February, 2018	84 Carmichael Ave	Detached	4	3	46	\$2,268K	\$1,950K
27 February, 2018	5 Esgore Dr	Detached	3	2	8	\$1,995K	\$2,045K
28 February, 2018	75 Shelborne Ave	Detached	4	4	8	\$1,618K	\$1,614K

Data

Month, Day, Year of Sold Date	Address1	Property Type	Bedrooms	Washrooms	Days on the Market	List Price	Sold Price
1 March, 2018	127 Bannockburn Ave	Detached	3	5	21	\$1,858K	\$1,750K
2 March, 2018	244 Joicey Blvd	Detached	3	3	2	\$1,695K	\$1,849K
	510 Douglas Ave	Detached	4	6	1	\$3,295K	\$3,200K
6 March, 2018	54 De Vere Gdns	Detached	3	3	6	\$2,599K	\$2,700K
8 March, 2018	674 Bedford Park Ave	Detached	4	6	2	\$2,578K	\$2,500K
18 March, 2018	391 Bedford Park Ave	Detached	4	5	5	\$2,888K	\$2,885K
19 March, 2018	20 De Vere Gdns	Detached	4	5	5	\$3,888K	\$3,950K
26 March, 2018	585 St. Germain Ave	Detached	4	5	14	\$3,080K	\$2,980K
27 March, 2018	Ph 2, 1717 Avenue Rd	Condo	2	3	6	\$1,649K	\$1,812K
29 March, 2018	589 St Germain Ave	Detached	3	2	9	\$1,000K	\$1,425K