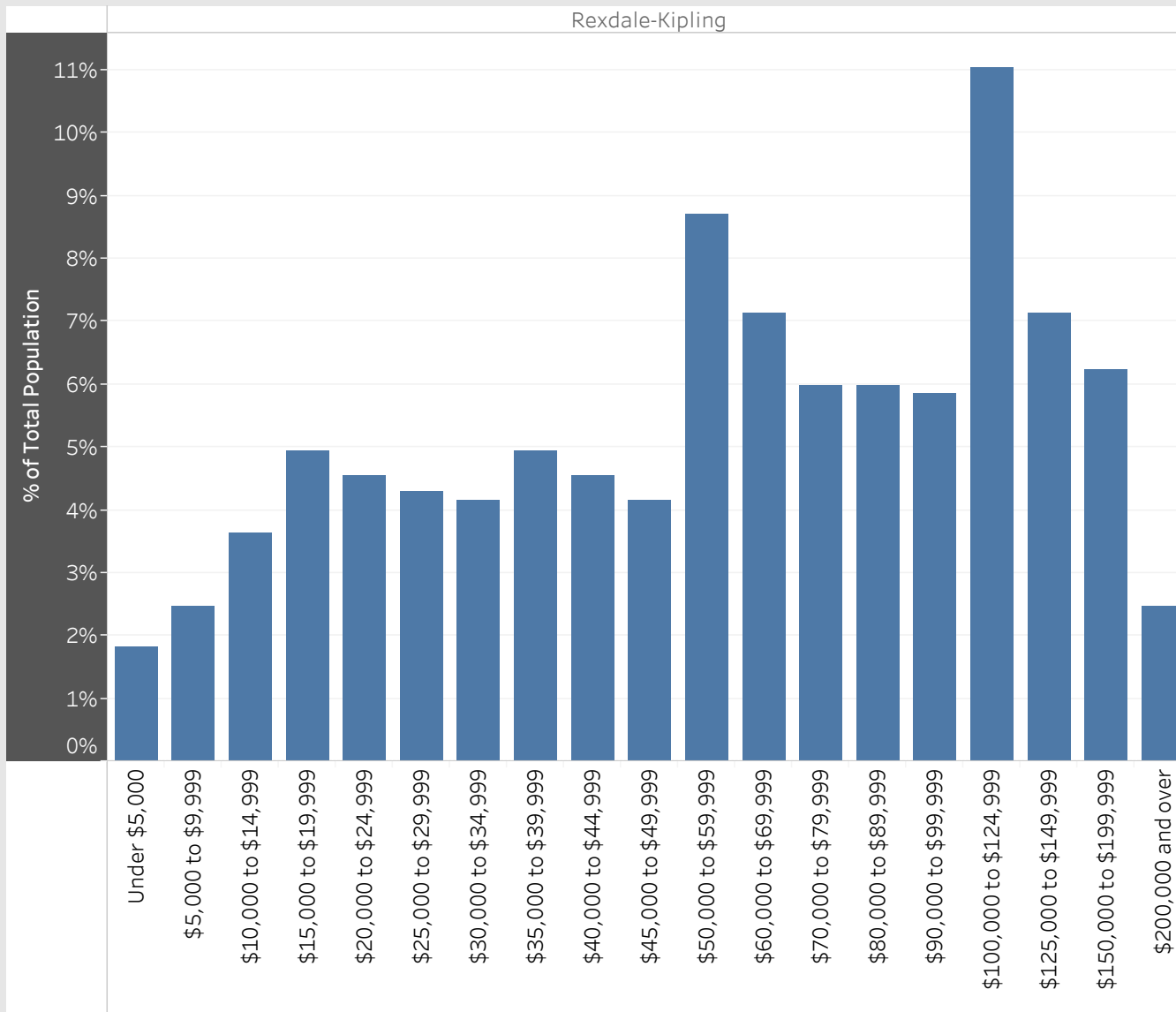


Rexdale-Kipling
Neighbourhood Breakdown
July 1st, 2015 - March 31st, 2018

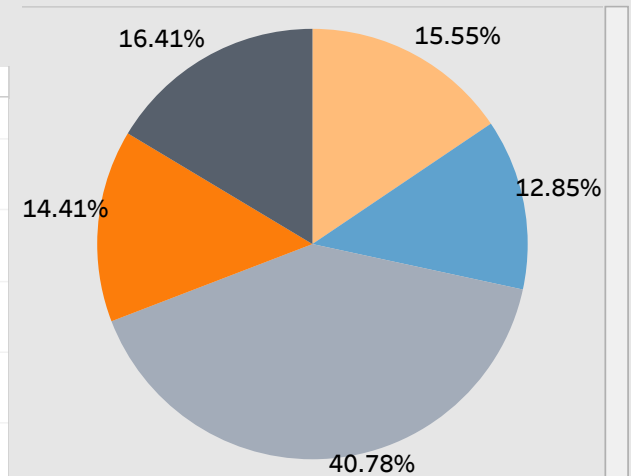


2016 StatsCan Data

Household Income in Rexdale-Kipling



Age



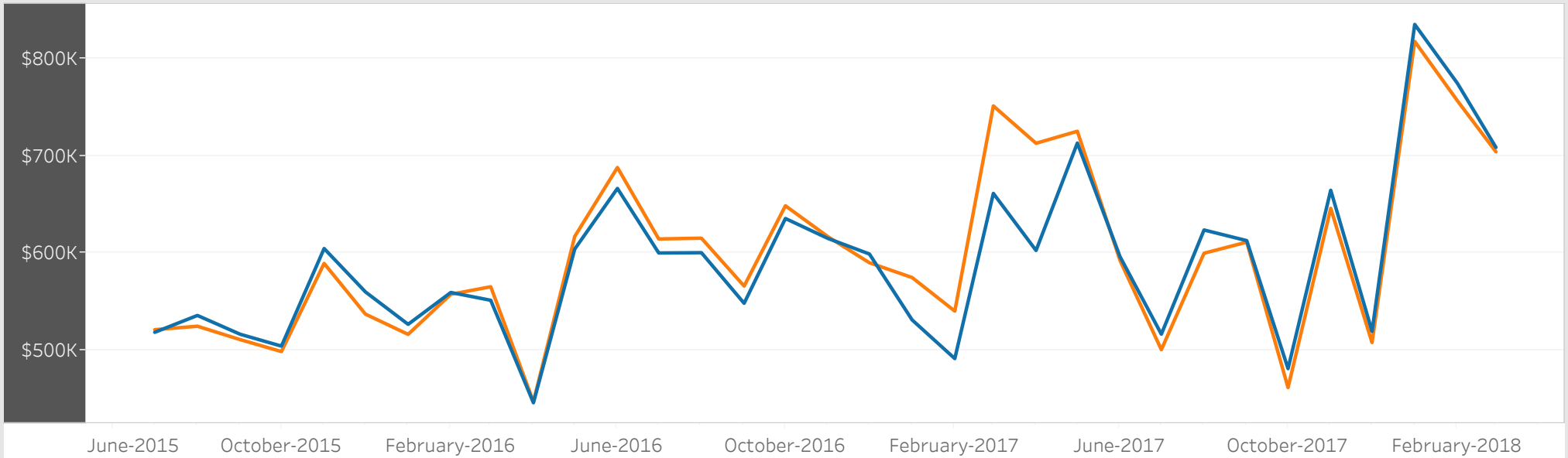
- Children (0-14 years)
- Youth (15-24 years)
- Working Age (25-54 years)
- Pre-retirement (55-64 years)
- Seniors (65+ years)

Visible Minorities

Not a visible minority	48.19%
Black	14.20%
South Asian	13.71%
Latin American	8.21%
Filipino	4.97%
Visible minority; n.i.e.	2.27%
West Asian	2.08%
Multiple visible minorities	1.64%
Southeast Asian	1.64%
Chinese	1.59%
Arab	1.06%
Japanese	0.34%
Korean	0.10%

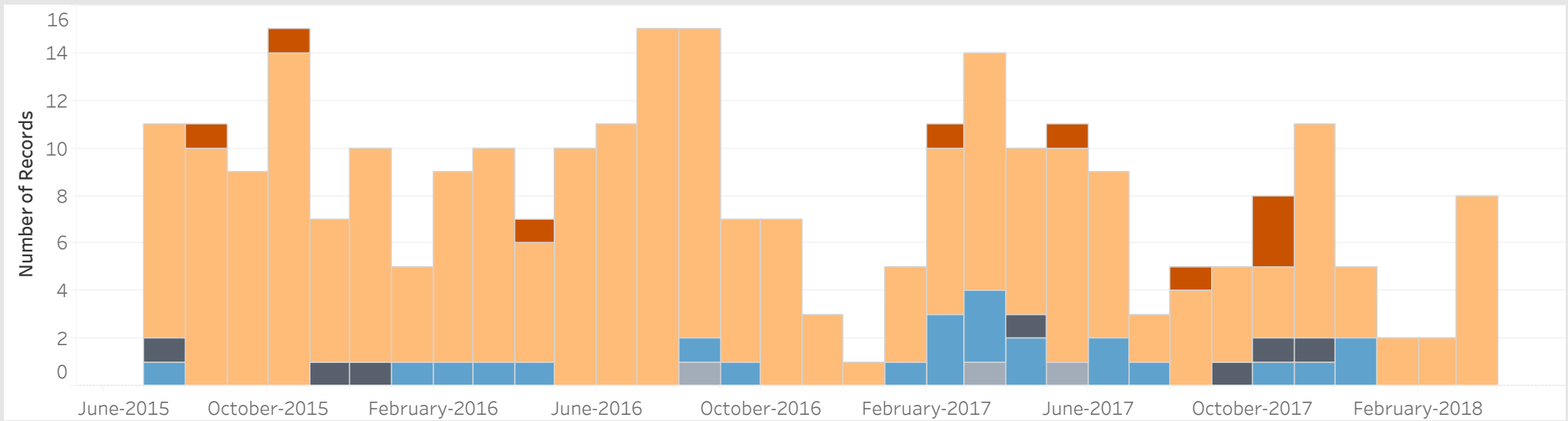
Average Sold Price vs. Average Ask Price in Rexdale-Kipling

■ Avg. List Price ■ Avg. Sold Price



Properties Sold in Rexdale-Kipling by Month

■ Condo ■ Detached ■ Semi-Detached ■ Townhouse ■ Other



Data

Month, Day, Year of Sold Date	Address1	Property Type	Bedrooms	Washrooms	Days on the Market	List Price	Sold Price
12 July, 2015	54 Barford Rd, Toronto	Detached	3	3	12	\$630K	\$620K
13 July, 2015	16 Fondy Crt, Toronto	Detached	3	2	6	\$498K	\$541K
	102 Redwater Dr, Toronto	Detached	4	3	7	\$600K	\$595K
	246, 258 John Garland Blvd, Toronto	Townhouse	3	1	22	\$124K	\$118K
14 July, 2015	2 Gladsmore Cres, Toronto	Detached	3	2	93	\$540K	\$519K
15 July, 2015	53 Benway Dr, Toronto	Semi-Detached	3	2	3	\$490K	\$490K
21 July, 2015	18 Clearbrooke Circ, Toronto	Detached	3	3	7	\$595K	\$610K
25 July, 2015	34 Redwater Dr, Toronto	Detached	3	2	3	\$579K	\$610K
27 July, 2015	27 Stavely Cres, Toronto	Detached	3	2	7	\$499K	\$492K
28 July, 2015	19 Tofield Cres, Toronto	Detached	3	2	13	\$600K	\$599K
30 July, 2015	6 Cromarty Dr, Toronto	Detached	3	2	6	\$550K	\$540K
8 August, 2015	99 Stavely Cres, Toronto	Detached	3	2	9	\$549K	\$530K
9 August, 2015	29 Byng Ave, Toronto	Detached	3	2	55	\$650K	\$621K
	66 Stavely Cres, Toronto	Detached	3	4	12	\$630K	\$617K
10 August, 2015	9 Hardisty Dr, Toronto	Detached	3	2	7	\$550K	\$540K
	178 Elmhurst Dr, Toronto	Detached	3	2	15	\$525K	\$505K
	1521, 700 Humberwood Blvd, Toronto	Condo	1	1	25	\$217K	\$213K
11 August, 2015	45 Stavely Cres, Toronto	Detached	3	3	2	\$515K	\$525K
24 August, 2015	21 Crowland Dr, Toronto	Detached	3	2	10	\$530K	\$518K
29 August, 2015	8 Restever Gate, Toronto	Detached	3	2	5	\$489K	\$482K
31 August, 2015	54 Watercliffe Rd, Toronto	Detached	3	2	39	\$600K	\$595K
	169 Jeffcoat Dr, Toronto	Detached	3	2	27	\$640K	\$628K
1 September, 2015	10 Redwater Dr, Toronto	Detached	3	2	28	\$500K	\$512K
2 September, 2015	24 Clearbrooke Circ, Toronto	Detached	3	2	13	\$499K	\$488K
7 September, 2015	60 Hinton Rd, Toronto	Detached	3	2	7	\$550K	\$535K
8 September, 2015	45 Allenby Ave, Toronto	Detached	3	2	36	\$488K	\$471K
10 September, 2015	3 Snaresbrook Dr, Toronto	Detached	3	1	58	\$485K	\$480K
16 September, 2015	7 Barrhead Cres, Toronto	Detached	3	1	8	\$460K	\$455K

Data

Month, Day, Year of Sold Date	Address1	Property Type	Bedrooms	Washrooms	Days on the Market	List Price	Sold Price
23 September, 2015	49 Pakenham Dr, Toronto	Detached	3	2	15	\$618K	\$604K
24 September, 2015	121 Redwater Dr, Toronto	Detached	3	3	29	\$630K	\$610K
28 September, 2015	7 Clearbrooke Circ, Toronto	Detached	3	1	1	\$420K	\$445K
1 October, 2015	74 Fordwich Cres, Toronto	Detached	3	2	20	\$587K	\$571K
2 October, 2015	58 Stavely Cres, Toronto	Detached	3	2	22	\$519K	\$495K
5 October, 2015	185 Clearbrooke Circ, Toronto	Detached	3	1	6	\$449K	\$475K
6 October, 2015	19 Restever Gate, Toronto	Detached	3	2	17	\$545K	\$522K
7 October, 2015	20 Stavely Cres, Toronto	Detached	3	1	52	\$539K	\$528K
8 October, 2015	8 Katrine Rd, Toronto	Detached	3	2	2	\$549K	\$549K
13 October, 2015	131 Redwater Dr, Toronto	Detached	2	3	16	\$530K	\$530K
14 October, 2015	14 Hinton Rd, Toronto	Detached	3	2	2	\$570K	\$579K
15 October, 2015	14 Restever Gate, Toronto	Detached	3	1	10	\$500K	\$490K
	37 Stavely Cres, Toronto	Detached	3	2	7	\$515K	\$526K
	121 Clearbrooke Circ, Toronto	Detached	3	1	22	\$480K	\$471K
18 October, 2015	2511, 710 Humberwood Blvd, Toronto	Condo	1	2	56	\$280K	\$279K
21 October, 2015	37 Orpington Cres, Toronto	Detached	3	2	16	\$500K	\$472K
28 October, 2015	1 Benway Dr, Toronto	Detached	3	3	8	\$545K	\$538K
31 October, 2015	107 Redwater Dr, Toronto	Detached	3	2	75	\$458K	\$457K
1 November, 2015	17 Barrhead Cres, Toronto	Detached	4	2	55	\$540K	\$539K
4 November, 2015	67 Hallow Cres, Toronto	Detached	3	2	12	\$550K	\$536K
5 November, 2015	25 Genthorn Ave, Toronto	Detached	3	2	18	\$470K	\$465K
6 November, 2015	81 Stavely Cres, Toronto	Detached	3	3	20	\$615K	\$590K
9 November, 2015	2 Drumheller Dr, Toronto	Detached	3	1	8	\$528K	\$550K
15 November, 2015	18 Moncrieff Dr, Toronto	Detached	3	2	19	\$530K	\$525K
24 November, 2015	18 Leduc Dr, Toronto	Semi-Detached	6	6	19	\$1,000K	\$920K
5 December, 2015	25 Tayrow Rd, Toronto	Detached	3	3	15	\$529K	\$515K
6 December, 2015	31 Tofield Cres, Toronto	Detached	3	2	6	\$499K	\$483K
7 December, 2015	278 Elmhurst Dr, Toronto	Semi-Detached	3	2	54	\$480K	\$473K

Data

Month, Day, Year of Sold Date	Address1	Property Type	Bedrooms	Washrooms	Days on the Market	List Price	Sold Price
8 December, 2015	45 Henley Cres, Toronto	Detached	3	2	5	\$530K	\$525K
14 December, 2015	11 Barwell Cres, Toronto	Detached	3	1	4	\$559K	\$520K
	35 Coppermill Dr, Toronto	Detached	3	3	96	\$635K	\$589K
15 December, 2015	74 Riverhead Dr, Toronto	Detached	3	2	33	\$550K	\$517K
25 December, 2015	32 Coppermill Dr, Toronto	Detached	3	2	73	\$550K	\$530K
27 December, 2015	35 Benway Dr, Toronto	Detached	3	2	46	\$649K	\$620K
30 December, 2015	34 Fordwich Cres, Toronto	Detached	3	3	42	\$620K	\$600K
7 January, 2016	22, 16 Rexdale Blvd, Toronto	Townhouse	3	2	46	\$205K	\$200K
21 January, 2016	3 Moncrieff Dr	Detached	3	2	7	\$585K	\$565K
29 January, 2016	21 Genthorn Ave	Detached	3	3	7	\$590K	\$600K
	237 Clearbrooke Circ	Detached	3	2	23	\$665K	\$640K
31 January, 2016	41 Genthorn Ave	Detached	3	1	25	\$589K	\$577K
1 February, 2016	185 Clearbrooke Circ	Detached	3	2	4	\$600K	\$625K
6 February, 2016	8 Restever Gate	Detached	3	2	1	\$640K	\$630K
9 February, 2016	263 Jeffcoat Dr	Detached	4	2	0	\$619K	\$600K
11 February, 2016	101 Fordwich Cres	Detached	3	2	6	\$550K	\$595K
12 February, 2016	869, 32 Tandridge Cres	Townhouse	3	2	18	\$260K	\$260K
15 February, 2016	48 Hinton Rd	Detached	3	2	27	\$590K	\$580K
22 February, 2016	7 Tofield Cres	Detached	3	1	12	\$538K	\$533K
26 February, 2016	26 Genthorn Ave	Detached	4	4	23	\$639K	\$610K
28 February, 2016	89 Fordwich Cres	Detached	3	3	12	\$600K	\$585K
3 March, 2016	43 Ludgate Dr	Detached	3	2	6	\$590K	\$586K
7 March, 2016	6 Riverhead Dr	Detached	5	4	14	\$784K	\$755K
8 March, 2016	113 Elmhurst Dr	Detached	3	2	5	\$535K	\$601K
9 March, 2016	67 Barford Rd	Detached	3	2	7	\$569K	\$625K
13 March, 2016	45 Redwater Dr	Detached	3	2	2	\$530K	\$545K
	51, 16 Rexdale Blvd	Townhouse	3	2	13	\$169K	\$165K
14 March, 2016	160 Clearbrook Circ	Detached	3	4	2	\$620K	\$610K

Data

Month, Day, Year of Sold Date	Address1	Property Type	Bedrooms	Washrooms	Days on the Market	List Price	Sold Price
17 March, 2016	41 Benway Dr	Detached	3	2	0	\$550K	\$567K
18 March, 2016	28 Barwell Cres	Detached	3	2	7	\$579K	\$580K
28 March, 2016	60 Watercliffe Rd	Detached	3	2	3	\$589K	\$620K
5 April, 2016	28, 16 Rexdale Blvd	Townhouse	3	2	13	\$210K	\$210K
11 April, 2016	16 Coppermill Dr	Detached	3	1	3	\$490K	\$495K
12 April, 2016	10 Snaresbrook Dr	Detached	2	2	6	\$500K	\$500K
13 April, 2016	170 Clearbrooke Circ	Detached	3	4	9	\$600K	\$625K
19 April, 2016	705, 21 Markbrook Lane	Condo	2	2	30	\$250K	\$240K
20 April, 2016	29 Redwater Dr	Detached	3	2	14	\$525K	\$525K
26 April, 2016	47 Fordwich Cres	Detached	3	2	12	\$548K	\$535K
2 May, 2016	27 Checkendon Dr	Detached	3	2	86	\$609K	\$598K
6 May, 2016	54 Redwater Dr	Detached	3	2	1	\$629K	\$625K
	165 Redwater Dr	Detached	3	2	11	\$599K	\$595K
9 May, 2016	61 Barford Rd	Detached	3	2	7	\$600K	\$635K
10 May, 2016	71 Redwater Dr	Detached	3	2	6	\$520K	\$571K
13 May, 2016	103 Stavelly Cres	Detached	3	2	24	\$630K	\$605K
15 May, 2016	28 Hallow Cres	Detached	3	1	11	\$450K	\$536K
	45 Rosefair Cres	Detached	3	2	20	\$596K	\$596K
17 May, 2016	65 Elmhurst Dr	Detached	4	4	13	\$750K	\$740K
25 May, 2016	10 Henley Cres	Detached	3	3	10	\$659K	\$670K
1 June, 2016	5 Byng Ave	Detached	3	3	0	\$970K	\$918K
	71 Henley Cres	Detached	3	3	8	\$640K	\$667K
5 June, 2016	8 Katrine Rd N	Detached	3	2	8	\$690K	\$720K
	54 Genthorn Ave	Detached	3	4	2	\$578K	\$650K
7 June, 2016	14 Humheller Rd	Detached	3	2	8	\$639K	\$631K
9 June, 2016	21 Barwell Cres	Detached	3	2	8	\$620K	\$651K
12 June, 2016	39 Benway Dr	Detached	3	2	5	\$625K	\$650K
22 June, 2016	2 Meath Rd	Detached	3	3	20	\$630K	\$620K

Data

Month, Day, Year of Sold Date	Address1	Property Type	Bedrooms	Washrooms	Days on the Market	List Price	Sold Price
23 June, 2016	127 Riverhead Dr	Detached	3	2	8	\$700K	\$693K
29 June, 2016	61 Genthorn Ave	Detached	3	2	7	\$549K	\$567K
	135 Riverhead Dr	Detached	3	2	8	\$690K	\$800K
2 July, 2016	31 Tofield Cres	Detached	3	3	12	\$600K	\$618K
5 July, 2016	1 Barrhead Cres	Detached	2	2	8	\$580K	\$574K
	16 Kennebec Cres	Detached	3	2	8	\$529K	\$560K
7 July, 2016	3 Henley Cres	Detached	3	2	7	\$450K	\$552K
12 July, 2016	5 Clearbrooke Circ	Detached	3	2	32	\$550K	\$535K
13 July, 2016	4 Henley Cres	Detached	4	4	5	\$739K	\$795K
	98 Redwater Dr	Detached	3	2	34	\$600K	\$595K
14 July, 2016	18 Crowland Dr	Detached	2	2	8	\$600K	\$590K
19 July, 2016	52 Benway Dr	Detached	3	2	14	\$589K	\$590K
25 July, 2016	14 Coppermill Dr	Detached	3	2	20	\$580K	\$575K
	126 Redwater Dr N	Detached	3	3	5	\$585K	\$600K
26 July, 2016	7 Clearbrooke Circ	Detached	3	3	14	\$660K	\$650K
	36 Kingsknowe Rd	Detached	3	2	12	\$660K	\$640K
28 July, 2016	174 Elmhurst Dr N	Detached	3	2	2	\$580K	\$602K
29 July, 2016	63 Riverhead Dr	Detached	3	2	9	\$700K	\$742K
2 August, 2016	9 Restever Gate	Detached	3	2	18	\$660K	\$668K
	41 Benway Dr	Detached	3	2	6	\$680K	\$715K
8 August, 2016	20 Crowland Dr	Detached	2	2	5	\$600K	\$608K
11 August, 2016	3 Lagos Rd	Detached	3	4	16	\$659K	\$658K
	24, 16 Rexdale Blvd	Townhouse	3	2	11	\$230K	\$225K
	2151 Kipling Ave	Detached	2	3	22	\$625K	\$612K
13 August, 2016	121 Clearbrooke Circ	Detached	3	2	50	\$630K	\$619K
16 August, 2016	7 Restever Gate	Detached	3	1	4	\$610K	\$662K
17 August, 2016	14 Henley Cres	Detached	3	3	7	\$550K	\$590K
22 August, 2016	23 Checkendon Dr	Detached	3	2	7	\$620K	\$642K

Data

Month, Day, Year of Sold Date	Address1	Property Type	Bedrooms	Washrooms	Days on the Market	List Price	Sold Price
23 August, 2016	21 Byng Ave	Detached	4	3	33	\$790K	\$765K
26 August, 2016	29 Tayrow Rd	Detached	3	2	10	\$654K	\$675K
28 August, 2016	40 Checkendon Dr	Detached	3	2	5	\$670K	\$675K
29 August, 2016	2079 Kipling Ave	Other	4	3	58	\$630K	\$590K
31 August, 2016	114 Elmhurst Dr	Detached	3	2	2	\$399K	\$525K
3 September, 2016	4 Gosfield Gate	Detached	3	5	20	\$740K	\$729K
12 September, 2016	48 Hallow Cres	Detached	3	2	5	\$600K	\$643K
15 September, 2016	4, 242 John Garland Blvd	Townhouse	3	2	52	\$190K	\$189K
16 September, 2016	168 Clearbrooke Circ	Detached	3	1	22	\$520K	\$500K
22 September, 2016	31 Genthorn Ave	Detached	3	2	3	\$660K	\$665K
24 September, 2016	42 Gladsmore Cres	Detached	2	2	2	\$579K	\$626K
28 September, 2016	70 Clearbrooke Circ	Detached	3	2	9	\$550K	\$610K
3 October, 2016	19 Stavely Cres	Detached	3	2	3	\$639K	\$639K
13 October, 2016	25 Huntsmoor Rd	Detached	2	1	8	\$560K	\$559K
	52 Redwater Dr	Detached	3	2	3	\$580K	\$635K
17 October, 2016	95 Riverhead Dr	Detached	3	2	6	\$790K	\$835K
18 October, 2016	191 Elmhurst Dr	Detached	3	2	56	\$680K	\$660K
26 October, 2016	40 Clearbrooke Circ	Detached	3	3	14	\$600K	\$627K
28 October, 2016	27 Tofield Cres	Detached	3	3	14	\$600K	\$585K
14 November, 2016	31 Coppermill Dr	Detached	2	1	6	\$550K	\$565K
16 November, 2016	76 Riverhead Dr	Detached	3	2	9	\$640K	\$650K
18 November, 2016	14 Stavely Cres	Detached	3	2	26	\$655K	\$635K
19 December, 2016	180 Elmhurst Dr	Detached	3	2	46	\$599K	\$590K
2 January, 2017	3 Henley Cres	Detached	3	2	6	\$700K	\$696K
6 January, 2017	51 Stavely Cres	Detached	3	2	22	\$650K	\$645K
24 January, 2017	7 Coolhurst Dr	Detached	3	2	1	\$549K	\$708K
	18 Tofield Cres	Detached	3	1	5	\$530K	\$581K
27 January, 2017	4, 40 Rexdale Blvd	Townhouse	3	2	10	\$228K	\$245K

Data

Month, Day, Year of Sold Date	Address1	Property Type	Bedrooms	Washrooms	Days on the Market	List Price	Sold Price
4 February, 2017	315, 80 Esther Lorrie Dr	Condo	1	1	25	\$300K	\$287K
9 February, 2017	2, 40 Rexdale Blvd	Townhouse	2	2	13	\$200K	\$232K
13 February, 2017	35 Hallow Cres	Detached	3	2	4	\$499K	\$565K
	107 Fordwich Cres	Detached	4	3	5	\$650K	\$780K
	126 Clearbrooke Circ	Detached	3	2	4	\$578K	\$651K
14 February, 2017	25, 16 Rexdale Blvd	Townhouse	2	2	9	\$265K	\$258K
15 February, 2017	1 Barwell Cres	Detached	3	3	8	\$749K	\$778K
16 February, 2017	54 Fordwich Cres	Detached	4	3	3	\$600K	\$661K
23 February, 2017	49, 28 Rexdale Blvd	Townhouse	3	2	14	\$229K	\$230K
24 February, 2017	38 Henley Cres	Detached	3	2	4	\$638K	\$720K
28 February, 2017	7 Checkendon Dr	Detached	3	2	7	\$699K	\$782K
2 March, 2017	2 Tofield Cres	Detached	3	2	8	\$700K	\$830K
4 March, 2017	27 Snaresbrook Dr	Detached	3	2	7	\$620K	\$700K
6 March, 2017	117 Riverhead Dr	Detached	3	2	4	\$830K	\$910K
7 March, 2017	128 Elmhurst Dr	Detached	3	2	8	\$629K	\$825K
8 March, 2017	31, 40 Rexdale Blvd	Townhouse	3	2	5	\$270K	\$287K
11 March, 2017	2 Berry Creek Dr	Detached	3	4	1	\$730K	\$845K
	5 Hardisty Dr	Detached	2	2	5	\$575K	\$720K
	111 Riverhead Dr	Detached	4	3	1	\$880K	\$1,088K
20 March, 2017	34, 40 Rexdale Blvd	Townhouse	3	2	9	\$200K	\$230K
	2251 Kipling Ave	Other	0	6	128	\$1,500K	\$1,500K
21 March, 2017	106 Clearbrooke Circ	Detached	2	1	8	\$599K	\$700K
26 March, 2017	22 Tayrow Rd	Detached	3	2	6	\$640K	\$772K
28 March, 2017	3 Hardisty Dr	Detached	3	1	8	\$770K	\$770K
29 March, 2017	58, 16 Rexdale Blvd	Townhouse	3	2	6	\$316K	\$340K
2 April, 2017	37 Rosefair Cres	Detached	3	2	6	\$700K	\$865K
7 April, 2017	14 Pakenham Dr	Detached	3	1	8	\$500K	\$706K
9 April, 2017	3, 40 Rexdale Blvd	Townhouse	3	2	9	\$235K	\$295K

Data

Month, Day, Year of Sold Date	Address1	Property Type	Bedrooms	Washrooms	Days on the Market	List Price	Sold Price
10 April, 2017	16, 28 Rexdale Blvd	Townhouse	3	2	7	\$329K	\$369K
	46 Frost St	Detached	3	3	7	\$800K	\$935K
17 April, 2017	19 Moncrieff Dr	Detached	3	2	6	\$700K	\$847K
19 April, 2017	9 Pakenham Dr	Detached	3	2	6	\$650K	\$789K
20 April, 2017	16 Coppermill Dr	Detached	3	3	7	\$799K	\$880K
24 April, 2017	137 Elmhurst Dr	Detached	3	2	4	\$699K	\$793K
29 April, 2017	292 Elmhurst Dr	Semi-Detached	3	2	5	\$615K	\$650K
1 May, 2017	20 Rosefair Cres	Detached	3	2	23	\$769K	\$757K
7 May, 2017	56 Frost St, Toronto	Detached	3	2	18	\$849K	\$835K
12 May, 2017	174 Elmhurst Dr N	Detached	3	3	8	\$859K	\$840K
15 May, 2017	110, 80 Esther Lorrie Dr	Condo	1	1	21	\$330K	\$325K
16 May, 2017	11 Crowland Dr	Detached	3	2	7	\$718K	\$755K
18 May, 2017	3 Henley Cres	Detached	3	2	17	\$650K	\$745K
	2067 Kipling Ave	Other	4	4	14	\$830K	\$810K
22 May, 2017	66 Barford Rd	Detached	3	2	7	\$740K	\$775K
28 May, 2017	18 Restever Gate	Detached	3	2	13	\$799K	\$780K
29 May, 2017	33 Genthorn Ave	Detached	3	2	8	\$600K	\$655K
31 May, 2017	7 Katrine Rd	Detached	3	2	21	\$700K	\$700K
1 June, 2017	4 Coppermill Dr, Toronto	Detached	3	2	8	\$679K	\$675K
8 June, 2017	143 Clearbrooke Circ	Detached	3	2	6	\$599K	\$612K
9 June, 2017	2157 Kipling Ave	Detached	3	2	14	\$695K	\$690K
13 June, 2017	52 Frost St	Detached	4	1	8	\$650K	\$705K
14 June, 2017	9 Crowland Dr	Detached	3	2	6	\$629K	\$629K
16 June, 2017	36 Kingsknowe Rd	Detached	3	2	28	\$829K	\$800K
25 June, 2017	144 Clearbrooke Circ	Detached	3	2	18	\$650K	\$640K
28 June, 2017	48, 28 Rexdale Blvd	Townhouse	2	2	22	\$295K	\$255K
30 June, 2017	15, 28 Rexdale Blvd	Townhouse	2	2	10	\$340K	\$325K
3 July, 2017	16 Berry Creek Dr	Detached	3	2	54	\$650K	\$650K

Data

Month, Day, Year of Sold Date	Address1	Property Type	Bedrooms	Washrooms	Days on the Market	List Price	Sold Price
4 July, 2017	2, 40 Rexdale Blvd N	Townhouse	2	2	42	\$300K	\$270K
28 July, 2017	11 Barrhead Cres	Detached	3	2	17	\$600K	\$582K
2 August, 2017	248 Elmhurst Dr	Detached	3	2	47	\$650K	\$615K
15 August, 2017	35 Coppermill Dr	Detached	3	3	7	\$729K	\$725K
16 August, 2017	55 Tofield Cres	Detached	2	2	29	\$650K	\$630K
17 August, 2017	31 Coppermill Dr	Detached	2	1	94	\$690K	\$635K
23 August, 2017	1118, 80 Esther Lorrie Dr	Condo	2	2	9	\$400K	\$394K
8 September, 2017	1 Benway Dr	Detached	3	3	16	\$689K	\$670K
18 September, 2017	7 Crowland Dr	Detached	3	2	6	\$525K	\$571K
19 September, 2017	16 Benway Dr	Detached	3	2	37	\$700K	\$685K
22 September, 2017	29 Brookmere Rd	Semi-Detached	3	2	31	\$550K	\$530K
28 September, 2017	15 Tofield Cres	Detached	3	2	6	\$600K	\$600K
1 October, 2017	19 Brookmere Rd	Semi-Detached	3	1	1	\$550K	\$555K
6 October, 2017	119, 700 Humberwood Blvd	Condo	2	1	53	\$355K	\$349K
10 October, 2017	56 Frost St	Detached	3	2	69	\$800K	\$720K
17 October, 2017	516, 80 Esther Lorrie Dr N	Condo	1	1	38	\$300K	\$292K
19 October, 2017	72 Hinton Rd	Detached	3	1	23	\$650K	\$595K
23 October, 2017	38, 40 Rexdale Blvd	Townhouse	3	2	31	\$315K	\$299K
25 October, 2017	616, 80 Esther Lorrie Dr N	Condo	1	1	46	\$300K	\$294K
31 October, 2017	47 Hallow Cres	Detached	3	2	7	\$580K	\$590K
1 November, 2017	48 Gladsmore Cres	Detached	3	2	14	\$649K	\$635K
2 November, 2017	161 Elmhurst Dr	Detached	3	2	1	\$750K	\$750K
4 November, 2017	40, 40 Rexdale Blvd	Townhouse	2	2	33	\$280K	\$255K
5 November, 2017	1 Hallow Cres	Detached	3	2	43	\$739K	\$700K
9 November, 2017	27 Redwater Dr	Detached	3	1	9	\$595K	\$585K
15 November, 2017	4 Coppermill Dr	Detached	3	2	14	\$625K	\$619K
18 November, 2017	43 Hallow Cres	Detached	3	1	15	\$660K	\$625K
21 November, 2017	286 Elmhurst Dr	Semi-Detached	3	3	14	\$599K	\$575K

Data

Month, Day, Year of Sold Date	Address1	Property Type	Bedrooms	Washrooms	Days on the Market	List Price	Sold Price
22 November, 2017	12 Lagos Rd	Detached	3	3	21	\$688K	\$677K
28 November, 2017	94 Clearbrooke Circ	Detached	2	2	13	\$595K	\$610K
29 November, 2017	124 Redwater Dr	Detached	4	4	6	\$1,130K	\$1,075K
14 December, 2017	49, 28 Rexdale Blvd	Townhouse	3	2	12	\$330K	\$325K
19 December, 2017	18, 28 Rexdale Blvd	Townhouse	2	2	34	\$300K	\$300K
20 December, 2017	78 Barford Rd	Detached	3	2	20	\$700K	\$670K
27 December, 2017	11 Restever Gate	Detached	3	2	34	\$700K	\$680K
29 December, 2017	23 Tofield Cres	Detached	3	2	45	\$568K	\$565K
11 January, 2018	102 Riverhead Dr	Detached	3	2	49	\$850K	\$835K
16 January, 2018	95 Stavely Cres	Detached	3	2	5	\$820K	\$800K
14 February, 2018	52 Frost St	Detached	4	4	20	\$850K	\$843K
15 February, 2018	21 Cromarty Dr	Detached	3	1	16	\$699K	\$670K
1 March, 2018	3 Barwell Cres	Detached	3	2	37	\$797K	\$773K
2 March, 2018	59 Redwater Dr	Detached	3	2	8	\$590K	\$671K
6 March, 2018	19 Benway Dr	Detached	3	2	33	\$750K	\$748K
8 March, 2018	9 Tofield Cres	Detached	3	2	5	\$690K	\$675K
15 March, 2018	16 Berry Creek Dr	Detached	3	2	41	\$819K	\$790K
22 March, 2018	16 Moncrieff Dr	Detached	3	2	16	\$700K	\$700K
	47 Barrhead Cres	Detached	3	1	35	\$618K	\$600K
23 March, 2018	111 Fordwich Cres	Detached	3	1	23	\$705K	\$675K