

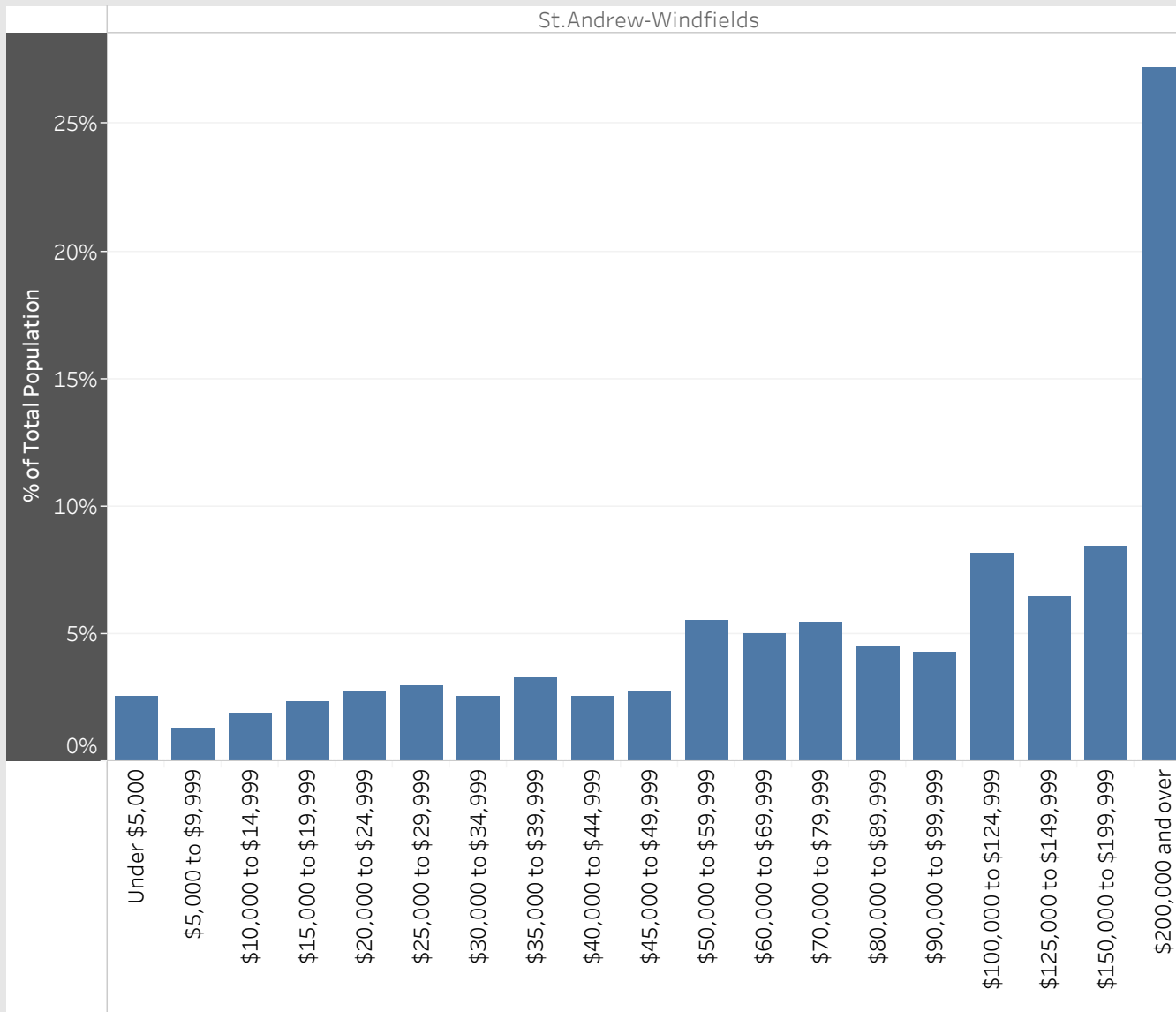
St. Andrew-Windfields  
Neighbourhood Breakdown  
July 1st, 2015 - March 31st, 2018

St. Andrew-Windfields  
40

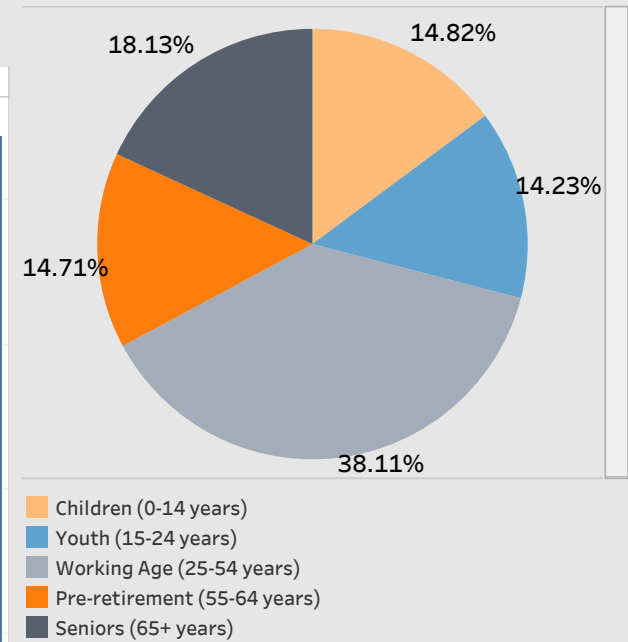


# 2016 StatsCan Data

## Household Income in St. Andrew-Windfields



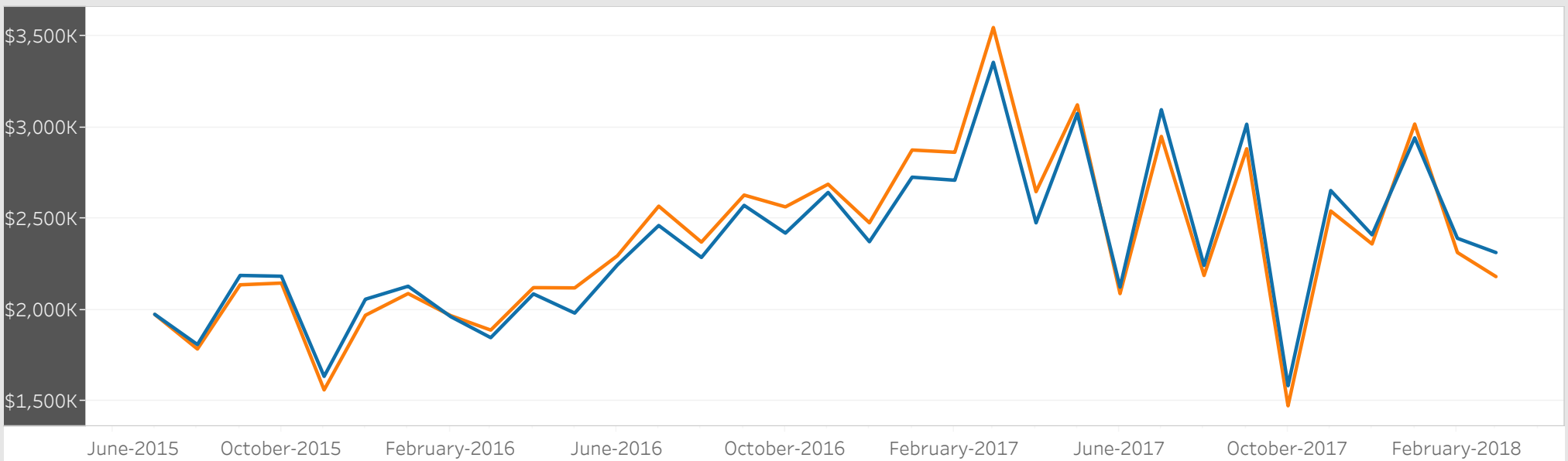
## Age



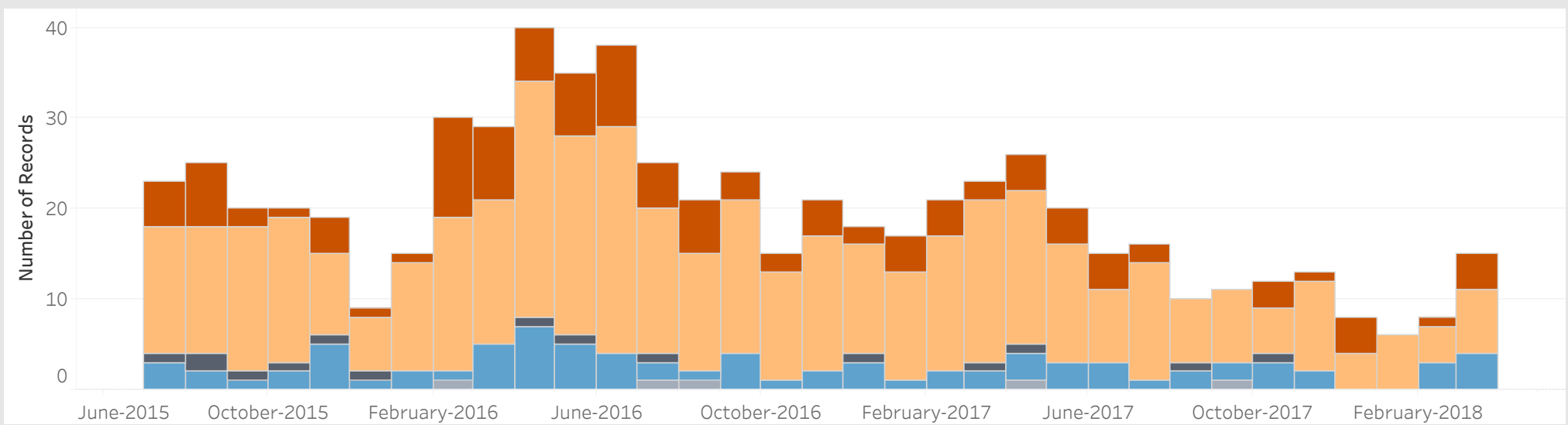
## Visible Minorities

Not a visible minority	49.45%
Chinese	21.77%
West Asian	6.34%
South Asian	6.09%
Korean	4.64%
Black	3.74%
Filipino	2.24%
Latin American	1.73%
Multiple visible minorities	1.30%
Arab	1.05%
Japanese	0.82%
Visible minority; n.i.e.	0.45%
Southeast Asian	0.40%

### Average Sold Price vs. Average Ask Price in St. Andrew-Windfields



### Properties Sold in St. Andrew-Windfields by Month



## Data

Month, Day, Year of Sold Date	Address1	Property Type	Bedrooms	Washrooms	Days on the Market	List Price	Sold Price
2 July, 2015	74 Scenic Millway , Toronto	Townhouse	3	3	23	\$800K	\$818K
5 July, 2015	372 Old Yonge St, Toronto	Detached	6	7	82	\$3,795K	\$3,577K
6 July, 2015	5 Northey Dr, Toronto	Semi-Detached	2	2	4	\$555K	\$657K
7 July, 2015	5 Cotswold Cres, Toronto	Detached	4	6	35	\$2,299K	\$2,195K
	508, 38 William Carson Cres, Toronto	Condo	3	1	24	\$379K	\$371K
8 July, 2015	7, 69 Upper Canada Dr, Toronto	Townhouse	3	3	14	\$569K	\$550K
11 July, 2015	23 Fifeshire Rd, Toronto	Detached	5	8	4	\$4,295K	\$4,501K
12 July, 2015	12 Mellowood Dr, Toronto	Detached	3	4	7	\$1,588K	\$1,585K
	17 York Ridge Rd, Toronto	Detached	6	12	27	\$6,500K	\$6,388K
	66 Cotswold Cres, Toronto	Detached	5	7	82	\$2,750K	\$2,610K
15 July, 2015	315, 11 William Carson Cres, Toronto	Condo	2	2	24	\$535K	\$510K
16 July, 2015	55 Forest Heights Blvd, Toronto	Detached	5	10	57	\$6,288K	\$5,700K
	103 Lord Seaton Rd, Toronto	Detached	4	3	3	\$1,468K	\$1,910K
19 July, 2015	15 Dunlace Dr, Toronto	Detached	4	3	8	\$1,100K	\$1,245K
	395 Woodsworth Rd, Toronto	Detached	4	4	5	\$1,280K	\$1,300K
20 July, 2015	605, 11 William Carson Cres, Toronto	Condo	2	2	17	\$750K	\$780K
21 July, 2015	217, 18 William Carson Cres, Toronto	Condo	1	2	44	\$600K	\$580K
22 July, 2015	60 Fifeshire Rd, Toronto	Detached	3	4	83	\$3,480K	\$3,409K
26 July, 2015	176 Lord Seaton Rd, Toronto	Detached	5	5	33	\$2,499K	\$2,438K
27 July, 2015	20 Anvil Millway , Toronto	Townhouse	4	3		\$858K	\$840K
	204, 96 Fifeshire Rd, Toronto	Condo	3	2	62	\$500K	\$468K
28 July, 2015	75 Bannatyne Dr, Toronto	Detached	3	5	7	\$1,499K	\$1,850K
	165 Woodsworth Rd, Toronto	Detached	3	4	6	\$1,080K	\$1,175K
1 August, 2015	10 Rollscourt Dr, Toronto	Detached	3	4	3	\$3,179K	\$2,970K
2 August, 2015	16 Dempsey Cres, Toronto	Detached	5	9	3	\$5,888K	\$5,650K
	350 Woodsworth Rd, Toronto	Semi-Detached	3	2	7	\$729K	\$841K
3 August, 2015	337 Woodsworth Rd, Toronto	Semi-Detached	3	2	2	\$700K	\$734K
4 August, 2015	110 York Mills Rd, Toronto	Detached	3	4	55	\$1,499K	\$1,440K

## Data

Month, Day, Year of Sold Date	Address1	Property Type	Bedrooms	Washrooms	Days on the Market	List Price	Sold Price
4 August, 2015	802, 18 William Carson Cres, Toronto	Condo	1	1	112	\$335K	\$329K
9 August, 2015	24 Farrington Dr, Toronto	Detached	5	9	25	\$5,680K	\$5,450K
10 August, 2015	29 Pinnacle Rd, Toronto	Detached	4	4	6	\$1,829K	\$1,872K
11 August, 2015	103, 18 William Carson Cres, Toronto	Condo	1	2	15	\$528K	\$518K
	111 Scenic Millway Way, Toronto	Townhouse	3	3	6	\$900K	\$890K
	221, 18 William Carson Cres, Toronto	Condo	1	2	55	\$585K	\$580K
	621, 28 William Carson Cres, Toronto	Condo	2	2	41	\$850K	\$820K
13 August, 2015	6, 71 Upper Canada Dr, Toronto	Townhouse	2	2	1	\$530K	\$545K
	80 Magpie Cres, Toronto	Detached	4	4	7	\$1,888K	\$2,125K
16 August, 2015	8 Fairmeadow Ave, Toronto	Detached	5	7	20	\$3,338K	\$3,100K
18 August, 2015	33 Carluke Cres, Toronto	Detached	3	3	1	\$969K	\$969K
19 August, 2015	31 Normandale Cres, Toronto	Detached	4	7	45	\$2,480K	\$2,347K
21 August, 2015	615, 28 William Carson Cres, Toronto	Condo	2	1	46	\$397K	\$384K
23 August, 2015	35 Hopperton Dr, Toronto	Detached	4	2	4	\$1,179K	\$1,237K
24 August, 2015	35 Rollscourt Dr, Toronto	Detached	5	9	60	\$3,822K	\$3,600K
	67 Bannatyne Dr, Toronto	Detached	4	5	6	\$1,788K	\$2,300K
	703, 38 William Carson Cres, Toronto	Condo	3	1	42	\$389K	\$378K
25 August, 2015	21 Dempsey Cres, Toronto	Detached	3	7	103	\$3,380K	\$3,300K
26 August, 2015	28 Foursome Cres, Toronto	Detached	4	3	23	\$1,718K	\$1,600K
31 August, 2015	916, 18 William Carson Cres, Toronto	Condo	1	2	26	\$700K	\$690K
1 September, 2015	19 Danville Dr, Toronto	Detached	4	3	1	\$1,680K	\$1,725K
2 September, 2015	182 Upper Canada Dr, Toronto	Semi-Detached	5	2	10	\$788K	\$812K
3 September, 2015	107 Yorkminster Rd, Toronto	Detached	5	8	53	\$4,395K	\$4,150K
5 September, 2015	5 Carluke Cres, Toronto	Detached	5	4	97	\$2,150K	\$1,840K
7 September, 2015	18 Wimpole Dr, Toronto	Detached	4	7		\$3,750K	\$3,580K
8 September, 2015	131 Munro Blvd, Toronto	Detached	4	7		\$2,758K	\$2,725K
11 September, 2015	3 Proudbank Mill Way, Toronto	Townhouse	3	3	2	\$868K	\$865K
14 September, 2015	51 Ealing Dr, Toronto	Detached	4	4	19	\$1,749K	\$1,700K

## Data

Month, Day, Year of Sold Date	Address1	Property Type	Bedrooms	Washrooms	Days on the Market	List Price	Sold Price
14 September, 2015	223, 28 William Carson Cres, Toronto	Condo	2	2	12	\$618K	\$596K
16 September, 2015	75 Northdale Rd, Toronto	Detached	4	3	3	\$1,895K	\$2,200K
19 September, 2015	7 Heathcote Ave, Toronto	Detached	3	4	32	\$2,999K	\$2,800K
	104 Upper Canada Dr, Toronto	Detached	4	7	12	\$2,648K	\$2,529K
21 September, 2015	189 Gordon Rd, Toronto	Detached	5	6	6	\$3,195K	\$3,100K
22 September, 2015	6 Montessor Dr, Toronto	Detached	5	4	4	\$1,859K	\$1,790K
	9 Hopperton Dr, Toronto	Detached	5	5	8	\$1,179K	\$1,371K
23 September, 2015	97 Truman Rd, Toronto	Detached	5	8	3	\$3,995K	\$3,850K
25 September, 2015	227 Owen Blvd, Toronto	Detached	5	8	16	\$3,695K	\$3,620K
28 September, 2015	317, 38 William Carson Cres, Toronto	Condo	3	2	43	\$645K	\$625K
29 September, 2015	204 York Mills Rd, Toronto	Detached	3	3	65	\$1,248K	\$1,180K
30 September, 2015	16 Davean Dr, Toronto	Detached	3	3	8	\$1,688K	\$1,716K
4 October, 2015	349 Banbury Rd, Toronto	Detached	4	3	7	\$1,389K	\$1,912K
5 October, 2015	40B Ealing Dr, Toronto	Detached	4	5	25	\$2,200K	\$2,036K
6 October, 2015	70 Mossgrove Tr, Toronto	Detached	5	4	9	\$1,588K	\$1,730K
7 October, 2015	17 Brassbell Millway Way, Toronto	Townhouse	2	3	42	\$599K	\$583K
12 October, 2015	7 Truman Rd, Toronto	Detached	2	5	127	\$2,650K	\$2,380K
17 October, 2015	32 Hopperton Dr, Toronto	Detached	3	3	10	\$1,289K	\$1,375K
18 October, 2015	806, 28 William Carson Cres, Toronto	Condo	2	2	25	\$649K	\$600K
19 October, 2015	77 Gerald St, Toronto	Detached	5	7		\$2,998K	\$2,900K
20 October, 2015	12 Fairmeadow Ave, Toronto	Detached	5	5	13	\$2,968K	\$2,800K
	18 Cotswold Cres, Toronto	Detached	4	4	8	\$2,288K	\$2,180K
	29 Anvil Millway , Toronto	Townhouse	2	2	16	\$700K	\$700K
22 October, 2015	159 Old Yonge St, Toronto	Detached	5	8		\$3,380K	\$3,045K
24 October, 2015	81 Northey Dr, Toronto	Semi-Detached	3	2	5	\$800K	\$888K
25 October, 2015	88 Aldershot Cres, Toronto	Detached	4	3	7	\$1,749K	\$2,010K
	106 Mossgrove Tr, Toronto	Detached	5	4	4	\$1,780K	\$1,880K
26 October, 2015	9 Lauderdale Dr, Toronto	Detached	5	8	92	\$4,990K	\$4,660K

## Data

Month, Day, Year of Sold Date	Address1	Property Type	Bedrooms	Washrooms	Days on the Market	List Price	Sold Price
27 October, 2015	91 Gordon Rd, Toronto	Detached	4	3	22	\$1,995K	\$1,845K
	100 Munro Blvd, Toronto	Detached	5	6	7	\$3,348K	\$3,225K
28 October, 2015	158 Munro Blvd, Toronto	Detached	5	7	23	\$2,995K	\$2,995K
31 October, 2015	125 Munro Blvd, Toronto	Detached	4	7	17	\$3,360K	\$3,220K
1 November, 2015	23 Carnwath Cres, Toronto	Detached	4	4	13	\$1,796K	\$1,710K
4 November, 2015	308, 38 William Carson Cres, Toronto	Condo	3	1	23	\$399K	\$385K
8 November, 2015	153 Upper Canada Dr, Toronto	Detached			27	\$1,580K	\$1,450K
9 November, 2015	120 Mossgrove Tr, Toronto	Detached	4	4	8	\$2,189K	\$2,160K
11 November, 2015	12 Farmstead Rd, Toronto	Townhouse	4	3	41	\$800K	\$778K
	40 Farmstead Rd, Toronto	Townhouse	3	3	20	\$750K	\$738K
	56 Berkindale Dr, Toronto	Detached	5	8	56	\$4,888K	\$4,658K
13 November, 2015	30 Oaken Gateway St, Toronto	Townhouse	4	3	4	\$596K	\$582K
14 November, 2015	149 Gordon Rd, Toronto	Detached	4	7	45	\$2,488K	\$2,115K
16 November, 2015	303, 96 Fifeshire Rd, Toronto	Condo	3	2	85	\$459K	\$432K
17 November, 2015	75 Scenic Millway , Toronto	Townhouse	3	3	21	\$799K	\$815K
19 November, 2015	23 Crimson Mill Way, Toronto	Townhouse	3	4	21	\$938K	\$896K
22 November, 2015	603, 18 William Carson Cres, Toronto	Condo	1	1	18	\$309K	\$309K
24 November, 2015	144 Munro Blvd, Toronto	Detached	4	5	14	\$2,769K	\$2,620K
25 November, 2015	78 Northey Dr, Toronto	Semi-Detached	3	2	37	\$865K	\$855K
27 November, 2015	84 Heathcote Ave, Toronto	Detached	5	8	18	\$5,580K	\$5,350K
29 November, 2015	88 Lord Seaton Rd, Toronto	Detached	2	3	6	\$2,295K	\$2,368K
30 November, 2015	49 Davean Dr, Toronto	Detached	4	3	55	\$1,218K	\$1,100K
	520, 38 William Carson Cres, Toronto	Condo	3	1	12	\$379K	\$371K
3 December, 2015	33 Cotswold Cres, Toronto	Detached	5	8	50	\$4,188K	\$4,000K
	71 Scenic Millway , Toronto	Townhouse	3	2	35	\$819K	\$792K
	516, 38 William Carson Cres, Toronto	Condo	3	2	67	\$678K	\$654K
10 December, 2015	103 Old Colony Rd, Toronto	Detached	4	1	31	\$4,250K	\$3,900K
	133 Bannatyne Dr, Toronto	Detached	4	4	6	\$1,685K	\$1,830K

## Data

Month, Day, Year of Sold Date	Address1	Property Type	Bedrooms	Washrooms	Days on the Market	List Price	Sold Price
12 December, 2015	186 Fenn Ave, Toronto	Detached	5	4	11	\$1,598K	\$1,625K
13 December, 2015	2627 Bayview Ave, Toronto	Detached	3	3	54	\$2,195K	\$1,958K
22 December, 2015	19 Bobwhite Cres, Toronto	Detached	5	5	28	\$2,399K	\$2,279K
28 December, 2015	253 Woodsworth Rd, Toronto	Semi-Detached	3	1	8	\$725K	\$708K
4 January, 2016	62 Montessor Dr, Toronto	Detached	4	6	76	\$3,395K	\$3,280K
7 January, 2016	105 Heathcote Ave, Toronto	Detached	5	5	37	\$3,118K	\$3,010K
13 January, 2016	11 Fifeshire Rd, Toronto	Detached	2	3	303	\$3,860K	\$3,510K
17 January, 2016	243 Old Yonge St, Toronto	Detached	3	4	7	\$1,758K	\$1,708K
	263 Upper Highland Cres, Toronto	Detached	4	3	7	\$1,595K	\$1,766K
18 January, 2016	1 Elliotwood Crt, Toronto	Detached	3	4	5	\$1,280K	\$1,300K
	45 Heathcote Ave, Toronto	Detached	3	3	29	\$2,889K	\$2,650K
21 January, 2016	37 Shouldice Crt	Detached	4	3	1	\$1,498K	\$1,480K
24 January, 2016	43 Hopperton Dr	Detached	4	3	5	\$1,178K	\$1,511K
25 January, 2016	5 Berkindale Cres	Detached	5	9	91	\$5,988K	\$5,520K
	43 Tournament Dr	Detached	4	4	8	\$1,598K	\$1,846K
26 January, 2016	2, 69 Upper Canada Dr	Townhouse	2	2	1	\$508K	\$489K
28 January, 2016	627, 11 William Carson Cres	Condo	2	2	64	\$649K	\$639K
29 January, 2016	8 Cartwheel Millway	Townhouse	3	3	10	\$749K	\$751K
30 January, 2016	83 Yorkminster Rd	Detached	2	2	0	\$1,900K	\$1,900K
1 February, 2016	196 Fenn Ave	Detached	4	3	7	\$1,595K	\$1,850K
3 February, 2016	3, 69 Upper Canada Dr	Townhouse	3	3	28	\$570K	\$557K
	616, 28 William Carson Cres	Condo	2	2	15	\$575K	\$560K
4 February, 2016	156 Upper Canada Dr	Detached	2	2	65	\$1,380K	\$1,280K
5 February, 2016	Ph17, 28 William Carson Cres	Condo	2	2	35	\$585K	\$575K
6 February, 2016	31 Aldershot Cres	Detached	4	5	7	\$2,988K	\$3,250K
7 February, 2016	34A York Ridge Rd	Detached	4	7	76	\$3,250K	\$3,180K
8 February, 2016	9 Bannatyne Dr	Detached	5	3	5	\$1,389K	\$1,689K
	202, 18 William Carson Cres	Condo	1	1	11	\$370K	\$361K



## Data

Month, Day, Year of Sold Date	Address1	Property Type	Bedrooms	Washrooms	Days on the Market	List Price	Sold Price
8 February, 2016	811, 28 William Carson Cres	Condo	1	1	32	\$370K	\$362K
9 February, 2016	97 Munro Blvd	Detached	5	5	1	\$2,898K	\$3,000K
	117, 11 William Carson Cres	Condo	2	2	80	\$749K	\$733K
12 February, 2016	19/21 Tournament Dr	Other	6	6	11	\$2,249K	\$2,125K
16 February, 2016	11 Rollscourt Dr	Detached	7	10	15	\$5,579K	\$5,358K
17 February, 2016	9 Carluke Cres	Detached	4	4	7	\$1,688K	\$2,002K
18 February, 2016	164 Munro Blvd	Detached	4	3	13	\$2,888K	\$2,780K
19 February, 2016	1 Legacy Crt	Detached	5	7	11	\$4,495K	\$4,701K
	222, 38 William Carson Cres	Condo	1	1	18	\$358K	\$348K
22 February, 2016	67 Forest Heights Blvd	Detached	5	6	41	\$3,800K	\$3,645K
	303, 38 William Carson Cres	Condo	1	1	21	\$399K	\$386K
23 February, 2016	19 Vernham Crt	Detached	4	7	21	\$4,598K	\$4,360K
	79 Lord Seaton Rd	Detached	5	9	12	\$4,050K	\$3,850K
	117 Lord Seaton Rd	Detached	3	4	7	\$2,195K	\$2,242K
25 February, 2016	7 Paddock Crt	Detached	5	7	15	\$3,498K	\$3,418K
	155 Fenn Ave	Detached	3	3	7	\$1,599K	\$2,009K
	319, 28 William Carson Cres	Condo	2	2	80	\$650K	\$650K
26 February, 2016	3 Carluke Cres	Detached	5	4	10	\$2,488K	\$2,216K
	303, 96 Fifeshire Rd	Condo	2	2	8	\$620K	\$580K
28 February, 2016	511, 38 William Carson Cres	Condo	1	1	5	\$399K	\$387K
29 February, 2016	#612, 18 William Carson Cres	Condo	2	2	28	\$645K	\$630K
1 March, 2016	36 Cedarwood Ave	Detached	4	6	6	\$2,198K	\$2,158K
	Ph7, 11 William Carson Cres	Condo	3	4	0	\$1,880K	\$1,675K
2 March, 2016	102, 28 William Carson Cres	Condo	2	2	22	\$589K	\$571K
	150 Upper Canada Dr	Detached	2	2	1	\$1,380K	\$1,361K
	313, 51 York Mills Rd	Townhouse	3	3	50	\$995K	\$975K
3 March, 2016	22 Truman Rd	Detached	5	8	15	\$4,698K	\$4,450K
5 March, 2016	50 Old Yonge St	Detached	5	10	95	\$3,980K	\$3,650K

## Data

Month, Day, Year of Sold Date	Address1	Property Type	Bedrooms	Washrooms	Days on the Market	List Price	Sold Price
7 March, 2016	87 Lord Seaton Rd	Detached	4	3	7	\$1,599K	\$2,260K
	101, 18 William Carson Cres	Condo	1	1	60	\$356K	\$345K
8 March, 2016	601, 53 York Mills Rd	Townhouse	3	3	25	\$858K	\$823K
	801, 28 William Carson Cres	Condo	2	2	5	\$580K	\$575K
11 March, 2016	1 Silvergrove Rd	Detached	4	3	1	\$1,749K	\$1,749K
13 March, 2016	77 Scenic Millway	Townhouse	3	3	5	\$828K	\$802K
14 March, 2016	46 Anvil Millway	Townhouse	1	1	9	\$450K	\$440K
	88 Munro Blvd	Detached	4	5	13	\$2,650K	\$2,640K
15 March, 2016	2, 73 Upper Canada Dr	Townhouse	2	2	10	\$530K	\$518K
	67 Munro Blvd	Detached	3	2	7	\$1,688K	\$2,271K
16 March, 2016	161 Fenn Ave	Detached	3	3	6	\$1,749K	\$2,180K
17 March, 2016	708, 28 William Carson Cres	Condo	1	1	31	\$385K	\$374K
18 March, 2016	10 Sulgrave Cres	Detached	5	8	9	\$5,780K	\$5,600K
	32 Foursome Cres	Detached	5	4	122	\$1,495K	\$1,928K
21 March, 2016	29 Dempsey Cres	Detached	4	3	24	\$3,188K	\$3,180K
22 March, 2016	5 Foursome Cres	Detached	3	3	0	\$1,799K	\$2,200K
	103 Gordon Rd	Detached	5	7	12	\$4,498K	\$4,300K
	518, 28 William Carson Cres	Condo	2	2	13	\$565K	\$563K
23 March, 2016	25 Aldershot Cres	Detached	4	4	11	\$2,320K	\$2,300K
25 March, 2016	602, 28 William Carson Cres	Condo	2	2	30	\$579K	\$555K
29 March, 2016	9 Lower Links Rd	Detached	5	6	41	\$3,680K	\$3,762K
31 March, 2016	521, 38 William Carson Cres	Condo	2	2	9	\$575K	\$619K
1 April, 2016	309, 51 York Mills Rd	Townhouse	3	3	10	\$859K	\$848K
2 April, 2016	28 Wimpole Dr	Detached	5	6	1	\$4,000K	\$3,930K
	407 Banbury Rd	Detached	4	4	3	\$1,949K	\$2,300K
3 April, 2016	174 Old Yonge St	Detached	5	3	5	\$1,978K	\$1,978K
5 April, 2016	7 Montessor Dr	Detached	5	4	7	\$1,899K	\$1,950K
	53 Fifeshire Rd	Detached	4	6	74	\$3,995K	\$3,650K

## Data

Month, Day, Year of Sold Date	Address1	Property Type	Bedrooms	Washrooms	Days on the Market	List Price	Sold Price
7 April, 2016	51 Anvil Mill Way	Townhouse	2	2	30	\$739K	\$732K
8 April, 2016	17 Farrington Dr	Detached	5	8	2	\$4,450K	\$4,450K
11 April, 2016	16 Old Colony Rd	Detached	4	3	0	\$2,980K	\$3,200K
	326 Woodsworth Rd	Semi-Detached	2	2	6	\$718K	\$818K
12 April, 2016	184 Woodsworth Rd	Detached	4	2	0	\$980K	\$990K
13 April, 2016	30 Carnwath Cres	Detached	2	3	7	\$1,899K	\$2,210K
	83 Scenic Millway St	Townhouse	3	3	12	\$783K	\$775K
	805, 28 William Carson Crct	Condo	2	2	1	\$635K	\$670K
	820, 38 William Carson Cres	Condo	2	2	16	\$578K	\$575K
14 April, 2016	7 Maroon Mill Way	Townhouse	3	3	9	\$799K	\$839K
	59 Fifeshire Rd	Detached	5	6	22	\$3,880K	\$3,780K
	106 Northdale Rd	Detached	5	8	9	\$3,349K	\$3,250K
16 April, 2016	1 Hopperton Dr	Detached	5	3	5	\$1,488K	\$1,950K
	34 Bannatyne Dr	Detached	6	6	3	\$3,499K	\$3,500K
	604, 53 York Mills Rd	Townhouse	3	3	0	\$870K	\$857K
17 April, 2016	115, 18 William Carson Cres	Condo	1	1	4	\$419K	\$411K
18 April, 2016	25 Bobwhite Cres	Detached	4	6	10	\$2,488K	\$2,388K
	60 Pinnacle Rd	Detached	5	5	6	\$1,980K	\$2,201K
	81 Scenic Mill Way	Townhouse	4	4	17	\$949K	\$946K
	Ph 3-5, 11 William Carson Cres	Condo	3	4	10	\$2,449K	\$2,300K
19 April, 2016	21 Don Ridge Dr	Detached	5	7	5	\$5,595K	\$5,200K
	152 Upper Canada Dr	Detached	3	2	15	\$1,388K	\$1,380K
	518, 38 William Carson Cres	Condo	3	2	8	\$845K	\$845K
20 April, 2016	54 Truman Rd	Detached	5	8	0	\$3,880K	\$3,750K
21 April, 2016	17 Vernham Crt	Detached	4	5	0	\$2,748K	\$3,380K
	23 Bannatyne Dr	Detached	3	3	23	\$1,950K	\$1,915K
	76 Magpie Cres	Detached	4	5	7	\$1,890K	\$1,980K
	86 Bannatyne Dr	Detached	5	4	9	\$2,595K	\$2,450K

## Data

Month, Day, Year of Sold Date	Address1	Property Type	Bedrooms	Washrooms	Days on the Market	List Price	Sold Price
22 April, 2016	51 Danville Dr	Detached	4	4	3	\$1,750K	\$2,155K
23 April, 2016	14 Balding Crt	Detached	5	5	18	\$2,680K	\$2,520K
27 April, 2016	507, 49 York Mills Rd	Townhouse	3	5	18	\$2,000K	\$1,850K
28 April, 2016	3 Elkpath Ave	Detached	4	4	1	\$1,888K	\$2,190K
29 April, 2016	59 Yorkminster Rd	Detached	4	6	11	\$3,380K	\$3,450K
	902, 18 William Carson Cres	Condo	1	1	11	\$350K	\$365K
1 May, 2016	11 Elkpath Ave	Detached	5	4	1	\$1,890K	\$2,260K
	908, 18 William Carson Cres	Condo	2	3	4	\$1,099K	\$1,090K
3 May, 2016	28 Crimson Millway	Townhouse	4	3	1	\$979K	\$1,150K
	41 Pinnacle Rd	Detached	5	4	1	\$1,899K	\$2,300K
4 May, 2016	123 Lord Seaton Rd	Detached	4	3	7	\$2,195K	\$2,667K
5 May, 2016	70 Truman Rd	Detached	0	0	27	\$2,799K	\$2,800K
	288 Upper Highland Cres	Detached	4	3	9	\$1,988K	\$2,480K
6 May, 2016	6 Fifeshire Rd	Detached	5	7	99	\$5,198K	\$4,900K
	14 Fairmeadow Ave	Detached	4	5	79	\$2,980K	\$2,850K
	18 Elkpath Ave	Detached	4	4	2	\$1,889K	\$2,367K
	28 Fifeshire Rd	Detached	5	3	0	\$3,680K	\$4,000K
9 May, 2016	10 Mellowood Dr	Detached	4	3	7	\$1,899K	\$2,388K
	146 Bannatyne Dr	Detached	4	3	60	\$2,200K	\$2,138K
	286 Woodsworth Rd	Semi-Detached	4	2	6	\$629K	\$755K
10 May, 2016	6 Silvergrove Rd	Detached	3	4	9	\$1,999K	\$2,130K
	56 Sugar Mill Way	Townhouse	1	1	47	\$599K	\$570K
11 May, 2016	29 Cotswold Cres	Detached	5	7	9	\$3,380K	\$3,500K
	805, 18 William Carson Cres	Condo	2	2	23	\$580K	\$572K
12 May, 2016	5 Dunlace Dr	Detached	4	4	9	\$2,488K	\$2,680K
	107 Mossgrove Tr	Detached	5	4	2	\$2,288K	\$2,718K
13 May, 2016	Ph22, 28 William Carson Cres	Condo	2	2	9	\$668K	\$668K
14 May, 2016	319, 18 William Carson Cres	Condo	1	1	9	\$360K	\$345K

## Data

Month, Day, Year of Sold Date	Address1	Property Type	Bedrooms	Washrooms	Days on the Market	List Price	Sold Price
15 May, 2016	179 Old Yonge St	Detached	5	8	12	\$3,790K	\$3,590K
17 May, 2016	8 Crimson Mill Way	Condo	4	3	1	\$998K	\$1,150K
	502, 75 York Mills Rd	Condo	2	2	8	\$585K	\$582K
18 May, 2016	126 Owen Blvd	Detached	4	4	2	\$2,590K	\$2,886K
19 May, 2016	64 Montessor Dr	Detached	4	6	6	\$3,495K	\$3,390K
	72 Magpie Cres	Detached	5	4	1	\$1,890K	\$2,300K
20 May, 2016	69 Scenic Millway Way	Townhouse	2	2	18	\$847K	\$838K
	Th8, 34 Yorkminster Rd	Townhouse	2	2	9	\$485K	\$551K
22 May, 2016	103 Yorkminster Rd	Detached	4	6	53	\$3,495K	\$3,581K
23 May, 2016	811, 38 William Carson Cres	Condo	2	2	11	\$839K	\$815K
26 May, 2016	23 Swansdown Dr	Detached	4	5	2	\$3,688K	\$3,688K
	101 Munro Blvd	Detached	5	6	1	\$2,488K	\$3,023K
27 May, 2016	1, 69 Upper Canada Dr	Townhouse	2	2	12	\$553K	\$540K
1 June, 2016	717, 18 William Carson Cres	Condo	2	2	8	\$659K	\$691K
3 June, 2016	12 York Ridge Rd	Detached	6	5	2	\$3,988K	\$3,850K
	106 Munro Blvd	Detached	3	3	10	\$2,199K	\$2,750K
4 June, 2016	249 Old Yonge St	Detached	5	9	40	\$3,999K	\$3,800K
6 June, 2016	Ph918, 18 William Carson Cres	Condo	1	1	96	\$389K	\$367K
7 June, 2016	25 Chieftain Cres	Detached	6	9	27	\$5,880K	\$5,482K
8 June, 2016	9 Mellowood Dr	Detached	4	4	7	\$1,180K	\$2,189K
9 June, 2016	72 Owen Blvd	Detached	4	6	10	\$3,988K	\$3,841K
	218, 18 William Carson Cres	Condo	2	2	2	\$589K	\$658K
	227, 11 William Carson Cres	Condo	2	2	31	\$679K	\$679K
10 June, 2016	110 Owen Blvd	Detached	5	5	28	\$3,388K	\$3,260K
	527, 11 William Carson Cres	Condo	2	2	36	\$740K	\$709K
12 June, 2016	7, 7 Aldershot Cres	Townhouse	2	3	9	\$625K	\$641K
14 June, 2016	14 Powderhorn Mill Way	Townhouse	3	2	6	\$799K	\$855K
	2672 Bayview Ave	Detached	4	3	108	\$2,998K	\$2,620K

## Data

Month, Day, Year of Sold Date	Address1	Property Type	Bedrooms	Washrooms	Days on the Market	List Price	Sold Price
15 June, 2016	15 Beaverhall Dr	Detached	4	4	1	\$1,949K	\$2,220K
	57 Mellowood Dr	Detached	4	5	1	\$1,888K	\$2,280K
	72 Gordon Rd	Detached	5	6	29	\$4,250K	\$4,080K
	78 Heathcote Ave	Detached	3	4	7	\$2,999K	\$3,512K
17 June, 2016	13 Elkpath Ave	Detached	4	4	3	\$1,889K	\$2,388K
	19 Mellowood Dr	Detached	5	5	2	\$1,888K	\$2,456K
18 June, 2016	4 Silvergrove Rd	Detached	3	4	3	\$1,888K	\$2,225K
	718, 18 William Carson Cres	Condo	2	2	29	\$599K	\$595K
20 June, 2016	18 Mossgrove Tr	Detached	5	5	7	\$2,188K	\$2,208K
	70 Gordon Rd	Detached	4	5	5	\$3,380K	\$3,520K
	516, 11 William Carson Cres	Condo	2	2	3	\$600K	\$595K
22 June, 2016	39 Aldershot Cres	Detached	5	7	22	\$3,295K	\$3,000K
	88 Old Colony Rd	Detached	4	5	15	\$3,988K	\$3,790K
	104, 18 William Carson Cres	Condo	2	2	2	\$595K	\$625K
23 June, 2016	96 Owen Blvd	Detached	5	6	13	\$3,888K	\$3,630K
24 June, 2016	117 Upper Canada Dr	Detached	5	7	22	\$3,780K	\$3,575K
	130 Scenic Millway	Townhouse	3	2	24	\$795K	\$789K
25 June, 2016	54A Heathcote Ave	Detached	5	8	5	\$5,638K	\$5,300K
	201, 96 Fifeshire Rd	Condo	2	2	12	\$649K	\$609K
27 June, 2016	9 The Links Rd	Detached	4	4	6	\$2,000K	\$1,850K
	41 Munro Blvd	Detached	5	7	7	\$2,588K	\$2,800K
28 June, 2016	40 Snowshoe Mill Way	Townhouse	3	3	7	\$899K	\$1,005K
30 June, 2016	22 Elliotwood Crt	Detached	4	4	8	\$1,688K	\$1,880K
4 July, 2016	11 Honeywell Pl	Detached	6	9	19	\$5,000K	\$4,850K
6 July, 2016	69 Lord Seaton Rd	Detached	4	4	8	\$1,995K	\$2,400K
9 July, 2016	6 Dunlace Dr	Detached	4	4	4	\$1,888K	\$2,170K
10 July, 2016	212, 19 Scenic Mill Way	Townhouse	4	3	17	\$1,148K	\$1,085K
11 July, 2016	17 Berkindale Cres	Detached	4	3	6	\$2,795K	\$3,380K

## Data

Month, Day, Year of Sold Date	Address1	Property Type	Bedrooms	Washrooms	Days on the Market	List Price	Sold Price
12 July, 2016	116 Munro Blvd	Detached	4	3	5	\$2,399K	\$2,525K
	Ph 915, 28 William Carson Cres	Condo	1	1	21	\$400K	\$390K
13 July, 2016	33 Owen Blvd	Detached	5	9	76	\$4,680K	\$4,550K
	807, 18 William Carson Cres	Condo	2	3	15	\$949K	\$940K
14 July, 2016	311&313 Woodsworth Rd	Other	6	5	7	\$1,289K	\$1,260K
	603, 53 York Mills Rd	Townhouse	3	3	2	\$849K	\$885K
18 July, 2016	92 Beechwood Ave	Detached	4	7	27	\$4,490K	\$4,255K
19 July, 2016	7 Gerald St	Detached	4	4	7	\$2,850K	\$3,700K
	46 Northey Dr	Semi-Detached	2	2	6	\$995K	\$995K
	214 Owen Blvd	Detached	5	7	8	\$3,998K	\$3,950K
20 July, 2016	44 Mossgrove Tr	Detached	5	4	6	\$2,188K	\$2,310K
21 July, 2016	56 Rollscourt Dr	Detached	5	7	1	\$4,980K	\$5,058K
	209, 18 William Carson Cres	Condo	2	2	10	\$599K	\$600K
25 July, 2016	Ph3, 28 William Carson Cres	Condo	2	2	20	\$689K	\$670K
26 July, 2016	7 Sulgrave Cres	Detached	4	6	7	\$2,995K	\$3,410K
27 July, 2016	18 Didrickson Dr	Detached	4	4	9	\$1,988K	\$2,500K
28 July, 2016	44 Fifeshire Rd	Detached	4	9	8	\$6,590K	\$6,400K
29 July, 2016	12 Didrickson Dr	Detached	4	4	8	\$1,888K	\$2,088K
	158A Old Yonge St	Detached	4	4	31	\$3,180K	\$3,100K
	402, 96 Fifeshire Rd	Condo	3	3	3	\$775K	\$775K
2 August, 2016	29 Harrison Rd	Detached	5	8	46	\$3,880K	\$3,730K
	618, 11 William Carson Cres	Condo	2	2	22	\$618K	\$603K
3 August, 2016	320, 18 William Carson Cres	Condo	1	1	23	\$370K	\$368K
4 August, 2016	67 Montessor Dr	Detached	3	4	7	\$2,388K	\$2,360K
6 August, 2016	33 Munro Blvd	Detached	4	6	3	\$2,498K	\$3,080K
7 August, 2016	66 Cotswold Cres	Detached	5	7	34	\$3,619K	\$3,589K
8 August, 2016	1 Toba Dr	Detached	5	5	6	\$2,588K	\$2,860K
11 August, 2016	19 Fifeshire Rd	Detached	5	8	51	\$4,980K	\$4,900K

Data

Month, Day, Year of Sold Date	Address1	Property Type	Bedrooms	Washrooms	Days on the Market	List Price	Sold Price
12 August, 2016	10 Hopperton Dr	Detached	4	3	2	\$1,588K	\$1,835K
	32 Berkindale Dr	Detached	5	8	59	\$5,800K	\$5,680K
17 August, 2016	20 Mellowood Dr	Detached	3	4	8	\$1,995K	\$2,230K
	606, 96 Fifeshire Rd	Condo	2	2	15	\$530K	\$518K
	801, 18 William Carson Cres	Condo	1	1	49	\$354K	\$340K
18 August, 2016	5 Mead Crt	Detached	5	9	7	\$4,900K	\$4,700K
24 August, 2016	283 Upper Highland Cres	Detached	4	4	7	\$2,398K	\$2,630K
25 August, 2016	10 Berkindale Dr	Detached	3	3	14	\$3,380K	\$3,520K
	57 Munro Blvd	Detached	3	3	1	\$1,850K	\$2,510K
	321, 38 William Carson Cres	Condo	2	2	20	\$599K	\$600K
26 August, 2016	311, 51 York Mills Rd	Townhouse	3	3	8	\$1,079K	\$1,070K
29 August, 2016	Ph05, 28 William Carson Cres	Condo	2	2	10	\$699K	\$700K
30 August, 2016	15/17 Tournament Dr	Other	6	5	57	\$1,950K	\$2,006K
1 September, 2016	136 Highland Cres	Detached	5	7	65	\$3,998K	\$3,710K
2 September, 2016	224 York Mills Rd	Detached	6	5	2	\$1,865K	\$1,865K
6 September, 2016	83 Montessor Dr	Detached	4	5	11	\$2,648K	\$2,638K
8 September, 2016	41 Crimson Mill Way	Townhouse	3	3	2	\$989K	\$1,155K
	57A Hopperton Dr	Detached	5	5	13	\$2,369K	\$2,270K
9 September, 2016	241 Lord Seaton Rd	Detached	5	8	15	\$4,580K	\$4,450K
16 September, 2016	9 Legacy Crt	Detached	5	9	113	\$5,795K	\$5,428K
	523, 28 William Carson Cres	Condo	2	2	4	\$679K	\$702K
17 September, 2016	70 Truman Rd	Detached	0	0	68	\$2,989K	\$2,765K
18 September, 2016	27 Harrison Rd	Detached	3	4	3	\$3,198K	\$3,818K
	90 Bannatyne Dr	Detached	5	6	34	\$2,788K	\$2,735K
19 September, 2016	8 Forest Heights Blvd	Detached	5	8	111	\$5,880K	\$5,670K
20 September, 2016	30 Oaken Gate Way	Townhouse	4	4	6	\$685K	\$800K
	203, 96 Fifeshire Rd	Condo	2	2	84	\$529K	\$520K
22 September, 2016	4 Cartwheel Millway	Townhouse	3	3	8	\$795K	\$958K



## Data

Month, Day, Year of Sold Date	Address1	Property Type	Bedrooms	Washrooms	Days on the Market	List Price	Sold Price
25 September, 2016	5 Portsmith Rd	Detached	4	3	11	\$2,680K	\$2,880K
26 September, 2016	12 Mellowood Dr	Detached	3	4	5	\$2,350K	\$2,350K
	55 Cotswold Cres	Detached	5	6	11	\$3,988K	\$3,830K
	912, 18 William Carson Cres	Condo	2	2	17	\$699K	\$750K
28 September, 2016	34 Davean Dr	Detached	4	4	1	\$1,599K	\$1,895K
	39 Montessor Dr	Detached	4	3	8	\$1,875K	\$3,106K
29 September, 2016	76 Montessor Dr	Detached	4	7	99	\$3,820K	\$3,700K
30 September, 2016	5 Danville Dr	Detached	5	6	4	\$3,595K	\$3,580K
	208, 47 York Mills Rd	Townhouse	3	4	8	\$1,388K	\$1,560K
4 October, 2016	60 Harrison Rd	Detached	3	3	7	\$3,000K	\$2,800K
	820, 18 William Carson Cres	Condo	1	1	46	\$399K	\$395K
5 October, 2016	33 Medalist Rd	Detached	5	8	29	\$4,880K	\$4,700K
	90 Upper Canada Dr	Detached	3	2	26	\$1,499K	\$1,450K
13 October, 2016	35 Tullamore Dr	Detached	5	4	8	\$2,189K	\$2,338K
14 October, 2016	17 Vernham Ave	Detached	4	4	8	\$3,299K	\$3,830K
16 October, 2016	5 Foursome Cres	Detached	3	3	3	\$2,199K	\$2,588K
	82 York Rd	Detached	5	7	3	\$4,380K	\$4,600K
18 October, 2016	2 Shouldice Crt	Detached	4	4	7	\$1,489K	\$1,851K
19 October, 2016	919, 18 William Carson Cres	Condo	1	1	23	\$426K	\$417K
21 October, 2016	219 Old Yonge St	Detached	4	5	25	\$3,988K	\$3,800K
24 October, 2016	12 Balding Crt	Detached	4	3	10	\$2,388K	\$2,721K
25 October, 2016	14 Foursome Cres	Detached	3	3	47	\$2,460K	\$2,370K
28 October, 2016	10 Anvil Mill Way	Townhouse	4	3	4	\$938K	\$1,180K
	76 Truman Rd	Detached	5	6	3	\$2,798K	\$3,450K
1 November, 2016	182 Lord Seaton Rd	Detached	4	3	7	\$2,895K	\$3,258K
	184, 25 Snowshoe Millway	Condo	4	3	27	\$949K	\$1,100K
4 November, 2016	802, 38 William Carson Cres	Condo	1	1	22	\$459K	\$438K
7 November, 2016	45 Mossgrove Tr	Detached	4	6	26	\$2,298K	\$2,168K

## Data

Month, Day, Year of Sold Date	Address1	Property Type	Bedrooms	Washrooms	Days on the Market	List Price	Sold Price
10 November, 2016	48 Yorkminster Rd	Detached	5	5	22	\$4,500K	\$4,080K
11 November, 2016	221, 38 William Carson Cres	Condo	2	2	8	\$599K	\$620K
14 November, 2016	19 Mossgrove Tr	Detached	4	7	7	\$1,980K	\$2,150K
15 November, 2016	53 Magpie Cres	Detached	5	4	7	\$1,988K	\$2,656K
16 November, 2016	110, 28 William Carson Cres	Condo	1	1	16	\$428K	\$398K
17 November, 2016	10 Mead Crt	Detached	5	9	51	\$4,988K	\$4,626K
	185 Fenn Ave	Detached	4	3	5	\$2,188K	\$2,600K
	502, 49 York Mills Rd	Townhouse	3	5	10	\$2,095K	\$2,140K
18 November, 2016	66 Forest Heights Blvd	Detached	4	10	32	\$7,889K	\$7,380K
	96 Northdale Rd	Detached	5	7	102	\$3,980K	\$3,930K
21 November, 2016	26 Harrison Rd	Detached	3	3	6	\$2,900K	\$3,050K
	50 Owen Blvd	Detached	4	6	83	\$3,650K	\$3,500K
23 November, 2016	55 Riderwood Dr	Detached	5	4	2	\$1,988K	\$2,650K
28 November, 2016	87 Northdale Rd	Detached	3	2	91	\$2,688K	\$2,688K
29 November, 2016	6 Berkindale Dr	Detached	2	3	7	\$3,389K	\$3,220K
	16 Portsmith Rd	Detached	5	4	7	\$2,895K	\$2,922K
30 November, 2016	18, 18 Oaken Gateway	Townhouse	2	2	2	\$800K	\$918K
6 December, 2016	100 Owen Blvd	Detached	5	5	26	\$4,680K	\$4,320K
	Ph606, 96 Fifeshire Rd	Condo	2	2	12	\$649K	\$633K
7 December, 2016	19 Balding Crt	Detached	4	4	6	\$2,489K	\$3,060K
	25 Scenic Millway	Townhouse	4	3	6	\$1,249K	\$1,275K
	111 Gordon Rd	Detached	3	2	5	\$2,195K	\$3,000K
	Ph603, 96 Fifeshire Rd	Condo	2	2	72	\$559K	\$530K
9 December, 2016	183 Lord Seaton Rd	Detached	4	4	11	\$2,800K	\$3,200K
11 December, 2016	17 Old Colony Rd	Detached	4	6	5	\$4,799K	\$4,800K
12 December, 2016	1 Anvil Mill Way	Townhouse	3	2	10	\$788K	\$852K
	1 Tullamore Dr	Detached	4	4	7	\$2,488K	\$2,510K
	47 Foursome Cres	Detached	3	2	6	\$1,800K	\$2,760K

Data

Month, Day, Year of Sold Date	Address1	Property Type	Bedrooms	Washrooms	Days on the Market	List Price	Sold Price
12 December, 2016	84 Berkindale Dr	Detached	5	6	7	\$3,288K	\$3,425K
	320 Woodsworth Rd	Semi-Detached	4	3	4	\$929K	\$1,000K
13 December, 2016	9 Montessor Dr	Detached	5	6	6	\$3,188K	\$3,100K
16 December, 2016	54 Montessor Dr	Detached	4	3	16	\$2,500K	\$2,450K
	82 Fifeshire Rd	Detached	5	8	38	\$5,280K	\$4,950K
19 December, 2016	145 Bannatyne Dr	Detached	4	5	42	\$2,488K	\$2,192K
29 December, 2016	24 Anvil Millway	Townhouse	2	2	55	\$580K	\$561K
8 January, 2017	506, 38 William Carson Cres	Condo	2	2	3	\$1,000K	\$1,102K
9 January, 2017	40 Fairmeadow Ave	Detached	5	7	68	\$4,980K	\$4,938K
19 January, 2017	31 Junewood Cres	Detached	4	6	1	\$3,190K	\$3,201K
	187 Lord Seaton Rd, Toronto	Detached	3	3	3	\$2,388K	\$3,100K
	401, 96 Fifeshire Rd	Condo	2	2	10	\$645K	\$640K
21 January, 2017	4, 73 Upper Canada Dr	Townhouse	2	2	6	\$600K	\$726K
22 January, 2017	7 Berkindale Dr	Detached	4	3	5	\$3,500K	\$3,689K
	2686 Bayview Ave	Detached	2	2	101	\$4,860K	\$4,520K
23 January, 2017	22 Beaverhall Dr	Detached	4	4	5	\$1,998K	\$2,850K
24 January, 2017	15 Farrington Dr	Detached	3	4	6	\$3,500K	\$3,775K
	32 Mossgrove Tr	Detached	5	4	8	\$2,295K	\$3,008K
25 January, 2017	11 Montessor Dr	Detached	5	4	6	\$2,880K	\$3,400K
26 January, 2017	91 Bannatyne Dr	Detached	4	5	0	\$3,888K	\$3,450K
28 January, 2017	718, 28 William Carson Cres	Condo	2	2	3	\$639K	\$672K
30 January, 2017	55 Yorkminster Rd	Detached	4	7	5	\$5,388K	\$5,150K
	105, 11 William Carson Cres	Condo	2	3	11	\$949K	\$1,100K
31 January, 2017	66 Cotswold Cres	Detached	5	7	13	\$3,689K	\$3,600K
2 February, 2017	16 Balding Crt	Detached	5	4	3	\$2,399K	\$3,050K
	130 Upper Canada Dr	Detached	3	3	10	\$1,800K	\$1,800K
8 February, 2017	12 Fifeshire Rd	Detached	5	10	0	\$6,880K	\$6,600K
	707, 18 William Carson Cres	Condo	2	2	8	\$739K	\$840K

## Data

Month, Day, Year of Sold Date	Address1	Property Type	Bedrooms	Washrooms	Days on the Market	List Price	Sold Price
13 February, 2017	6 Lauderdale Dr	Detached	5	8	83	\$4,795K	\$4,750K
	42 Fairmeadow Ave	Detached	4	6	11	\$3,500K	\$3,405K
	505, 28 William Carson Cres	Condo	2	2	7	\$829K	\$890K
14 February, 2017	31 Elkpath Ave	Detached	4	4	7	\$1,889K	\$2,670K
15 February, 2017	22 Didrickson Dr	Detached	4	3	7	\$2,489K	\$3,150K
17 February, 2017	Ph 909, 18 William Carson Cres	Condo	2	3	22	\$960K	\$1,008K
18 February, 2017	62 Truman Rd	Detached	5	7	30	\$3,998K	\$4,100K
21 February, 2017	61 Magpie Cres	Detached	4	3	5	\$2,198K	\$2,589K
	216 Owen Blvd	Detached	5	7	60	\$4,500K	\$4,390K
22 February, 2017	170 Owen Blvd	Detached	4	6	42	\$4,280K	\$4,201K
	305, 18 William Carson Cres	Condo	2	2	5	\$579K	\$758K
23 February, 2017	143 Munro Blvd	Detached	5	2	101	\$3,488K	\$3,510K
24 February, 2017	30 Proudbank Millway Way	Townhouse	2	2	6	\$988K	\$962K
27 February, 2017	39 Crimson Millway	Townhouse	3	3	8	\$1,195K	\$1,480K
	40 Bannatyne Dr	Detached	0	0	3	\$2,580K	\$2,900K
28 February, 2017	56 Truman Rd	Detached	5	9	68	\$4,380K	\$4,300K
	67 Pinnacle Rd	Detached	4	4	6	\$2,488K	\$2,820K
3 March, 2017	167 Old Yonge St	Detached	5	10	36	\$6,198K	\$6,000K
	625, 28 William Carson Cres	Condo	2	2	5	\$799K	\$930K
6 March, 2017	24 Forest Glen Cres	Detached	6	5	7	\$4,998K	\$6,100K
	83 Forest Heights Blvd	Detached	2	4	6	\$3,380K	\$4,220K
7 March, 2017	7 Cotswold Cres	Detached	5	5	0	\$2,998K	\$3,580K
	9 Proudbank Millway Way	Townhouse	3	3	7	\$899K	\$1,140K
	211 Woodsworth Rd	Semi-Detached	5	4	6	\$889K	\$1,290K
9 March, 2017	18 Wimpole Dr	Detached	4	7	24	\$4,998K	\$4,900K
10 March, 2017	108 Northdale Rd	Detached	3	2	4	\$3,988K	\$3,900K
13 March, 2017	21 Chieftain Cres	Detached	4	5	5	\$4,100K	\$5,014K
15 March, 2017	15 Berkindale Dr	Detached	5	6	7	\$3,398K	\$4,020K

## Data

Month, Day, Year of Sold Date	Address1	Property Type	Bedrooms	Washrooms	Days on the Market	List Price	Sold Price
16 March, 2017	51 Montessor Dr	Detached	4	7	7	\$4,489K	\$4,413K
17 March, 2017	32 Fifeshire Rd	Detached	5	8	79	\$5,100K	\$4,820K
20 March, 2017	23 Shouldice Crt	Detached	4	3	6	\$1,998K	\$2,460K
22 March, 2017	77 Montessor Dr	Detached	4	4	9	\$2,499K	\$2,260K
23 March, 2017	63 Rollscourt Dr	Detached	5	8	10	\$5,780K	\$5,668K
26 March, 2017	2A Lauderdale Dr	Detached	5	10	15	\$6,288K	\$6,098K
	125 Bannatyne Dr	Detached	4	3	10	\$3,188K	\$2,958K
27 March, 2017	38 Snowshoe Millway Ave	Townhouse	4	2	7	\$850K	\$1,238K
28 March, 2017	221 Owen Blvd	Detached	5	7	5	\$5,688K	\$5,477K
29 March, 2017	77 Bannatyne Dr	Detached	3	2	8	\$2,380K	\$2,270K
30 March, 2017	86 Northdale Rd	Detached	3	3	10	\$1,889K	\$2,315K
	510, 38 William Carson Cres	Condo	1	1	7	\$449K	\$560K
1 April, 2017	35 Northey Dr	Semi-Detached	3	3	18	\$1,649K	\$1,550K
3 April, 2017	31 Danville Dr	Detached	4	4	5	\$2,800K	\$3,220K
5 April, 2017	156 Bannatyne Dr	Detached	5	4	7	\$1,988K	\$2,640K
6 April, 2017	55 Fairmeadow Ave	Detached	5	6	14	\$3,598K	\$3,400K
8 April, 2017	6 Abrams Pl	Detached	5	7	2	\$3,880K	\$4,100K
9 April, 2017	709, 38 William Carson Cres	Condo	1	1	4	\$488K	\$570K
11 April, 2017	35/37 Tournament Dr, Toronto	Other	5	5	8	\$3,288K	\$2,950K
	43 Fairmeadow Ave	Detached	5	5	12	\$3,880K	\$3,780K
	139 Gordon Rd	Detached	3	3	5	\$3,000K	\$3,600K
12 April, 2017	2, 78 Upper Canada Dr	Townhouse	3	2	9	\$789K	\$850K
	719, 18 William Carson Cres	Condo	1	1	5	\$399K	\$560K
13 April, 2017	114, 38 William Carson Cres	Condo	3	2	7	\$849K	\$975K
14 April, 2017	33 Hopperton Dr	Detached	4	2	2	\$1,788K	\$2,109K
18 April, 2017	37 Shouldice Crt	Detached	4	3	19	\$2,100K	\$2,070K
19 April, 2017	78 Bannatyne Dr	Detached	3	3	1	\$2,588K	\$3,060K
20 April, 2017	7 Fifeshire Rd	Detached	6	11	83	\$7,750K	\$8,100K

## Data

Month, Day, Year of Sold Date	Address1	Property Type	Bedrooms	Washrooms	Days on the Market	List Price	Sold Price
20 April, 2017	8 Harrison Rd	Detached	4	6	1	\$3,988K	\$4,350K
	38 Hopperton Dr	Detached	3	4	13	\$1,889K	\$2,380K
	106, 28 William Carson Cres	Condo	2	2	3	\$738K	\$880K
23 April, 2017	75 Scenic Mill Way	Townhouse	3	3	0	\$849K	\$1,148K
	83 Owen Blvd	Detached	4	7	23	\$6,195K	\$6,150K
24 April, 2017	3 Farina Mill Way	Townhouse	3	2	8	\$829K	\$943K
26 April, 2017	23 Carluke Cres	Detached	3	3	1	\$999K	\$1,400K
	225 Old Yonge St	Detached	4	3	6	\$1,750K	\$2,170K
27 April, 2017	229 Old Yonge St	Detached	4	4	8	\$2,488K	\$2,477K
28 April, 2017	39 Danville Dr	Detached	4	5	27	\$3,880K	\$3,450K
1 May, 2017	8 Owen Blvd	Detached	5	6	7	\$4,995K	\$5,418K
	194 York Mills Rd	Detached	3	3	7	\$1,818K	\$2,080K
2 May, 2017	66 Fifeshire Rd	Detached	5	9	19	\$7,900K	\$7,900K
3 May, 2017	Ph906, 18 William Carson Cres	Condo	1	1	7	\$399K	\$490K
5 May, 2017	159 Old Yonge St	Detached	5	8	7	\$4,889K	\$4,550K
6 May, 2017	15 Lauderdale Dr	Detached	5	10	73	\$6,680K	\$6,300K
8 May, 2017	11, 74 Upper Canada Dr	Townhouse	3	2	5	\$700K	\$761K
9 May, 2017	36 Harrison Rd	Detached	4	4	15	\$3,850K	\$3,700K
12 May, 2017	12 Medalist Rd	Detached	4	2	9	\$3,780K	\$3,825K
16 May, 2017	7 Maroon Millway	Townhouse	3	3	25	\$1,085K	\$1,075K
	75 Fifeshire Rd	Detached	4	4	8	\$4,500K	\$4,680K
17 May, 2017	93 Mossgrove Tr	Detached	5	5	8	\$2,880K	\$2,900K
	504, 18 William Carson Cres	Condo	2	2	14	\$729K	\$729K
18 May, 2017	822, 28 William Carson Cres	Condo	2	2	9	\$730K	\$836K
25 May, 2017	74 Scenic Millway	Townhouse	3	3	10	\$1,159K	\$1,138K
26 May, 2017	314, 38 William Carson Cres	Condo	2	2	29	\$810K	\$870K
27 May, 2017	5 Breen Cres	Detached	5	5	11	\$2,895K	\$2,790K
30 May, 2017	17 Chieftain Cres	Detached	4	5	2	\$3,988K	\$4,500K

## Data

Month, Day, Year of Sold Date	Address1	Property Type	Bedrooms	Washrooms	Days on the Market	List Price	Sold Price
30 May, 2017	51 Aldershot Cres	Detached	5	5	1	\$3,088K	\$3,125K
31 May, 2017	62 Fifeshire Rd	Detached	4	7	6	\$4,680K	\$4,840K
1 June, 2017	87 Mossgrove Tr	Detached	4	4	12	\$2,990K	\$2,900K
5 June, 2017	4, 38 Yorkminster Rd	Townhouse	2	2	13	\$600K	\$650K
	16 Maroon Millway	Townhouse	1	1	13	\$589K	\$575K
	318, 38 William Carson Cres	Condo	3	3	5	\$899K	\$1,141K
7 June, 2017	20 Elkpath Ave	Detached	4	4	15	\$2,680K	\$2,600K
8 June, 2017	78 Mossgrove Tr	Detached	4	4	2	\$2,500K	\$2,398K
	187 Lord Seaton Rd	Detached	3	3	9	\$2,888K	\$2,750K
9 June, 2017	61 Fifeshire Rd	Detached	6	9	23	\$6,980K	\$6,740K
	176 Fenn Ave	Detached	4	4	35	\$2,889K	\$2,688K
11 June, 2017	145 Fenn Ave	Detached	4	3	2	\$2,388K	\$2,413K
12 June, 2017	622, 28 William Carson Cres	Condo	2	2	6	\$799K	\$940K
19 June, 2017	715, 18 William Carson Cres	Condo	2	2	34	\$839K	\$825K
20 June, 2017	37 Bobwhite Cres	Detached	5	5	14	\$2,628K	\$2,370K
21 June, 2017	209, 11 William Carson Cres	Condo	2	3	2	\$1,328K	\$1,381K
24 June, 2017	3, 70 Upper Canada Dr	Townhouse	3	3	3	\$899K	\$985K
8 July, 2017	519, 28 William Carson Cres	Condo	2	2	5	\$900K	\$892K
11 July, 2017	22 Bannatyne Dr	Detached	5	3	27	\$2,595K	\$2,300K
12 July, 2017	156 Bannatyne Dr	Detached	5	4	20	\$2,498K	\$2,280K
13 July, 2017	50 Yorkminster Rd	Detached	5	8	37	\$3,699K	\$3,350K
14 July, 2017	14 Carnwath Cres	Detached	3	4	2	\$2,100K	\$2,060K
	19 Dunlace Dr	Detached	4	3	2	\$2,280K	\$2,180K
15 July, 2017	70 Northdale Rd	Detached	5	10	25	\$5,780K	\$5,250K
17 July, 2017	34 York Ridge Rd	Detached	4	8	37	\$4,889K	\$4,170K
18 July, 2017	905, 38 William Carson Cres	Condo	3	3	7	\$1,350K	\$1,360K
21 July, 2017	8, 74 Upper Canada Dr	Townhouse	3	3	2	\$800K	\$810K
	28 Wimpole Dr	Detached	5	6	11	\$4,280K	\$4,480K

## Data

Month, Day, Year of Sold Date	Address1	Property Type	Bedrooms	Washrooms	Days on the Market	List Price	Sold Price
22 July, 2017	43 Rollscourt Dr	Detached	5	8	10	\$4,480K	\$4,000K
25 July, 2017	28 Fifeshire Rd	Detached	5	3	5	\$4,000K	\$4,600K
27 July, 2017	5 Oakley Pl	Detached	4	7	9	\$4,750K	\$4,775K
	11 Riderwood Dr	Detached	4	4	52	\$2,680K	\$2,475K
31 July, 2017	37 Tullamore Dr	Detached	5	4	55	\$2,499K	\$2,253K
3 August, 2017	4, 69 Upper Canada Dr	Townhouse	2	2	6	\$629K	\$629K
7 August, 2017	157 Old Yonge St	Detached	5	6	13	\$4,280K	\$4,098K
10 August, 2017	29 Swansdown Dr	Detached	5	4	2	\$3,088K	\$3,050K
	41 Northey Dr	Semi-Detached	3	2	49	\$1,200K	\$1,090K
17 August, 2017	178 Woodsworth Rd	Detached	4	3	36	\$1,380K	\$1,225K
20 August, 2017	4 Scenic Millway	Townhouse	4	3	41	\$998K	\$998K
22 August, 2017	35 Foursome Cres	Detached	4	3	8	\$1,990K	\$2,200K
	124 Upper Canada Dr	Detached	2	2	14	\$1,789K	\$1,800K
23 August, 2017	56 Mellowood Dr	Detached	4	4	48	\$3,098K	\$2,980K
24 August, 2017	28 Carnwath Cres	Detached	4	5	37	\$3,995K	\$3,828K
6 September, 2017	23 Cartwheel Mill Way	Townhouse	3	3	84	\$799K	\$740K
	166 Woodsworth Rd	Detached	4	2	27	\$1,178K	\$1,097K
7 September, 2017	5 Sulgrave Cres	Detached	3	5	8	\$2,688K	\$2,688K
	47 Danville Dr	Detached	4	3	38	\$2,380K	\$2,300K
9 September, 2017	218 Owen Blvd	Detached	4	5	12	\$2,995K	\$3,044K
11 September, 2017	81, 9 Brassbell Mill Way	Townhouse	4	3	6	\$1,219K	\$1,215K
13 September, 2017	88 Lord Seaton Rd	Detached	6	10	7	\$6,888K	\$6,107K
14 September, 2017	70 York Mills Rd	Detached	5	6	24	\$3,888K	\$3,500K
19 September, 2017	108 Northdale Rd	Detached	3	2	62	\$3,688K	\$3,450K
	173 Old Yonge St	Other		0	7	\$2,999K	\$3,200K
24 September, 2017	17 Fifeshire Rd	Detached	4	4	11	\$4,488K	\$4,390K
4 October, 2017	34 Medalist Rd	Detached	3	3	22	\$3,600K	\$3,250K
	205, 28 William Carson Cres	Condo	2	2	8	\$839K	\$835K



## Data

Month, Day, Year of Sold Date	Address1	Property Type	Bedrooms	Washrooms	Days on the Market	List Price	Sold Price
5 October, 2017	20 Berkindale Dr	Detached	3	1	27	\$2,990K	\$2,500K
6 October, 2017	6 Stubbs Dr	Detached	4	3	31	\$2,199K	\$2,115K
11 October, 2017	5, 69 Upper Canada Dr	Townhouse	2	2	21	\$668K	\$660K
14 October, 2017	714, 28 William Carson Cres	Condo	2	2	23	\$760K	\$728K
15 October, 2017	92 Montessor Dr	Detached	4	3	12	\$1,999K	\$1,890K
17 October, 2017	10 Scenic Millway	Townhouse	4	3	34	\$1,199K	\$1,173K
20 October, 2017	108, 28 William Carson Cres	Condo	1	1	2	\$598K	\$605K
29 October, 2017	53 Snowshoe Mill Way	Townhouse	3	3	45	\$1,237K	\$1,167K
30 October, 2017	333 Woodsworth Rd	Semi-Detached	3	2	12	\$1,150K	\$1,145K
31 October, 2017	180 Upper Canada Dr	Detached	3	3	32	\$1,788K	\$1,638K
1 November, 2017	6, 74 Upper Canada Dr	Townhouse	4	3	7	\$819K	\$818K
	619, 28 William Carson Cres W	Condo	2	2	36	\$889K	\$875K
2 November, 2017	19 Elkpath Ave	Detached	5	5	0	\$2,997K	\$2,870K
4 November, 2017	38 Foursome Cres	Detached	5	5	11	\$2,488K	\$2,188K
5 November, 2017	8 Oxbow Rd	Detached	3	3	10	\$4,250K	\$4,200K
	26 Fairmeadow Ave	Detached	4	4	6	\$2,199K	\$2,525K
9 November, 2017	87 Gerald St	Detached	5	7	77	\$4,500K	\$4,225K
	357 Banbury Rd	Detached	4	4	23	\$2,570K	\$2,400K
10 November, 2017	10 Kirtling Pl	Detached	3	5	16	\$3,480K	\$3,159K
15 November, 2017	20 Munro Blvd	Detached	4	4	21	\$2,050K	\$1,970K
21 November, 2017	15 Berkindale Dr	Detached	5	6	76	\$3,680K	\$3,225K
22 November, 2017	506, 49 York Mills Rd	Townhouse	3	4	22	\$1,799K	\$1,759K
30 November, 2017	5 Cotswold Cres	Detached	4	6	10	\$2,800K	\$2,850K
1 December, 2017	110, 75 York Mills Rd	Condo	2	2	21	\$880K	\$855K
3 December, 2017	32 Montessor Dr	Detached	5	3	2	\$2,175K	\$2,415K
6 December, 2017	89 Owen Blvd	Detached	4	3	9	\$3,288K	\$3,100K
15 December, 2017	604, 28 William Carson Cres	Condo	2	2	37	\$749K	\$725K
19 December, 2017	80 Fifeshire Rd	Detached	4	5	7	\$4,500K	\$4,700K

## Data

Month, Day, Year of Sold Date	Address1	Property Type	Bedrooms	Washrooms	Days on the Market	List Price	Sold Price
28 December, 2017	5 Vernham Ave	Detached	5	6	8	\$5,998K	\$5,500K
29 December, 2017	711, 38 William Carson Cres	Condo	1	1	37	\$575K	\$557K
	719, 38 William Carson Cres	Condo	3	2	25	\$1,138K	\$1,050K
1 January, 2018	13 Magpie Cres	Detached	4	4	46	\$3,765K	\$3,670K
15 January, 2018	179 Lord Seaton Rd	Detached	4	4	123	\$2,595K	\$2,350K
23 January, 2018	36 Danville Dr	Detached	4	2	7	\$2,180K	\$2,350K
25 January, 2018	25 Swansdown Dr	Detached	4	4	3	\$3,250K	\$3,200K
	40 Fifeshire Rd	Detached	4	4	6	\$3,888K	\$4,050K
26 January, 2018	107 Munro Blvd	Detached	3	3	3	\$1,988K	\$2,500K
12 February, 2018	10 Crimson Millway	Townhouse	4	4	21	\$1,300K	\$1,222K
14 February, 2018	717, 28 William Carson Cres	Condo	2	2	25	\$799K	\$795K
16 February, 2018	8, 36 Yorkminster Rd	Townhouse	2	2	10	\$730K	\$730K
20 February, 2018	147 Munro Blvd	Detached	3	3	8	\$1,995K	\$2,100K
22 February, 2018	42 Foursome Cres	Detached	5	4	7	\$2,188K	\$2,288K
	228 Owen Blvd	Detached	5	6	16	\$3,688K	\$3,460K
26 February, 2018	4, 71 Upper Canada Dr	Townhouse	2	2	32	\$699K	\$698K
	77 Old Colony Rd	Detached	5	9	33	\$7,750K	\$7,233K
1 March, 2018	1 Anvil Millway Way	Townhouse	3	2	29	\$1,149K	\$1,050K
2 March, 2018	120 Lord Seaton Rd	Detached	5	4	23	\$2,750K	\$2,530K
3 March, 2018	117, 38 William Carson Cres	Condo	2	2	5	\$868K	\$853K
4 March, 2018	1, 71 Upper Canada Dr	Townhouse	2	2	3	\$725K	\$720K
	704, 38 William Carson Cres	Condo	1	1	4	\$589K	\$571K
5 March, 2018	72 Lord Seaton Rd	Detached	5	8	28	\$3,498K	\$3,480K
9 March, 2018	77 Munro Blvd	Detached	4	6	3	\$3,880K	\$3,800K
10 March, 2018	61 Yorkminster Rd	Detached	4	6	49	\$5,650K	\$5,200K
11 March, 2018	208, 38 William Carson Cres	Condo	1	1	11	\$550K	\$555K
12 March, 2018	10 Hopperton Dr	Detached	4	3	9	\$1,888K	\$1,819K
19 March, 2018	51 Berkindale Dr	Detached	5	8	62	\$6,950K	\$6,100K

Data

Month, Day, Year of Sold Date	Address1	Property Type	Bedrooms	Washrooms	Days on the Market	List Price	Sold Price
19 March, 2018	217, 29 Scenic Millway	Townhouse	4	4	4	\$1,050K	\$1,038K
24 March, 2018	318, 38 William Carson Cres	Condo	3	3	50	\$1,249K	\$1,180K
28 March, 2018	134 Mossgrove Tr	Detached	4	3	0	\$2,550K	\$2,510K
31 March, 2018	28 Crimson Millway	Townhouse	4	3	8	\$1,388K	\$1,350K