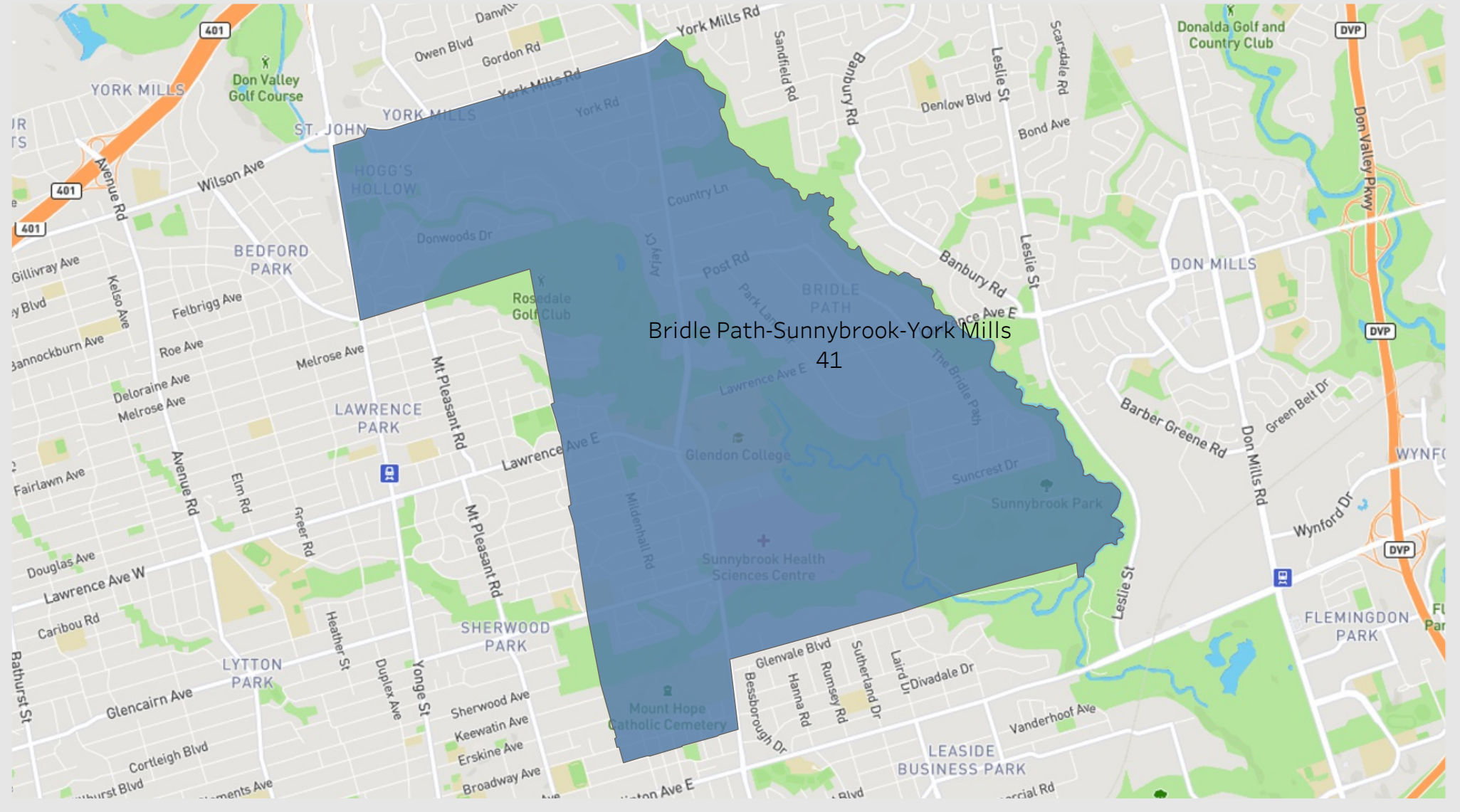
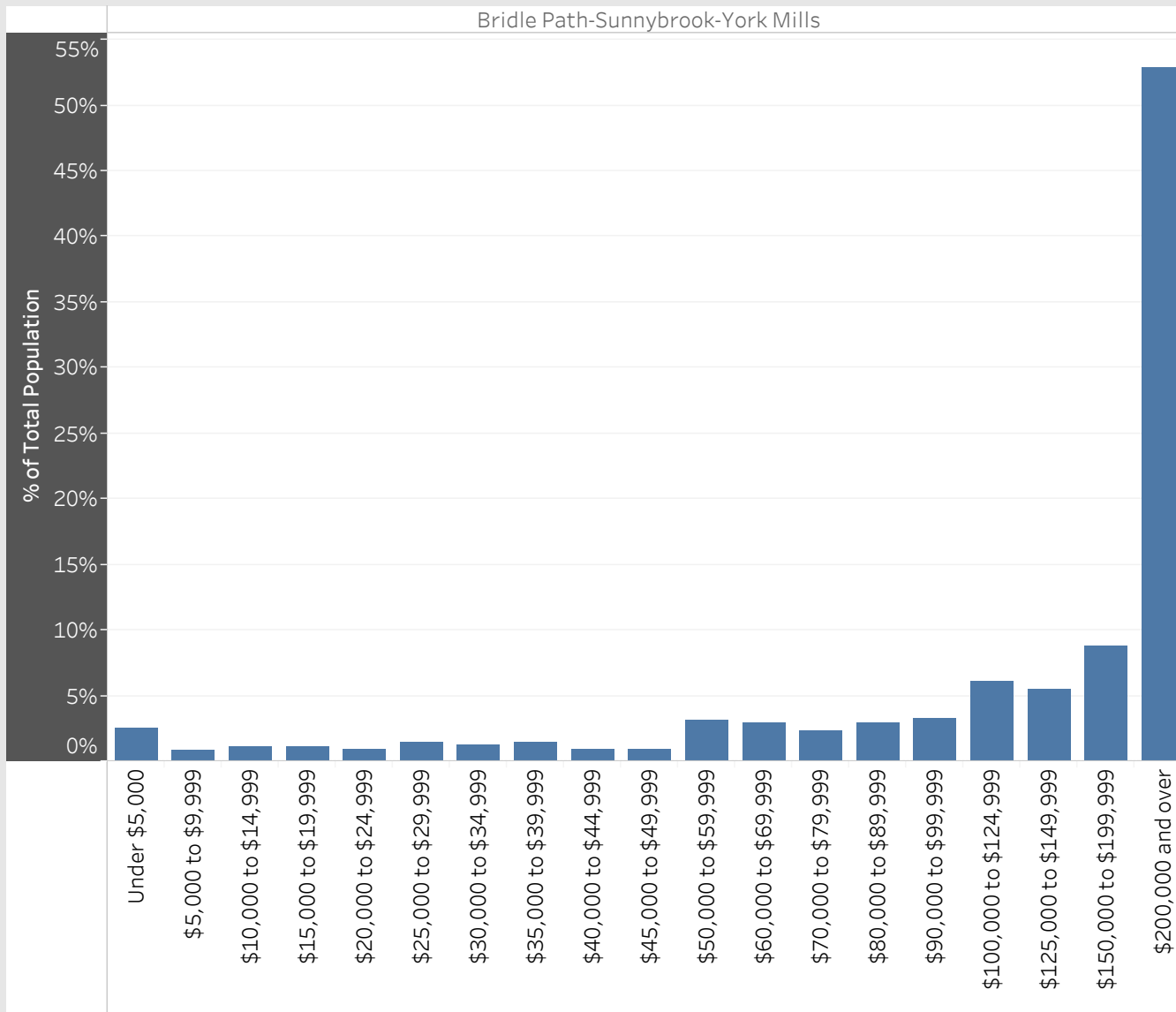


Bridle Path-Sunnybrook-York Mills  
Neighbourhood Breakdown  
July 1st, 2015 - March 31st, 2018

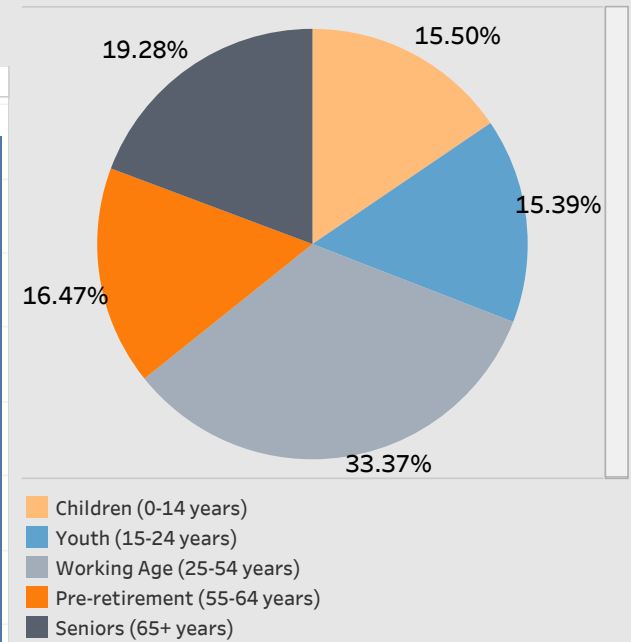


# 2016 StatsCan Data

## Household Income in Bridle Path-Sunnybrook-York Mills



### Age

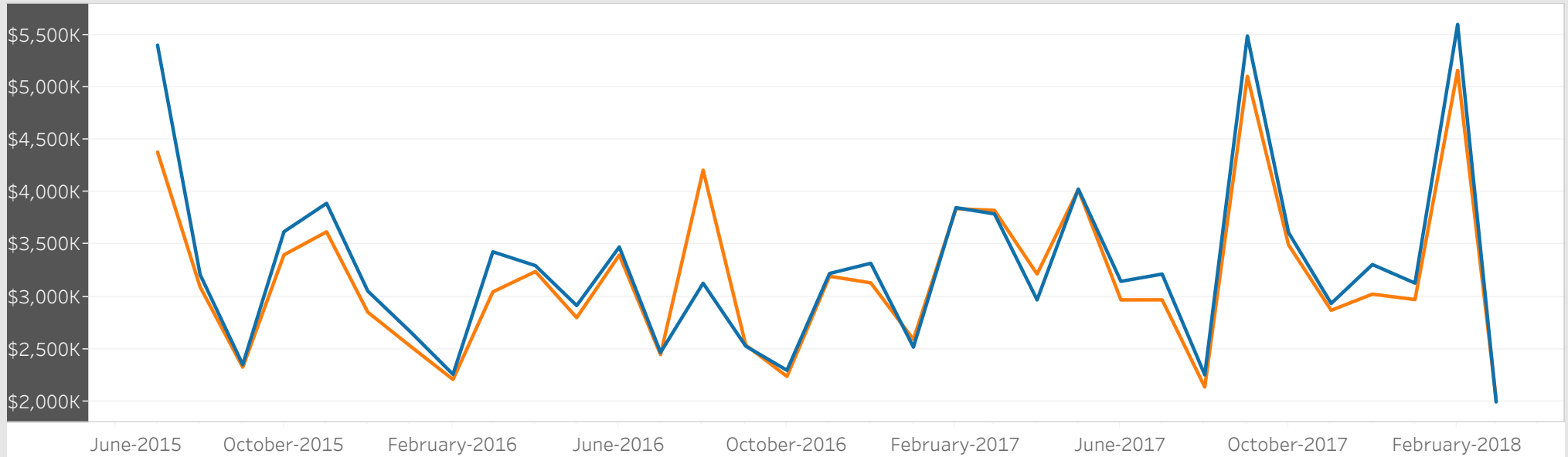


### Visible Minorities

Not a visible minority	69.73%
Chinese	15.33%
South Asian	4.08%
West Asian	3.53%
Korean	2.01%
Black	1.25%
Multiple visible minorities	1.20%
Latin American	0.71%
Japanese	0.60%
Filipino	0.54%
Southeast Asian	0.49%
Arab	0.43%
Visible minority; n.i.e.	0.11%

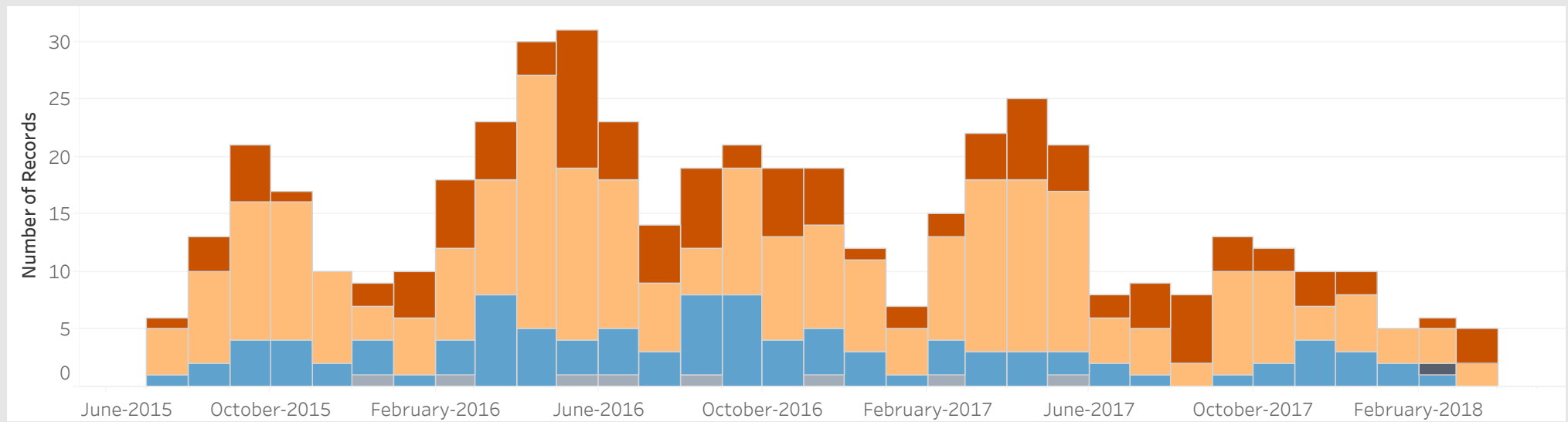
## Average Sold Price vs. Average Ask Price in Bridle Path-Sunnybrook-York Mills

■ Avg. List Price    ■ Avg. Sold Price



## Properties Sold in Bridle Path-Sunnybrook-York Mills by Month

■ Condo    ■ Detached    ■ Semi-Detached    ■ Townhouse    ■ Other



## Data

Month, Day, Year of Sold Date	Address1	Property Type	Bedrooms	Washrooms	Days on the Market	List Price	Sold Price
7 July, 2015	10 St Margarets Dr, Toronto	Detached	5	7	92	\$6,950K	\$6,100K
9 July, 2015	40 Park Lane Circ, Toronto	Detached	6	14	123	\$13,980K	\$9,500K
13 July, 2015	314, 75 York Mills Rd, Toronto	Condo	3	2	60	\$420K	\$388K
15 July, 2015	117 Cheltenham Ave, Toronto	Detached	4	3	2	\$2,249K	\$2,620K
16 July, 2015	21 Park Lane Circ, Toronto	Detached	4	3	84	\$7,880K	\$6,750K
26 July, 2015	56 Crimson Millway Way, Toronto	Townhouse	4	3	7	\$925K	\$925K
5 August, 2015	6 Hyde Park Circ, Toronto	Detached	5	8	45	\$5,500K	\$5,225K
	23 Bayview Rdge, Toronto	Detached	7	10	63	\$5,788K	\$5,105K
6 August, 2015	21 The Bridle Path, Toronto	Detached	5	8	46	\$7,650K	\$6,718K
8 August, 2015	266 Lawrence Ave, Toronto	Detached	2	3	2	\$1,150K	\$1,175K
13 August, 2015	113, 20 Burkebrook Pl, Toronto	Condo	2	1	35	\$549K	\$530K
17 August, 2015	236 Dawlish Ave, Toronto	Detached	3	2	13	\$2,195K	\$2,713K
19 August, 2015	32 Arjay Cres, Toronto	Detached	6	8	255	\$7,080K	\$6,525K
24 August, 2015	2108 Bayview Ave, Toronto	Townhouse	3	3	50	\$780K	\$758K
25 August, 2015	1C, 2 Chedington Pl, Toronto	Condo	2	3	82	\$1,988K	\$1,815K
30 August, 2015	520, 20 Burkebrook Pl, Toronto	Condo	2	3	5	\$1,100K	\$1,060K
31 August, 2015	36 Glenallan Rd, Toronto	Detached	5	5	5	\$2,098K	\$2,860K
	93 Post Rd, Toronto	Detached	3	3		\$3,588K	\$3,500K
	604, 21 Burkebrook Pl, Toronto	Townhouse	3	3	4	\$2,275K	\$2,225K
7 September, 2015	264 Dawlish Ave, Toronto	Detached	5	4	4	\$3,750K	\$3,750K
	Th6, 21 Burkebrook Pl, Toronto	Townhouse	3	3	13	\$1,398K	\$1,385K
8 September, 2015	44 Glenallan Rd, Toronto	Detached	5	5	1	\$2,800K	\$2,800K
	416, 20 Burke Brook Pl, Toronto	Condo	1	1	19	\$509K	\$509K
10 September, 2015	210, 1 Post Rd, Toronto	Condo	2	3	18	\$3,998K	\$3,750K
	215, 10 Old York Mills Rd, Toronto	Townhouse	2	3	14	\$1,129K	\$1,129K
12 September, 2015	118, 21 Burkebrook Pl, Toronto	Townhouse	3	1	2	\$530K	\$533K
13 September, 2015	40 Fenn Ave, Toronto	Detached	3	3	3	\$1,685K	\$2,010K
	409, 20 Burkebrook Pl, Toronto	Condo	2	2	58	\$765K	\$766K

## Data

Month, Day, Year of Sold Date	Address1	Property Type	Bedrooms	Washrooms	Days on the Market	List Price	Sold Price
14 September, 2015	74 St Leonard's Cres, Toronto	Detached	3	5	7	\$2,895K	\$2,895K
16 September, 2015	8 York Rd, Toronto	Detached	4	6	3	\$3,699K	\$3,530K
	137 Stratford Cres, Toronto	Detached	4	2	8	\$2,198K	\$2,700K
18 September, 2015	286 Broadway Ave, Toronto	Detached	4	4	9	\$1,699K	\$1,670K
19 September, 2015	32 Brookfield Rd, Toronto	Detached	6	5	12	\$3,500K	\$3,402K
20 September, 2015	6 Lewes Cres, Toronto	Detached	5	6	6	\$3,495K	\$3,400K
	510, 1888 Bayview Ave, Toronto	Condo	2	3	7	\$995K	\$995K
24 September, 2015	4D, 2 Chedington Pl, Toronto	Condo	2	4	16	\$2,179K	\$2,200K
	36 Strathgowan Cres, Toronto	Detached	3	3	23	\$2,595K	\$2,450K
	102 Highland Cres, Toronto	Detached	5	6	32	\$5,380K	\$4,836K
25 September, 2015	Th 22, 21 Burkebrook Pl, Toronto	Townhouse	3	3	60	\$1,398K	\$1,375K
30 September, 2015	135 Mildenhall Rd, Toronto	Detached	3	5	8	\$2,795K	\$2,800K
1 October, 2015	Th 5, 21 Burkebrook Pl, Toronto	Townhouse	3	3	24	\$1,349K	\$1,330K
4 October, 2015	52 Beechwood Ave, Toronto	Detached	4	6	56	\$4,750K	\$4,400K
8 October, 2015	8 Ivor Rd, Toronto	Detached	4	3	22	\$3,288K	\$3,000K
	23 York Valley Cres, Toronto	Detached	4	5	9	\$2,895K	\$2,800K
	710, 10 Old York Mills Rd, Toronto	Townhouse	2	2		\$799K	\$821K
9 October, 2015	28 Brookfield Rd, Toronto	Detached	4	4	150	\$3,380K	\$2,988K
11 October, 2015	53 Highland Cres, Toronto	Detached	7	9	6	\$8,380K	\$6,900K
12 October, 2015	8 Bayview Wood , Toronto	Detached	5	5	6	\$1,998K	\$1,980K
13 October, 2015	12 Bayview Wood, Toronto	Detached	5	8	78	\$5,795K	\$5,325K
	26 Arjay Cres, Toronto	Detached	4	7	30	\$5,650K	\$5,288K
18 October, 2015	226 Lawrence Ave, Toronto	Detached	3	2	13	\$850K	\$880K
20 October, 2015	308, 20 Burkebrook Pl, Toronto	Condo	2	3	54	\$760K	\$740K
21 October, 2015	28 Valleyanna Dr, Toronto	Detached	5	9	92	\$12,880K	\$12,880K
	516, 10 Old York Mills Rd, Toronto	Townhouse	2	1		\$500K	\$505K
22 October, 2015	8, 70 Hargrave Lane, Toronto	Townhouse	3	3	49	\$750K	\$734K
	119 Rochester Ave, Toronto	Detached	5	5	51	\$3,545K	\$3,460K

## Data

Month, Day, Year of Sold Date	Address1	Property Type	Bedrooms	Washrooms	Days on the Market	List Price	Sold Price
25 October, 2015	80 Beechwood Ave, Toronto	Detached	4	7	19	\$3,980K	\$3,765K
2 November, 2015	140 Buckingham Ave, Toronto	Detached	4	5	12	\$3,395K	\$3,300K
3 November, 2015	4 High Point Rd, Toronto	Detached	5	7	28	\$7,990K	\$6,700K
	304, 51 York Mills Rd, Toronto	Townhouse	3	3	22	\$1,150K	\$1,100K
6 November, 2015	143 Highland Cres, Toronto	Detached	5	8	58	\$6,299K	\$5,900K
17 November, 2015	38 Wilket Rd, Toronto	Detached	5	4	63	\$2,850K	\$2,688K
18 November, 2015	259 Lawrence Ave, Toronto	Detached	3	2	17	\$1,200K	\$1,165K
25 November, 2015	101, 45 York Mills Rd, Toronto	Townhouse	3	2	27	\$790K	\$790K
26 November, 2015	55 Glenavy Ave, Toronto	Detached	4	4	2	\$1,749K	\$1,749K
28 November, 2015	5 Park Lane Circ, Toronto	Detached	6	12	59	\$9,995K	\$9,380K
30 November, 2015	30 Glenallan Rd, Toronto	Detached	4	5	74	\$3,495K	\$3,420K
8 December, 2015	Ph2, 20 Burkebrook Pl, Toronto	Condo	2	3	105	\$1,995K	\$1,950K
10 December, 2015	172 The Bridle Path, Toronto	Detached	5	6	238	\$7,999K	\$7,150K
	Th 8, 21 Burkebrook Pl, Toronto	Townhouse	3	3	25	\$1,248K	\$1,200K
13 December, 2015	65 Hargrave Lane, Toronto	Townhouse	3	3	131	\$1,074K	\$1,038K
18 December, 2015	Th5, 20 Burkebrook Pl, Toronto	Condo	2	3	58	\$1,350K	\$1,328K
19 December, 2015	319, 21 Burkebrook Pl, Toronto	Townhouse	3	2	39	\$800K	\$773K
20 December, 2015	301 Lawrence Ave, Toronto	Detached	5	5	39	\$3,280K	\$3,175K
26 December, 2015	11 York Rd, Toronto	Detached	5	6	45	\$3,750K	\$3,522K
30 December, 2015	24 Park Lane Circ, Toronto	Other			234	\$5,990K	\$5,539K
4 January, 2016	709, 1888 Bayview Ave, Toronto	Condo	2	2	56	\$659K	\$630K
15 January, 2016	1 Hyde Park Circ, Toronto	Detached	4	7	45	\$4,988K	\$4,700K
18 January, 2016	10 Arjay Cres, Toronto	Detached	4	6	118	\$5,299K	\$4,750K
19 January, 2016	413, 20 Burkebrook Pl, Toronto	Condo	2	1	8	\$505K	\$485K
22 January, 2016	431, 20 Burkebrook Pl	Condo	2	3	18	\$1,595K	\$1,595K
26 January, 2016	56 Kilgour Rd	Townhouse	3	3	21	\$1,188K	\$1,178K
	152 Highland Cres	Detached	6	7	11	\$3,750K	\$3,460K
27 January, 2016	84 Braeside Rd	Detached	5	5	84	\$2,590K	\$2,400K

## Data

Month, Day, Year of Sold Date	Address1	Property Type	Bedrooms	Washrooms	Days on the Market	List Price	Sold Price
28 January, 2016	1A, 2 Chedington Pl	Condo	2	4	133	\$2,998K	\$2,998K
	127 Cheltenham Ave	Detached	4	5	3	\$3,088K	\$3,088K
2 February, 2016	70 Highland Cres	Detached	5	8	132	\$4,988K	\$4,632K
3 February, 2016	708, 21 Burkebrook Pl	Condo	2	2	2	\$979K	\$979K
8 February, 2016	321, 21 Burkebrook Pl	Condo	1	1	11	\$499K	\$490K
9 February, 2016	2106 Bayview Ave	Townhouse	3	3	34	\$798K	\$788K
10 February, 2016	25 Hargrave Lane	Townhouse	3	3	67	\$798K	\$801K
	169 Beechwood Ave	Detached	4	3	6	\$2,595K	\$2,600K
11 February, 2016	72 The Bridle Path	Other		0	23	\$6,890K	\$6,150K
16 February, 2016	111, 21 Burkebrook Pl	Condo	1	2	119	\$579K	\$565K
18 February, 2016	235 York Mills Rd	Detached	4	4	0	\$1,889K	\$1,900K
20 February, 2016	36 Daneswood Rd	Detached	4	5	2	\$3,169K	\$3,485K
22 February, 2016	118 Beechwood Ave	Detached	2	2	6	\$1,689K	\$2,200K
	409, 1888 Bayview Ave	Condo	2	2	5	\$688K	\$661K
23 February, 2016	208, 1888 Bayview Ave	Condo	1	1	6	\$519K	\$515K
	Th 17, 20 Burkebrook Pl	Condo	3	4	21	\$1,899K	\$1,848K
25 February, 2016	602, 53 York Mills Rd	Townhouse	3	3	28	\$799K	\$776K
26 February, 2016	12 Saintfield Ave	Detached	6	7	35	\$4,300K	\$4,100K
	262 St Leonard's Ave	Detached	5	5	22	\$3,095K	\$3,010K
29 February, 2016	3 Campbell Cres	Detached	5	7	12	\$4,498K	\$4,288K
3 March, 2016	605, 21 Burkebrook Pl	Condo	2	3	23	\$1,900K	\$1,855K
5 March, 2016	711, 10 Old York Mills Rd	Condo	1	1	6	\$645K	\$620K
6 March, 2016	Th4, 21 Burkebrook Pl	Townhouse	3	3	52	\$1,139K	\$1,125K
7 March, 2016	302 Dawlish Ave	Detached	4	3	19	\$2,595K	\$2,480K
	350 Broadway Ave	Detached	4	5	7	\$1,795K	\$1,900K
8 March, 2016	211, 21 Burkebrook Pl	Condo	1	2	22	\$525K	\$520K
	608, 53 York Mills Rd	Townhouse	3	4	67	\$1,349K	\$1,250K
9 March, 2016	7 Ivor Rd	Detached	4	3	27	\$2,288K	\$2,135K

## Data

Month, Day, Year of Sold Date	Address1	Property Type	Bedrooms	Washrooms	Days on the Market	List Price	Sold Price
10 March, 2016	87 Donwoods Dr	Detached	4	4	37	\$3,498K	\$3,360K
	89 York Rd	Detached	5	8	13	\$4,680K	\$4,380K
	Th12, 20 Burkebrook Pl	Townhouse	3	3	31	\$1,119K	\$1,080K
11 March, 2016	57 Hargrave Lane	Townhouse	3	3	8	\$849K	\$818K
16 March, 2016	308, 75 York Mills Rd	Condo	2	2	36	\$500K	\$482K
17 March, 2016	11, 30 Hargrave Lane	Townhouse	3	3	21	\$1,141K	\$1,098K
	107, 45 York Mills Rd	Townhouse	3	3	8	\$829K	\$851K
18 March, 2016	12, 10 Hargrave Lane	Townhouse	3	3	18	\$800K	\$815K
	612, 1888 Bayview Ave	Condo	2	2	4	\$647K	\$635K
21 March, 2016	26 Park Lane Circ	Detached	6	14	46	\$21,800K	\$16,500K
22 March, 2016	2148 Bayview Ave	Townhouse	3	3	53	\$779K	\$779K
24 March, 2016	2 May Tree Rd	Detached	3	3	150	\$3,250K	\$3,200K
30 March, 2016	7 Ivor Rd	Detached	5	8	9	\$5,388K	\$5,350K
31 March, 2016	35 High Point Rd	Detached	7	16	48	\$18,200K	\$15,888K
	88 Donwoods Dr	Detached	4	5	56	\$3,150K	\$2,950K
1 April, 2016	26 Donwoods Dr	Detached	4	3	29	\$2,495K	\$2,400K
	30 Bayview Rdge	Detached	4	4	87	\$4,595K	\$4,350K
2 April, 2016	301, 1 Donwoods Dr	Condo	2	3	22	\$1,680K	\$1,625K
3 April, 2016	125 Cheltenham Ave	Detached	5	4	31	\$2,595K	\$2,595K
5 April, 2016	2, 30 Hargrave Lane	Townhouse	3	3	54	\$1,299K	\$1,290K
	22 Old Yonge St	Detached	3	7	31	\$5,500K	\$5,100K
6 April, 2016	311, 20 Burkebrook Pl	Condo	2	2	46	\$1,100K	\$1,060K
7 April, 2016	137 Rochester Ave	Detached	4	6	7	\$4,395K	\$4,342K
11 April, 2016	1 Stratheden Rd	Detached	5	8	6	\$5,195K	\$5,200K
	Th 05, 10 Old York Mills Rd	Townhouse	2	3	31	\$987K	\$925K
12 April, 2016	17 Blanchard Rd	Detached	5	5	6	\$3,749K	\$3,920K
	115 Buckingham Ave	Detached	5	5	14	\$3,395K	\$3,308K
	509, 10 Old York Mills Rd, Toronto	Townhouse	2	1	65	\$411K	\$408K



## Data

Month, Day, Year of Sold Date	Address1	Property Type	Bedrooms	Washrooms	Days on the Market	List Price	Sold Price
13 April, 2016	10 Pembury Ave	Detached	4	5	1	\$2,495K	\$2,564K
	11 Green Valley Rd	Detached	5	6	98	\$5,495K	\$5,300K
15 April, 2016	92 Arjay Cres	Detached	4	4	87	\$3,989K	\$3,828K
16 April, 2016	19 Blyth Hill Rd	Detached	4	7	4	\$5,195K	\$5,195K
17 April, 2016	17 Green Valley Rd	Detached	3	3	3	\$3,300K	\$3,300K
19 April, 2016	236 St Leonard's Ave	Detached	4	5	18	\$3,495K	\$3,350K
20 April, 2016	76 York Rd	Detached	4	5	27	\$3,000K	\$2,675K
	205, 47 York Mills Rd	Townhouse	2	4	36	\$974K	\$955K
	291 Lawrence Ave E	Detached	3	3	7	\$1,649K	\$1,750K
21 April, 2016	264 St Leonard's Ave	Detached	5	5	22	\$3,795K	\$3,680K
24 April, 2016	22 Beechwood Ave N	Detached	3	5	19	\$2,990K	\$2,885K
25 April, 2016	229, 20 Burkebrook Pl	Condo	2	2	11	\$1,165K	\$1,145K
27 April, 2016	1 Suncrest Dr	Detached	3	3	1	\$3,500K	\$4,017K
28 April, 2016	26 Country Lane	Detached	5	8	17	\$6,980K	\$6,580K
29 April, 2016	78 Hargrave Lane	Townhouse	3	3	39	\$819K	\$790K
	149 Highland Cres	Detached	3	2	3	\$3,088K	\$3,500K
30 April, 2016	63 The Bridle Path	Detached	3	6	2	\$9,580K	\$9,180K
1 May, 2016	102, 20 Burkebrook Pl	Condo	2	2	11	\$823K	\$823K
3 May, 2016	7, 11 Burkebrook Pl	Condo	2	5	20	\$2,350K	\$2,350K
	11 York Valley Cres	Detached	5	7	587	\$4,900K	\$4,550K
	119 York Mills Rd	Other		0	8	\$1,535K	\$1,525K
5 May, 2016	312, 20 Burkebrook Pl	Condo	2	3	85	\$1,000K	\$935K
6 May, 2016	1 Lauren Crt	Detached	4	4	18	\$1,995K	\$1,950K
	14, 20 Hargrave Lane	Townhouse	3	3	35	\$879K	\$864K
8 May, 2016	27 Hargrave Lane	Townhouse	3	3	32	\$839K	\$800K
9 May, 2016	Ph #6, 1 Post Rd	Condo	2	4	76	\$2,990K	\$3,000K
10 May, 2016	29 Bayview Ridge Rdge	Detached	5	8	1	\$7,800K	\$7,500K
	230, 21 Burkebrook Pl	Condo	2	2	7	\$829K	\$815K

## Data

Month, Day, Year of Sold Date	Address1	Property Type	Bedrooms	Washrooms	Days on the Market	List Price	Sold Price
11 May, 2016	2 Wyegate Crt	Detached	5	9	15	\$4,588K	\$4,100K
12 May, 2016	1, 10 Hargrave Lane	Townhouse	3	3	17	\$1,170K	\$1,100K
13 May, 2016	4 Blyth Hill Rd	Detached	5	7	16	\$3,595K	\$3,550K
16 May, 2016	7D, 1 Chedington Pl	Condo	2	4	22	\$2,388K	\$2,310K
18 May, 2016	37 Wilket Rd	Detached	4	4	27	\$3,750K	\$3,397K
20 May, 2016	9 Ridgefield Rd	Detached	5	7	11	\$7,200K	\$7,100K
22 May, 2016	4 Ivor Rd	Detached	5	5	81	\$3,149K	\$2,950K
25 May, 2016	608, 21 Burkebrook Pl	Condo	2	2	30	\$1,079K	\$1,100K
26 May, 2016	24 Beechwood Ave	Detached	4	7	29	\$3,998K	\$3,900K
	26 Beechwood Ave	Detached	4	7	120	\$4,398K	\$3,950K
27 May, 2016	9A, 2 Chedington Pl	Condo	2	4	77	\$3,098K	\$2,880K
	21 York Valley Cres	Detached	4	4	3	\$3,550K	\$3,576K
	222 St Leonard's Ave	Detached	4	5	58	\$4,595K	\$4,388K
	703, 20 Burkebrook Pl	Condo	2	2	1	\$885K	\$855K
28 May, 2016	3 Old Yonge St	Detached	4	3	23	\$3,499K	\$3,350K
	204, 10 Old York Mills Rd	Condo	2	2	4	\$859K	\$817K
	802, 1888 Bayview Ave	Condo	2	3	30	\$2,498K	\$2,400K
29 May, 2016	176 The Bridle Path	Detached	3	0	51	\$7,380K	\$7,090K
31 May, 2016	208, 21 Burkebrook Pl	Condo	2	2	29	\$1,295K	\$1,290K
	338 Broadway Ave	Detached	3	4	7	\$1,479K	\$1,600K
1 June, 2016	113 Buckingham Ave	Detached	5	5	30	\$3,895K	\$3,800K
2 June, 2016	15 Sagewood Dr	Detached	5	7	3	\$3,995K	\$4,402K
	202 The Bridle Path	Detached	3	4	2	\$3,899K	\$4,330K
4 June, 2016	7 Stratheden Rd	Detached	4	6	40	\$4,495K	\$4,120K
6 June, 2016	717, 1888 Bayview Ave	Condo	2	3	69	\$949K	\$903K
7 June, 2016	103, 45 York Mills Rd	Townhouse	3	3	11	\$859K	\$918K
8 June, 2016	7 Vernham Ave	Detached	6	9	180	\$6,000K	\$5,600K
	16 Doncliffe Dr	Detached	4	4	30	\$3,795K	\$3,795K

## Data

Month, Day, Year of Sold Date	Address1	Property Type	Bedrooms	Washrooms	Days on the Market	List Price	Sold Price
8 June, 2016	123 Highland Cres, Toronto	Other			6	\$3,200K	\$3,000K
	605, 10 Old York Mills Rd	Condo	2	2	13	\$770K	\$800K
9 June, 2016	12 Wilket Rd	Detached	5	9	8	\$7,950K	\$8,100K
10 June, 2016	40 Wilket Rd	Detached	3	4	2	\$3,295K	\$3,400K
	2160 Bayview Ave	Townhouse	3	3	28	\$890K	\$890K
14 June, 2016	10 Hyde Park Circ	Detached	5	7	144	\$5,399K	\$5,088K
16 June, 2016	9, 10 Hargrave Lane	Townhouse	3	3	15	\$1,148K	\$1,080K
21 June, 2016	88 Stratford Cres	Detached	5	6	6	\$3,249K	\$3,350K
22 June, 2016	707, 1888 Bayview Ave	Condo	2	3	35	\$1,149K	\$1,125K
24 June, 2016	12 The Bridle Path	Detached	6	11	120	\$13,100K	\$12,000K
	40 Plymbridge Cres	Detached	5	4	39	\$3,450K	\$3,260K
	421, 21 Burkebrook Pl	Condo	2	2	10	\$799K	\$799K
	Ph, 2 Chedington Pl	Condo	4	6	102	\$5,188K	\$4,650K
27 June, 2016	4, 10 Hargrave Lane	Townhouse	3	3	6	\$1,000K	\$975K
	277 Lawrence Ave E	Detached	4	3	6	\$1,450K	\$1,760K
6 July, 2016	331, 21 Burkebrook Pl	Condo	2	3	35	\$779K	\$750K
7 July, 2016	223, 21 Burkebrook Pl	Condo	1	2	1	\$629K	\$628K
8 July, 2016	Th 7, 10 Old York Mills Rd	Townhouse	2	3	10	\$1,088K	\$1,225K
13 July, 2016	232, 21 Burkebrook Pl	Condo	1	1	21	\$425K	\$405K
	508, 1888 Bayview Ave	Condo	2	2	42	\$649K	\$625K
16 July, 2016	28 Knightswood Rd	Detached	5	3	3	\$2,888K	\$3,790K
19 July, 2016	167 Valley Rd	Detached	5	9	15	\$7,980K	\$7,250K
20 July, 2016	110 Highland Cres	Detached	4	6	55	\$3,489K	\$3,250K
	217, 21 Burkebrook Pl	Condo	1	2	15	\$685K	\$675K
22 July, 2016	41 Daneswood Rd	Detached	5	6	187	\$4,950K	\$4,782K
	66 Donwoods Dr	Detached	4	4	2	\$2,858K	\$3,200K
25 July, 2016	135 Rochester Ave	Detached	4	6	103	\$5,995K	\$5,600K
26 July, 2016	2166 Bayview Ave	Townhouse	3	3	35	\$900K	\$885K

## Data

Month, Day, Year of Sold Date	Address1	Property Type	Bedrooms	Washrooms	Days on the Market	List Price	Sold Price
29 July, 2016	14, 40 Hargrave Lane	Townhouse	3	4	66	\$1,240K	\$1,200K
2 August, 2016	86 Donwoods Dr	Detached	4	5	71	\$4,650K	\$4,300K
3 August, 2016	151 Rochester Ave	Detached	5	5	82	\$4,795K	\$4,420K
	601, 1888 Bayview Ave	Condo	2	3	7	\$1,148K	\$1,143K
5 August, 2016	10 High Point Rd	Detached	7	14	57	\$26,800K	\$22,000K
	701, 20 Burkebrook Pl	Condo	3	3	2	\$1,326K	\$1,418K
11 August, 2016	15, 40 Hargrave Lane	Townhouse	3	4	16	\$1,299K	\$1,250K
12 August, 2016	205 St Leonard's Ave	Detached	4	6	22	\$5,345K	\$5,225K
13 August, 2016	Th 17, 21 Burkebrook Pl	Townhouse	3	4	11	\$1,847K	\$1,847K
15 August, 2016	20, 50 Hargrave Lane	Townhouse	3	3	33	\$1,000K	\$950K
	401, 20 Burkebrook Pl	Condo	1	2	4	\$630K	\$623K
16 August, 2016	11, 50 Hargrave Lane	Townhouse	3	3	26	\$1,000K	\$990K
	122, 21 Burkebrook Pl	Condo	1	1	27	\$539K	\$530K
18 August, 2016	13, 20 Hargrave Lane	Townhouse	3	3	80	\$958K	\$927K
	2425 Bayview Ave	Other		0	41	\$0K	\$25,889K
19 August, 2016	2, 10 Hargrave Lane	Townhouse	3	3	212	\$999K	\$975K
23 August, 2016	301, 1888 Bayview Ave	Condo	2	3	21	\$1,050K	\$1,020K
	Ph 9A, 1 Chedington Pl	Condo	2	4	15	\$2,980K	\$3,501K
27 August, 2016	115, 45 York Mills Rd	Townhouse	3	3	2	\$839K	\$865K
30 August, 2016	3D, 1 Chedington Pl	Condo	2	3	76	\$2,250K	\$2,075K
9 September, 2016	125 Highland Cres	Detached	4	4	59	\$3,300K	\$3,230K
11 September, 2016	Th19, 20 Burkebrook Pl	Townhouse	3	3	26	\$1,250K	\$1,150K
12 September, 2016	101 Stratford Cres	Detached	3	3	17	\$2,795K	\$2,730K
13 September, 2016	2146 Bayview Ave	Townhouse	3	3	20	\$879K	\$843K
15 September, 2016	7, 70 Hargrave Lane	Townhouse	3	3	15	\$950K	\$950K
	141 Highland Cres	Detached	5	8	17	\$5,780K	\$5,760K
16 September, 2016	7, 30 Hargrave Lane	Townhouse	3	3	95	\$1,319K	\$1,267K
	57 Sunnyside Cres	Detached	5	5	3	\$3,495K	\$3,495K

## Data

Month, Day, Year of Sold Date	Address1	Property Type	Bedrooms	Washrooms	Days on the Market	List Price	Sold Price
19 September, 2016	Th9, 20 Burkebrook Pl	Townhouse	3	3	6	\$1,359K	\$1,461K
21 September, 2016	8, 30 Hargrave Lane	Townhouse	3	3	7	\$1,299K	\$1,290K
22 September, 2016	84 Beechwood Ave	Detached	4	6	3	\$2,950K	\$3,432K
	Ph01, 10 Old York Mills Rd	Condo	3	3	1	\$1,698K	\$1,680K
23 September, 2016	345 Broadway Ave	Detached	2	2	3	\$1,398K	\$1,395K
24 September, 2016	70 Arjay Cres	Detached	3	4	8	\$4,688K	\$4,300K
	414, 10 Old York Mills Rd	Condo	1	1	5	\$429K	\$415K
	Th6, 21 Burkebrook Pl	Townhouse	3	3	3	\$1,489K	\$1,590K
26 September, 2016	23 Tudor Gate	Detached	5	6	7	\$3,880K	\$4,350K
27 September, 2016	4, 30 Hargrave Lane	Townhouse	3	3	11	\$1,199K	\$1,245K
28 September, 2016	64 Blyth Hill Rd	Detached	4	6	22	\$3,959K	\$3,881K
29 September, 2016	69 Highland Cres	Detached	5	8	154	\$6,995K	\$6,195K
30 September, 2016	59 Fenn Ave	Detached	6	5	2	\$1,995K	\$2,660K
1 October, 2016	2 May Tree Rd	Detached	3	3	2	\$2,988K	\$3,300K
2 October, 2016	66 Kilgour Rd	Townhouse	2	3	4	\$1,260K	\$1,315K
3 October, 2016	198 York Mills Rd	Detached	3	2	6	\$1,288K	\$1,509K
4 October, 2016	21 Green Valley Rd	Detached	5	5	14	\$4,198K	\$3,950K
	23 Hargrave Lane	Townhouse	3	3	5	\$937K	\$930K
11 October, 2016	166 Beechwood Ave	Detached	4	4	1	\$3,150K	\$2,915K
	507, 1888 Bayview Ave	Condo	2	3	22	\$1,248K	\$1,236K
13 October, 2016	66 Arjay Cres	Detached	3	4	1	\$4,688K	\$4,518K
	205, 20 Burkebrook Pl	Condo	1	1	50	\$470K	\$465K
14 October, 2016	38 Arjay Cres	Detached	5	9	25	\$6,288K	\$5,650K
	402, 21 Burkebrook Pl	Condo	2	2	30	\$1,259K	\$1,242K
19 October, 2016	4 Brookfield Rd	Detached	3	2	8	\$2,495K	\$2,505K
21 October, 2016	188 Valley Rd	Detached	6	9	21	\$5,499K	\$4,990K
	408, 1888 Bayview Ave	Condo	2	2	42	\$639K	\$620K
22 October, 2016	42 Plymbridge Cres	Detached	4	3	7	\$2,998K	\$3,040K

## Data

Month, Day, Year of Sold Date	Address1	Property Type	Bedrooms	Washrooms	Days on the Market	List Price	Sold Price
24 October, 2016	116, 45 York Mills Rd	Townhouse	3	3	7	\$849K	\$895K
27 October, 2016	707, 20 Burkebrook Pl	Condo	2	2	1	\$1,189K	\$1,275K
28 October, 2016	14, 10 Hargrave Lane	Townhouse	3	3	34	\$929K	\$900K
31 October, 2016	107, 21 Burkebrook Pl	Condo	2	2	7	\$1,297K	\$1,301K
2 November, 2016	20 Saintfield Ave	Detached	5	5	6	\$3,500K	\$4,150K
	408, 20 Burkebrook Pl	Condo	2	3	5	\$799K	\$901K
4 November, 2016	1 Old Yonge St	Other		0	28	\$5,998K	\$5,735K
7 November, 2016	50 Arjay Cres	Detached	5	9	208	\$5,880K	\$5,094K
8 November, 2016	66 Blyth Hill Rd	Detached	4	6	28	\$4,595K	\$4,530K
9 November, 2016	9 Brian Cliff Dr	Detached	5	8	36	\$6,109K	\$5,639K
14 November, 2016	2110 Bayview Ave	Townhouse	3	3	74	\$929K	\$867K
15 November, 2016	204, 75 York Mills Rd	Condo	1	1	41	\$590K	\$574K
16 November, 2016	312, 10 Old York Mills Rd	Condo	2	2	1	\$860K	\$860K
17 November, 2016	111 Rochester Ave	Detached	5	6	3	\$4,600K	\$4,350K
18 November, 2016	6, 50 Hargrave Lane	Townhouse	3	3	10	\$949K	\$947K
	12, 20 Hargrave Lane	Townhouse	3	3	57	\$925K	\$920K
	14 St Margarets Dr	Detached	6	10	25	\$6,098K	\$6,050K
21 November, 2016	5 Mildenhall Rd	Detached	5	7	56	\$3,450K	\$3,430K
22 November, 2016	70 Kilgour Rd	Townhouse	3	3	7	\$1,450K	\$1,600K
23 November, 2016	205, 21 Burkebrook Pl	Condo	3	3	75	\$2,895K	\$2,800K
28 November, 2016	8 Braeside Cres	Detached	2	3	6	\$2,495K	\$3,321K
29 November, 2016	176 The Bridle Path	Detached	1	0	75	\$8,000K	\$7,850K
	311/2, 75 York Mills Rd	Condo	3	3	5	\$1,099K	\$1,099K
4 December, 2016	314, 1888 Bayview Ave	Condo	2	2	23	\$815K	\$785K
6 December, 2016	3, 40 Hargrave Lane	Townhouse	3	3	46	\$1,289K	\$1,245K
9 December, 2016	103 York Mills Rd	Detached	2	2	25	\$1,849K	\$1,680K
	116 Rochester Ave	Detached	5	5	53	\$4,495K	\$4,225K
10 December, 2016	90 Stratford Cres	Detached	3	3	3	\$2,550K	\$3,119K

## Data

Month, Day, Year of Sold Date	Address1	Property Type	Bedrooms	Washrooms	Days on the Market	List Price	Sold Price
13 December, 2016	13, 40 Hargrave Lane	Townhouse	3	3	55	\$1,279K	\$1,225K
	33 Wilket Rd	Detached	5	6	7	\$3,590K	\$3,600K
	78 York Rd	Detached	5	6	33	\$5,080K	\$4,800K
22 December, 2016	393 Broadway Ave	Detached	3	3	58	\$1,698K	\$1,660K
23 December, 2016	12 Ridgefield Rd	Detached	5	7	45	\$7,488K	\$7,215K
	2126 Bayview Ave	Townhouse	3	3	67	\$900K	\$885K
30 December, 2016	75 Highland Cres	Detached	4	7	29	\$8,800K	\$7,150K
2 January, 2017	1 Lauren Crt	Detached	4	4	7	\$2,520K	\$2,475K
13 January, 2017	712, 1888 Bayview Ave	Condo	2	2	81	\$637K	\$670K
16 January, 2017	611, 1888 Bayview Ave	Condo	2	2	7	\$638K	\$645K
19 January, 2017	1 St Margarets Dr	Detached	6	11	8	\$4,588K	\$4,661K
	4 Hyde Park Circ	Detached	4	7	10	\$5,998K	\$6,050K
24 January, 2017	13, 50 Hargrave Lane	Townhouse	3	3	5	\$859K	\$869K
30 January, 2017	156 Mildenhall Rd	Detached	3	3	6	\$2,395K	\$2,775K
3 February, 2017	2436 Bayview Ave	Detached	3	3	8	\$2,848K	\$2,750K
9 February, 2017	404, 10 Old York Mills Rd	Condo	2	2	20	\$828K	\$820K
10 February, 2017	96 Arjay Cres	Detached	3	3	10	\$3,295K	\$4,200K
	99 Buckingham Ave	Detached	5	8	21	\$6,495K	\$6,300K
13 February, 2017	43 Wanless Cres	Detached	3	3	6	\$2,195K	\$2,828K
16 February, 2017	11, 70 Hargrave Lane	Townhouse	3	3	8	\$930K	\$930K
17 February, 2017	110 Donwoods Dr	Detached	3	5	2	\$4,938K	\$4,860K
	125 Buckingham Ave	Detached	4	6	17	\$5,795K	\$5,538K
	180 Valley Rd	Detached	4	7	9	\$6,380K	\$6,180K
19 February, 2017	196 Valley Rd	Detached	3	3	108	\$4,590K	\$4,200K
23 February, 2017	7, 20 Hargrave Lane	Townhouse	3	3	29	\$1,000K	\$988K
24 February, 2017	3 Pembury Ave	Detached	4	5	45	\$3,668K	\$3,590K
	39-43 Wilket Rd	Other		0	150	\$12,600K	\$12,120K
25 February, 2017	2140 Bayview Ave	Townhouse	3	3	2	\$938K	\$950K

## Data

Month, Day, Year of Sold Date	Address1	Property Type	Bedrooms	Washrooms	Days on the Market	List Price	Sold Price
27 February, 2017	608, 21 Burkebrook Pl	Condo	2	2	6	\$1,249K	\$1,351K
1 March, 2017	182 York Mills Rd, Toronto	Detached	4	6	48	\$3,989K	\$4,180K
	410, 1888 Bayview Ave	Condo	2	3	8	\$1,250K	\$1,250K
	Ph8, 1888 Bayview Ave	Condo	2	3	33	\$1,389K	\$1,300K
2 March, 2017	Th7, 20 Burkebrook Pl	Townhouse	3	3	1	\$1,389K	\$1,575K
3 March, 2017	16 Cedarwood Ave	Detached	5	8	8	\$6,495K	\$6,495K
	25 The Bridle Path	Detached	4	10	137	\$9,800K	\$8,585K
6 March, 2017	94 Beechwood Ave	Detached	5	5	1	\$3,500K	\$3,500K
	97 Wanless Cres	Detached	3	3	7	\$1,880K	\$2,050K
8 March, 2017	3 Knightswood Rd	Detached	5	7	50	\$6,495K	\$6,100K
	6 Old Yonge St	Detached	2	3	2	\$3,148K	\$3,263K
	139 Buckingham Ave	Detached	4	7	0	\$5,769K	\$5,769K
9 March, 2017	9 Saintfield Ave	Detached	5	7	52	\$7,988K	\$7,400K
	41 Fenn Ave	Detached	3	3	8	\$2,489K	\$3,510K
16 March, 2017	28 Old Yonge St	Detached	6	10	50	\$5,880K	\$5,525K
17 March, 2017	6 Peebles Ave	Detached	5	5	2	\$3,800K	\$4,150K
	15 Blyth Dale Rd	Detached	5	5	48	\$5,195K	\$5,018K
22 March, 2017	306, 20 Burkebrook Pl	Condo	1	1	5	\$410K	\$490K
24 March, 2017	186 York Mills Rd	Detached	4	6	17	\$3,989K	\$3,900K
27 March, 2017	Th13, 21 Burkebrook Pl	Townhouse	3	3	5	\$1,389K	\$1,630K
28 March, 2017	125 Highland Cres	Detached	4	4	4	\$2,880K	\$3,980K
29 March, 2017	61 Hargrave Lane	Townhouse	3	3	7	\$1,079K	\$1,280K
	Ph2, 1888 Bayview Ave	Condo	2	3	13	\$3,188K	\$3,188K
4 April, 2017	128 Rochester Ave	Detached	5	5	2	\$4,295K	\$4,600K
5 April, 2017	14 York Valley Cres	Detached	4	4	7	\$3,700K	\$5,111K
	224 Lawrence Ave E	Detached	3	2	7	\$1,299K	\$1,750K
7 April, 2017	49 Hargrave Lane	Townhouse	3	3	4	\$1,098K	\$1,287K
	212, 47 York Mills Rd	Townhouse	3	3	3	\$1,798K	\$1,900K



## Data

Month, Day, Year of Sold Date	Address1	Property Type	Bedrooms	Washrooms	Days on the Market	List Price	Sold Price
7 April, 2017	224 St Leonard's Ave	Detached	6	5	31	\$5,999K	\$5,900K
9 April, 2017	302, 20 Burkebrook Pl	Condo	2	2	5	\$1,299K	\$1,500K
	530 Blythwood Rd	Detached	3	2	13	\$2,550K	\$2,900K
11 April, 2017	120 Cheltenham Ave	Detached	4	5	1	\$5,295K	\$5,300K
12 April, 2017	17 Blyth Hill Rd	Detached	5	7	0	\$5,350K	\$5,350K
	34 Glenorchy Rd	Detached	5	4	9	\$4,700K	\$5,650K
18 April, 2017	318, 20 Burkebrook Pl	Condo	1	1	8	\$588K	\$650K
19 April, 2017	201, 1888 Bayview Ave	Condo	2	3	9	\$1,500K	\$1,400K
20 April, 2017	209 St Leonard's Ave	Detached	5	5	1	\$4,295K	\$4,600K
	215, 21 Burkebrook Pl	Condo	1	2	6	\$645K	\$665K
24 April, 2017	78 Hargrave Lane	Townhouse	3	3	12	\$1,000K	\$1,000K
25 April, 2017	3 Mcbain Ave	Detached	4	5	7	\$2,375K	\$2,500K
	20 Glenallan Rd	Detached	4	4	6	\$3,295K	\$4,085K
	34 Saintfield Ave	Detached	4	4	18	\$3,999K	\$4,440K
	94 Mildenhall Rd	Detached	2	2	7	\$2,649K	\$3,000K
26 April, 2017	9 Brookfield Rd	Detached	4	6	9	\$5,598K	\$5,525K
28 April, 2017	12 York Valley Cres	Detached	4	4	7	\$6,890K	\$6,700K
29 April, 2017	119, 20 Burkebrook Pl	Condo	2	2	8	\$949K	\$1,250K
	309, 21 Burkebrook Pl	Condo	2	2	3	\$1,595K	\$1,750K
30 April, 2017	502, 21 Burkebrook Pl	Condo	2	2	4	\$1,495K	\$1,605K
1 May, 2017	1 Braeside Cres	Detached	3	2	7	\$2,995K	\$3,800K
2 May, 2017	126 Buckingham Ave	Detached	5	5	15	\$3,980K	\$3,868K
	172 York Mills Rd	Detached	3	1	14	\$1,795K	\$1,860K
	407, 1888 Bayview Ave N	Condo	2	3	23	\$1,250K	\$1,175K
3 May, 2017	31 Blyth Hill Rd	Detached	5	8	78	\$7,495K	\$7,150K
4 May, 2017	48 The Bridle Path	Other		0	8	\$6,380K	\$6,100K
5 May, 2017	30 Hedgewood Rd	Detached	3	4	30	\$3,500K	\$3,000K
	611, 53 York Mills Rd	Townhouse	3	3	7	\$899K	\$980K

## Data

Month, Day, Year of Sold Date	Address1	Property Type	Bedrooms	Washrooms	Days on the Market	List Price	Sold Price
9 May, 2017	4 Valleyanna Dr	Detached	5	7	1	\$3,995K	\$4,000K
12 May, 2017	7 Tudor Gate	Detached	5	10	1	\$7,880K	\$7,880K
	22 Salonica Rd	Detached	5	5	2	\$4,680K	\$5,350K
16 May, 2017	11 Hargrave Lane	Townhouse	3	3	6	\$968K	\$998K
	57 St Leonard's Cres	Detached	5	6	98	\$6,295K	\$6,182K
	156 Valley Rd	Detached	3	5	8	\$3,995K	\$4,525K
17 May, 2017	218, 20 Burkebrook Pl	Condo	2	2	15	\$949K	\$950K
	321 Lawrence Ave E	Detached	4	4	7	\$2,088K	\$2,089K
18 May, 2017	8 Cedarwood Ave	Detached	5	8	28	\$5,495K	\$5,099K
28 May, 2017	4 Royal Oak Dr	Detached	4	9	33	\$8,388K	\$8,000K
	27 Salonica Rd	Detached	5	9	5	\$8,480K	\$8,400K
	217, 20 Burkebrook Pl	Condo	1	1	5	\$488K	\$635K
31 May, 2017	816, 1888 Bayview Ave	Condo	2	3	168	\$2,580K	\$2,425K
7 June, 2017	116, 45 York Mills Rd	Townhouse	3	3	15	\$989K	\$1,010K
9 June, 2017	1 Blyth Hill Rd	Detached	3	4	10	\$6,180K	\$6,100K
10 June, 2017	19, 50 Hargrave Lane	Townhouse	3	3	41	\$1,100K	\$998K
12 June, 2017	509, 10 Old York Mills Rd	Condo	1	1	4	\$469K	\$505K
15 June, 2017	212, 10 Old York Mills Rd	Condo	2	2	58	\$868K	\$868K
19 June, 2017	11 St Aubyns Cres	Detached	4	8	26	\$5,195K	\$4,800K
24 June, 2017	4 Fifeshire Rd	Detached	5	7	61	\$8,980K	\$8,180K
29 June, 2017	187 Banff Rd	Detached	2	2	27	\$1,395K	\$1,300K
4 July, 2017	41 Fenn Ave	Detached	3	3	6	\$3,510K	\$2,900K
6 July, 2017	188 Banff Rd	Detached	3	3	50	\$1,765K	\$1,525K
10 July, 2017	205, 1888 Bayview Ave	Condo	2	2	20	\$1,498K	\$1,498K
	Ph11, 20 Burkebrook Pl	Condo	2	3	3	\$1,799K	\$1,800K
14 July, 2017	26 Salonica Rd	Detached	4	3	10	\$4,860K	\$4,625K
19 July, 2017	112, 21 Burkebrook Pl	Condo	2	2	2	\$879K	\$879K
24 July, 2017	113 Mildenhall Rd	Detached	5	7	102	\$12,800K	\$11,632K

## Data

Month, Day, Year of Sold Date	Address1	Property Type	Bedrooms	Washrooms	Days on the Market	List Price	Sold Price
24 July, 2017	703, 10 Old York Mills Rd	Condo	2	2	5	\$838K	\$907K
31 July, 2017	4, 20 Hargrave Lane	Townhouse	3	3	23	\$999K	\$970K
1 August, 2017	409, 20 Burkebrook Pl	Condo	2	2	6	\$929K	\$920K
3 August, 2017	613, 20 Burkebrook Pl	Condo	2	2	8	\$1,395K	\$1,350K
4 August, 2017	405, 21 Burkebrook Pl	Condo	2	3	38	\$2,850K	\$2,400K
17 August, 2017	603, 20 Burkebrook Pl	Condo	2	2	9	\$1,080K	\$1,050K
25 August, 2017	22 Donwoods Dr	Detached	4	4	4	\$2,988K	\$2,850K
	705/706, 10 Old York Mills Rd	Condo	4	4	9	\$2,100K	\$2,000K
28 August, 2017	57 Arjay Cres	Detached	4	8	0	\$5,500K	\$5,438K
30 August, 2017	230, 20 Burkebrook Pl	Condo	2	2	16	\$1,195K	\$1,100K
7 September, 2017	102, 45 York Mills Rd	Townhouse	3	3	10	\$998K	\$1,088K
	408, 21 Burkebrook Pl	Condo	2	2	59	\$1,448K	\$1,380K
8 September, 2017	4 Shady Oaks Cres	Detached	7	6	93	\$7,288K	\$6,560K
10 September, 2017	51 Bayview Wood	Detached	6	4	20	\$4,945K	\$4,600K
14 September, 2017	4B, 1 Chedington Pl	Condo	2	2	3	\$1,888K	\$1,818K
	46 Fenn Ave	Detached	3	2	5	\$2,795K	\$2,605K
19 September, 2017	3 Royal Oak Dr	Detached	4	4	7	\$3,998K	\$4,577K
20 September, 2017	31 Knightswood Rd	Detached	5	10	695	\$14,800K	\$11,308K
24 September, 2017	33 Green Valley Rd	Detached	5	9	4	\$8,995K	\$8,700K
26 September, 2017	38 Salonica Rd	Detached	3	3	1	\$7,299K	\$7,150K
27 September, 2017	66 Park Lane Circ	Detached	4	5	7	\$11,000K	\$10,610K
29 September, 2017	135 Buckingham Ave	Detached	4	5	18	\$4,995K	\$4,950K
	319, 21 Burkebrook Pl	Condo	2	2	2	\$899K	\$1,002K
4 October, 2017	4 Donino Crt	Detached	5	7	7	\$5,199K	\$5,047K
10 October, 2017	27 Bayview Wood	Detached	4	5	15	\$4,695K	\$4,590K
15 October, 2017	29 Blyth Dale Rd	Detached	4	5	33	\$5,250K	\$4,900K
17 October, 2017	66 Glenridge Ave	Detached	2	3	99	\$1,999K	\$1,950K
18 October, 2017	18 Glenallan Rd	Detached	5	6	43	\$4,600K	\$4,200K

## Data

Month, Day, Year of Sold Date	Address1	Property Type	Bedrooms	Washrooms	Days on the Market	List Price	Sold Price
18 October, 2017	206, 20 Burkebrook Pl	Condo	2	3	14	\$899K	\$910K
19 October, 2017	15 Green Valley Rd	Detached	4	8	3	\$9,595K	\$9,300K
21 October, 2017	50 Kilgour Rd	Townhouse	3	4	39	\$1,729K	\$1,675K
22 October, 2017	18 Donwoods Dr	Detached	4	6	10	\$2,998K	\$2,885K
	Th22, 21 Burkebrook Pl	Townhouse	3	3	5	\$1,699K	\$1,800K
26 October, 2017	302, 1 Post Rd	Condo	2	3	2	\$2,880K	\$2,880K
28 October, 2017	269 Lawrence Ave E	Detached	3	3	5	\$1,799K	\$1,790K
1 November, 2017	5 Shady Oaks Cres	Detached	3	5	7	\$4,200K	\$4,580K
8 November, 2017	407, 20 Burkebrook Pl	Condo	1	1	7	\$519K	\$518K
17 November, 2017	32 Brookfield Rd	Detached	5	5	22	\$5,188K	\$5,088K
	95 Bayview Ridge	Detached	6	11	73	\$12,199K	\$11,255K
	2152 Bayview Ave	Townhouse	3	3	28	\$1,049K	\$975K
20 November, 2017	302, 51 York Mills Rd	Townhouse	3	3	4	\$1,200K	\$1,518K
22 November, 2017	205, 1888 Bayview Ave	Condo	2	2	14	\$1,599K	\$1,490K
23 November, 2017	6, 60 Hargrave Lane	Townhouse	3	4	16	\$1,449K	\$1,390K
24 November, 2017	425, 20 Burkebrook Pl	Condo	1	2	7	\$658K	\$658K
27 November, 2017	9, 30 Hargrave Lane	Townhouse	3	4	30	\$1,298K	\$1,238K
1 December, 2017	209, 20 Burkebrook Pl	Condo	2	2	10	\$1,249K	\$1,240K
4 December, 2017	2 Glenallan Rd	Detached	4	6	53	\$5,250K	\$5,034K
5 December, 2017	10, 20 Hargrave Lane	Townhouse	3	3	55	\$1,250K	\$1,210K
	14 The Bridle Path	Detached	8	13	189	\$14,880K	\$13,000K
	418, 1888 Bayview Ave	Condo	2	3	46	\$2,375K	\$2,265K
17 December, 2017	173 York Mills Rd	Detached	3	2	45	\$1,699K	\$1,517K
18 December, 2017	188 Banff Rd	Detached	3	3	56	\$1,785K	\$1,750K
21 December, 2017	25 Hargrave Lane	Townhouse	3	3	42	\$998K	\$952K
	114, 45 York Mills Rd	Townhouse	3	3	29	\$998K	\$1,011K
28 December, 2017	9 Chipstead Rd	Detached	5	3	44	\$2,588K	\$2,270K
15 January, 2018	66 Rochester Ave	Detached	5	3	17	\$3,498K	\$3,435K

## Data

Month, Day, Year of Sold Date	Address1	Property Type	Bedrooms	Washrooms	Days on the Market	List Price	Sold Price
16 January, 2018	29 Hargrave Lane	Townhouse	3	3	54	\$978K	\$958K
17 January, 2018	2 Blyth Hill Rd	Detached	5	7	4	\$4,980K	\$4,625K
23 January, 2018	3 Mildenhall Rd	Detached	5	6	1	\$4,995K	\$4,700K
29 January, 2018	1, 1 Hargrave Lane	Townhouse	3	3	66	\$1,199K	\$1,148K
13 February, 2018	302 Broadway Ave	Semi-Detached	3	1	8	\$1,049K	\$1,049K
16 February, 2018	7, 11 Burkebrook Pl	Condo	2	5	9	\$2,795K	\$2,750K
23 February, 2018	122 Rochester Ave	Detached	5	5	36	\$3,795K	\$3,550K
26 February, 2018	16 High Point Rd	Detached	7	13	97	\$19,380K	\$17,395K
28 February, 2018	3 Saintfield Ave	Detached	4	5	8	\$5,488K	\$5,200K
	2144 Bayview Ave	Townhouse	3	3	16	\$1,085K	\$1,015K
1 March, 2018	22 Brookfield Rd	Detached	4	4	2	\$4,150K	\$4,200K
12 March, 2018	504, 1888 Bayview Ave	Condo	2	2	26	\$1,090K	\$1,090K
17 March, 2018	606, 20 Burkebrook Pl	Condo	2	3	3	\$1,695K	\$1,850K
29 March, 2018	125, 21 Burkebrook Pl	Condo	2	2	10	\$1,050K	\$1,010K
	163 Banff Rd	Detached	4	4	15	\$1,999K	\$2,000K