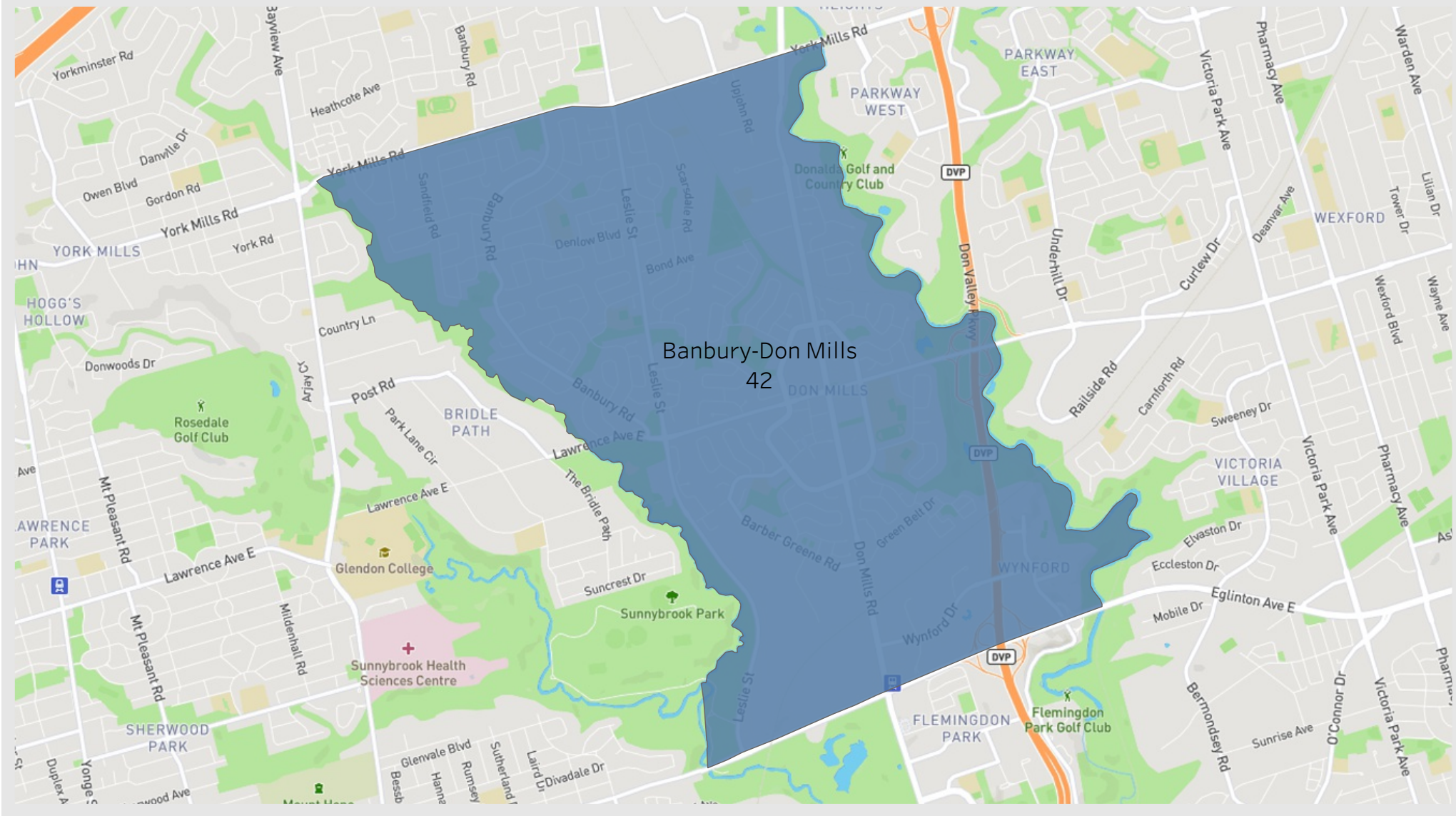
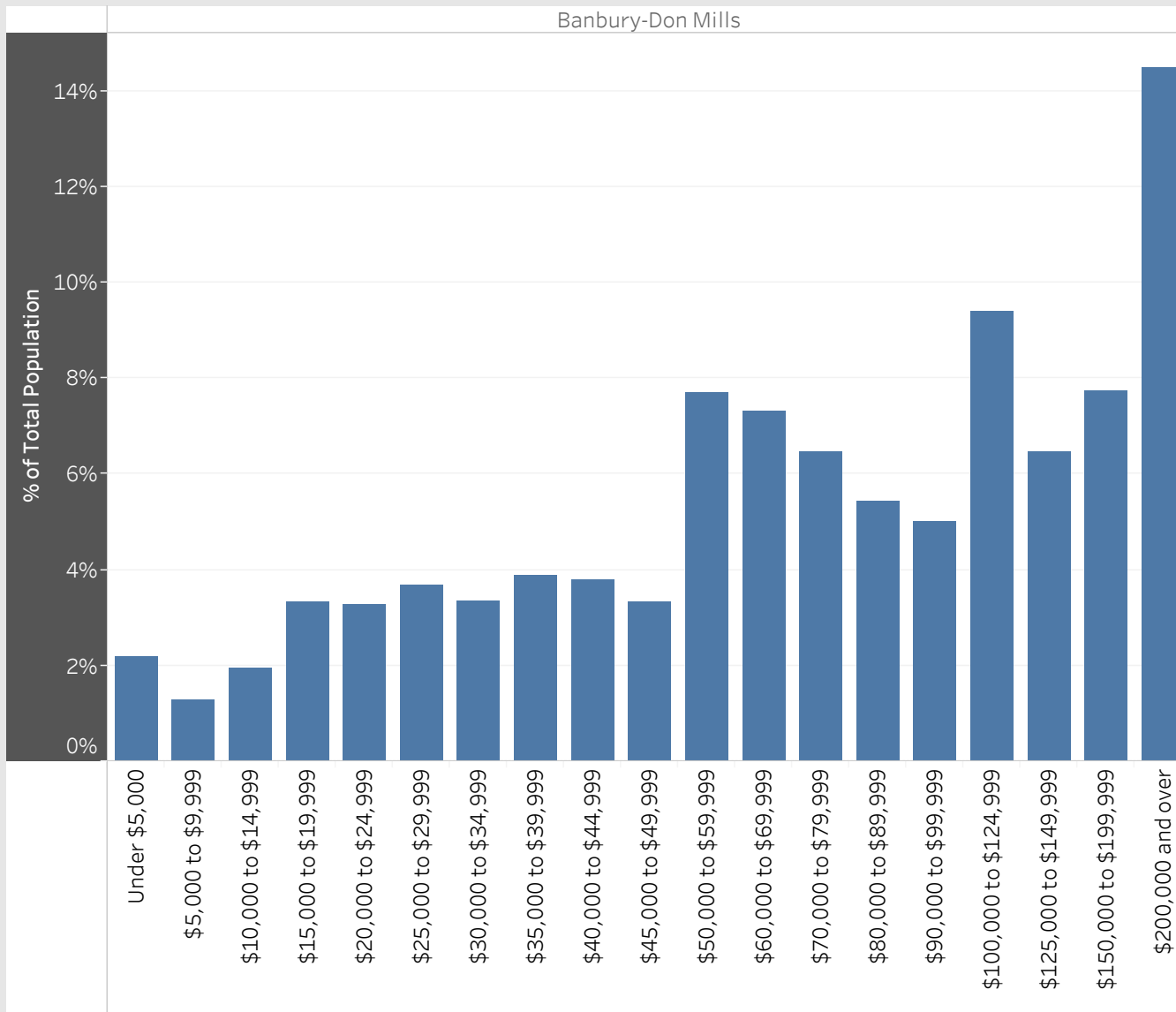


Banbury-Don Mills
Neighbourhood Breakdown
July 1st, 2015 - March 31st, 2018

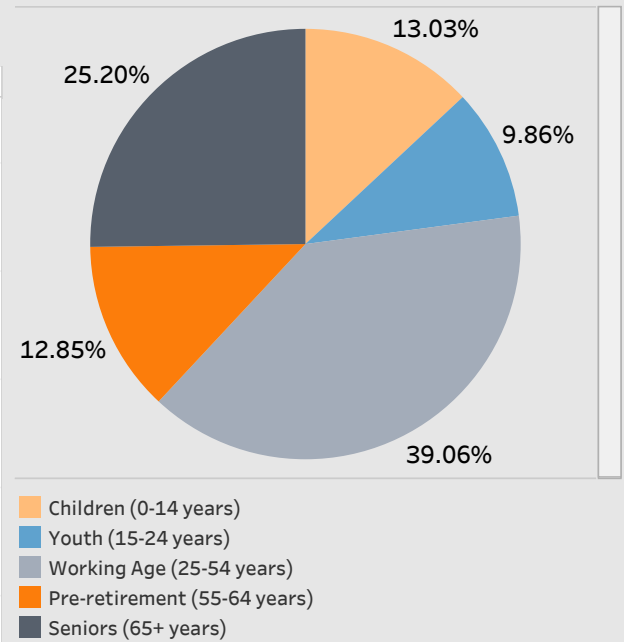


2016 StatsCan Data

Household Income in Banbury-Don Mills



Age

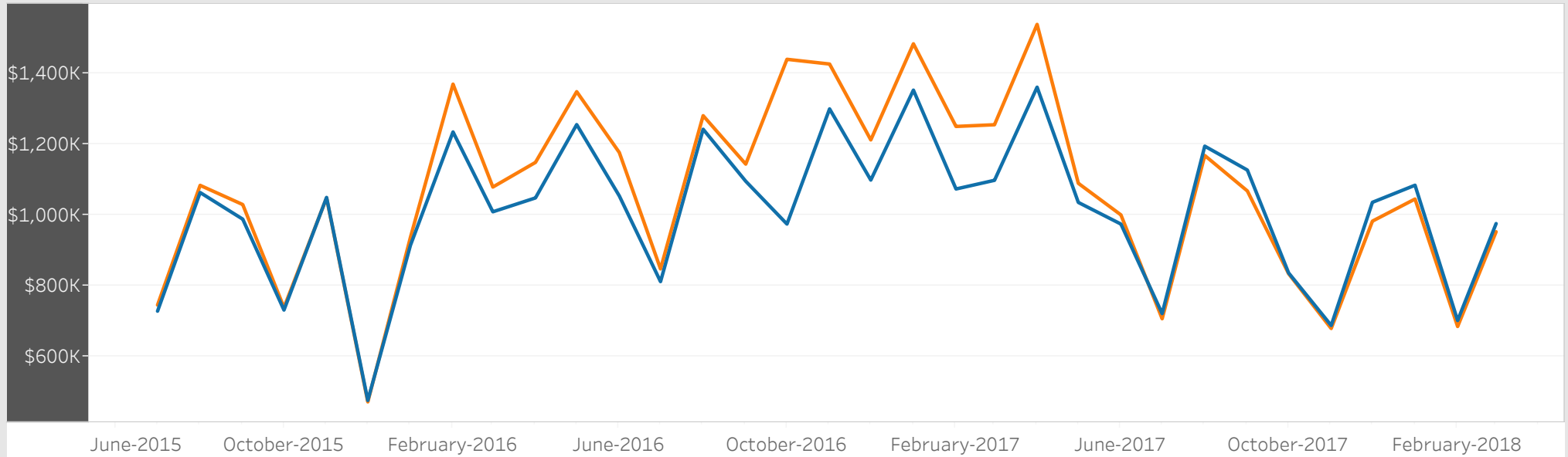


Visible Minorities

Not a visible minority	52.91%
Chinese	17.14%
South Asian	10.46%
Filipino	4.20%
Black	3.59%
West Asian	2.80%
Korean	2.07%
Arab	2.04%
Multiple visible minorities	1.74%
Latin American	1.30%
Japanese	0.78%
Visible minority; n.i.e.	0.57%
Southeast Asian	0.41%

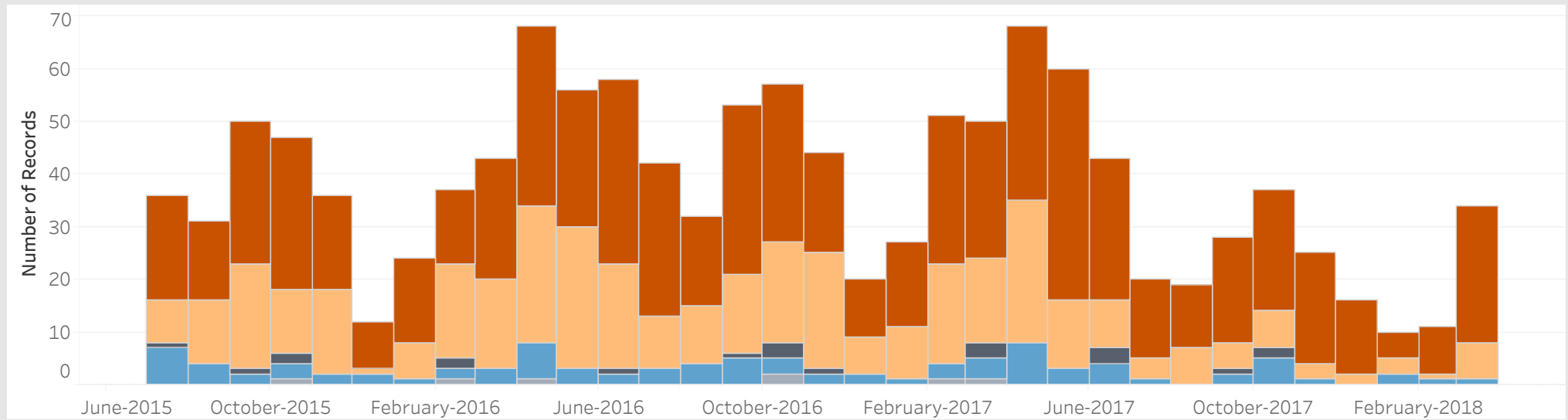
Average Sold Price vs. Average Ask Price in Banbury-Don Mills

■ Avg. List Price ■ Avg. Sold Price



Properties Sold in Banbury-Don Mills by Month

■ Condo ■ Detached ■ Semi-Detached ■ Townhouse ■ Other



Data

Month, Day, Year of Sold Date	Address1	Property Type	Bedrooms	Washrooms	Days on the Market	List Price	Sold Price
4 July, 2015	2105, 133 Wynford Dr, Toronto	Condo	1	1	6	\$329K	\$322K
5 July, 2015	308, 85 The Donway , Toronto	Condo	1	2	18	\$440K	\$420K
	1203, 5 Concorde Pl, Toronto	Condo	2	1	48	\$249K	\$238K
	1211, 5 Concorde Pl, Toronto	Condo	2	2	19	\$340K	\$336K
6 July, 2015	9 Teakwood Grve, Toronto	Detached	4	4	7	\$1,888K	\$1,990K
8 July, 2015	429, 120 Dallimore Circle, Toronto	Condo	1	1	57	\$230K	\$234K
9 July, 2015	248 David Dunlap Circ, Toronto	Townhouse	3	4	35	\$789K	\$783K
	708, 135 Wynford Dr, Toronto	Condo	2	2	30	\$340K	\$340K
10 July, 2015	10 Broadpath Dr, Toronto	Townhouse	3	2	1	\$480K	\$635K
	304, 120 Dallimore Circle, Toronto	Condo	1	1	26	\$269K	\$264K
13 July, 2015	39 Ternhill Cres, Toronto	Detached	3	2	7	\$1,050K	\$1,077K
	1809, 181 Wynford Dr, Toronto	Condo	1	2	89	\$370K	\$370K
14 July, 2015	15 Tottenham Rd, Toronto	Detached	3	1	2	\$1,100K	\$1,400K
	47 Tremont Cres, Toronto	Detached	3	2	6	\$998K	\$1,350K
	120, 255 The Donway West , Toronto	Condo	2	2	9	\$459K	\$455K
15 July, 2015	112, 7 Concorde Pl, Toronto	Condo	1	1	22	\$259K	\$249K
16 July, 2015	23 Brian Cliff Dr, Toronto	Detached	4	5	39	\$2,888K	\$2,730K
17 July, 2015	1001, 5 Concorde Pl, Toronto	Condo	2	2	19	\$450K	\$445K
	#1604, 1 Concorde Pl, Toronto	Condo	2	3	36	\$709K	\$696K
19 July, 2015	12 Broadpath Rd, Toronto	Townhouse	3	2	5	\$639K	\$665K
22 July, 2015	79 David Dunlap Circ, Toronto	Townhouse	3	3	36	\$774K	\$770K
	1007, 85 The Donway , Toronto	Condo	1	2	18	\$559K	\$550K
23 July, 2015	21 Dutch Myrtleway , Toronto	Townhouse	3	4	17	\$749K	\$725K
	728, 120 Dallimore Circle, Toronto	Condo	1	1	10	\$279K	\$279K
	1311, 75 The Donway , Toronto	Townhouse	3	2	50	\$419K	\$410K
24 July, 2015	24 Nomad Cres, Toronto	Detached	3	5	12	\$2,399K	\$2,350K
	26 Foxden Rd, Toronto	Semi-Detached	3	3	5	\$749K	\$850K
26 July, 2015	202, 120 Dallimore Circle, Toronto	Condo	1	2	33	\$290K	\$282K

Data

Month, Day, Year of Sold Date	Address1	Property Type	Bedrooms	Washrooms	Days on the Market	List Price	Sold Price
27 July, 2015	88 Denlow Blvd, Toronto	Detached	5	4	26	\$2,098K	\$1,980K
	2402, 7 Concorde Pl, Toronto	Condo	1	2	39	\$369K	\$350K
	2405, 7 Concorde Pl, Toronto	Condo	1	2	15	\$440K	\$432K
29 July, 2015	58 Cottonwood Dr, Toronto	Townhouse	3	2	8	\$480K	\$558K
30 July, 2015	6 North Hills Terr, Toronto	Detached	3	2	10	\$898K	\$895K
	901, 1105 Leslie St, Toronto	Condo	1	1	59	\$330K	\$310K
	2501, 5 Concorde Pl, Toronto	Condo	2	2	2	\$425K	\$430K
31 July, 2015	516, 215 The Donway West , Toronto	Condo	2	2	9	\$629K	\$615K
3 August, 2015	2811, 7 Concorde Pl, Toronto	Condo	1	1	12	\$252K	\$252K
5 August, 2015	23 Sandfield Rd, Toronto	Detached	3	3	9	\$2,798K	\$2,650K
	54 Hurlingham Cres, Toronto	Detached	4	5	1	\$1,789K	\$1,909K
	1205, 7 Concorde Dr, Toronto	Condo	2	2	15	\$410K	\$410K
9 August, 2015	26 Cheval Dr, Toronto	Detached	4	4	6	\$1,918K	\$2,318K
10 August, 2015	78 Abbeywood Tr, Toronto	Detached	4	4	6	\$1,650K	\$1,630K
	701, 85 The Donway West , Toronto	Condo	1	1	26	\$350K	\$349K
11 August, 2015	29 Preakness Dr, Toronto	Townhouse	3	4	4	\$925K	\$1,010K
	30 Greengate Rd, Toronto	Detached	4	4	7	\$2,190K	\$2,380K
	60 Paperbirch Dr, Toronto	Detached	3	2	6	\$929K	\$1,000K
12 August, 2015	101, 225 The Donway , Toronto	Condo	2	3	7	\$899K	\$1,005K
	123 Abbeywood Tr, Toronto	Detached	4	4	14	\$1,639K	\$1,618K
13 August, 2015	905, 3 Concorde Pl, Toronto	Condo	2	3	65	\$744K	\$735K
16 August, 2015	16 Legato Crt, Toronto	Detached	3	3	4	\$1,157K	\$1,105K
17 August, 2015	8 Tangmere Rd, Toronto	Detached	1	3	8	\$1,195K	\$1,428K
	2906, 5 Concorde Pl, Toronto	Condo	2	1	28	\$270K	\$263K
19 August, 2015	48 Talwood Dr, Toronto	Detached	3	2	15	\$1,350K	\$1,280K
	510, 75 The Donway West , Toronto	Condo		2	128	\$506K	\$500K
20 August, 2015	3102, 7 Concorde Pl, Toronto	Condo	1	2	7	\$385K	\$377K
21 August, 2015	2301, 5 Concorde Pl, Toronto	Condo	2	2	2	\$440K	\$435K

Data

Month, Day, Year of Sold Date	Address1	Property Type	Bedrooms	Washrooms	Days on the Market	List Price	Sold Price
23 August, 2015	5 Blaine Dr, Toronto	Detached	4	5	62	\$2,998K	\$2,900K
	502, 135 Wynford Dr, Toronto	Condo	2	2	27	\$399K	\$383K
24 August, 2015	2209, 133 Wynford Dr, Toronto	Condo	1	1		\$300K	\$299K
25 August, 2015	30 Dutch Myrtle Way, Toronto	Townhouse	3	3	61	\$649K	\$645K
	33 Dallimore Circ, Toronto	Townhouse	3	3	5	\$665K	\$665K
26 August, 2015	46 Larkfield Dr, Toronto	Detached	4	6	10	\$3,399K	\$3,180K
27 August, 2015	306 David Dunlap Circ, Toronto	Townhouse	3	3	23	\$788K	\$780K
28 August, 2015	827, 120 Dallimore Circle, Toronto	Condo	1	1	6	\$263K	\$258K
30 August, 2015	121, 1200 Don Mills Rd, Toronto	Condo	2	2	7	\$549K	\$690K
	1501, 135 Wynford Dr, Toronto	Condo	2	3	21	\$649K	\$640K
	2305, 1 Concorde Pl, Toronto	Condo	2	2	10	\$470K	\$460K
1 September, 2015	147 David Dunlap Circ, Toronto	Townhouse	3	3	3	\$745K	\$737K
	506, 18 Concorde Pl, Toronto	Condo	2	2	2	\$550K	\$620K
	612, 7 Concorde Pl, Toronto	Condo	1	1	15	\$249K	\$244K
	812, 75 The Donway West , Toronto	Condo		2	12	\$449K	\$435K
6 September, 2015	19 Greengate Rd, Toronto	Detached	5	9	110	\$4,189K	\$3,900K
7 September, 2015	19 Larkfield Dr, Toronto	Detached	3	4		\$1,398K	\$1,725K
8 September, 2015	518, 18 Concorde Pl, Toronto	Condo	2	2	19	\$435K	\$430K
	605, 135 Wynford Dr, Toronto	Condo	2	1	27	\$330K	\$326K
9 September, 2015	14 Sandalwood Pl, Toronto	Detached	3	2	17	\$1,300K	\$1,210K
	38 Ballyronan Rd, Toronto	Detached	3	2	2	\$998K	\$1,300K
	69 Tanbark Cres, Toronto	Detached	5	3	8	\$1,779K	\$1,888K
	1808, 1101 Leslie St, Toronto	Condo	2	1	37	\$337K	\$332K
10 September, 2015	25 Berkinshaw Cres, Toronto	Detached	2	2	3	\$998K	\$1,200K
	1010, 181 Wynford Dr, Toronto	Condo	1	1	15	\$280K	\$279K
11 September, 2015	63 Sandfield Rd, Toronto	Detached	6	7	9	\$2,600K	\$2,480K
12 September, 2015	401, 120 Dallimore Circle, Toronto	Condo	1	1	16	\$270K	\$265K
13 September, 2015	43 Tottenham Rd, Toronto	Detached	3	2	5	\$1,200K	\$1,320K

Data

Month, Day, Year of Sold Date	Address1	Property Type	Bedrooms	Washrooms	Days on the Market	List Price	Sold Price
14 September, 2015	613, 1210 Don Mills Rd, Toronto	Condo	2	1	22	\$399K	\$399K
15 September, 2015	68 Langbourne Pl, Toronto	Semi-Detached	3	2	7	\$949K	\$920K
	426, 1210 Don Mills Rd, Toronto	Condo	2	2	8	\$499K	\$555K
	606, 225 The Donway , Toronto	Condo	2	3	2	\$949K	\$1,254K
	1707, 1101 Leslie St, Toronto	Condo	2	1	29	\$339K	\$329K
	2104, 75 Wynford Heights Cres, Toronto	Condo	3	3	53	\$500K	\$450K
16 September, 2015	Ph01, 181 Wynford Dr, Toronto	Condo	1	3	126	\$1,150K	\$1,080K
17 September, 2015	30 Addison Cres, Toronto	Detached	3	1	2	\$1,100K	\$1,240K
	101, 1103 Leslie St, Toronto	Condo	2	1	16	\$309K	\$309K
19 September, 2015	304, 1103 Leslie St, Toronto	Condo	2	2	6	\$435K	\$435K
20 September, 2015	47 Ames Circ, Toronto	Detached	4	4	5	\$1,629K	\$2,127K
	2509, 5 Concorde Pl, Toronto	Condo	2	1	17	\$285K	\$284K
21 September, 2015	7 Chelford Rd, Toronto	Detached	5	6	13	\$3,495K	\$3,395K
	622, 18 Concorde Pl, Toronto	Condo	2	1	13	\$265K	\$260K
	1002, 1103 Leslie St, Toronto	Condo	2	1	6	\$289K	\$293K
22 September, 2015	4 North Hills Terr, Toronto	Detached	3	2	9	\$949K	\$995K
	5 Hurlingham Cres, Toronto	Detached	3	3	2	\$1,489K	\$1,600K
	1204, 181 Wynford Dr, Toronto	Condo	1	2	69	\$455K	\$447K
	P4-125, 181 Wynford Dr. Dr, Toronto	Condo			36	\$20K	\$19K
23 September, 2015	213 Banbury Rd, Toronto	Detached	4	4	1	\$1,850K	\$1,800K
	415, 16 Dallimore Circle, Toronto	Condo	2	2	15	\$400K	\$397K
24 September, 2015	16 Dutch Myrtle Way, Toronto	Townhouse	3	3	11	\$669K	\$655K
	503, 7 Concorde Pl, Toronto	Condo	1	1	9	\$245K	\$245K
26 September, 2015	15 Swiftdale Pl, Toronto	Detached	4	6	4	\$2,789K	\$2,851K
27 September, 2015	43 Grangemill Cres, Toronto	Detached	4	3	3	\$1,489K	\$1,500K
	1204, 3 Concorde Pl, Toronto	Condo	2	2	19	\$500K	\$500K
	1212, 7 Concorde Pl, Toronto	Condo	1	1	16	\$249K	\$233K
28 September, 2015	6 Bamboo Grve, Toronto	Detached	3	5	8	\$1,688K	\$1,920K

Data

Month, Day, Year of Sold Date	Address1	Property Type	Bedrooms	Washrooms	Days on the Market	List Price	Sold Price
28 September, 2015	110, 215 The Donway , Toronto	Condo	2	2	13	\$669K	\$660K
29 September, 2015	14 Alderbrook Dr, Toronto	Detached	5	4	8	\$2,380K	\$2,550K
	Ph01, 18 Concorde Pl, Toronto	Condo	2	2	2	\$600K	\$621K
30 September, 2015	10 Shadwell Pl, Toronto	Detached	3	2	9	\$1,000K	\$1,250K
	42 Tottenham Rd, Toronto	Detached	3	2	16	\$1,200K	\$1,140K
1 October, 2015	306, 16 Dallimore Circle, Toronto	Condo	2	1	37	\$270K	\$260K
3 October, 2015	505, 120 Dallimore Circle, Toronto	Condo	1	2	19	\$330K	\$325K
4 October, 2015	313, 205 The Donway St, Toronto	Condo	1	1	11	\$350K	\$347K
5 October, 2015	409, 160 The Donway West , Toronto	Other	2	1	92	\$249K	\$244K
6 October, 2015	45 Moccasin Tr, Toronto	Semi-Detached	3	2	7	\$738K	\$790K
7 October, 2015	9 Sandalwood Pl, Toronto	Detached	5	5	7	\$1,989K	\$2,200K
8 October, 2015	309, 5 Concorde Pl, Toronto	Condo	2	1	116	\$245K	\$243K
9 October, 2015	44 Deepwood Cres, Toronto	Detached	4	4	10	\$1,800K	\$1,755K
	3003, 181 Wynford Dr, Toronto	Condo	1	2	63	\$439K	\$417K
11 October, 2015	2006, 133 Wynford Dr, Toronto	Condo	1	2	49	\$460K	\$435K
13 October, 2015	807, 1103 Leslie St, Toronto	Condo	2	2	1	\$499K	\$475K
	808, 7 Concorde Pl, Toronto	Condo	1	2	14	\$349K	\$349K
	Lp915, 18 Concorde Pl, Toronto	Condo	2	2	21	\$409K	\$400K
15 October, 2015	313, 16 Dallimore Circle, Toronto	Condo	2	2	10	\$385K	\$379K
	606, 1105 Leslie St, Toronto	Condo	1	2	1	\$569K	\$569K
	2309, 7 Concord Pl, Toronto	Condo	1	1	14	\$283K	\$283K
	3002, 181 Wynford Dr, Toronto	Condo	1	2	76	\$415K	\$395K
	3101, 3 Concorde Pl, Toronto	Condo	2	2	3	\$630K	\$620K
16 October, 2015	39 Hemford Cres, Toronto	Detached	3	2	1	\$1,329K	\$1,300K
17 October, 2015	1207, 75 The Donway , Toronto	Townhouse	3	1	15	\$355K	\$350K
18 October, 2015	60 Southwell Dr, Toronto	Detached	3	2	22	\$1,289K	\$1,220K
	312, 181 Wynford Dr, Toronto	Condo	1	1	48	\$325K	\$323K
	417, 120 Dallimore Circle, Toronto	Condo	1	1	53	\$230K	\$225K

Data

Month, Day, Year of Sold Date	Address1	Property Type	Bedrooms	Washrooms	Days on the Market	List Price	Sold Price
19 October, 2015	41 Hurlingham Cres, Toronto	Detached	3	3	6	\$1,795K	\$1,875K
	67 David Dunlap Circ, Toronto	Townhouse	3	3	13	\$779K	\$777K
	94 Ames Circ, Toronto	Detached	4	4	7	\$1,685K	\$1,810K
	310, 1210 Don Mills Rd, Toronto	Condo	2	2	8	\$499K	\$499K
	812, 181 Wynford Dr, Toronto	Condo	1	1	32	\$280K	\$275K
20 October, 2015	5 North Hills Terr, Toronto	Detached	3	2	8	\$999K	\$1,062K
	27 Ashgrove Pl, Toronto	Detached	3	3	36	\$1,289K	\$1,240K
	210, 1210 Don Mills Rd, Toronto	Condo	2	2	8	\$450K	\$444K
	305, 1 Concorde Pl, Toronto	Condo	2	2	30	\$515K	\$507K
	1404, 181 Wynford Dr, Toronto	Condo	1	2	15	\$473K	\$458K
22 October, 2015	1902, 5 Concorde Pl, Toronto	Condo	2	2	22	\$349K	\$345K
25 October, 2015	14 Langbourne Pl, Toronto	Semi-Detached	3	2	6	\$689K	\$830K
	1006, 85 The Donway St, Toronto	Condo	1	1	6	\$359K	\$358K
26 October, 2015	73 Norden Cres, Toronto	Detached	2	2	6	\$1,450K	\$1,310K
	193 Banbury Rd, Toronto	Detached	4	3	8	\$1,629K	\$1,710K
27 October, 2015	319, 16 Dallimore Circle, Toronto	Condo	2	2	56	\$390K	\$382K
	Ph#6, 1103 Leslie St, Toronto	Condo	2	2	13	\$505K	\$493K
28 October, 2015	24 Denewood Cres, Toronto	Detached	3	3	7	\$2,280K	\$2,482K
	28 Jessie Dr, Toronto	Townhouse	3	3	13	\$808K	\$793K
	# 112, 16 Dallimore Circle, Toronto	Condo	2	1	3	\$275K	\$273K
30 October, 2015	7 Waxwing Pl, Toronto	Detached	4	3	16	\$1,628K	\$1,595K
	1507, 5 Concorde Pl, Toronto	Condo	2	2	21	\$349K	\$355K
	3104, 181 Wynford Dr, Toronto	Condo	1	2	60	\$549K	\$530K
31 October, 2015	610, 85 The Donway Way, Toronto	Condo	1	1	17	\$346K	\$331K
1 November, 2015	708, 75 Wynford Heights Cres, Toronto	Condo	3	2	27	\$459K	\$440K
2 November, 2015	209, 245 The Donway , Toronto	Condo	2	2	4	\$400K	\$425K
	3110, 181 Wynford Dr, Toronto	Condo	1	1	43	\$295K	\$288K
3 November, 2015	401, 133 Wynford Dr, Toronto	Condo	1	2	7	\$359K	\$352K

Data

Month, Day, Year of Sold Date	Address1	Property Type	Bedrooms	Washrooms	Days on the Market	List Price	Sold Price
3 November, 2015	406, 5 Concorde Pl, Toronto	Condo	2	1	8	\$279K	\$278K
4 November, 2015	168 Cottonwood Dr, Toronto	Detached	3	1	8	\$898K	\$925K
5 November, 2015	18 Addison Cres, Toronto	Detached	4	6	58	\$2,498K	\$2,355K
	31 Overton Cres, Toronto	Detached	2	1	24	\$999K	\$970K
	38 Overton Cres, Toronto	Detached	3	2	45	\$1,200K	\$1,150K
	Ph#928, 120 Dallimore Circle, Toronto	Condo	1	1	84	\$319K	\$295K
6 November, 2015	405, 133 Wynford Dr, Toronto	Condo	1	2	84	\$555K	\$537K
8 November, 2015	19 Ballyronan Rd, Toronto	Detached	3	3	10	\$1,188K	\$1,408K
	#1804, 1 Concorde Pl, Toronto	Condo	2	3	11	\$700K	\$695K
10 November, 2015	4 Winchfield Pl, Toronto	Detached	5	6	7	\$3,295K	\$3,260K
	318, 205 The Donway Rd, Toronto	Condo	2	2	69	\$475K	\$455K
11 November, 2015	2003, 75 Wynford Heights Cres, Toronto	Condo	3	2	16	\$695K	\$685K
12 November, 2015	41 Leacroft Cres, Toronto	Detached	5	7	45	\$3,989K	\$3,740K
	49 Mallow Rd, Toronto	Detached	3	2	15	\$1,248K	\$1,200K
	304, 1101 Leslie St, Toronto	Condo	2	2	4	\$439K	\$439K
15 November, 2015	1 Swallow Crt, Toronto	Detached	3	3	3	\$1,150K	\$1,200K
	21 Daleberry Pl, Toronto	Detached	3	4	7	\$2,688K	\$3,056K
	2203, 1 Concord Pl, Toronto	Condo	2	3	15	\$675K	\$655K
16 November, 2015	41 Preakness Dr, Toronto	Townhouse	3	3	40	\$980K	\$930K
17 November, 2015	222, 120 Dallimore Circle, Toronto	Condo	1	2	49	\$280K	\$272K
	243 David Dunlap Circ, Toronto	Townhouse	4	3	7	\$779K	\$767K
18 November, 2015	34 Moccasin Tr, Toronto	Detached	4	6	7	\$1,850K	\$1,780K
	1102, 135 Wynford Dr, Toronto	Condo	2	2	15	\$405K	\$390K
20 November, 2015	604, 181 Wynford Dr, Toronto	Condo	1	1	29	\$324K	\$320K
22 November, 2015	37 Yewfield Cres, Toronto	Detached	2	2		\$900K	\$1,100K
23 November, 2015	77 Greenland Rd, Toronto	Detached	3	2	21	\$989K	\$950K
25 November, 2015	24 Chelford Rd, Toronto	Detached	3	2	1	\$2,120K	\$2,090K
	1203, 7 Concorde Pl, Toronto	Condo	1	1	27	\$269K	\$261K

Data

Month, Day, Year of Sold Date	Address1	Property Type	Bedrooms	Washrooms	Days on the Market	List Price	Sold Price
27 November, 2015	601, 1 Concorde Pl, Toronto	Condo	2	2	2	\$660K	\$768K
29 November, 2015	54 Southwell Dr, Toronto	Detached	3	2	18	\$1,288K	\$1,185K
30 November, 2015	35 Charnwood Rd, Toronto	Detached	4	2	6	\$1,350K	\$1,350K
	Ph2001, 1101 Leslie St, Toronto	Condo	2	2	27	\$740K	\$720K
2 December, 2015	1 David Dunlap Circ, Toronto	Townhouse	4	3	7	\$900K	\$842K
6 December, 2015	416, 16 Dallimore Circle, Toronto	Condo	2	2	26	\$360K	\$360K
7 December, 2015	2208, 181 Wynford Dr, Toronto	Condo	1	1	5	\$350K	\$343K
9 December, 2015	287 David Dunlap Circ, Toronto	Townhouse	3	3	15	\$789K	\$780K
	929, 120 Dallimore Circle, Toronto	Condo	1	1	41	\$238K	\$229K
10 December, 2015	305, 1103 Leslie St, Toronto	Condo	2	2	32	\$359K	\$350K
14 December, 2015	8 Moccasin Tr, Toronto	Detached	3	1	8	\$850K	\$920K
	#701, 3 Concorde Pl, Toronto	Condo	2	2	15	\$619K	\$613K
17 December, 2015	2503, 7 Concorde Pl, Toronto	Condo	1	1	68	\$254K	\$249K
21 December, 2015	103, 5 Concorde Pl, Toronto	Condo	2	1	40	\$229K	\$224K
23 December, 2015	Lp905, 18 Concorde Pl, Toronto	Condo	2	2	23	\$350K	\$343K
31 December, 2015	611, 75 The Donway West , Toronto	Condo		2	35	\$395K	\$392K
1 January, 2016	104, 1103 Leslie St, Toronto	Condo	2	2	35	\$449K	\$435K
7 January, 2016	409, 133 Wynford Dr, Toronto	Condo	1	1	38	\$283K	\$277K
8 January, 2016	128, 255 The Donway Rd, Toronto	Condo	2	2	42	\$520K	\$520K
	2104, 133 Wynford Dr, Toronto	Condo	1	1	66	\$318K	\$311K
13 January, 2016	1504, 5 Concorde Pl, Toronto	Condo	2	1	8	\$270K	\$267K
14 January, 2016	709, 135 Wynford Dr, Toronto	Condo	2	1	51	\$290K	\$281K
15 January, 2016	302, 18 Concorde Pl, Toronto	Condo	2	2	3	\$590K	\$610K
18 January, 2016	104 Larkfield Dr, Toronto	Detached	5	6	8	\$3,489K	\$3,420K
	215, 255 The Donway , Toronto	Condo	2	2	12	\$449K	\$476K
	229, 205 The Donway Rd, Toronto	Condo	2	2	75	\$435K	\$430K
22 January, 2016	51 Larkfield Dr	Detached	4	6	113	\$3,298K	\$3,050K
	1410, 75 The Donway W	Condo	1	2	115	\$480K	\$472K

Data

Month, Day, Year of Sold Date	Address1	Property Type	Bedrooms	Washrooms	Days on the Market	List Price	Sold Price
23 January, 2016	811, 5 Concorde Pl	Condo	2	2	18	\$349K	\$338K
24 January, 2016	206, 205 The Donway Way W	Condo	1	1	3	\$355K	\$348K
25 January, 2016	204, 120 Dallimore Circ	Condo	1	1	18	\$269K	\$265K
26 January, 2016	20 Kimloch Cres	Detached	4	4	4	\$1,828K	\$1,828K
	57 Olsen Dr	Detached	4	3	8	\$1,089K	\$1,460K
	106 Dutch Myrtle Way	Townhouse	3	4	20	\$650K	\$639K
	121, 255 The Donway W	Condo	2	2	18	\$399K	\$390K
27 January, 2016	136 Overland Dr	Detached	3	2	13	\$1,089K	\$1,280K
	1709, 133 Wynford Dr	Condo	1	1	23	\$290K	\$289K
	1902, 7 Concorde Pl	Condo	2	2	101	\$340K	\$338K
28 January, 2016	14 Donmac Dr	Detached	4	3	8	\$1,189K	\$1,530K
30 January, 2016	12 Blaine Dr	Detached	5	6	9	\$3,188K	\$3,188K
1 February, 2016	23 Misty Cres	Detached	1	4	13	\$3,595K	\$3,410K
	46 Chelford Rd	Detached	3	3	7	\$1,889K	\$2,412K
3 February, 2016	68 Plateau Cres	Semi-Detached	2	2	7	\$889K	\$896K
	197 Banbury Rd	Detached	4	4	6	\$1,689K	\$1,980K
	518, 215 The Donway W	Condo	2	2	9	\$750K	\$780K
4 February, 2016	3 Hoggs Lane	Detached	4	4	21	\$1,430K	\$1,400K
5 February, 2016	32 Larkfield Dr	Detached	4	6	20	\$3,100K	\$3,100K
7 February, 2016	Ph-902, 120 Dallimore Circ	Condo	1	2	8	\$298K	\$294K
8 February, 2016	11 Fordham Pl	Detached	3	2	7	\$998K	\$1,350K
	34 Larkfield Dr	Detached	4	6	7	\$3,188K	\$3,000K
9 February, 2016	6 Burdock Lane	Townhouse	3	1	7	\$430K	\$558K
	507, 1101 Leslie St	Condo	2	2	18	\$579K	\$577K
	3203, 3 Concorde Pl	Condo	2	3	41	\$655K	\$635K
10 February, 2016	83 Abbeywood Tr	Detached	4	4	2	\$1,680K	\$2,050K
	103, 1210 Don Mills Rd	Condo	2	2	14	\$539K	\$502K
11 February, 2016	Lp917, 18 Concorde Pl	Condo	1	2	72	\$440K	\$425K

Data

Month, Day, Year of Sold Date	Address1	Property Type	Bedrooms	Washrooms	Days on the Market	List Price	Sold Price
12 February, 2016	104 Plateau Cres	Detached	3	2	11	\$800K	\$1,288K
	2801, 7 Concorde Pl	Condo	2	2	39	\$365K	\$353K
14 February, 2016	2510, 7 Concorde Pl	Condo	1	1	6	\$260K	\$250K
15 February, 2016	1006, 75 Wynford Heights Cres	Condo	2	2	17	\$449K	\$437K
17 February, 2016	11 Chelford Rd	Detached	3	2	7	\$1,889K	\$2,480K
18 February, 2016	18 Kirkdale Cres, Toronto	Detached	3	2	42	\$1,899K	\$1,835K
	2502, 5 Concorde Pl	Condo	1	2	23	\$349K	\$347K
21 February, 2016	80 Banbury Rd	Detached	5	7	3	\$3,888K	\$3,800K
23 February, 2016	50 Hemford Cres	Detached	4	3	6	\$1,100K	\$1,567K
24 February, 2016	14 Plateau Cres	Detached	3	2	8	\$999K	\$1,518K
	41 Larkfield Dr	Detached	3	2	7	\$1,880K	\$2,380K
	269 David Dunlap Circ	Townhouse	3	3	8	\$889K	\$855K
	311, 160 The Donway W	Other	2	1	6	\$276K	\$270K
	603, 3 Concorde Pl	Condo	2	3	7	\$699K	\$763K
25 February, 2016	22 Chelford Rd	Detached	3	4	7	\$1,889K	\$2,758K
26 February, 2016	61 Talwood Dr	Detached	4	5	43	\$2,670K	\$2,625K
	311, 7 Concorde Pl	Condo	1	1	33	\$270K	\$264K
29 February, 2016	29 Moccasin Tr	Semi-Detached	2	2	7	\$868K	\$1,055K
	39 Broadleaf Rd	Detached	3	2	7	\$1,099K	\$1,475K
	509, 181 Wynford Dr	Condo	1	1	24	\$318K	\$316K
	Ph2, 801 Lawrence Ave E	Condo	2	2	3	\$629K	\$629K
1 March, 2016	7 Dutch Myrtleway Way	Townhouse	3	4	56	\$750K	\$700K
	2907, 5 Concorde Pl	Condo	2	2	4	\$380K	\$375K
2 March, 2016	328, 120 Dallimore Circ	Condo	2	1	56	\$274K	\$272K
3 March, 2016	46 Caravan Dr	Detached	3	3	1	\$1,588K	\$2,003K
	192 Banbury Rd	Detached	4	4	6	\$2,298K	\$2,200K
	725, 120 Dallimore Circ	Condo	1	1	5	\$279K	\$278K
8 March, 2016	7 Hemford Cres	Detached	3	2	6	\$1,388K	\$1,738K

Data

Month, Day, Year of Sold Date	Address1	Property Type	Bedrooms	Washrooms	Days on the Market	List Price	Sold Price
8 March, 2016	1004, 1101 Leslie St	Condo	2	3	38	\$975K	\$925K
9 March, 2016	5 Chipping Rd	Detached	3	3	8	\$1,389K	\$1,390K
	53 Crossburn Dr	Detached	4	3	7	\$1,189K	\$1,650K
10 March, 2016	203, 801 Lawrence Ave	Condo	2	2	42	\$455K	\$445K
	610, 120 Dallimore Circ	Condo	1	1	3	\$255K	\$248K
	807, 133 Wynford Dr	Condo	2	2	9	\$369K	\$366K
	1004, 133 Wynford Dr	Condo	1	1	42	\$332K	\$322K
15 March, 2016	17 Bramble Dr	Detached	3	3	6	\$1,810K	\$2,530K
	32 Rippleton Rd	Detached	3	3	7	\$1,999K	\$1,920K
	1404, 133 Wynford Dr	Condo	1	1	21	\$335K	\$325K
16 March, 2016	48 Talwood Dr	Detached	3	2	3	\$1,280K	\$1,475K
	250 David Dunlap Circ	Townhouse	3	4	4	\$865K	\$860K
	426, 205 The Donway W	Condo	2	2	6	\$450K	\$465K
	618, 205 The Donway W	Condo	2	2	0	\$550K	\$530K
17 March, 2016	3 Hermit Crt	Detached	3	2	7	\$1,088K	\$1,430K
	613, 205 The Donway W	Condo	1	1	5	\$360K	\$357K
18 March, 2016	5 Farmcote Rd	Detached	3	1	6	\$988K	\$1,200K
	1201, 181 Wynford Dr	Condo	1	1	16	\$290K	\$285K
20 March, 2016	27 Briarfield Dr	Detached	3	2	3	\$994K	\$1,000K
	423, 205 The Donway W	Condo	2	2	38	\$470K	\$473K
21 March, 2016	1412, 75 The Donway Way W	Condo	1	1	37	\$338K	\$336K
22 March, 2016	1 Fordham Pl	Detached	3	4	5	\$1,500K	\$1,730K
	1702, 75 Wynford Heights Cres	Condo	2	2	28	\$439K	\$438K
23 March, 2016	102, 225 The Donway W	Condo	2	2	19	\$845K	\$805K
24 March, 2016	29 Misty Cres	Detached	7	8	12	\$4,750K	\$4,748K
	1909, 181 Wynford Dr	Condo	2	2	64	\$439K	\$433K
25 March, 2016	2705, 7 Concorde Pl	Condo	2	2	19	\$440K	\$450K
26 March, 2016	11 Barrydale Cres	Detached	4	4	4	\$1,988K	\$2,418K

Data

Month, Day, Year of Sold Date	Address1	Property Type	Bedrooms	Washrooms	Days on the Market	List Price	Sold Price
28 March, 2016	11 Humphrey Gate	Townhouse	3	3	7	\$865K	\$835K
29 March, 2016	21 Burdock Lane	Detached	4	4	17	\$1,589K	\$1,589K
30 March, 2016	407, 75 Wynford Heights Cres	Condo	2	2	16	\$459K	\$461K
	1202, 133 Wynford Dr	Condo	2	2	9	\$399K	\$389K
	1905, 75 Wynford Heights Cres	Condo	2	2	21	\$365K	\$350K
	2401, 75 Wynford Heights Cres	Condo	3	2	9	\$525K	\$525K
31 March, 2016	1 Bethesda Crt	Detached	5	7	2	\$2,989K	\$3,168K
	46 Broadleaf Rd	Detached	4	4	65	\$2,000K	\$1,900K
1 April, 2016	161 Duncairn Rd	Detached	2	3	10	\$1,010K	\$1,407K
3 April, 2016	1807, 133 Wynford Dr	Condo	2	2	2	\$395K	\$381K
4 April, 2016	41 Chatfield Dr	Detached	4	7	60	\$3,298K	\$3,150K
	628, 18 Concorde Pl	Condo	2	2	5	\$600K	\$630K
5 April, 2016	7 Sonata Cres	Detached	5	4	0	\$1,988K	\$2,690K
	48 Leacroft Cres	Detached	4	3	7	\$2,388K	\$2,938K
	165 Banbury Rd	Detached	5	4	6	\$1,789K	\$2,419K
	311, 75 The Donway St	Condo	1	2	18	\$376K	\$376K
	503, 18 Concorde Pl	Condo	1	2	15	\$315K	\$310K
6 April, 2016	406, 85 The Donway W	Condo	1	1	43	\$360K	\$352K
	2512, 7 Concorde Pl	Condo	1	1	14	\$278K	\$274K
7 April, 2016	18 Ames Circ	Detached	4	3	9	\$1,888K	\$2,350K
8 April, 2016	36 Bradgate Rd	Detached	3	2	3	\$1,350K	\$1,600K
9 April, 2016	526, 205 The Donway W	Condo	2	2	2	\$499K	\$502K
11 April, 2016	11 Malabar Pl	Detached	3	3	7	\$2,500K	\$2,760K
	17 Larkfield Dr	Detached	4	6	20	\$3,985K	\$3,760K
	20 Broadleaf Rd	Detached	3	3	7	\$1,089K	\$1,452K
	38 Southwell Dr	Detached	3	2	6	\$1,189K	\$1,488K
	111, 205 The Donway Way W	Condo	1	2	10	\$390K	\$385K
12 April, 2016	11 Cicada Crt	Detached	2	5	8	\$1,688K	\$2,165K

Data

Month, Day, Year of Sold Date	Address1	Property Type	Bedrooms	Washrooms	Days on the Market	List Price	Sold Price
12 April, 2016	181 Banbury Rd	Detached	5	4	6	\$1,889K	\$2,555K
	619, 205 The Don Way W	Condo	1	1	29	\$340K	\$332K
	2102, 5 Concorde Pl, Toronto	Condo	2	2	9	\$369K	\$365K
13 April, 2016	14 Cosmic Dr	Detached	5	5	7	\$3,788K	\$3,788K
14 April, 2016	30 Greenland Rd	Detached	4	2	23	\$1,490K	\$1,367K
	102, 160 The Donway W	Other	2	1	5	\$260K	\$248K
	1108, 75 The Donway W	Condo	1	1	17	\$368K	\$340K
15 April, 2016	33 Nomad Cres	Detached	4	5	3	\$2,989K	\$3,500K
	40 Balaby Cres	Townhouse	3	2	22	\$538K	\$598K
	1006, 5 Concorde Pl	Condo	1	1	23	\$290K	\$285K
	#401, 205 The Donway W	Condo	1	1	11	\$289K	\$285K
16 April, 2016	21 Chipstead Rd	Detached	5	4	2	\$2,699K	\$2,620K
	428, 120 Dallimore Circ	Condo	2	1	15	\$269K	\$256K
	911, 75 The Donway W	Condo	1	2	19	\$430K	\$412K
18 April, 2016	35 Plateau Cres	Detached	3	2	6	\$1,089K	\$1,351K
	2308, 133 Wynford Dr	Condo	2	2	31	\$370K	\$368K
19 April, 2016	3 Tottenham Rd	Detached	5	7	1	\$2,968K	\$2,918K
	7 Berkinshaw Cres	Detached	2	2	7	\$985K	\$1,450K
	110 Dutch Myrtleway	Townhouse	3	4	36	\$699K	\$680K
	223, 205 The Donway Way W	Condo	2	2	7	\$469K	\$486K
	1503, 75 Wynford Heights Cres	Condo	2	2	17	\$529K	\$529K
20 April, 2016	8 Grangemill Cres	Detached	3	2	1	\$2,380K	\$2,380K
	9 Denlow Blvd	Detached	4	5	0	\$1,810K	\$2,200K
	401, 85 The Donway W	Condo	1	1	15	\$375K	\$370K
	1108, 1103 Leslie St	Condo	2	2	39	\$450K	\$440K
	1508, 7 Concorde Pl	Condo	2	2	0	\$370K	\$370K
21 April, 2016	19 Chipping Rd	Detached	4	7	1	\$2,489K	\$2,630K
	153 David Dunlap Circ	Townhouse	3	3	10	\$840K	\$845K

Data

Month, Day, Year of Sold Date	Address1	Property Type	Bedrooms	Washrooms	Days on the Market	List Price	Sold Price
21 April, 2016	904, 133 Wynford Dr	Condo	1	1	4	\$336K	\$334K
22 April, 2016	58 Dallimore Circ	Townhouse	3	4	2	\$829K	\$853K
	202, 85 The Donway St W	Condo	2	2	22	\$500K	\$495K
23 April, 2016	710, 120 Dallimore Circ	Condo	1	1	31	\$255K	\$253K
24 April, 2016	527, 120 Dallimore Circ	Condo	1	1	41	\$266K	\$258K
25 April, 2016	43 Charnwood Rd	Detached	3	2	6	\$1,188K	\$1,720K
	504, 1103 Leslie St	Condo	2	2	17	\$529K	\$525K
26 April, 2016	11 Cassidy Pl	Detached	2	2	12	\$1,450K	\$1,375K
	201, 1200 Don Mills Rd	Condo	2	2	18	\$679K	\$785K
	Ph01, 1105 Leslie St	Condo	1	1	6	\$350K	\$355K
27 April, 2016	3709, 7 Concorde Pl	Condo	1	1	25	\$290K	\$285K
28 April, 2016	176 Dallimore Circ	Townhouse	3	3	6	\$828K	\$880K
29 April, 2016	103, 801 Lawrence Ave E	Condo	2	2	18	\$528K	\$526K
	126, 1210 Don Mills Rd	Condo	1	2	2	\$339K	\$344K
	216, 120 Dallimore Circ	Condo	1	1	15	\$270K	\$262K
	290 David Dunlap Circ	Townhouse	3	3	15	\$855K	\$830K
	729, 120 Dallimore Circ	Condo	1	1	17	\$238K	\$233K
30 April, 2016	16 Legato Crt	Detached	3	3	15	\$1,389K	\$1,420K
	103, 1200 Don Mills Rd	Condo	1	1	94	\$315K	\$310K
	109 Southill Dr	Townhouse	2	1	11	\$550K	\$615K
1 May, 2016	28 Addison Cres	Detached	4	4	18	\$2,628K	\$2,548K
2 May, 2016	28 Crossburn Dr	Detached	3	4	4	\$1,380K	\$1,500K
	153 Duncairn Rd	Detached	3	2	0	\$1,408K	\$1,408K
3 May, 2016	42 Hemford Cres	Detached	4	2	6	\$1,090K	\$1,695K
	703, 1200 Don Mills Rd	Condo	1	1	62	\$339K	\$329K
4 May, 2016	18 Brookwood Crt	Detached	3	2	7	\$1,288K	\$1,601K
	1312, 75 The Donway	Condo	1	1	41	\$338K	\$333K
	2209, 5 Concorde Pl	Condo	1	1	25	\$283K	\$274K

Data

Month, Day, Year of Sold Date	Address1	Property Type	Bedrooms	Washrooms	Days on the Market	List Price	Sold Price
5 May, 2016	15 Chelford Rd	Detached	4	6	48	\$3,998K	\$3,850K
	21 Alderbrook Dr	Detached	3	5	83	\$4,999K	\$4,200K
	115, 1210 Don Mills Rd	Condo	2	2	15	\$639K	\$645K
	1008, 1101 Leslie St	Condo	1	1	13	\$389K	\$389K
	#305, 85 The Donway St W	Condo	2	3	16	\$700K	\$690K
8 May, 2016	4 Stonedale Plwy	Townhouse	3	3	3	\$690K	\$672K
9 May, 2016	105, 801 Lawrence Ave E	Condo	2	2	20	\$549K	\$555K
10 May, 2016	7 Thorn Lane	Detached	3	2	6	\$990K	\$1,618K
	1107, 1101 Leslie St	Condo	1	1	12	\$337K	\$330K
11 May, 2016	57 Hemford Cres	Detached	3	2	1	\$1,589K	\$1,714K
12 May, 2016	Ph808, 205 The Donway W	Condo	2	2	8	\$535K	\$562K
13 May, 2016	233 David Dunlap Circ	Townhouse	2	3	9	\$839K	\$830K
14 May, 2016	254 David Dunlap Circ	Townhouse	3	4	2	\$869K	\$841K
	3008, 5 Concorde Pl	Condo	2	2	2	\$400K	\$423K
15 May, 2016	405, 75 Wynford Heights Cres	Condo	2	2	14	\$365K	\$360K
	605, 3 Concorde Pl	Condo	2	3	5	\$769K	\$792K
	3606, 5 Concorde Pl	Condo	1	1	6	\$290K	\$285K
17 May, 2016	1 Canfield Pl	Detached	4	2	7	\$1,288K	\$1,472K
18 May, 2016	9 Chipstead Rd	Detached	5	3	7	\$1,888K	\$2,730K
	12 Longwood Dr	Detached	4	4	6	\$2,055K	\$2,025K
	712, 75 The Donway W	Condo	1	2	16	\$425K	\$416K
	913, 75 The Donway W	Condo	1	1	27	\$339K	\$333K
19 May, 2016	55 Tanbark Cres	Detached	4	5	9	\$2,488K	\$2,690K
	77 Banbury Rd	Detached	5	9	1	\$4,320K	\$4,100K
	#2812, 7 Concorde Pl	Condo	1	1	15	\$283K	\$282K
20 May, 2016	63 Grangemill Cres	Detached	4	7	4	\$3,200K	\$3,230K
	404, 3 Concorde Pl	Condo	2	2	11	\$599K	\$585K
	812, 18 Concorde Pl	Condo	2	2	2	\$640K	\$630K

Data

Month, Day, Year of Sold Date	Address1	Property Type	Bedrooms	Washrooms	Days on the Market	List Price	Sold Price
21 May, 2016	71 Ames Circ	Detached	4	4	8	\$1,989K	\$2,350K
23 May, 2016	1002, 133 Wynford Dr	Condo	2	2	49	\$399K	\$392K
25 May, 2016	15 Tottenham Rd	Detached	3	1	1	\$1,388K	\$1,660K
	49 Southwell Dr	Detached	4	1	6	\$1,388K	\$1,611K
	51 Talwood Dr	Detached	3	2	7	\$1,189K	\$1,710K
	63 Banbury Rd	Detached	3	2	9	\$2,689K	\$3,000K
	166 Banbury Rd	Detached	4	4	1	\$1,990K	\$2,560K
	1606, 133 Wynford Dr	Condo	2	2	68	\$460K	\$450K
	26 May, 2016	111, 16 Dallimore Circ E	Condo	2	2	38	\$399K
135 Banbury Rd		Detached	4	4	2	\$1,890K	\$2,686K
701, 75 The Donway Way W		Condo	1	1	23	\$359K	\$345K
27 May, 2016	24 Firthway Crt	Detached	4	5	14	\$1,699K	\$1,696K
	41 Tremont Cres	Detached	4	5	44	\$1,988K	\$1,925K
	204, 1105 Leslie St	Condo	1	2	10	\$355K	\$360K
	502, 1210 Don Mills Rd	Condo	2	2	25	\$500K	\$489K
28 May, 2016	19 Abbeywood Tr	Detached	4	4	11	\$2,588K	\$2,430K
30 May, 2016	29 Ashgrove Pl	Detached	3	1	5	\$1,099K	\$1,260K
	163 Banbury Rd	Detached	4	4	6	\$1,889K	\$2,300K
	320, 1210 Don Mills Rd N	Condo	2	2	17	\$499K	\$656K
	616, 120 Dallimore Circ	Condo	1	1	40	\$246K	\$240K
1 June, 2016	23 Norden Cres	Detached	3	3	7	\$1,299K	\$1,525K
	29 Chatfield Dr	Detached	3	2	6	\$1,189K	\$1,781K
	39 Charnwood Rd	Detached	4	2	8	\$1,588K	\$1,820K
	213, 1210 Don Mills Rd	Condo	2	1	8	\$400K	\$441K
4 June, 2016	1307, 75 The Donway Way	Condo	1	1	50	\$339K	\$334K
5 June, 2016	55 Leacock Cres	Detached	4	4	3	\$1,799K	\$1,780K
6 June, 2016	5 Hurlingham Cres	Detached	3	3	21	\$1,969K	\$1,917K
	22 Plateau Cres	Detached	3	2	7	\$1,289K	\$1,650K

Data

Month, Day, Year of Sold Date	Address1	Property Type	Bedrooms	Washrooms	Days on the Market	List Price	Sold Price
6 June, 2016	58 Hurlingham Cres	Detached	3	1	11	\$1,600K	\$1,630K
	1206, 1105 Leslie St	Condo	2	2	21	\$400K	\$397K
	1910, 5 Concorde Pl	Condo	1	1	42	\$289K	\$273K
7 June, 2016	57 Stonedale Plwy	Townhouse	3	3	14	\$718K	\$837K
	113, 215 The Donway W	Condo	2	2	22	\$670K	\$650K
	903, 75 Wynford Heights Cres	Condo	2	2	14	\$495K	\$485K
8 June, 2016	9 Daleberry Pl	Detached	3	4	1	\$3,895K	\$4,398K
	26 Bond Ave	Townhouse	3	4	7	\$948K	\$1,162K
	71 Barrydale Cres	Detached	4	3	6	\$1,789K	\$2,252K
9 June, 2016	208, 75 The Donway W	Condo	2	2	36	\$490K	\$460K
	1411, 75 The Donway W	Condo	1	2	36	\$550K	\$528K
	2002, 75 Wynford Heights Cres	Condo	3	3	2	\$589K	\$620K
10 June, 2016	35 Misty Cres	Detached	3	6	9	\$5,200K	\$4,910K
	503, 135 Wynford Dr	Condo	2	2	28	\$479K	\$460K
	702, 5 Concorde Pl	Condo	1	2	4	\$359K	\$360K
13 June, 2016	21 Brian Cliff Dr	Detached	3	3	7	\$2,789K	\$3,400K
	607, 16 Dallimore Circ	Condo	2	2	10	\$470K	\$461K
14 June, 2016	201, 225 The Donway W	Condo	3	3	8	\$999K	\$1,200K
	717, 120 Dallimore Circ	Condo	1	1	56	\$235K	\$225K
	724, 205 The Donway Ave W	Condo	1	1	15	\$370K	\$367K
15 June, 2016	102, 1200 Don Mills Rd	Condo	2	1	9	\$429K	\$429K
	215, 18 Concorde Pl	Condo	2	2	22	\$445K	\$440K
	303, 120 Dallimore Circ	Condo	1	1	19	\$250K	\$240K
	506, 7 Concorde Pl	Condo	1	1	32	\$288K	\$277K
	809, 18 Concorde Pl	Condo	2	1	12	\$330K	\$323K
16 June, 2016	39 Leacroft Cres	Detached	3	1	7	\$1,888K	\$2,450K
17 June, 2016	17 Cosmic Dr	Detached	3	4	3	\$1,988K	\$2,690K
18 June, 2016	607, 1105 Leslie St	Condo	2	2	57	\$399K	\$390K

Data

Month, Day, Year of Sold Date	Address1	Property Type	Bedrooms	Washrooms	Days on the Market	List Price	Sold Price
19 June, 2016	523, 120 Dallimore Circ	Condo	1	1	86	\$257K	\$235K
	1806, 133 Wynford Dr	Condo	2	2	40	\$458K	\$445K
20 June, 2016	31 Chatfield Dr	Detached	3	1	6	\$1,189K	\$1,675K
21 June, 2016	205, 245 The Donway W	Condo	2	2	42	\$500K	\$490K
	519, 18 Concorde Pl	Condo	2	2	45	\$367K	\$340K
	1204, 133 Wynford Dr	Condo	1	1	60	\$338K	\$335K
22 June, 2016	2107, 5 Concorde Pl	Condo	2	2	18	\$389K	\$402K
23 June, 2016	6 Wren Crt	Semi-Detached	3	2	7	\$798K	\$956K
	10 Daleberry Pl	Detached	5	9	8	\$4,550K	\$5,250K
	318, 120 Dallimore Circ	Condo	2	2	1	\$320K	\$315K
	514, 16 Dallimore Circ	Condo	2	2	35	\$460K	\$454K
	2005, 181 Wynford Dr	Condo	1	1	15	\$329K	\$318K
24 June, 2016	8 Tottenham Rd	Detached	3	4	2	\$1,488K	\$1,730K
26 June, 2016	314, 16 Dallimore Circ	Condo	2	2	12	\$489K	\$475K
27 June, 2016	306, 16 Dallimore Circ	Condo	1	1	0	\$336K	\$329K
28 June, 2016	11 Swallow Crt	Detached	3	2	7	\$969K	\$1,150K
	14 Misty Cres	Detached	4	5	1	\$3,195K	\$3,918K
	302, 181 Wynford Dr	Condo	2	2	8	\$398K	\$390K
	701, 205 The Donway W	Condo	1	1	11	\$299K	\$298K
29 June, 2016	43 Longwood Dr	Detached	5	4	5	\$1,828K	\$2,168K
30 June, 2016	6 Tremont Cres	Detached	4	4	6	\$1,888K	\$1,989K
	3203, 3 Concorde Pl	Condo	3	3	30	\$979K	\$935K
2 July, 2016	2010, 181 Wynford Dr	Condo	1	1	18	\$299K	\$293K
4 July, 2016	611, 181 Wynford Dr	Condo	2	2	40	\$390K	\$380K
	1003, 5 Concorde Pl	Condo	1	1	5	\$289K	\$277K
5 July, 2016	309, 181 Wynford Dr	Condo	1	1	54	\$320K	\$308K
	909, 7 Concorde Pl	Condo	1	1	29	\$260K	\$255K
	1002, 135 Wynford Dr	Condo	2	2	35	\$399K	\$391K

Data

Month, Day, Year of Sold Date	Address1	Property Type	Bedrooms	Washrooms	Days on the Market	List Price	Sold Price
6 July, 2016	24 Swiftdale Pl	Detached	4	4	21	\$3,600K	\$3,300K
	1601, 181 Wynford Dr	Condo	1	1	6	\$295K	\$298K
8 July, 2016	39 Norden Cres	Detached	4	4	22	\$2,600K	\$2,580K
	50 Talwood Dr	Detached	3	2	9	\$1,499K	\$1,505K
	1602, 181 Wynford Dr	Condo	2	2	10	\$412K	\$415K
9 July, 2016	91 David Dunlap Circ	Townhouse	3	3	4	\$875K	\$870K
12 July, 2016	18 Stonedale Plwy	Townhouse	3	3	8	\$818K	\$950K
13 July, 2016	49 North Hills Terr	Detached	3	2	8	\$1,288K	\$1,220K
14 July, 2016	1 Thorn Lane	Detached	3	2	8	\$989K	\$1,317K
	519, 120 Dallimore Circ	Condo	2	2	29	\$329K	\$328K
	1402, 181 Wynford Dr	Condo	2	2	20	\$430K	\$415K
	2004, 133 Wynford Dr	Condo	1	1	15	\$338K	\$335K
16 July, 2016	305, 225 The Donway W	Condo	2	2	24	\$879K	\$839K
	513, 215 The Donway W	Condo	2	2	11	\$869K	\$840K
19 July, 2016	18 Kirkdale Cres	Detached	3	2	0	\$2,080K	\$2,000K
	111, 7 Concorde Pl	Condo	1	1	8	\$265K	\$257K
	508, 75 The Donway W	Condo	1	1	21	\$329K	\$324K
	2604, 7 Concorde Pl	Condo	1	1	17	\$270K	\$267K
20 July, 2016	403, 18 Concorde Pl	Condo	1	2	15	\$325K	\$320K
	505, 16 Dallimore Circ	Condo	2	1	8	\$360K	\$360K
	808, 120 Dallimore Circ	Condo	2	2	105	\$439K	\$420K
	1111, 75 The Donway W	Condo	1	2	47	\$430K	\$418K
	1201, 75 The Donway W	Condo	1	1	72	\$360K	\$356K
21 July, 2016	10 Chipping Rd	Detached	3	2	9	\$1,500K	\$1,477K
22 July, 2016	5 Bluejay Pl	Detached	3	3	2	\$3,750K	\$4,202K
	807, 120 Dallimore Circ	Condo	2	2	10	\$420K	\$409K
23 July, 2016	204, 7 Concorde Pl	Condo	1	1	38	\$279K	\$275K
25 July, 2016	10 Berkinshaw Cres	Detached	3	1	14	\$999K	\$1,619K

Data

Month, Day, Year of Sold Date	Address1	Property Type	Bedrooms	Washrooms	Days on the Market	List Price	Sold Price
25 July, 2016	208, 245 The Donway W	Condo	2	2	7	\$515K	\$570K
26 July, 2016	10 Barrydale Cres	Detached	4	4	7	\$1,990K	\$2,683K
	Ph927, 120 Dallimore Circ	Condo	1	1	28	\$272K	\$268K
27 July, 2016	502, 1200 Don Mills Rd	Condo	2	1	36	\$540K	\$510K
	1703, 5 Concorde Pl	Condo	1	1	6	\$264K	\$262K
29 July, 2016	167 David Dunlap Circ	Townhouse	3	3	4	\$850K	\$850K
	513, 75 The Donway W	Condo	1	1	58	\$329K	\$309K
31 July, 2016	306, 5 Concorde Pl	Condo	1	1	48	\$290K	\$270K
1 August, 2016	622, 120 Dallimore Circ	Condo	2	2	6	\$315K	\$310K
2 August, 2016	44 Overton Cres	Detached	3	2	14	\$988K	\$965K
	803, 85 The Donway W	Condo	1	1	73	\$380K	\$370K
	2107, 181 Wynford Dr	Condo	2	2	20	\$490K	\$480K
3 August, 2016	31 Nomad Cres	Detached	4	7	7	\$3,688K	\$4,600K
4 August, 2016	4 Balaby Cres	Townhouse	3	2	1	\$699K	\$700K
5 August, 2016	35 B Green Belt Dr	Townhouse	3	3	1	\$869K	\$950K
	2301, 181 Wynford Dr	Condo	1	1	8	\$299K	\$292K
6 August, 2016	1905, 75 Wynford Heights Cres	Condo	2	2	8	\$500K	\$490K
7 August, 2016	1208, 133 Wynford Dr	Condo	2	2	59	\$395K	\$392K
8 August, 2016	6 Tanbark Cres	Detached	5	4	5	\$1,988K	\$2,300K
	44 Chelford Rd	Detached	5	7	84	\$3,550K	\$3,420K
	502, 120 Dallimore Circ	Condo	1	2	6	\$280K	\$291K
9 August, 2016	34 Bond Ave	Townhouse	3	4	6	\$949K	\$1,200K
10 August, 2016	97 Dutch Myrtle Way	Townhouse	3	4	7	\$678K	\$702K
	3210, 7 Concorde Pl	Condo	1	1	7	\$285K	\$270K
11 August, 2016	711, 75 The Donway W	Condo	1	2	71	\$429K	\$419K
12 August, 2016	919, 120 Dallimore Circ	Condo	2	2	56	\$349K	\$347K
16 August, 2016	49 Overton Cres	Detached	3	1	8	\$988K	\$1,053K
18 August, 2016	2 Ballyronan Rd	Detached	3	2	13	\$1,388K	\$1,388K

Data

Month, Day, Year of Sold Date	Address1	Property Type	Bedrooms	Washrooms	Days on the Market	List Price	Sold Price
18 August, 2016	113, 1200 Don Mills Rd	Condo	2	2	38	\$500K	\$480K
19 August, 2016	28 Cosmic Dr	Detached	5	5	2	\$3,488K	\$3,500K
	505, 225 The Donway W	Condo	2	2	45	\$825K	\$817K
20 August, 2016	16 Larkfield Dr	Detached	4	5	15	\$3,388K	\$3,055K
22 August, 2016	2302, 7 Concorde Pl	Condo	2	2	18	\$425K	\$420K
	T12, 16 Dallimore Circ	Condo	1	1	11	\$292K	\$288K
23 August, 2016	41 Broadleaf Rd	Detached	3	2	6	\$1,200K	\$1,655K
	412, 1105 Leslie St	Condo	1	1	21	\$320K	\$320K
	412, 1200 Don Mills Rd	Condo	2	1	15	\$488K	\$500K
25 August, 2016	707, 85 The Donway W	Condo	2	2	23	\$600K	\$600K
26 August, 2016	92 Ames Circ	Detached	4	4	2	\$2,680K	\$2,665K
31 August, 2016	24 Daleberry Pl	Detached	3	7	42	\$5,998K	\$5,698K
2 September, 2016	25 Alderbrook Dr	Detached	5	9	37	\$6,980K	\$6,400K
	903, 75 The Donway Way W	Condo	1	2	59	\$425K	\$415K
	1006, 1 Concorde Pl	Condo	2	3	11	\$799K	\$880K
9 September, 2016	60 Talwood Dr	Detached	5	5	1	\$2,289K	\$2,289K
10 September, 2016	2 Tremont Cres	Detached	3	1	8	\$1,300K	\$1,503K
	48 Caravan Dr	Detached	5	4	10	\$2,680K	\$2,640K
11 September, 2016	216, 16 Dallimore Circ	Condo	2	2	12	\$373K	\$369K
12 September, 2016	5 Danrose Cres	Detached	3	3	6	\$2,889K	\$3,737K
	9 David Dunlap Circ	Townhouse	3	3	4	\$899K	\$899K
	412, 181 Wynford Dr	Condo	1	1	4	\$315K	\$315K
	607, 120 Dallimore Circ	Condo	2	2	75	\$424K	\$418K
	808, 75 The Donway W	Condo	1	1	20	\$368K	\$368K
14 September, 2016	813, 205 The Donway W	Condo	2	2	84	\$615K	\$605K
15 September, 2016	2608, 7 Concorde Pl	Condo	2	2	25	\$428K	\$400K
16 September, 2016	424, 120 Dallimore Circ	Condo	2	2	24	\$389K	\$369K
	609, 85 The Donway W	Condo	1	1	7	\$395K	\$395K

Data

Month, Day, Year of Sold Date	Address1	Property Type	Bedrooms	Washrooms	Days on the Market	List Price	Sold Price
17 September, 2016	103, 120 Dallimore Circ	Condo	1	1	5	\$275K	\$283K
	2210, 181 Wynford Dr	Condo	1	1	20	\$300K	\$290K
18 September, 2016	306, 75 Wynford Heights Cres	Condo	2	2	19	\$430K	\$430K
	901, 181 Wynford Dr	Condo	1	1	6	\$290K	\$290K
19 September, 2016	28 Crossburn Dr N	Detached	3	4	13	\$1,599K	\$1,528K
	806, 18 Concorde Pl	Condo	2	2	6	\$559K	\$559K
20 September, 2016	19 Abbeywood Tr	Detached	4	4	0	\$2,690K	\$3,200K
	19 Preakness Dr	Townhouse	3	4	8	\$949K	\$1,251K
	89 Duncairn Rd	Semi-Detached	3	2	7	\$928K	\$1,000K
	901, 120 Dallimore Circ	Condo	1	1	14	\$298K	\$293K
	3205, 7 Concorde Pl	Condo	2	2	8	\$475K	\$470K
	Ph 16, 18 Concorde Pl	Condo	2	3	56	\$935K	\$930K
21 September, 2016	41 Talwood Dr	Detached	3	2	6	\$1,289K	\$1,968K
	1901, 181 Wynford Dr	Condo	1	1	26	\$300K	\$291K
22 September, 2016	57 Tanbark Cres	Detached	5	4	15	\$2,498K	\$2,510K
	139 Barber Greene Rd	Townhouse	3	3	8	\$950K	\$1,030K
23 September, 2016	14 Ballyronan Rd	Detached	3	2	4	\$1,648K	\$1,618K
	304, 245 The Donway W	Condo	2	2	0	\$529K	\$635K
	402, 18 Concorde Pl	Condo	2	2	15	\$650K	\$639K
	1602, 1101 Leslie St	Condo	2	2	8	\$559K	\$565K
	1810, 5 Concorde Pl	Condo	1	1	17	\$290K	\$287K
	Ph10, 16 Dallimore Circ	Condo	2	2	45	\$500K	\$480K
24 September, 2016	7 Artinger Crt	Detached	3	3	8	\$3,000K	\$3,560K
	2804, 3 Concorde Pl	Condo	2	2	11	\$600K	\$570K
25 September, 2016	209, 1103 Leslie St	Condo	1	1	5	\$325K	\$318K
26 September, 2016	7 Malabar Pl	Detached	5	7	41	\$3,988K	\$3,728K
	7 Tahoe Crt	Detached	4	5	14	\$3,189K	\$3,000K
27 September, 2016	705, 1105 Leslie St	Condo	2	2	62	\$549K	\$535K

Data

Month, Day, Year of Sold Date	Address1	Property Type	Bedrooms	Washrooms	Days on the Market	List Price	Sold Price
27 September, 2016	826, 120 Dallimore Circ	Condo	1	1	31	\$270K	\$258K
28 September, 2016	5 Cottonwood Dr	Detached	3	2	6	\$899K	\$1,185K
	24 Jessie Dr	Townhouse	3	3	7	\$855K	\$923K
	78 North Hills Terr	Detached	2	2	8	\$1,198K	\$1,291K
29 September, 2016	1404, 75 The Donway W	Condo	1	1	27	\$376K	\$374K
30 September, 2016	161 David Dunlap Circ	Townhouse	3	3	17	\$849K	\$854K
	419, 255 The Donway W	Condo	2	3	2	\$599K	\$656K
	519, 18 Concorde Pl	Condo	2	2	24	\$500K	\$480K
	2909, 7 Concorde Pl	Condo	1	1	35	\$275K	\$265K
1 October, 2016	313, 205 The Donway Way W	Condo	1	1	25	\$375K	\$368K
2 October, 2016	160 Cottonwood Dr	Semi-Detached	3	2	10	\$938K	\$950K
3 October, 2016	17 David Dunlap Circ	Townhouse	3	3	17	\$919K	\$915K
	102 Larkfield Dr	Detached	3	2	6	\$2,388K	\$3,400K
	223, 99 The Donway Rd W	Condo	1	1	5	\$316K	\$316K
	224, 99 The Donway Rd W	Condo	1	1	5	\$316K	\$316K
	Ph 17, 16 Dallimore Circ	Condo	1	1	26	\$300K	\$297K
4 October, 2016	104, 135 Wynford Dr	Condo	1	1	28	\$399K	\$375K
5 October, 2016	6 Towercrest Dr	Detached	4	5	8	\$1,588K	\$1,850K
	20 Hemford Cres	Detached	4	6	20	\$2,989K	\$2,968K
	53 Ternhill Cres	Detached	3	2	8	\$1,088K	\$1,581K
	58 Crossburn Dr	Detached	3	3	8	\$1,289K	\$1,881K
	522, 120 Dallimore Circ	Condo	2	2	40	\$335K	\$322K
6 October, 2016	287 David Dunlap Circ	Townhouse	3	3	14	\$879K	\$971K
7 October, 2016	215, 16 Dallimore Circ	Condo	2	2	31	\$550K	\$540K
10 October, 2016	33 Banbury Rd	Detached	5	7	4	\$4,398K	\$4,418K
12 October, 2016	507, 1105 Leslie St	Condo	1	1	9	\$324K	\$320K
13 October, 2016	6 Briarfield Dr	Detached	3	3	2	\$1,000K	\$1,251K
	19 Fordham Pl	Detached	3	2	8	\$1,489K	\$1,650K

Data

Month, Day, Year of Sold Date	Address1	Property Type	Bedrooms	Washrooms	Days on the Market	List Price	Sold Price
13 October, 2016	47 Tofino Cres	Detached	4	4	11	\$1,890K	\$2,100K
	805, 75 The Donway West	Condo	0	1	33	\$300K	\$296K
14 October, 2016	1 Blaine Dr	Detached	3	3	7	\$1,950K	\$2,350K
	15 Mallow Rd	Other		0	95	\$0K	\$21,300K
	604, 181 Wynford Dr	Condo	1	1	25	\$332K	\$315K
15 October, 2016	417, 215 The Donway W	Condo	2	2	36	\$600K	\$575K
	1204, 85 The Donway W	Condo	2	2	36	\$630K	\$600K
	2303, 5 Concorde Pl	Condo	1	1	2	\$265K	\$275K
16 October, 2016	609, 16 Dallimore Circ	Condo	1	1	5	\$319K	\$325K
	1002, 5 Concorde Pl	Condo	2	2	3	\$389K	\$408K
17 October, 2016	704, 1105 Leslie St	Condo	2	2	12	\$546K	\$540K
	721, 120 Dallimore Circ	Condo	1	1	5	\$295K	\$290K
18 October, 2016	16 Grangemill Cres	Detached	4	5	6	\$3,688K	\$3,780K
19 October, 2016	111, 99 The Donway Rd W	Condo	1	1	21	\$313K	\$313K
	111, 160 The Donway W	Other	2	1	41	\$260K	\$255K
	503, 75 Wynford Heights Cres	Condo	3	2	5	\$480K	\$601K
20 October, 2016	7 Cassidy Pl	Detached	3	2	8	\$999K	\$1,200K
21 October, 2016	126, 120 Dallimore Circ	Condo	1	1	8	\$300K	\$295K
24 October, 2016	3 Greengate Rd	Detached	3	1	0	\$2,100K	\$2,500K
	17 Alderdale Crt	Detached	4	3	8	\$1,689K	\$2,550K
25 October, 2016	34 Overton Cres	Detached	3	2	8	\$1,299K	\$1,200K
	1103, 133 Wynford Dr	Condo	2	2	1	\$479K	\$474K
	1702, 181 Wynford Dr	Condo	2	2	64	\$429K	\$412K
26 October, 2016	222, 99 The Donway Rd W	Condo	1	1	28	\$382K	\$382K
	406, 7 Concorde Pl	Condo	1	1	12	\$288K	\$280K
	410, 120 Dallimore Circ	Condo	1	1	23	\$260K	\$255K
27 October, 2016	5 Stonedale Plwy	Townhouse	3	3	15	\$768K	\$759K
	7 Tremont Cres	Detached	4	6	6	\$2,688K	\$2,830K

Data

Month, Day, Year of Sold Date	Address1	Property Type	Bedrooms	Washrooms	Days on the Market	List Price	Sold Price
27 October, 2016	173 Cottonwood Dr	Detached	3	2	9	\$1,188K	\$1,347K
	722, 120 Dallimore Circ	Condo	2	2	14	\$329K	\$324K
28 October, 2016	18 Grangemill Cres	Detached	5	7	8	\$3,480K	\$3,439K
29 October, 2016	9 Cicada Crt	Detached	3	3	58	\$1,958K	\$1,958K
	39 Wyndcliff Cres	Semi-Detached	4	2	18	\$799K	\$780K
	506, 1105 Leslie St	Condo	1	1	8	\$335K	\$350K
30 October, 2016	10 Wren Crt	Semi-Detached	3	1	4	\$649K	\$772K
31 October, 2016	225, 120 Dallimore Circ	Condo	1	1	4	\$290K	\$279K
	412, 16 Dallimore Circ	Condo	1	1	23	\$295K	\$285K
	1508, 1105 Leslie St	Condo	1	1	23	\$320K	\$320K
1 November, 2016	10 Cicada Crt	Detached	3	2	6	\$2,098K	\$2,100K
	15 Wren Crt	Semi-Detached	3	2	5	\$749K	\$841K
	22 Bond Ave	Townhouse	4	3	12	\$1,180K	\$1,263K
	91 Southill Dr	Townhouse	3	2	5	\$699K	\$807K
2 November, 2016	19 Bradgate Rd	Detached	3	3	7	\$1,389K	\$2,099K
	86 Southill Dr	Detached	3	2	37	\$1,350K	\$1,340K
	203, 5 Concorde Pl	Condo	1	1	42	\$260K	\$262K
	302, 1103 Leslie St	Condo	1	1	13	\$320K	\$313K
4 November, 2016	803, 75 The Donway W	Condo	1	2	8	\$400K	\$395K
	1603, 1 Concorde Pl	Condo	2	3	9	\$725K	\$770K
6 November, 2016	3 Moccasin Tr	Detached	3	3	10	\$1,188K	\$1,200K
	411, 1105 Leslie St	Condo	1	1	5	\$369K	\$372K
7 November, 2016	2 Sonata Cres	Detached	4	4	13	\$2,489K	\$2,800K
	4 Mellanby Pl	Detached	3	2	7	\$1,289K	\$2,120K
	62 Berkinshaw Cres	Detached	5	5	12	\$1,398K	\$1,400K
	627, 120 Dallimore Circ N	Condo	1	1	10	\$298K	\$295K
	825, 18 Concorde Pl	Condo	2	2	5	\$675K	\$685K
8 November, 2016	5 Overton Pl	Detached	3	1	6	\$1,299K	\$1,430K

Data

Month, Day, Year of Sold Date	Address1	Property Type	Bedrooms	Washrooms	Days on the Market	List Price	Sold Price
8 November, 2016	813, 120 Dallimore Circ	Condo	1	1	31	\$299K	\$293K
9 November, 2016	32 Crossburn Dr	Detached	4	3	7	\$1,288K	\$1,901K
	75 The Donway Rd	Condo	2	2	15	\$660K	\$650K
10 November, 2016	19 Talwood Dr	Detached	3	3	7	\$1,489K	\$2,658K
	29 Ashgrove Pl	Detached	3	1	6	\$1,299K	\$1,548K
11 November, 2016	711, 181 Wynford Dr	Condo	2	2	21	\$410K	\$400K
	Ph12, 205 The Donway W	Condo	2	2	14	\$538K	\$525K
13 November, 2016	1602, 1 Concorde Pl	Condo	2	2	3	\$700K	\$850K
15 November, 2016	902, 181 Wynford Dr	Condo	2	2	38	\$410K	\$420K
16 November, 2016	28 Tremont Cres	Detached	4	5	5	\$3,288K	\$3,160K
17 November, 2016	25 Ternhill Cres	Detached	3	2	15	\$1,428K	\$1,500K
	504, 5 Concorde Pl	Condo	1	1	23	\$268K	\$265K
18 November, 2016	18 Blaine Dr	Detached	5	11	49	\$6,680K	\$6,100K
	1406, 5 Concorde Pl	Condo	1	1	54	\$284K	\$278K
21 November, 2016	43 Bamboo Grve	Detached	4	6	4	\$2,544K	\$3,000K
22 November, 2016	28 Leacroft Cres	Detached	5	7	34	\$3,488K	\$3,400K
	301, 75 The Donway St W	Condo	1	1	33	\$355K	\$344K
	1201, 75 Wynford Heights Cres	Condo	2	2	6	\$470K	\$474K
23 November, 2016	37 Farmcote Rd	Detached	4	2	2	\$1,088K	\$2,090K
24 November, 2016	7 Park Glen Dr	Detached	5	6	16	\$2,388K	\$2,238K
	18 Tremont Cres	Detached	5	10	24	\$3,790K	\$3,557K
25 November, 2016	1009, 1103 Leslie St	Condo	1	1	17	\$349K	\$344K
	#504, 85 The Donway W	Condo	1	1	32	\$370K	\$365K
29 November, 2016	33 Crossburn Dr	Detached	2	3	19	\$1,689K	\$1,800K
30 November, 2016	36 Tanbark Cres	Detached	4	4	7	\$2,489K	\$2,751K
	185 Cottonwood Dr	Detached	3	2	9	\$899K	\$1,310K
2 December, 2016	31 Sanderling Pl	Detached	3	2	8	\$1,109K	\$1,328K
	312, 215 The Donway W	Condo	2	2	25	\$739K	\$720K

Data

Month, Day, Year of Sold Date	Address1	Property Type	Bedrooms	Washrooms	Days on the Market	List Price	Sold Price
3 December, 2016	522, 1200 Don Mills Rd	Condo	2	2	2	\$499K	\$675K
6 December, 2016	5 Tahoe Crt	Detached	4	5	5	\$2,898K	\$3,370K
	6 Abbeywood Tr	Detached	5	4	7	\$2,989K	\$2,838K
	3208, 7 Concorde Pl	Condo	2	2	20	\$445K	\$477K
9 December, 2016	53 Leacroft Cres	Detached	4	4	10	\$3,480K	\$3,400K
	74 David Dunlap Circ	Townhouse	3	3	14	\$850K	\$915K
	2110, 181 Wynford Dr	Condo	1	1	2	\$305K	\$315K
10 December, 2016	10 Langbourne Pl	Detached	3	2	52	\$1,669K	\$1,606K
12 December, 2016	223 David Dunlap Circ	Townhouse	3	3	4	\$899K	\$987K
13 December, 2016	701, 75 Wynford Heights Cres	Condo	2	2	8	\$479K	\$520K
14 December, 2016	5 Apollo Dr	Detached	5	3	7	\$1,888K	\$2,620K
16 December, 2016	828, 120 Dallimore Circ	Condo	2	1	23	\$325K	\$317K
17 December, 2016	520, 120 Dallimore Circ	Condo	1	1	32	\$297K	\$288K
18 December, 2016	1410, 7 Concorde Pl	Condo	1	1	2	\$279K	\$290K
20 December, 2016	27 Alderdale Crt	Detached	4	3	5	\$1,689K	\$2,470K
22 December, 2016	115, 99 The Donway Rd W	Condo	1	1	85	\$375K	\$372K
23 December, 2016	808, 135 Wynford Dr	Condo	2	2	18	\$438K	\$428K
29 December, 2016	1404, 5 Concorde Pl	Condo	1	1	27	\$295K	\$280K
4 January, 2017	18 Oxbow Rd	Detached	5	8	44	\$6,201K	\$6,201K
5 January, 2017	2304, 75 Wynford Heights Cres	Condo	3	3	31	\$659K	\$665K
	2610, 7 Concorde Pl	Condo	1	1	22	\$279K	\$273K
6 January, 2017	1101, 1101 Leslie St	Condo	2	2	9	\$525K	\$526K
7 January, 2017	Unit319, 120 Dallimore Circ	Condo	2	2	75	\$369K	\$358K
11 January, 2017	304, 133 Wynford Dr	Condo	1	1	1	\$344K	\$360K
12 January, 2017	106, 245 The Donway W	Condo	2	2	3	\$499K	\$550K
15 January, 2017	11 Alderbrook Dr	Detached	4	7	2	\$5,998K	\$6,200K
	522, 18 Concorde Pl	Condo	1	1	2	\$320K	\$315K
	803, 120 Dallimore Circ	Condo	1	1	5	\$305K	\$316K

Data

Month, Day, Year of Sold Date	Address1	Property Type	Bedrooms	Washrooms	Days on the Market	List Price	Sold Price
18 January, 2017	15 Stonedale Plwy	Townhouse	3	3	5	\$779K	\$852K
	407, 215 The Donway W	Condo	2	2	9	\$875K	\$875K
19 January, 2017	12 Briarfield Dr	Detached	3	2	9	\$1,088K	\$1,558K
	57 Misty Cres	Detached	5	5	58	\$3,999K	\$3,990K
22 January, 2017	19 Addison Cres	Detached	3	1	6	\$999K	\$1,958K
23 January, 2017	124, 120 Dallimore Circ	Condo	1	1	13	\$249K	\$247K
	201 Banbury Rd S	Detached	4	4	6	\$2,498K	\$2,842K
	702, 75 Wynford Heights Cres	Condo	2	2	17	\$529K	\$525K
	3011, 5 Concorde Pl	Condo	2	2	17	\$390K	\$405K
24 January, 2017	21 Paperbirch Dr	Detached	3	2	6	\$989K	\$1,682K
	414, 1200 Don Mills Rd	Condo	2	2	2	\$488K	\$488K
	2305, 3 Concorde Pl	Condo	3	3	1	\$760K	\$895K
26 January, 2017	36 Ashgrove Pl	Detached	4	5	114	\$2,450K	\$2,450K
	3205, 7 Concorde Pl	Condo	2	2	67	\$605K	\$595K
27 January, 2017	8 Grangemill Cres	Detached	3	2	2	\$2,880K	\$2,596K
30 January, 2017	1109, 133 Wynford Dr	Condo	1	1	5	\$325K	\$346K
31 January, 2017	150 Duncairn Rd	Detached	3	2	6	\$1,089K	\$1,960K
1 February, 2017	4 Marshfield Crt	Detached	4	3	5	\$1,288K	\$2,060K
	86 Barber Greene Rd	Townhouse	3	2	8	\$729K	\$729K
	506, 75 The Donway W	Condo	2	1	13	\$380K	\$384K
	907, 1103 Leslie St	Condo	2	2	6	\$520K	\$520K
	1002, 7 Concorde Pl	Condo	2	2	0	\$455K	\$460K
2 February, 2017	12 Larkfield Dr	Detached	4	5	8	\$3,718K	\$3,718K
3 February, 2017	2810, 7 Concorde Pl	Condo	1	1	2	\$310K	\$310K
4 February, 2017	14 Haldenby Terr	Townhouse	3	3	9	\$850K	\$850K
7 February, 2017	5 Park Glen Dr	Detached	3	2	5	\$1,788K	\$1,750K
	26 Paperbirch Dr	Detached	3	2	7	\$1,290K	\$1,792K
	203, 135 Wynford Dr	Condo	2	2	5	\$479K	\$504K

Data

Month, Day, Year of Sold Date	Address1	Property Type	Bedrooms	Washrooms	Days on the Market	List Price	Sold Price
7 February, 2017	417, 215 The Donway W	Condo	2	2	7	\$760K	\$745K
	1502, 1 Concorde Pl	Condo	2	2	5	\$899K	\$900K
8 February, 2017	5 Norden Cres	Detached	3	3	9	\$1,188K	\$2,303K
	11 Bamboo Grve	Detached	4	4	7	\$2,559K	\$3,301K
	1005, 85 The Donway W	Condo	1	2	22	\$500K	\$468K
9 February, 2017	25 Alderdale Crt	Detached	3	3	7	\$1,989K	\$3,150K
	601, 120 Dallimore Circ	Condo	1	1	6	\$319K	\$322K
10 February, 2017	6 Plateau Cres	Detached	4	6	17	\$3,298K	\$3,188K
	705, 75 The Donway West Way	Condo	0	1	16	\$300K	\$295K
	806, 75 The Donway W	Condo	2	1	19	\$390K	\$410K
11 February, 2017	102, 160 The Donway W	Other	2	1	8	\$279K	\$275K
	104, 801 Lawrence Ave E	Condo	2	2	4	\$579K	\$612K
	1103, 181 Wynford Dr	Condo	2	2	8	\$420K	\$457K
12 February, 2017	4 Tremont Cres	Detached	5	6	2	\$4,290K	\$4,238K
15 February, 2017	16 Fordham Pl	Detached	3	2	7	\$1,788K	\$2,450K
	47 Tremont Cres	Detached	3	2	8	\$1,180K	\$1,958K
	802, 75 The Donway West Way	Condo	0	1	19	\$299K	\$298K
	811, 120 Dallimore Circ	Condo	1	2	8	\$340K	\$379K
16 February, 2017	120, 255 The Donway Way	Condo	2	2	74	\$700K	\$675K
	714, 205 The Donway W Way	Condo	1	1	2	\$400K	\$424K
	2004, 5 Concorde Pl	Condo	1	1	7	\$319K	\$353K
17 February, 2017	85 The Donway W	Condo	0	0	28	\$35K	\$30K
18 February, 2017	101, 205 The Donway W	Condo	1	1	18	\$390K	\$387K
20 February, 2017	1212, 7 Concorde Pl	Condo	1	1	4	\$350K	\$380K
	1304, 75 The Donway Way W	Condo	1	1	32	\$318K	\$318K
	Lc9, 18 Concorde Pl	Condo	2	2	19	\$480K	\$470K
22 February, 2017	10 Jocelyn Cres	Detached	3	1	6	\$1,188K	\$1,800K
	28 Broadleaf Rd	Detached	3	2	7	\$1,485K	\$1,880K

Data

Month, Day, Year of Sold Date	Address1	Property Type	Bedrooms	Washrooms	Days on the Market	List Price	Sold Price
22 February, 2017	1205, 5 Concorde Pl	Condo	2	2	4	\$549K	\$575K
23 February, 2017	Ph 926, 120 Dallimore Circ	Condo	1	1	20	\$329K	\$329K
24 February, 2017	15 Ashgrove Pl	Detached	3	3	4	\$1,288K	\$1,850K
	35 Crossburn Dr	Detached	3	3	3	\$1,599K	\$1,950K
	108, 215 The Donway W	Condo	2	2	30	\$550K	\$550K
25 February, 2017	21 Barrydale Cres	Detached	5	4	6	\$3,190K	\$3,148K
	#2804, 3 Concorde Pl	Condo	2	2	6	\$829K	\$855K
27 February, 2017	17 North Hills Terr	Detached	3	2	6	\$998K	\$1,630K
	31 Kirkdale Cres	Detached	5	7	13	\$3,888K	\$3,800K
	47 Hurlingham Cres	Detached	3	2	6	\$1,380K	\$2,050K
	107, 75 The Donway W	Townhouse	3	3	6	\$700K	\$888K
	605, 181 Wynford Dr	Condo	2	2	25	\$530K	\$525K
1 March, 2017	23 Briarfield Dr	Detached	4	4	8	\$1,498K	\$2,080K
	25 Paperbirch Dr	Detached	4	3	7	\$1,789K	\$2,377K
	312, 1200 Don Mills Rd	Condo	2	1	91	\$510K	\$510K
	907, 120 Dallimore Circ	Condo	1	1	7	\$339K	\$335K
2 March, 2017	100 Overland Dr	Semi-Detached	3	2	1	\$888K	\$1,137K
	2202, 181 Wynford Dr	Condo	2	2	8	\$450K	\$476K
3 March, 2017	215, 120 Dallimore Circ	Condo	1	1	1	\$339K	\$348K
5 March, 2017	# 805, 85 The Donway W	Condo	2	3	2	\$800K	\$800K
6 March, 2017	21 Humphrey Gate	Townhouse	3	3	7	\$850K	\$1,211K
	30 Paperbirch Dr	Detached	3	2	7	\$1,380K	\$2,006K
	905, 75 The Donway W	Condo	0	1	7	\$315K	\$303K
7 March, 2017	6 Blaine Dr	Detached	4	5	8	\$4,500K	\$4,400K
	227, 205 The Donway W	Condo	2	2	8	\$549K	\$549K
	814, 120 Dallimore Circ	Condo	1	2	0	\$330K	\$330K
	Ph06, 16 Dallimore Circ	Condo	1	1	6	\$335K	\$371K
8 March, 2017	908, 133 Wynford Dr	Condo	2	2	13	\$479K	\$505K

Data

Month, Day, Year of Sold Date	Address1	Property Type	Bedrooms	Washrooms	Days on the Market	List Price	Sold Price
8 March, 2017	1203, 75 The Donway W	Condo	1	2	15	\$445K	\$445K
9 March, 2017	402, 120 Dallimore Circ	Condo	1	2	0	\$325K	\$339K
10 March, 2017	7 Danrose Cres	Detached	3	3	9	\$2,988K	\$3,500K
	39 Tofino Cres	Detached	4	4	0	\$2,589K	\$2,590K
13 March, 2017	1011, 75 The Donway Way	Condo	1	2	19	\$459K	\$440K
14 March, 2017	706, 75 The Donway W St	Condo	1	1	3	\$420K	\$420K
15 March, 2017	402, 160 The Donway West	Other	2	1	19	\$279K	\$279K
	601, 7 Concorde Pl	Condo	2	2	25	\$468K	\$455K
16 March, 2017	17 Broadleaf Rd	Detached	4	4	7	\$1,888K	\$2,050K
17 March, 2017	11 Fordham Pl	Detached	3	2	14	\$2,458K	\$2,100K
18 March, 2017	815, 120 Dallimore Circ	Condo	1	1	3	\$348K	\$350K
22 March, 2017	152 Cottonwood Dr	Semi-Detached	3	2	9	\$890K	\$1,100K
	413, 75 The Donway Way W	Condo	1	1	4	\$318K	\$335K
23 March, 2017	14 Farmcote Rd	Detached	3	3	10	\$2,189K	\$2,100K
	50 Dutch Myrtle Way	Townhouse	3	4	3	\$688K	\$822K
25 March, 2017	709, 205 The Donway Rd W	Condo	2	2	3	\$495K	\$510K
26 March, 2017	306, 75 The Donway W Way W	Condo	1	1	9	\$420K	\$416K
	1008, 133 Wynford Dr	Condo	2	2	11	\$475K	\$475K
27 March, 2017	54 Bamboo Grve	Detached	4	4	6	\$2,688K	\$2,853K
	706, 1 Concorde Pl	Condo	2	3	17	\$890K	\$985K
28 March, 2017	34 Cedarbank Cres	Detached	4	2	7	\$1,289K	\$1,600K
	228, 120 Dallimore Circ	Condo	2	1	4	\$349K	\$365K
29 March, 2017	13 David Dunlap Circ	Townhouse	3	3	2	\$900K	\$1,075K
	58 Addison Cres	Detached	3	2	7	\$1,289K	\$2,001K
	83 Overland Dr	Semi-Detached	3	2	6	\$888K	\$1,146K
	260 David Dunlap Circ	Townhouse	3	4	7	\$855K	\$1,172K
	1802, 1 Concorde Pl	Condo	2	2	0	\$889K	\$1,100K
	2008, 133 Wynford Dr	Condo	2	2	13	\$485K	\$501K

Data

Month, Day, Year of Sold Date	Address1	Property Type	Bedrooms	Washrooms	Days on the Market	List Price	Sold Price
30 March, 2017	5 Bamboo Grve	Detached	4	4	7	\$2,789K	\$3,215K
	5 Waxwing Pl	Detached	3	2	7	\$1,500K	\$2,230K
	15 Chipstead Rd	Detached	4	6	1	\$3,889K	\$4,500K
	918, 120 Dallimore Circ	Condo	2	2	7	\$370K	\$425K
31 March, 2017	20 Kimloch Cres	Detached	4	4	8	\$1,880K	\$2,635K
	408, 120 Dallimore Circ	Condo	2	1	4	\$389K	\$418K
1 April, 2017	37 Grangemill Cres	Detached	3	2	6	\$2,400K	\$2,350K
2 April, 2017	2109, 133 Wynford Dr	Condo	1	1	5	\$349K	\$375K
3 April, 2017	21 Artinger Crt	Detached	3	3	7	\$3,980K	\$4,088K
	110, 245 The Donway W	Condo	2	2	5	\$579K	\$725K
	704, 5 Concorde Pl	Condo	1	1	3	\$330K	\$395K
4 April, 2017	207, 245 The Donway W	Condo	2	2	5	\$550K	\$611K
	502, 3 Concorde Pl	Condo	3	2	6	\$700K	\$752K
5 April, 2017	47 Dallimore Circ	Townhouse	3	4	6	\$850K	\$1,200K
	77 Denlow Blvd	Detached	5	4	7	\$2,489K	\$2,960K
	160 Banbury Rd	Detached	5	3	8	\$2,880K	\$3,200K
	Ph 916, 120 Dallimore Circ	Condo	1	1	6	\$339K	\$339K
6 April, 2017	2 Overton Cres	Detached	3	2	9	\$1,488K	\$1,800K
	51 Chipstead Rd	Detached	5	4	6	\$2,489K	\$2,800K
	221, 205 The Donway W	Condo	1	1	3	\$419K	\$430K
7 April, 2017	125 Abbeywood Tr	Detached	4	3	2	\$1,780K	\$2,489K
	519, 120 Dallimore Circ S	Condo	2	2	0	\$410K	\$430K
	1502, 3 Concorde Pl	Condo	2	2	8	\$899K	\$900K
8 April, 2017	104, 75 The Donway W	Condo	1	2	17	\$495K	\$501K
9 April, 2017	95 Southill Dr	Townhouse	3	1	12	\$719K	\$800K
10 April, 2017	6 Penwood Cres	Detached	5	7	5	\$4,398K	\$5,528K
	1511, 7 Concorde Pl	Condo	1	1	6	\$289K	\$340K
11 April, 2017	9 Tangmere Rd	Detached	2	3	7	\$1,589K	\$2,410K

Data

Month, Day, Year of Sold Date	Address1	Property Type	Bedrooms	Washrooms	Days on the Market	List Price	Sold Price
11 April, 2017	1903, 135 Wynford Dr	Condo	2	2	5	\$525K	\$550K
12 April, 2017	37 Abbeywood Tr	Detached	4	4	6	\$2,589K	\$2,650K
	79 Chelford Rd	Detached	5	7	6	\$3,800K	\$3,939K
	204, 3 Concorde Pl	Condo	2	2	7	\$629K	\$705K
	301, 16 Dallimore Circ	Condo	1	1	15	\$348K	\$387K
14 April, 2017	3105, 181 Wynford Dr	Condo	1	1	1	\$349K	\$400K
17 April, 2017	5 Alderdale Crt	Detached	4	4	11	\$2,489K	\$2,700K
18 April, 2017	3 Sagewood Dr	Detached	4	5	6	\$3,898K	\$4,505K
	7 Bramble Dr	Detached	4	4	12	\$3,299K	\$3,200K
	19 Ashgrove Pl	Detached	3	2	7	\$1,499K	\$1,850K
	30 Dutch Myrtle Way	Townhouse	3	3	7	\$749K	\$950K
	426, 255 The Donway W	Condo	2	2	6	\$495K	\$600K
19 April, 2017	708, 75 The Donway Way W	Condo	1	1	1	\$388K	\$390K
20 April, 2017	82 Larkfield Dr	Detached	5	5	1	\$4,100K	\$4,500K
	124, 120 Dallimore Circ	Condo	1	1	39	\$358K	\$332K
	202 Banbury Rd	Detached	4	4	1	\$2,489K	\$3,200K
21 April, 2017	231 David Dunlap Circ	Townhouse	3	3	17	\$959K	\$1,093K
	709, 18 Concorde Pl	Condo	2	2	9	\$540K	\$605K
22 April, 2017	50 Leacroft Cres	Detached	5	7	23	\$4,790K	\$4,689K
23 April, 2017	35 Longwood Dr	Detached	3	3	5	\$2,380K	\$2,500K
	314, 215 The Donway West	Condo	2	2	6	\$849K	\$917K
24 April, 2017	8 Abbeywood Tr	Detached	5	4	5	\$2,595K	\$3,237K
	26 Woodcliff Pl	Detached	3	2	5	\$1,595K	\$1,570K
	31 Sanderling Pl	Detached	3	2	5	\$1,328K	\$1,420K
	202, 7 Concorde Pl	Condo	2	2	5	\$439K	\$450K
	265 Banbury Rd	Detached	4	3	6	\$1,789K	\$2,262K
	412, 1105 Leslie St	Condo	1	1	8	\$329K	\$390K
	3706, 5 Concorde Pl	Condo	1	1	9	\$349K	\$402K

Data

Month, Day, Year of Sold Date	Address1	Property Type	Bedrooms	Washrooms	Days on the Market	List Price	Sold Price
25 April, 2017	3 Sandalwood Pl	Detached	3	1	7	\$1,188K	\$1,550K
	40 Rippleton Rd	Detached	4	3	5	\$1,999K	\$2,650K
	414, 1200 Don Mills Rd	Condo	2	2	13	\$589K	\$602K
	605, 75 The Donway West	Condo	0	1	7	\$288K	\$295K
	708, 1105 Leslie St	Condo	1	1	5	\$360K	\$455K
	729, 205 The Donway W	Condo	2	2	5	\$550K	\$585K
26 April, 2017	19 Woodcliff Pl	Detached	3	3	7	\$1,395K	\$1,390K
	58 Broadpath Rd	Townhouse	3	2	2	\$708K	\$708K
	71 David Dunlap Circ	Townhouse	3	3	6	\$855K	\$1,125K
	303, 1200 Don Mills Rd	Condo	1	1	8	\$349K	\$365K
	326, 1210 Don Mills Rd	Condo	2	2	2	\$950K	\$1,110K
	421, 120 Dallimore Circ	Condo	1	1	10	\$350K	\$360K
	2503, 3 Concorde Pl	Condo	3	3	17	\$899K	\$1,110K
27 April, 2017	66 Dutch Myrtleway	Townhouse	3	4	7	\$729K	\$855K
	604, 120 Dallimore Circ	Condo	1	1	2	\$350K	\$349K
28 April, 2017	26 Longwood Dr	Detached	4	4	8	\$2,688K	\$3,318K
	88 Dallimore Circ	Townhouse	3	4	0	\$1,125K	\$1,080K
	703, 1101 Leslie St	Condo	2	2	3	\$730K	\$813K
1 May, 2017	6 Caravan Dr	Detached	4	4	0	\$2,298K	\$2,350K
	222, 120 Dallimore Circ	Condo	2	2	7	\$390K	\$453K
	311, 1210 Don Mills Rd	Condo	2	2	7	\$700K	\$835K
2 May, 2017	71 Dutch Myrtle Way	Townhouse	3	4	6	\$749K	\$873K
	1007, 1101 Leslie St	Condo	1	1	14	\$369K	\$388K
3 May, 2017	102, 245 The Donway W	Condo	2	2	13	\$499K	\$488K
	304, 16 Dallimore Circ	Condo	2	2	7	\$569K	\$579K
	1502, 3 Concorde Pl	Condo	2	2	13	\$998K	\$988K
4 May, 2017	2 Sandalwood Pl	Detached	2	2	8	\$1,895K	\$2,089K
	15 Greengate Rd	Detached	4	6	2	\$3,895K	\$4,200K

Data

Month, Day, Year of Sold Date	Address1	Property Type	Bedrooms	Washrooms	Days on the Market	List Price	Sold Price
4 May, 2017	407, 75 The Donway W	Condo	1	1	15	\$400K	\$427K
	527, 255 The Donway W	Condo	2	2	7	\$585K	\$703K
	903, 18 Concorde Pl	Condo	2	2	1	\$588K	\$650K
5 May, 2017	606, 18 Concorde Pl	Condo	2	2	14	\$595K	\$656K
	717, 1200 Don Mills Rd	Condo	2	2	2	\$998K	\$1,450K
	2206, 75 Wynford Heights Cres	Condo	3	2	23	\$895K	\$880K
8 May, 2017	10 Norden Cres	Detached	4	6	20	\$2,888K	\$2,949K
	2604, 3 Concorde Pl	Condo	2	2	5	\$829K	\$840K
9 May, 2017	Ph05, 16 Dallimore Circ	Condo	1	1	10	\$368K	\$423K
10 May, 2017	25 Woodcliff Pl	Detached	3	3	7	\$1,699K	\$1,960K
	204 Banbury Rd	Detached	4	5	7	\$2,888K	\$2,680K
	524, 120 Dallimore Circ	Condo	2	2	11	\$418K	\$440K
	1510, 5 Concorde Pl	Condo	1	1	21	\$320K	\$360K
	2901, 3 Concorde Pl	Condo	2	2	7	\$689K	\$852K
11 May, 2017	59 David Dunlap Circ	Townhouse	3	3	2	\$900K	\$1,125K
	125 Dallimore Circ	Townhouse	3	4	9	\$1,118K	\$1,050K
	307, 1103 Leslie St	Condo	2	2	14	\$518K	\$520K
	513, 245 The Donway W	Condo	2	2	0	\$688K	\$710K
	530, 205 The Donway W	Condo	1	1	7	\$339K	\$378K
	2501, 3 Concorde Pl	Condo	2	2	8	\$699K	\$745K
12 May, 2017	1307, 75 The Donway W	Condo	1	1	4	\$389K	\$425K
14 May, 2017	718, 120 Dallimore Circ	Condo	2	2	10	\$389K	\$400K
	Lc5, 18 Concorde Pl	Condo	2	2	2	\$515K	\$630K
15 May, 2017	45 Abbeywood Tr	Detached	4	4	4	\$3,400K	\$3,000K
	64 Norden Cres	Detached	4	5	7	\$1,990K	\$2,218K
	808, 1103 Leslie St	Condo	2	2	39	\$459K	\$430K
16 May, 2017	1410, 5 Concorde Pl	Condo	1	1	12	\$330K	\$345K
	2205, 7 Concorde Pl	Condo	2	2	7	\$574K	\$660K

Data

Month, Day, Year of Sold Date	Address1	Property Type	Bedrooms	Washrooms	Days on the Market	List Price	Sold Price
17 May, 2017	1212, 75 The Donway W	Condo	1	2	22	\$499K	\$499K
	1803, 135 Wynford Dr	Condo	2	2	19	\$560K	\$560K
18 May, 2017	19 Sandalwood Pl	Detached	3	3	8	\$1,590K	\$1,740K
	109, 16 Dallimore Circ	Condo	1	1	8	\$368K	\$380K
19 May, 2017	509, 99 The Donway W	Condo	1	1	10	\$469K	\$463K
	1210, 75 The Donway W	Condo	2	2	50	\$660K	\$640K
20 May, 2017	418, 120 Dallimore Circ	Condo	2	2	16	\$395K	\$395K
23 May, 2017	2003, 5 Concorde Pl	Condo	1	1	10	\$318K	\$380K
24 May, 2017	607, 1103 Leslie St	Condo	2	2	22	\$529K	\$540K
	608, 75 The Donway W	Condo	1	1	6	\$400K	\$407K
25 May, 2017	95 Post Rd	Detached	4	6	2	\$6,488K	\$6,800K
	3102, 181 Wynford Dr	Condo	2	2	14	\$529K	\$510K
26 May, 2017	413, 245 The Donway West	Condo	2	2	4	\$589K	\$705K
27 May, 2017	2704, 7 Concorde Pl	Condo	1	1	2	\$330K	\$375K
29 May, 2017	17 Barrydale Cres	Detached	5	4	13	\$3,488K	\$3,200K
	317, 205 The Donway W	Condo	2	2	6	\$535K	\$547K
	907, 75 Wynford Heights Cres	Condo	2	2	6	\$589K	\$589K
30 May, 2017	131 Duncairn Rd, Toronto	Detached	4	3	6	\$1,898K	\$1,898K
	1601, 7 Concorde Pl	Condo	2	2	4	\$445K	\$438K
	2410, 5 Concorde Pl	Condo	1	1	4	\$325K	\$365K
31 May, 2017	120 Abbeywood Tr	Detached	4	4	7	\$1,895K	\$2,380K
	820, 18 Concorde Pl	Condo	1	1	6	\$319K	\$330K
2 June, 2017	112, 7 Concorde Pl	Condo	1	1	2	\$320K	\$319K
	412, 75 The Donway W	Condo	1	2	28	\$480K	\$475K
	1310, 75 The Donway Way W	Condo	1	2	8	\$478K	\$471K
3 June, 2017	70 David Dunlap Circ	Townhouse	3	3	3	\$1,188K	\$1,135K
5 June, 2017	21 Fordham Pl	Detached	3	1	7	\$1,588K	\$1,800K
	2805, 181 Wynford Dr	Condo	1	1	13	\$410K	\$399K

Data

Month, Day, Year of Sold Date	Address1	Property Type	Bedrooms	Washrooms	Days on the Market	List Price	Sold Price
6 June, 2017	7 Abbeywood Tr	Detached	4	4	7	\$2,289K	\$2,888K
	11 Caravan Dr	Detached	4	4	6	\$2,448K	\$2,450K
	20 Apollo Dr	Detached	4	3	5	\$2,389K	\$2,200K
	1911, 5 Concorde Pl	Condo	2	2	17	\$398K	\$485K
7 June, 2017	42 Plateau Cres	Semi-Detached	3	2	2	\$1,200K	\$1,200K
	51 Broadleaf Rd	Semi-Detached	3	2	8	\$849K	\$1,171K
	105 Southill Dr	Townhouse	3	1	9	\$700K	\$727K
	720, 1200 Don Mills Rd	Condo	2	3	15	\$995K	\$940K
8 June, 2017	69 Dutch Myrtle Way	Townhouse	3	4	36	\$820K	\$770K
	1407, 75 The Donway W	Condo	1	1	28	\$450K	\$430K
	2101, 181 Wynford Dr	Condo	1	1	10	\$370K	\$360K
9 June, 2017	9 Norden Cres	Detached	3	2	1	\$1,795K	\$1,800K
12 June, 2017	7 Sagewood Dr	Detached	4	5	6	\$3,600K	\$3,775K
	19 Broadleaf Rd	Detached	3	2	12	\$1,588K	\$1,530K
13 June, 2017	129, 120 Dallimore Circ	Condo	1	1	4	\$300K	\$295K
14 June, 2017	226, 1210 Don Mills Rd	Condo	2	2	2	\$675K	\$720K
	912, 75 The Donway W Rd	Condo	1	2	8	\$465K	\$475K
15 June, 2017	617, 1200 Don Mills Rd	Condo	2	2	8	\$1,395K	\$1,500K
	626, 18 Concorde Pl	Condo	2	2	35	\$550K	\$551K
	Uc9, 18 Concorde Pl	Condo	2	2	7	\$410K	\$475K
17 June, 2017	121 Southill Dr	Townhouse	3	2	10	\$749K	\$742K
	1003, 1 Concorde Pl	Condo	2	3	5	\$1,100K	\$1,130K
20 June, 2017	10 Bamboo Grve	Detached	5	4	4	\$2,599K	\$2,460K
	510, 120 Dallimore Circ	Condo	1	1	6	\$289K	\$352K
21 June, 2017	212, 7 Concorde Pl	Condo	1	1	6	\$339K	\$340K
	406, 205 The Donway Rd W	Condo	2	2	9	\$510K	\$502K
22 June, 2017	212, 215 The Donway W	Condo	2	2	9	\$850K	\$875K
	3508, 7 Concorde Pl	Condo	2	2	6	\$450K	\$463K

Data

Month, Day, Year of Sold Date	Address1	Property Type	Bedrooms	Washrooms	Days on the Market	List Price	Sold Price
23 June, 2017	28 Preakness Dr	Semi-Detached	4	5	25	\$1,800K	\$1,700K
	205, 205 The Donway W	Condo	1	1	2	\$398K	\$408K
	1009, 181 Wynford Dr	Condo	2	2	19	\$449K	\$449K
	1701, 5 Concorde Pl	Condo	2	2	2	\$550K	\$525K
25 June, 2017	3 Hemford Cres	Detached	3	2	10	\$1,500K	\$1,500K
27 June, 2017	108, 1210 Don Mills Rd	Condo	2	2	13	\$599K	\$715K
	1002, 75 The Donway West Way	Condo	0	1	19	\$318K	\$302K
28 June, 2017	#512, 18 Concorde Pl	Condo	2	2	8	\$728K	\$715K
29 June, 2017	803, 1103 Leslie St	Condo	2	2	24	\$459K	\$431K
1 July, 2017	220, 120 Dallimore Circ	Condo	1	1	4	\$329K	\$354K
2 July, 2017	303, 120 Dallimore Circ	Condo	1	1	4	\$322K	\$351K
4 July, 2017	2705, 181 Wynford Dr	Condo	1	1	14	\$388K	\$380K
9 July, 2017	1505, 181 Wynford Dr	Condo	1	1	3	\$390K	\$400K
10 July, 2017	1205, 75 The Donway West Way	Condo	0	1	5	\$295K	\$293K
12 July, 2017	306, 801 Lawrence Ave E	Condo	2	2	8	\$500K	\$551K
13 July, 2017	19 Cora Urbel Way	Townhouse	3	3	10	\$929K	\$1,220K
14 July, 2017	6 Legato Crt	Detached	3	2	19	\$1,389K	\$1,255K
	1205, 1103 Leslie St	Condo	2	2	3	\$495K	\$465K
	3103, 7 Concorde Pl	Condo	1	1	8	\$369K	\$363K
18 July, 2017	47 Leacock Cres	Detached	4	4	47	\$1,899K	\$1,870K
19 July, 2017	22 Woodcliff Pl	Detached	3	2	23	\$1,499K	\$1,200K
	310, 215 The Donway W	Condo	2	2	24	\$659K	\$640K
	313, 99 The Donway W	Condo	1	1	30	\$389K	\$375K
23 July, 2017	503, 85 The Donway W	Condo	1	1	6	\$440K	\$430K
	1006, 75 The Donway St W	Condo	1	1	34	\$470K	\$435K
25 July, 2017	1105, 75 The Donway West Ave	Condo	0	1	22	\$308K	\$295K
27 July, 2017	19 Sagewood Dr	Detached	4	4	43	\$2,498K	\$2,400K
	Uc-2, 18 Concorde Pl	Condo	1	2	2	\$400K	\$410K

Data

Month, Day, Year of Sold Date	Address1	Property Type	Bedrooms	Washrooms	Days on the Market	List Price	Sold Price
28 July, 2017	419, 120 Dallimore Circ	Condo	2	2	64	\$430K	\$420K
1 August, 2017	79 Ames Circ	Detached	4	3	78	\$2,399K	\$2,200K
2 August, 2017	27 Kimloch Cres	Detached	5	4	9	\$1,999K	\$2,390K
3 August, 2017	108 Abbeywood Tr	Detached	4	4	42	\$2,238K	\$2,125K
	801, 135 Wynford Dr	Condo	2	2	14	\$469K	\$440K
	1901, 133 Wynford Dr	Condo	2	2	15	\$450K	\$440K
4 August, 2017	509, 215 The Donway W Way	Condo	2	2	8	\$635K	\$623K
	1706, 133 Wynford Dr W	Condo	2	2	29	\$580K	\$565K
8 August, 2017	220, 120 Dallimore Circ	Condo	1	1	8	\$359K	\$371K
10 August, 2017	305, 1103 Leslie St	Condo	2	2	1	\$465K	\$463K
15 August, 2017	95 Denlow Blvd	Detached	5	4	46	\$2,799K	\$2,675K
16 August, 2017	1208, 135 Wynford Dr	Condo	2	2	27	\$480K	\$475K
18 August, 2017	1403, 75 The Donway Way W	Condo	1	2	18	\$490K	\$485K
	#813, 75 The Donway W	Condo	1	1	28	\$400K	\$385K
20 August, 2017	1109, 75 The Donway W	Condo	1	1	19	\$435K	\$415K
23 August, 2017	40 Larkfield Dr	Detached	3	3	48	\$2,289K	\$1,990K
26 August, 2017	77 Denlow Blvd	Detached	5	4	12	\$2,589K	\$2,468K
27 August, 2017	105, 133 Wynford Dr	Condo	1	1	2	\$395K	\$416K
28 August, 2017	67 Denlow Blvd	Detached	4	4	6	\$2,500K	\$2,551K
31 August, 2017	710, 75 The Donway W	Condo	2	2	9	\$699K	\$692K
1 September, 2017	402, 1103 Leslie St	Condo	1	1	18	\$375K	\$375K
3 September, 2017	2003, 181 Wynford Dr	Condo	2	2	3	\$490K	\$478K
5 September, 2017	5 Paperbirch Dr	Detached	4	6	21	\$3,288K	\$3,050K
	2201, 181 Wynford Dr	Condo	1	1	3	\$369K	\$358K
8 September, 2017	43 Moccasin Tr	Semi-Detached	3	2	4	\$988K	\$960K
	1606, 135 Wynford Dr	Condo	3	3	34	\$820K	\$775K
14 September, 2017	304, 1101 Leslie St	Condo	2	2	9	\$569K	\$548K
	503, 75 The Donway Way W	Condo	1	2	27	\$473K	\$472K

Data

Month, Day, Year of Sold Date	Address1	Property Type	Bedrooms	Washrooms	Days on the Market	List Price	Sold Price
15 September, 2017	8 Wetherfield Pl	Detached	4	5	10	\$2,550K	\$2,438K
	124, 120 Dallimore Circ	Condo	1	1	38	\$318K	\$308K
	2411, 7 Concorde Pl	Condo	1	1	7	\$399K	\$385K
16 September, 2017	408, 133 Wynford Dr	Condo	2	2	59	\$449K	\$440K
19 September, 2017	43 Stonedale Plwy	Townhouse	3	3	18	\$1,098K	\$1,005K
	407, 1210 Don Mills Rd	Condo	2	2	5	\$835K	\$846K
20 September, 2017	1507, 181 Wynford Dr	Condo	2	2	42	\$600K	\$595K
21 September, 2017	5 Denewood Cres	Detached	5	9	36	\$7,580K	\$6,880K
	616, 1210 Don Mills Rd	Condo	3	2	55	\$1,199K	\$950K
	1507, 1105 Leslie St	Condo	1	1	1	\$499K	\$496K
22 September, 2017	231, 205 The Donway W	Condo	1	1	11	\$365K	\$362K
	405, 135 Wynford Dr	Condo	1	1	4	\$400K	\$405K
24 September, 2017	430, 205 The Donway W	Condo	1	1	3	\$370K	\$370K
25 September, 2017	33 Preakness Dr	Townhouse	3	4	7	\$1,488K	\$1,491K
26 September, 2017	23 Ternhill Cres	Detached	3	2	8	\$1,349K	\$1,325K
	3501, 5 Concorde Pl	Condo	2	2	1	\$589K	\$580K
27 September, 2017	701, 7 Concorde Pl	Condo	2	4	9	\$438K	\$410K
28 September, 2017	27 Denlow Blvd	Detached	7	4	14	\$2,680K	\$2,635K
	302, 181 Wynford Dr	Condo	2	2	3	\$469K	\$470K
	409, 85 The Donway W	Condo	1	1	7	\$470K	\$455K
1 October, 2017	24 Foxden Rd	Semi-Detached	3	2	5	\$979K	\$1,030K
2 October, 2017	1805, 5 Concorde Pl	Condo	2	2	4	\$575K	\$570K
4 October, 2017	14 Burdock Lane	Townhouse	3	2	14	\$736K	\$726K
	Ph 104, 133 Wynford Dr	Condo	2	2	28	\$800K	\$755K
5 October, 2017	131 Duncairn Rd	Detached	4	3	7	\$1,499K	\$1,810K
	410, 205 The Donway West	Condo	1	1	1	\$399K	\$410K
	1104, 5 Concorde Pl W	Condo	1	1	68	\$389K	\$373K
6 October, 2017	118, 205 The Donway W	Condo	1	1	7	\$413K	\$410K

Data

Month, Day, Year of Sold Date	Address1	Property Type	Bedrooms	Washrooms	Days on the Market	List Price	Sold Price
7 October, 2017	14 Torryburn Pl	Detached	3	3	9	\$1,398K	\$1,400K
	46 Cottonwood Dr	Townhouse	2	2	32	\$738K	\$715K
11 October, 2017	45 Ternhill Cres	Detached	3	2	36	\$1,350K	\$1,300K
	110, 205 The Donway W	Condo	1	1	22	\$429K	\$430K
12 October, 2017	709, 5 Concorde Pl	Condo	1	1	8	\$340K	\$342K
	906, 7 Concorde Pl	Condo	1	1	6	\$393K	\$389K
13 October, 2017	21 Cora Urbel Way	Townhouse	3	4	17	\$1,288K	\$1,240K
	202, 5 Concorde Pl	Condo	1	2	16	\$378K	\$370K
14 October, 2017	109, 245 The Donway Way W	Condo	2	2	8	\$649K	\$613K
	701, 1200 Don Mills Rd	Condo	2	2	4	\$899K	\$900K
16 October, 2017	92 Cottonwood Dr	Detached	3	2	6	\$1,199K	\$1,360K
	507, 75 The Donway W	Condo	1	1	6	\$415K	\$418K
17 October, 2017	102, 245 The Donway W	Condo	2	2	6	\$599K	\$680K
18 October, 2017	17 Talwood Dr	Detached	3	3	21	\$2,389K	\$2,350K
19 October, 2017	26 David Dunlap Circ	Townhouse	3	3	162	\$1,135K	\$1,100K
	1301, 7 Concorde Pl	Condo	2	2	14	\$485K	\$478K
21 October, 2017	2302, 5 Concorde Pl	Condo	1	2	20	\$420K	\$410K
22 October, 2017	1001, 5 Concorde Pl	Condo	2	2	6	\$599K	\$590K
	1504, 135 Wynford Dr	Condo	3	2	20	\$649K	\$655K
23 October, 2017	206, 181 Wynford Dr	Condo	1	1	21	\$400K	\$400K
24 October, 2017	606, 85 The Donway W	Condo	1	1	47	\$440K	\$429K
25 October, 2017	20 Farmcote Rd	Detached	3	2	36	\$1,638K	\$1,525K
26 October, 2017	102, 75 The Donway West St W	Condo	1	1	44	\$419K	\$416K
27 October, 2017	45 Broadleaf Rd	Detached	4	5	30	\$2,389K	\$2,245K
	1210, 75 The Donway W	Condo	2	2	16	\$690K	\$680K
29 October, 2017	724, 205 The Donway W	Condo	1	1	3	\$419K	\$419K
31 October, 2017	10 Wren Crt	Semi-Detached	3	2	82	\$1,250K	\$1,225K
	25 Birchbank Lane	Townhouse	3	3	41	\$1,049K	\$995K

Data

Month, Day, Year of Sold Date	Address1	Property Type	Bedrooms	Washrooms	Days on the Market	List Price	Sold Price
31 October, 2017	522, 255 The Donway W	Condo	2	2	6	\$658K	\$652K
2 November, 2017	2408, 5 Concorde Pl	Condo	2	2	3	\$469K	\$480K
3 November, 2017	625, 1210 Don Mills Rd	Condo	1	1	23	\$459K	\$450K
5 November, 2017	1705, 181 Wynford Dr	Condo	1	1	3	\$420K	\$421K
6 November, 2017	22 Kirkdale Cres	Detached	3	2	19	\$1,999K	\$1,930K
	102, 120 Dallimore Circ	Condo	1	2	16	\$390K	\$383K
8 November, 2017	310, 75 The Donway West Dr	Condo	2	2	16	\$680K	\$667K
9 November, 2017	603, 18 Concorde Pl	Condo	1	2	3	\$400K	\$420K
10 November, 2017	606, 75 Wynford Heights Cres	Condo	2	2	37	\$565K	\$535K
11 November, 2017	421, 1210 Don Mills Rd	Condo	2	2	33	\$650K	\$630K
12 November, 2017	613, 205 The Donway W	Condo	1	1	3	\$449K	\$454K
14 November, 2017	814, 120 Dallimore Circ	Condo	1	2	5	\$419K	\$405K
	1903, 1 Concorde Pl	Condo	2	3	16	\$1,089K	\$1,100K
15 November, 2017	2506, 05 Concorde Pl N	Condo	1	1	34	\$395K	\$393K
	2110, 5 Concorde Pl	Condo	1	1	28	\$363K	\$360K
18 November, 2017	209, 7 Concorde Pl	Condo	1	1	10	\$359K	\$350K
21 November, 2017	9 Sonata Cres	Detached	4	5	11	\$2,877K	\$2,850K
	T09, 16 Dallimore Circ	Condo	1	1	5	\$429K	\$420K
22 November, 2017	56 Cottonwood Dr	Townhouse	2	2	8	\$739K	\$732K
	201, 5 Concorde Pl	Condo	2	2	29	\$500K	\$475K
	1506, 181 Wynford Dr	Condo	1	1	5	\$419K	\$419K
	3311, 7 Concorde Pl	Condo	1	1	47	\$396K	\$390K
24 November, 2017	3 Duncairn Rd	Detached	3	2	0	\$1,488K	\$1,480K
	413, 99 The Donway West	Condo	1	1	10	\$380K	\$380K
27 November, 2017	305, 99 The Donway West	Condo	1	2	5	\$440K	\$435K
30 November, 2017	419, 99 The Donway W	Condo	1	1	1	\$385K	\$385K
1 December, 2017	610, 16 Dallimore Circ	Condo	1	1	8	\$469K	\$463K
	723, 1200 Don Mills Rd	Condo	2	2	44	\$799K	\$770K

Data

Month, Day, Year of Sold Date	Address1	Property Type	Bedrooms	Washrooms	Days on the Market	List Price	Sold Price
5 December, 2017	Ph05, 1105 Leslie St	Condo	2	2	6	\$869K	\$920K
7 December, 2017	6 Winchfield Pl	Detached	5	8	34	\$5,499K	\$5,000K
	111, 215 The Donway W	Condo	2	2	14	\$828K	\$815K
9 December, 2017	1010, 75 The Donway W	Condo	2	2	5	\$710K	\$675K
10 December, 2017	418, 1210 Don Mills Rd	Condo	1	1	6	\$496K	\$476K
11 December, 2017	3707, 5 Concorde Pl	Condo	2	2	25	\$450K	\$470K
12 December, 2017	415, 16 Dallimore Circ	Condo	2	2	57	\$549K	\$540K
20 December, 2017	203, 245 The Donway W	Condo	2	2	45	\$619K	\$589K
21 December, 2017	307, 801 Lawrence Ave E	Condo	2	2	43	\$499K	\$481K
22 December, 2017	311, 7 Concorde Pl	Condo	1	1	11	\$380K	\$385K
	1712, 7 Concorde Pl	Condo	1	1	14	\$388K	\$375K
27 December, 2017	46 Cosmic Dr	Detached	5	3	6	\$2,199K	\$2,010K
	415, 99 The Donway W	Condo	1	1	22	\$500K	\$490K
29 December, 2017	205, 225 The Donway W	Condo	2	2	32	\$1,298K	\$1,240K
11 January, 2018	506, 205 The Donway Way W	Condo	2	2	69	\$529K	\$525K
12 January, 2018	525, 1210 Don Mills Rd	Condo	2	2	43	\$600K	\$600K
15 January, 2018	75 David Dunlap Circ	Townhouse	4	3	38	\$1,150K	\$1,110K
18 January, 2018	311, 245 The Donway W	Condo	2	2	42	\$695K	\$669K
19 January, 2018	16 Legato Crt	Detached	3	3	69	\$1,598K	\$1,508K
	211, 16 Dallimore Circ	Condo	2	2	46	\$510K	\$495K
22 January, 2018	11 Dutch Myrtle Way	Townhouse	3	4	67	\$755K	\$715K
24 January, 2018	5 Moccasin Tr	Detached	3	2	92	\$1,385K	\$1,330K
25 January, 2018	46 Caravan Dr	Detached	3	3	0	\$2,680K	\$2,580K
30 January, 2018	405, 85 The Donway W	Condo	2	3	7	\$925K	\$905K
2 February, 2018	1603, 75 Wynford Heights Cres	Condo	3	2	35	\$729K	\$695K
7 February, 2018	3401, 181 Wynford Dr	Condo	2	3	7	\$770K	\$780K
8 February, 2018	520, 120 Dallimore Circ	Condo	1	1	20	\$390K	\$390K
	524, 205 The Don Way W	Condo	1	1	17	\$459K	\$427K

Data

Month, Day, Year of Sold Date	Address1	Property Type	Bedrooms	Washrooms	Days on the Market	List Price	Sold Price
9 February, 2018	908, 99 The Donway W	Condo	2	2	42	\$729K	\$720K
10 February, 2018	168 Dallimore Circ	Townhouse	3	3	2	\$979K	\$951K
13 February, 2018	1902, 3 Concorde Pl	Condo	2	2	4	\$980K	\$980K
14 February, 2018	1712, 7 Concorde Pl	Condo	1	1	13	\$388K	\$380K
17 February, 2018	629, 120 Dallimore Circ	Condo	1	1	23	\$335K	\$335K
24 February, 2018	12 Farmcote Rd	Detached	3	3	34	\$1,595K	\$1,475K
27 February, 2018	1110, 5 Concorde Pl	Condo	1	1	7	\$350K	\$384K
1 March, 2018	908, 133 Wynford Dr	Condo	2	2	16	\$559K	\$552K
3 March, 2018	901, 75 The Don Way W	Condo	1	1	8	\$440K	\$420K
6 March, 2018	101, 225 The Donway W	Condo	3	3	39	\$1,550K	\$1,485K
	143 Abbeywood Tr	Detached	4	3	22	\$2,490K	\$2,348K
	506, 1105 Leslie St	Condo	1	1	4	\$499K	\$493K
8 March, 2018	214, 1200 Don Mills Rd	Condo	2	2	3	\$525K	\$525K
	3111, 7 Concorde Pl	Condo	1	1	15	\$400K	\$435K
9 March, 2018	308, 1200 Don Mills Rd	Condo	2	2	32	\$625K	\$615K
10 March, 2018	410, 120 Dallimore Circ	Condo	1	1	7	\$360K	\$360K
12 March, 2018	38 Crossburn Dr	Detached	3	2	4	\$1,589K	\$1,580K
13 March, 2018	39 Chelford Rd	Detached	5	6	12	\$3,688K	\$3,530K
	208, 99 The Donway W	Condo	1	1	32	\$470K	\$460K
	2302, 181 Wynford Dr	Condo	2	2	6	\$480K	\$503K
14 March, 2018	309, 18 Concorde Pl	Condo	2	2	29	\$600K	\$580K
	716, 18 Concorde Pl	Condo	2	2	2	\$610K	\$610K
	921, 120 Dallimore Circ	Condo	1	1	1	\$407K	\$405K
	2805, 7 Concorde Pl	Condo	2	2	18	\$630K	\$630K
15 March, 2018	403, 1210 Don Mills Rd	Condo	2	2	22	\$625K	\$610K
	616, 99 The Donway Rd W	Condo	1	1	15	\$454K	\$443K
18 March, 2018	5 Canfield Pl	Detached	4	7	22	\$2,999K	\$2,750K
	408, 1200 Don Mills Rd	Condo	2	2	40	\$600K	\$565K

Data

Month, Day, Year of Sold Date	Address1	Property Type	Bedrooms	Washrooms	Days on the Market	List Price	Sold Price
19 March, 2018	238 David Dunlap Circ	Townhouse	3	3	11	\$999K	\$1,180K
	910, 75 The Donway W	Condo	2	2	3	\$710K	\$730K
20 March, 2018	5 Daleberry Pl	Detached	3	4	10	\$4,150K	\$4,050K
	408, 99 The Donway St W	Condo	2	2	48	\$687K	\$650K
21 March, 2018	829, 120 Dallimore Circ	Condo	1	1	9	\$340K	\$341K
23 March, 2018	524, 99 The Donway West	Condo	1	1	38	\$450K	\$435K
25 March, 2018	49 Overton Cres	Detached	3	1	50	\$1,340K	\$1,256K
26 March, 2018	18 Norden Cres	Detached	3	2	7	\$1,388K	\$1,350K
	519, 99 The Donway Blvd W	Condo	1	1	7	\$449K	\$451K
	2407, 7 Concorde Pl	Condo	2	2	4	\$530K	\$530K
27 March, 2018	127, 255 The Donway W	Condo	2	2	1	\$595K	\$575K
28 March, 2018	1408, 133 Wynford Dr	Condo	2	2	2	\$500K	\$510K
	Ph 925, 120 Dallimore Circ	Condo	1	1	18	\$389K	\$385K