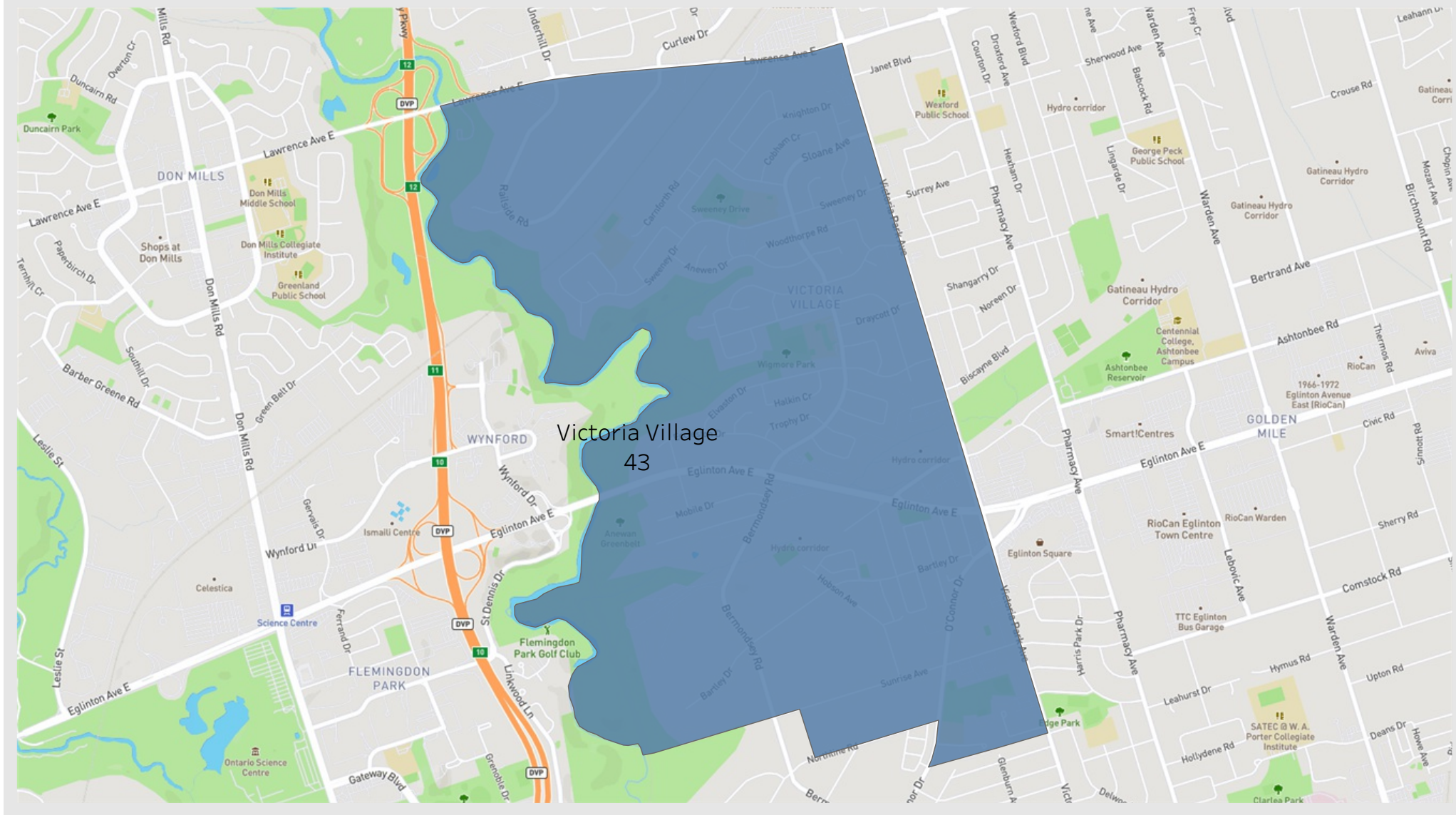
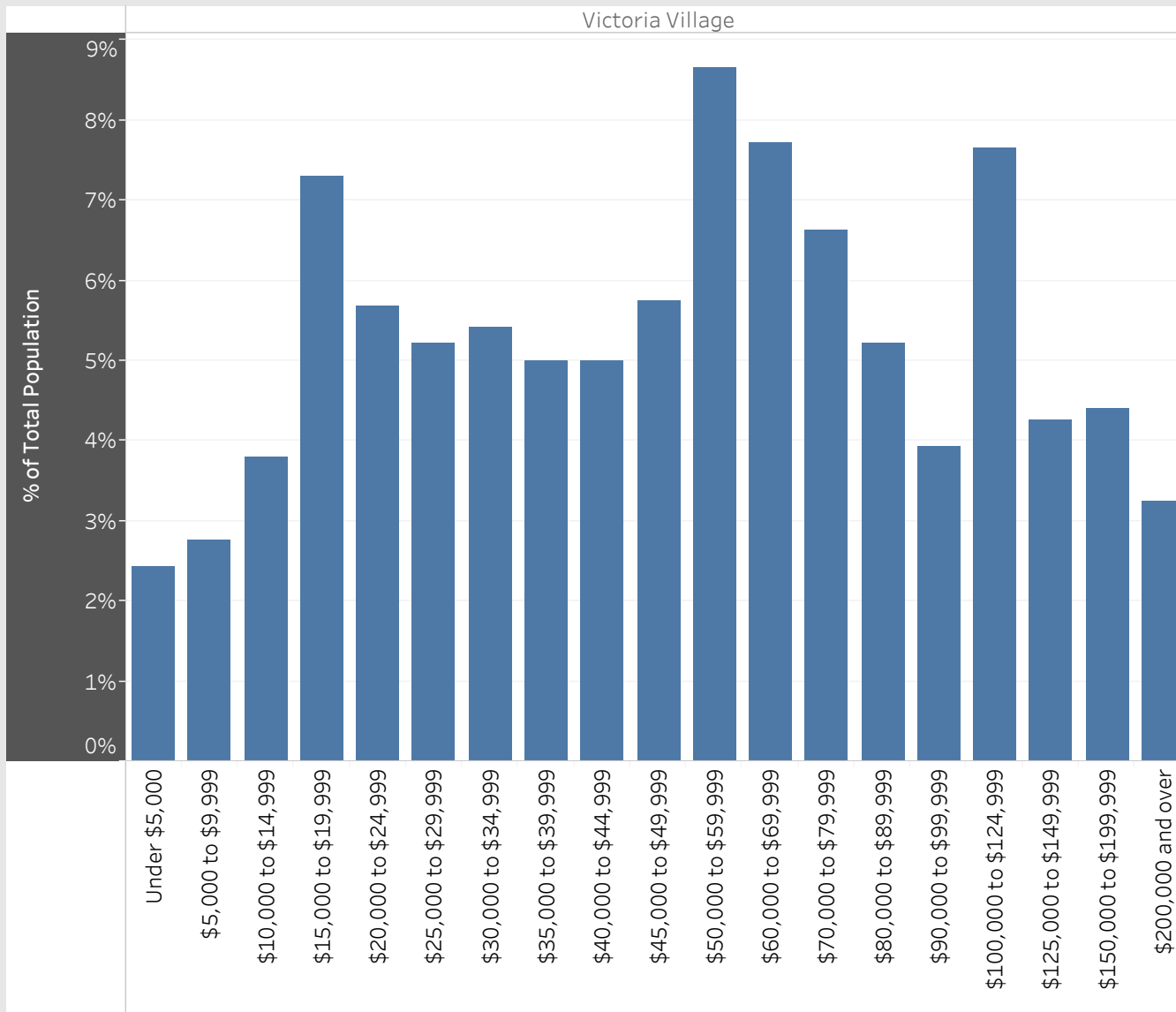


Victoria Village
Neighbourhood Breakdown
July 1st, 2015 - March 31st, 2018

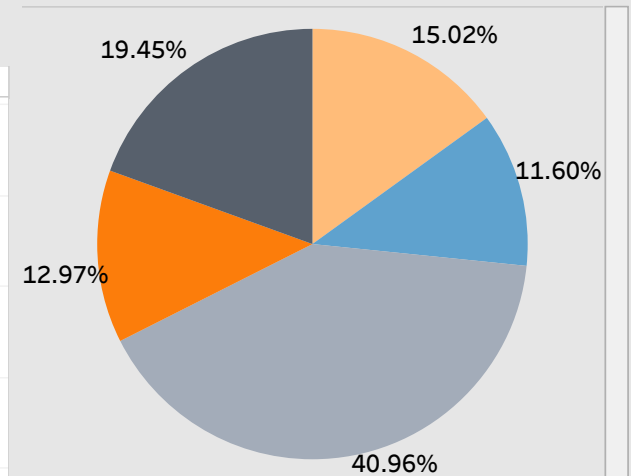


2016 StatsCan Data

Household Income in Victoria Village



Age

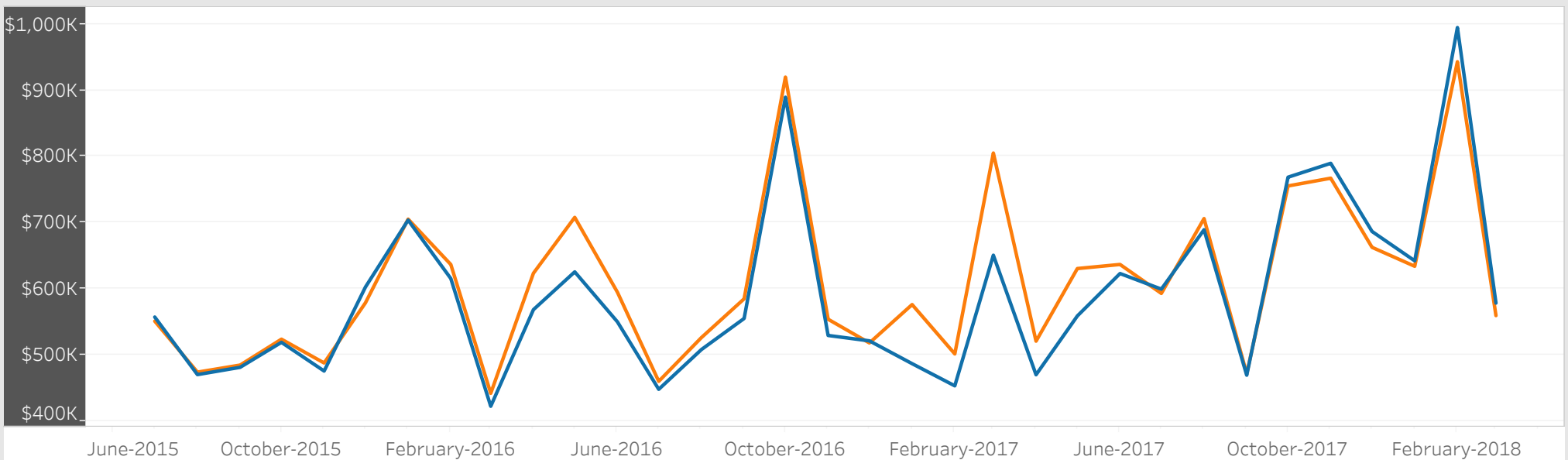


- Children (0-14 years)
- Youth (15-24 years)
- Working Age (25-54 years)
- Pre-retirement (55-64 years)
- Seniors (65+ years)

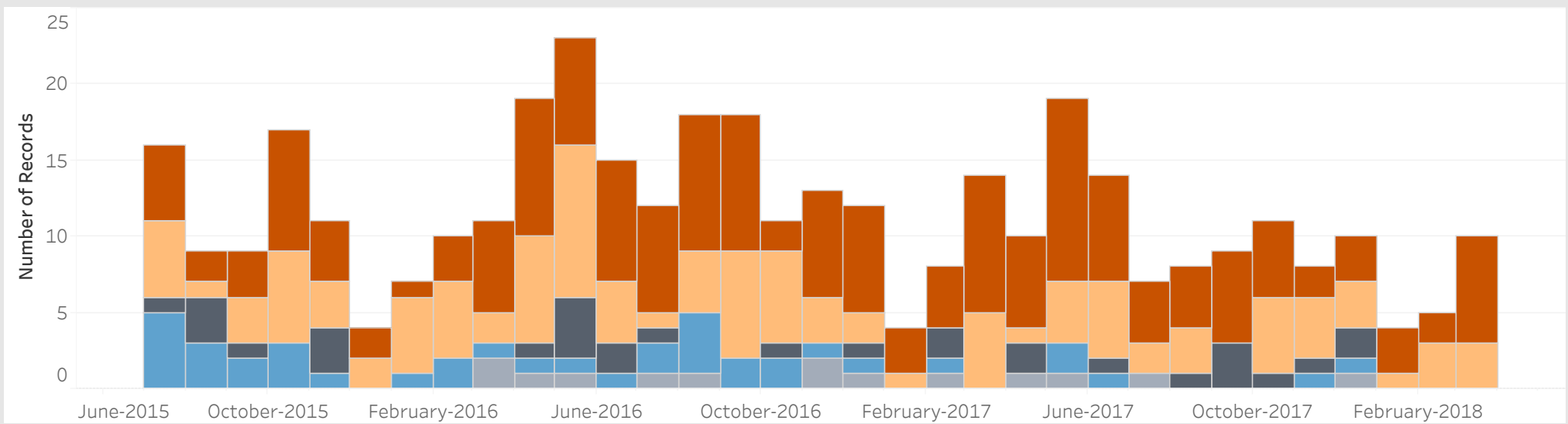
Visible Minorities

Not a visible minority	40.92%
South Asian	17.36%
Black	12.07%
Filipino	7.21%
Arab	6.22%
Chinese	4.25%
West Asian	4.19%
Latin American	2.50%
Multiple visible minorities	1.80%
Visible minority; n.i.e.	1.54%
Korean	0.93%
Southeast Asian	0.55%
Japanese	0.44%

Average Sold Price vs. Average Ask Price in Victoria Village



Properties Sold in Victoria Village by Month



Data

Month, Day, Year of Sold Date	Address1	Property Type	Bedrooms	Washrooms	Days on the Market	List Price	Sold Price
4 July, 2015	45 Bartley Dr, Toronto	Townhouse	3	3	6	\$570K	\$558K
	66 Sufi Cres, Toronto	Townhouse	3	3	18	\$500K	\$495K
5 July, 2015	722, 1720 Eglinton Ave, Toronto	Condo	2	1	74	\$240K	\$235K
6 July, 2015	44 Woodthorpe Rd, Toronto	Detached	4	2	55	\$829K	\$728K
12 July, 2015	219, 65 Cranborne Ave, Toronto	Townhouse	2	3	7	\$370K	\$430K
	1103, 1700 Eglinton Ave, Toronto	Condo	2	2	7	\$349K	\$360K
13 July, 2015	14 Trophy Dr, Toronto	Detached	3	2	8	\$750K	\$785K
	70 Murellen Cres, Toronto	Semi-Detached	4	2	15	\$569K	\$606K
	319, 1700 Eglinton Ave, Toronto	Condo	2	2	31	\$315K	\$311K
	919, 1700 Eglinton Ave, Toronto	Condo	2	2	40	\$307K	\$300K
15 July, 2015	157 Sloane Ave, Toronto	Detached	3	3	7	\$829K	\$832K
20 July, 2015	56 Sufi Cres, Toronto	Townhouse	3	4	36	\$541K	\$529K
22 July, 2015	45 Anewen Dr, Toronto	Detached	3	3	30	\$1,000K	\$966K
26 July, 2015	10 Tinder Cres, Toronto	Detached	4	2	34	\$780K	\$740K
28 July, 2015	3 Collip Pl, Toronto	Townhouse	4	3	62	\$725K	\$700K
29 July, 2015	503, 1730 Eglinton Ave, Toronto	Condo	1	1	14	\$242K	\$240K
2 August, 2015	308, 45 Sunrise Ave, Toronto	Condo	2	2	2	\$249K	\$245K
3 August, 2015	27 Murellen Cres, Toronto	Semi-Detached	4	2	34	\$619K	\$615K
5 August, 2015	64 Wyndcliffe Cres, Toronto	Semi-Detached	3	2	6	\$530K	\$545K
6 August, 2015	54 Tisdale Ave, Toronto	Townhouse	3	3	7	\$500K	\$522K
9 August, 2015	78 Knighton Dr, Toronto	Semi-Detached	4	3	35	\$555K	\$540K
17 August, 2015	40 Wigmore Dr, Toronto	Detached	3	2	7	\$690K	\$716K
18 August, 2015	119, 1496 Victoria Park Ave, Toronto	Townhouse	3	1	14	\$290K	\$275K
	203, 40 Sunrise Ave, Toronto	Condo	4	1	43	\$240K	\$238K
19 August, 2015	158 Bartley Dr, Toronto	Townhouse	3	3	7	\$559K	\$570K
7 September, 2015	202, 45 Sunrise Ave, Toronto	Condo	2	2	1	\$259K	\$256K
9 September, 2015	45 Murellen Cres, Toronto	Semi-Detached	4	2	13	\$549K	\$552K
15 September, 2015	45 Pinebrook Ave, Toronto	Detached	5	3	7	\$700K	\$731K

Data

Month, Day, Year of Sold Date	Address1	Property Type	Bedrooms	Washrooms	Days on the Market	List Price	Sold Price
17 September, 2015	18 Lantana Crt, Toronto	Detached	4	2	9	\$750K	\$740K
18 September, 2015	716, 1720 Eglinton Ave, Toronto	Condo	2	2	27	\$305K	\$300K
20 September, 2015	620, 1720 Eglinton Ave, Toronto	Condo	2	3	4	\$349K	\$349K
23 September, 2015	124, 1496 Victoria Park Ave, Toronto	Townhouse	3	1	30	\$280K	\$275K
	223, 1837 Eglinton Ave, Toronto	Townhouse	2	3	15	\$399K	\$399K
28 September, 2015	34 Tinder Cres, Toronto	Detached	3	2	14	\$740K	\$759K
1 October, 2015	6 Cragmuir Crt, Toronto	Detached	3	2	22	\$799K	\$798K
	1206, 1700 Eglinton Ave, Toronto	Condo	2	2	28	\$319K	\$310K
3 October, 2015	706, 45 Sunrise Ave, Toronto	Condo	2	1	18	\$217K	\$214K
5 October, 2015	202, 1690 Victoria Park Ave, Toronto	Condo	2	2	46	\$200K	\$199K
6 October, 2015	41 Sloane Ave, Toronto	Townhouse	3	3	10	\$640K	\$686K
7 October, 2015	23 Sufi Cres, Toronto	Townhouse	3	5	10	\$640K	\$628K
	261, 1496 Victoria Park Ave, Toronto	Townhouse	3	1	10	\$290K	\$290K
	607, 1720 Eglinton Ave, Toronto	Condo	2	2	63	\$300K	\$295K
8 October, 2015	56 Elvaston Dr, Toronto	Detached	3	2	17	\$780K	\$772K
13 October, 2015	33 Anewen Dr, Toronto	Detached	3	3	7	\$1,028K	\$1,100K
14 October, 2015	311, 1700 Eglinton Ave, Toronto	Condo	2	2	24	\$320K	\$312K
16 October, 2015	501, 1730 Eglinton Ave, Toronto	Condo	1	2	38	\$305K	\$300K
21 October, 2015	516, 1730 Eglinton Ave, Toronto	Condo	1	2	78	\$310K	\$293K
22 October, 2015	1665 Victoria Park Ave, Toronto	Condo	2	1	38	\$275K	\$261K
25 October, 2015	10 Anewen Dr, Toronto	Detached	3	2	6	\$850K	\$880K
26 October, 2015	15 Hesketh Crt, Toronto	Detached	3	2	8	\$750K	\$755K
28 October, 2015	50 Anewen Dr, Toronto	Detached	3	2	8	\$800K	\$810K
2 November, 2015	9 Knighton Dr, Toronto	Detached	3	2	6	\$650K	\$720K
	711, 45 Sunrise Ave, Toronto	Condo	2	2	32	\$270K	\$260K
3 November, 2015	43 Wigmore Dr, Toronto	Detached	3	3	22	\$700K	\$673K
4 November, 2015	197 Sweeney Dr, Toronto	Semi-Detached	3	2	2	\$550K	\$575K
	#606, 1700 Eglinton Ave, Toronto	Condo	2	2	8	\$300K	\$313K

Data

Month, Day, Year of Sold Date	Address1	Property Type	Bedrooms	Washrooms	Days on the Market	List Price	Sold Price
14 November, 2015	243, 1496 Victoria Park Ave, Toronto	Townhouse	3	2	3	\$290K	\$287K
16 November, 2015	205, 10 Sunrise Ave, Toronto	Condo	3	2	19	\$398K	\$392K
17 November, 2015	39 Murellen Cres, Toronto	Semi-Detached	3	2	7	\$540K	\$564K
23 November, 2015	65 Wigmore Dr, Toronto	Detached	3	2	5	\$740K	\$733K
	903, 45 Sunrise Ave, Toronto	Condo	2	1	39	\$215K	\$210K
24 November, 2015	92 Wyndcliff Cres, Toronto	Semi-Detached	3	2	6	\$579K	\$639K
2 December, 2015	110 Wyndcliff Cres, Toronto	Detached	4	2	8	\$819K	\$815K
7 December, 2015	217, 1720 Eglinton Ave, Toronto	Condo	2	1	79	\$232K	\$230K
14 December, 2015	212, 1730 Eglinton Ave, Toronto	Condo	1	2	25	\$300K	\$300K
15 December, 2015	4 Larksong Crt, Toronto	Detached	4	5	28	\$1,059K	\$970K
4 January, 2016	2 Mere Crt, Toronto	Detached	3	2	1	\$750K	\$747K
13 January, 2016	48 Castlegrove Blvd, Toronto	Detached	4	2	11	\$799K	\$929K
14 January, 2016	130 Tisdale Ave, Toronto	Townhouse	4	3	45	\$736K	\$700K
19 January, 2016	1211, 45 Sunrise Ave, Toronto	Condo	2	2	6	\$299K	\$287K
21 January, 2016	38 Draycott Dr	Detached	3	2	49	\$749K	\$710K
26 January, 2016	9 Knighton Dr	Detached	3	1	5	\$798K	\$783K
27 January, 2016	9 Ardtrea Ave	Detached	4	3	9	\$795K	\$780K
10 February, 2016	8 Kenewen Crt	Detached	3	2	8	\$900K	\$991K
	116, 40 Sunrise Ave	Condo	3	2	15	\$290K	\$285K
	505, 1720 Eglinton Ave E	Condo	2	2	7	\$315K	\$355K
12 February, 2016	231, 1837 Eglinton Ave E	Townhouse	2	1	1	\$300K	\$298K
	#219, 10 Sunrise Ave	Condo	3	2	11	\$318K	\$310K
15 February, 2016	14 Warner Ave	Detached	4	4	5	\$888K	\$870K
24 February, 2016	17 Knighton Dr	Detached	3	1	11	\$770K	\$816K
25 February, 2016	38 Rumi Cres	Townhouse	3	3	8	\$585K	\$581K
26 February, 2016	16 Donewen Crt	Detached	3	2	15	\$939K	\$900K
28 February, 2016	36 Lantana Crt	Detached	4	3	5	\$849K	\$960K
7 March, 2016	26 Lantana Crt	Detached	4	2	6	\$800K	\$912K

Data

Month, Day, Year of Sold Date	Address1	Property Type	Bedrooms	Washrooms	Days on the Market	List Price	Sold Price
8 March, 2016	108, 40 Sunrise Ave	Condo	4	2	8	\$370K	\$374K
10 March, 2016	310, 1730 Eglinton Ave E	Condo	1	1	67	\$265K	\$259K
13 March, 2016	64 Sufi Cres	Townhouse	3	3	3	\$569K	\$571K
15 March, 2016	411, 30 Sunrise Ave	Condo	4	2	1	\$379K	\$385K
18 March, 2016	306, 71 Jonesville Cres	Other	2	2	50	\$329K	\$329K
22 March, 2016	1107, 25 Sunrise Ave	Condo	2	2	14	\$230K	\$229K
28 March, 2016	91 Ruscica Dr	Detached	3	2	3	\$870K	\$950K
30 March, 2016	210, 71 Jonesville Cres	Other	1	1	28	\$230K	\$225K
	603, 1700 Eglinton Ave E	Condo	2	2	9	\$349K	\$382K
31 March, 2016	#808, 45 Sunrise Ave	Condo	3	2	1	\$255K	\$245K
1 April, 2016	26 Jinnah Crt	Townhouse	3	3	22	\$729K	\$695K
4 April, 2016	27 Pitcairn Cres	Detached	3	3	4	\$900K	\$1,125K
	309, 71 Jonesville Cres	Other	1	1	51	\$236K	\$235K
5 April, 2016	103, 1801 O'connor Dr	Condo	3	2	4	\$320K	\$340K
7 April, 2016	209, 65 Cranborne Ave	Condo	2	3	7	\$400K	\$400K
	1203, 25 Sunrise Ave	Condo	2	2	18	\$239K	\$245K
8 April, 2016	301, 1700 Eglinton Ave E	Condo	2	2	18	\$350K	\$350K
9 April, 2016	62 Ruscica Dr	Detached	3	2	3	\$949K	\$1,020K
10 April, 2016	308, 45 Sunrise Ave	Condo	3	2	31	\$260K	\$255K
12 April, 2016	301, 20 Sunrise Ave, Toronto	Condo	3	2	12	\$350K	\$350K
	302, 25 Sunrise Ave, Toronto	Condo	2	2	26	\$285K	\$279K
15 April, 2016	74 Pinebrook Ave	Semi-Detached	3	2	15	\$600K	\$615K
18 April, 2016	62 Woodthorpe Rd	Detached	3	3	35	\$1,100K	\$1,200K
21 April, 2016	26 Trophy Dr	Detached	3	2	1	\$759K	\$850K
23 April, 2016	225, 1700 Eglinton Ave E	Condo	2	2	2	\$315K	\$315K
24 April, 2016	32 Halkin Cres	Detached	3	4	3	\$989K	\$1,200K
25 April, 2016	39 Wigmore Dr	Detached	3	2	6	\$699K	\$805K
26 April, 2016	103 Elvaston Dr	Detached	3	2	6	\$950K	\$1,238K

Data

Month, Day, Year of Sold Date	Address1	Property Type	Bedrooms	Washrooms	Days on the Market	List Price	Sold Price
26 April, 2016	108, 1815 O' Connor Dr	Condo	3	2	36	\$369K	\$327K
5 May, 2016	54 Murellen Cres	Semi-Detached	4	2	8	\$640K	\$705K
6 May, 2016	78 Saddle Ridge Dr	Detached	4	4	19	\$948K	\$935K
9 May, 2016	64 Wyndcliff Cres	Semi-Detached	3	3	11	\$700K	\$780K
10 May, 2016	27 Jinnah Crt	Townhouse	3	3	7	\$690K	\$730K
	57 Murellen Cres	Semi-Detached	4	2	7	\$558K	\$636K
	61 Hesketh Crt	Detached	3	2	12	\$949K	\$1,130K
	214, 10 Sunrise Ave	Condo	3	2	15	\$320K	\$310K
11 May, 2016	818, 1720 Eglinton Ave E	Condo	1	1	15	\$265K	\$259K
12 May, 2016	412, 30 Sunrise Ave	Condo	3	2	3	\$320K	\$325K
13 May, 2016	315, 30 Sunrise Ave	Condo	4	2	21	\$390K	\$375K
16 May, 2016	51 Wigmore Dr	Detached	3	2	5	\$970K	\$1,130K
17 May, 2016	15 Halkin Cres	Detached	3	2	8	\$959K	\$1,160K
19 May, 2016	49 Daleside Cres	Semi-Detached	3	2	9	\$599K	\$598K
	105, 71 Jonesville Cres	Other	1	1	82	\$229K	\$226K
22 May, 2016	72 Woodthorpe Rd	Detached	3	2	4	\$829K	\$1,055K
	623, 1720 Eglinton Ave E	Condo	1	1	5	\$250K	\$272K
24 May, 2016	6 Wyndcliff Cres	Detached	3	2	7	\$950K	\$1,050K
	129 Elvaston Dr	Detached	4	2	7	\$978K	\$1,180K
25 May, 2016	412, 1801 O'connor Dr	Condo	4	2	16	\$390K	\$388K
26 May, 2016	70 Cranborne Ave	Detached	2	2	8	\$649K	\$806K
	144 Sweeney Dr	Detached	3	2	2	\$850K	\$977K
	#409, 1690 Victoria Park Ave	Condo	2	2	37	\$204K	\$192K
30 May, 2016	105 Sweeney Dr	Detached	3	3	4	\$749K	\$1,060K
2 June, 2016	710, 1720 Eglinton Ave E	Condo	2	2	1	\$349K	\$349K
3 June, 2016	84 Ruscica Dr	Detached	3	2	4	\$988K	\$1,111K
8 June, 2016	410, 20 Sunrise Ave	Condo	4	2	7	\$375K	\$375K
14 June, 2016	306, 40 Sunrise Ave	Condo	3	2	5	\$340K	\$378K

Data

Month, Day, Year of Sold Date	Address1	Property Type	Bedrooms	Washrooms	Days on the Market	List Price	Sold Price
14 June, 2016	Lph 3, 1720 Eglinton Ave E	Condo	1	1	11	\$273K	\$270K
17 June, 2016	104, 20 Sunrise Ave	Condo	3	2	1	\$235K	\$275K
18 June, 2016	229, 1837 Eglinton Ave E	Townhouse	3	2	16	\$399K	\$393K
	605, 45 Sunrise Ave	Condo	3	2	5	\$285K	\$290K
19 June, 2016	21 Wigmore Dr	Detached	3	2	17	\$948K	\$945K
20 June, 2016	412, 10 Sunrise Ave	Condo	2	1	6	\$290K	\$290K
21 June, 2016	316, 40 Sunrise Ave	Condo	3	2	5	\$340K	\$350K
22 June, 2016	72 Murellen Cres	Semi-Detached	4	2	7	\$680K	\$741K
24 June, 2016	51 Hesketh Crt	Detached	3	2	2	\$719K	\$950K
26 June, 2016	21 Anewen Dr	Detached	2	3	6	\$1,389K	\$1,500K
27 June, 2016	31 Daleside Cres	Semi-Detached	3	3	7	\$639K	\$703K
5 July, 2016	31 Wyndcliff Cres	Semi-Detached	3	2	8	\$719K	\$760K
	212, 45 Sunrise Ave	Condo	3	2	16	\$299K	\$300K
6 July, 2016	301, 71 Jonesville Cres	Other	2	1	15	\$295K	\$285K
12 July, 2016	22 Jinnah Crt	Townhouse	3	3	7	\$700K	\$718K
14 July, 2016	219, 1720 Eglinton Ave E	Condo	1	1	80	\$269K	\$260K
21 July, 2016	Lp11, 1730 Eglinton Ave E	Condo	2	2	39	\$370K	\$351K
27 July, 2016	1 Collip Pl	Townhouse	4	3	10	\$750K	\$750K
	53 Ruscica Dr	Detached	3	3	5	\$949K	\$1,088K
	407, 1815 O'connor Dr	Condo	2	1	5	\$260K	\$260K
	Lph-8, 1730 Eglinton Ave E	Condo	2	2	44	\$339K	\$335K
28 July, 2016	404, 1690 Victoria Park Ave	Condo	2	2	64	\$197K	\$197K
	606, 45 Sunrise Ave	Condo	2	1	38	\$229K	\$216K
1 August, 2016	401, 71 Jonesville Cres	Other	2	1	87	\$290K	\$285K
3 August, 2016	130 Bartley Dr	Townhouse	3	3	51	\$620K	\$568K
4 August, 2016	132 Elvaston Dr	Detached	3	2	16	\$1,389K	\$1,358K
	908, 25 Sunrise Ave	Condo	3	2	15	\$280K	\$271K
5 August, 2016	105, 1785 Eglinton Ave E	Townhouse	2	2	28	\$340K	\$335K

Data

Month, Day, Year of Sold Date	Address1	Property Type	Bedrooms	Washrooms	Days on the Market	List Price	Sold Price
8 August, 2016	210, 10 Sunrise Ave	Condo	4	2	17	\$385K	\$380K
9 August, 2016	1118, 1700 Eglinton Ave E	Condo	2	2	7	\$329K	\$350K
13 August, 2016	103, 1690 Victoria Park Ave	Condo	2	2	4	\$189K	\$206K
16 August, 2016	78 Sloane Ave	Detached	3	2	6	\$859K	\$1,111K
	88 Ruscica Dr	Detached	3	2	5	\$1,000K	\$1,150K
	105, 1815 O'connor Dr	Condo	3	2	4	\$340K	\$340K
	256, 1496 Victoria Park Ave	Townhouse	3	3	8	\$450K	\$495K
	306, 1785 Eglinton Ave E	Townhouse	2	2	25	\$359K	\$356K
22 August, 2016	605, 45 Sunrise Ave	Condo	3	2	18	\$300K	\$291K
	1112, 45 Sunrise Ave	Condo	3	3	21	\$300K	\$300K
26 August, 2016	174 Sloane Ave	Detached	3	3	16	\$1,088K	\$1,050K
	Lph12, 1730 Eglinton Ave E	Condo	2	2	8	\$369K	\$369K
29 August, 2016	606, 1730 Eglinton Ave E	Condo	1	1	12	\$259K	\$255K
1 September, 2016	252, 1496 Victoria Park Rd	Townhouse	2	2	9	\$345K	\$345K
5 September, 2016	56 Sloane Ave	Detached	3	2	14	\$1,059K	\$1,050K
7 September, 2016	#1106, 45 Sunrise Ave	Condo	2	1	4	\$270K	\$263K
8 September, 2016	612, 1700 Eglinton Ave	Condo	2	2	2	\$359K	\$370K
9 September, 2016	34 Ruscica Dr	Detached	3	2	18	\$1,000K	\$1,024K
14 September, 2016	607, 1720 Eglinton Ave E	Condo	2	2	1	\$349K	\$347K
15 September, 2016	212, 65 Cranborne Ave	Townhouse	2	1	7	\$330K	\$335K
16 September, 2016	510, 45 Sunrise Ave	Condo	2	1	8	\$239K	\$245K
17 September, 2016	19 Sweeney Dr	Detached	3	3	3	\$989K	\$1,130K
	302, 1700 Eglinton Ave E	Condo	1	1	3	\$259K	\$255K
19 September, 2016	1005, 45 Sunrise Ave	Condo	3	2	25	\$285K	\$280K
20 September, 2016	18 Wigmore Dr	Detached	3	2	7	\$798K	\$865K
21 September, 2016	14 Gretna Ave	Detached	2	3	6	\$900K	\$985K
	708, 45 Sunrise Ave	Condo	3	2	64	\$300K	\$299K
22 September, 2016	202, 1730 Eglinton Ave E	Condo	1	1	2	\$250K	\$250K

Data

Month, Day, Year of Sold Date	Address1	Property Type	Bedrooms	Washrooms	Days on the Market	List Price	Sold Price
27 September, 2016	191 Sloane Ave	Detached	3	2	7	\$959K	\$1,050K
29 September, 2016	304, 25 Sunrise Ave	Condo	3	2	2	\$300K	\$292K
30 September, 2016	9 Tufton Cres	Detached	3	2	8	\$1,000K	\$1,139K
3 October, 2016	181 Sloane Ave	Detached	4	3	7	\$1,000K	\$1,120K
4 October, 2016	26 Eccleston Dr	Detached	5	3	5	\$1,180K	\$1,150K
7 October, 2016	6 Ardtrea Ave	Detached	3	2	4	\$899K	\$1,035K
	82 Bartley Dr	Detached	8	3	30	\$1,349K	\$1,285K
12 October, 2016	122 Elvaston Dr	Detached	3	3	15	\$1,570K	\$1,525K
18 October, 2016	621, 1700 Eglinton Ave E	Condo	2	2	22	\$299K	\$311K
20 October, 2016	26 Rumi Cres	Townhouse	3	5	14	\$699K	\$655K
24 October, 2016	28 Halkin Cres	Detached	4	2	7	\$1,099K	\$1,303K
25 October, 2016	48 Murellen Cres	Semi-Detached	4	2	8	\$745K	\$745K
28 October, 2016	212, 1720 Eglinton Ave E	Condo	2	2	25	\$342K	\$335K
29 October, 2016	84 Sufi Cres	Townhouse	3	4	10	\$601K	\$653K
2 November, 2016	204, 1815 O'connor Dr	Condo	4	2	40	\$359K	\$345K
5 November, 2016	908, 45 Sunrise Ave	Condo	3	2	0	\$299K	\$294K
8 November, 2016	202, 1815 O'connor Dr	Condo	3	2	7	\$320K	\$369K
11 November, 2016	7 Knighton Dr	Detached	3	2	3	\$900K	\$1,060K
	408, 71 Jonesville Cres	Other	1	1	21	\$235K	\$234K
	1506, 45 Sunrise Ave	Condo	2	1	16	\$240K	\$240K
15 November, 2016	208, 71 Jonesville Cres	Other	1	1	5	\$215K	\$210K
23 November, 2016	601, 1700 Eglinton Ave E	Condo	2	2	1	\$357K	\$357K
24 November, 2016	215, 10 Sunrise Ave	Condo	3	2	65	\$310K	\$300K
25 November, 2016	74 Sufi Cres	Townhouse	3	3	24	\$679K	\$670K
27 November, 2016	34 Cobham Cres	Detached	3	1	13	\$1,088K	\$1,080K
29 November, 2016	100 Ruscica Dr	Detached	3	3	6	\$1,700K	\$1,850K
30 November, 2016	310, 1690 Victoria Park Ave	Condo	3	2	13	\$180K	\$191K
1 December, 2016	67 Elvaston Dr	Detached	3	2	7	\$900K	\$1,024K

Data

Month, Day, Year of Sold Date	Address1	Property Type	Bedrooms	Washrooms	Days on the Market	List Price	Sold Price
1 December, 2016	303, 71 Jonesville Cres	Other	1	1	19	\$250K	\$250K
2 December, 2016	197 Sweeney Dr	Semi-Detached	3	3	46	\$999K	\$1,015K
4 December, 2016	917, 1700 Eglinton Ave E	Condo	1	1	6	\$270K	\$259K
6 December, 2016	709, 1700 Eglinton Ave E	Condo	2	2	62	\$350K	\$311K
	1002, 45 Sunrise Ave	Condo	3	2	15	\$389K	\$381K
10 December, 2016	Ph13, 1720 Eglinton Ave E	Condo	2	2	17	\$399K	\$383K
11 December, 2016	51 Cobham Cres	Detached	3	2	23	\$999K	\$940K
13 December, 2016	403, 10 Sunrise Ave	Condo	3	2	22	\$370K	\$368K
14 December, 2016	156 Bartley Dr	Townhouse	3	4	27	\$649K	\$633K
15 December, 2016	311, 45 Sunrise Ave	Condo	3	2	24	\$330K	\$310K
23 December, 2016	912, 1700 Eglinton Ave	Condo	2	2	0	\$350K	\$343K
4 January, 2017	406, 1690 Victoria Park Ave	Condo	3	2	26	\$220K	\$212K
13 January, 2017	308, 25 Sunrise Ave	Condo	3	2	9	\$299K	\$322K
17 January, 2017	705, 1730 Eglinton Ave E	Condo	2	2	40	\$379K	\$365K
31 January, 2017	127 Elvaston Dr	Detached	4	2	7	\$1,049K	\$1,405K
1 February, 2017	51 Sundial Cres	Semi-Detached	4	3	7	\$629K	\$785K
4 February, 2017	#716, 1700 Eglinton Ave E	Condo	1	1	18	\$259K	\$284K
9 February, 2017	98 Sufi Cres	Townhouse	3	3	8	\$639K	\$645K
10 February, 2017	205, 71 Jonesville Cres	Other	2	2	17	\$364K	\$355K
11 February, 2017	301, 1801 O'connor Dr	Condo	4	2	2	\$355K	\$380K
13 February, 2017	23 Tisdale Ave	Semi-Detached	4	2	5	\$700K	\$848K
22 February, 2017	1705, 45 Sunrise Ave	Condo	3	2	8	\$330K	\$325K
27 February, 2017	507, 1720 Eglinton Ave E	Condo	2	2	6	\$350K	\$390K
1 March, 2017	815, 1700 Eglinton Ave E	Condo	2	2	1	\$380K	\$405K
3 March, 2017	325, 1700 Eglinton Ave E	Condo	2	2	15	\$370K	\$404K
4 March, 2017	62 Ruscica Dr	Detached	3	2	0	\$1,150K	\$1,150K
9 March, 2017	34 Ruscica Dr	Detached	3	2	7	\$1,028K	\$1,521K
	221, 10 Sunrise Ave	Condo	3	1	7	\$350K	\$354K

Data

Month, Day, Year of Sold Date	Address1	Property Type	Bedrooms	Washrooms	Days on the Market	List Price	Sold Price
18 March, 2017	118, 40 Sunrise Ave	Condo	2	1	1	\$347K	\$376K
20 March, 2017	1116, 1700 Eglinton Ave E	Condo	2	2	5	\$400K	\$419K
23 March, 2017	Ph 3, 1700 Eglinton Ave E	Condo	2	2	8	\$400K	\$565K
24 March, 2017	Lph23, 1720 Eglinton Ave E	Condo	2	2	4	\$410K	\$468K
28 March, 2017	105 Murellen Cres	Detached	4	3	7	\$1,038K	\$1,410K
	144 Elvaston Dr	Detached	3	2	5	\$1,299K	\$1,685K
29 March, 2017	8 Anewen Dr	Detached	4	3	9	\$1,189K	\$1,622K
31 March, 2017	523, 1700 Eglinton Ave E	Condo	2	2	2	\$379K	\$440K
	613, 1700 Eglinton Ave E	Condo	2	2	1	\$369K	\$451K
1 April, 2017	403, 20 Sunrise Ave	Condo	2	1	3	\$350K	\$370K
4 April, 2017	819, 1720 Eglinton Ave E	Condo	1	1	1	\$298K	\$320K
5 April, 2017	36 Wyndcliff Cres	Semi-Detached	3	2	8	\$700K	\$743K
6 April, 2017	206, 71 Jonesville Cres	Other	2	2	15	\$340K	\$335K
8 April, 2017	107, 1700 Eglinton Ave E	Condo	1	1	6	\$260K	\$300K
12 April, 2017	16 Lantana Crt	Detached	4	2	9	\$989K	\$1,235K
20 April, 2017	815, 1720 Eglinton Ave	Condo	1	1	1	\$299K	\$350K
24 April, 2017	71 Tisdale Ave	Semi-Detached	3	1	2	\$680K	\$735K
25 April, 2017	#104, 45 Sunrise Ave	Condo	3	2	15	\$425K	\$425K
28 April, 2017	412, 20 Sunrise Ave	Condo	3	2	7	\$359K	\$394K
3 May, 2017	#326, 1720 Eglinton Ave E	Condo	2	2	8	\$399K	\$463K
9 May, 2017	94 Wigmore Dr	Detached	3	2	8	\$999K	\$1,316K
	218, 1720 Eglinton Ave E	Condo	1	1	7	\$319K	\$383K
	1410, 25 Sunrise Ave	Condo	2	2	7	\$199K	\$350K
10 May, 2017	149 Sweeney Dr	Detached	3	3	7	\$1,389K	\$1,622K
	Ph7, 1720 Eglinton Ave E	Condo	2	2	5	\$400K	\$490K
11 May, 2017	37 Woodthorpe Rd	Detached	3	2	10	\$1,089K	\$1,305K
	38 Tisdale Ave	Townhouse	4	4	7	\$749K	\$783K
	1012, 1700 Eglinton Ave E	Condo	2	2	9	\$425K	\$450K

Data

Month, Day, Year of Sold Date	Address1	Property Type	Bedrooms	Washrooms	Days on the Market	List Price	Sold Price
12 May, 2017	6 Lantana Crt	Detached	4	3	9	\$1,299K	\$1,299K
15 May, 2017	312, 1801 O'connor Dr	Condo	4	2	5	\$350K	\$386K
	1110, 1700 Eglinton Ave E	Condo	2	2	7	\$400K	\$443K
18 May, 2017	261, 1496 Victoria Park Ave	Townhouse	2	1	7	\$375K	\$400K
	418, 40 Sunrise Ave	Condo	4	2	16	\$370K	\$425K
23 May, 2017	905, 45 Sunrise Ave	Condo	3	2	16	\$400K	\$378K
28 May, 2017	214, 1801 O'connor Dr	Condo	3	2	4	\$349K	\$380K
29 May, 2017	209, 1700 Eglinton Ave E	Condo	2	2	16	\$379K	\$370K
30 May, 2017	317, 30 Sunrise Ave N	Condo	3	2	6	\$370K	\$375K
	402, 71 Jonesville Cres	Other	2	2	4	\$359K	\$360K
1 June, 2017	202, 1690 Victoria Park Ave	Condo	2	2	3	\$220K	\$259K
5 June, 2017	68 Knighton Dr	Semi-Detached	3	2	18	\$685K	\$673K
8 June, 2017	405, 45 Sunrise Ave	Condo	3	2	38	\$425K	\$390K
10 June, 2017	189 Sloane Ave	Detached	3	2	4	\$998K	\$1,100K
11 June, 2017	1107, 1700 Eglinton Ave E	Condo	2	2	4	\$420K	\$412K
17 June, 2017	1406, 25 Sunrise Ave	Condo	2	2	29	\$350K	\$336K
19 June, 2017	107 Wigmore Dr	Detached	3	2	7	\$1,000K	\$1,206K
	1710, 45 Sunrise Ave	Condo	2	1	3	\$250K	\$255K
22 June, 2017	141 Elvaston Dr	Detached	3	2	10	\$998K	\$1,050K
	1408, 25 Sunrise Ave	Condo	3	2	51	\$370K	\$345K
24 June, 2017	159 Sloane Ave	Detached	3	2	17	\$1,189K	\$1,150K
27 June, 2017	24 Daleside Cres	Detached	3	1	5	\$939K	\$880K
28 June, 2017	101, 65 Cranborne Ave	Townhouse	2	2	8	\$449K	\$445K
30 June, 2017	919, 1700 Eglinton Ave	Condo	2	2	11	\$429K	\$412K
4 July, 2017	63 Anewen Dr	Detached	3	3	21	\$1,259K	\$1,200K
10 July, 2017	204, 1801 O'connor Dr	Condo	2	1	14	\$320K	\$316K
13 July, 2017	201, 1801 O'connor Dr	Condo	4	2	6	\$399K	\$415K
19 July, 2017	1011, 1700 Eglinton Ave E	Condo	2	2	12	\$430K	\$421K

Data

Month, Day, Year of Sold Date	Address1	Property Type	Bedrooms	Washrooms	Days on the Market	List Price	Sold Price
20 July, 2017	719, 1700 Eglinton Ave E	Condo	2	2	5	\$429K	\$450K
24 July, 2017	6 Petal Crt	Detached	4	2	32	\$949K	\$943K
28 July, 2017	306, 71 Jonesville Cres	Other	2	2	15	\$410K	\$405K
12 August, 2017	207, 25 Sunrise Ave	Condo	2	2	17	\$320K	\$315K
21 August, 2017	315, 1700 Eglinton Ave E	Condo	2	2	28	\$450K	\$433K
25 August, 2017	18 Lantana Crt	Detached	4	3	8	\$1,000K	\$1,250K
28 August, 2017	12 Cragmuir Crt	Detached	3	2	0	\$1,290K	\$1,245K
29 August, 2017	611, 1720 Eglinton Ave E	Condo	2	2	21	\$430K	\$420K
30 August, 2017	711, 1700 Eglinton Ave	Condo	2	2	28	\$450K	\$455K
31 August, 2017	43 Sundial Cres	Semi-Detached	4	2	23	\$645K	\$640K
	43 Wigmore Dr	Detached	3	3	84	\$928K	\$890K
10 September, 2017	Ph2, 1730 Eglinton Ave E	Condo	1	1	5	\$329K	\$365K
16 September, 2017	88 Murellen Cres	Semi-Detached	3	2	2	\$685K	\$670K
17 September, 2017	315, 40 Sunrise Ave	Condo	4	2	6	\$419K	\$428K
	325, 1700 Eglinton Ave E	Condo	2	2	23	\$448K	\$435K
21 September, 2017	70 Murellen Cres	Semi-Detached	4	2	9	\$748K	\$809K
	404, 30 Sunrise Ave	Condo	4	2	1	\$420K	\$435K
29 September, 2017	12 Pinebrook Ave	Semi-Detached	4	3	9	\$550K	\$545K
	202, 1690 Victoria Park Ave	Condo	2	2	11	\$260K	\$230K
30 September, 2017	1605, 45 Sunrise Ave	Condo	3	2	16	\$365K	\$325K
2 October, 2017	213, 10 Sunrise Ave	Condo	2	1	13	\$290K	\$290K
3 October, 2017	93 Wigmore Dr	Detached	3	2	21	\$1,199K	\$1,160K
4 October, 2017	67 Sundial Cres	Semi-Detached	3	2	15	\$680K	\$676K
5 October, 2017	201, 1785 Eglinton Ave E	Condo	2	2	3	\$375K	\$375K
	203, 1700 Eglinton Ave E	Condo	2	2	14	\$429K	\$425K
6 October, 2017	41 Pitcairn Cres	Detached	3	3	3	\$1,439K	\$1,424K
	89 Ruscica Dr	Detached	3	2	14	\$1,135K	\$1,135K
25 October, 2017	47 Woodthorpe Rd	Detached	3	2	21	\$1,180K	\$1,108K

Data

Month, Day, Year of Sold Date	Address1	Property Type	Bedrooms	Washrooms	Days on the Market	List Price	Sold Price
25 October, 2017	#504, 45 Sunrise Ave	Condo	3	2	65	\$378K	\$367K
30 October, 2017	1205, 45 Sunrise Ave	Condo	3	2	45	\$399K	\$378K
31 October, 2017	29 Halkin Cres	Detached	3	2	12	\$950K	\$970K
3 November, 2017	26 Ruscica Dr	Detached	4	3	9	\$945K	\$860K
6 November, 2017	312, 1700 Eglinton Ave E	Condo	2	2	55	\$428K	\$425K
9 November, 2017	102 Sufi Cres	Townhouse	3	3	5	\$699K	\$690K
10 November, 2017	107 Sweeney Dr	Detached	3	2	31	\$1,275K	\$1,270K
20 November, 2017	70 Pinebrook Ave	Semi-Detached	2	2	34	\$699K	\$685K
21 November, 2017	188 Sweeney Dr	Detached	3	2	11	\$865K	\$850K
24 November, 2017	403, 40 Sunrise Ave	Condo	2	1	15	\$380K	\$367K
25 November, 2017	85 Sloane Ave	Detached	3	2	4	\$1,025K	\$989K
2 December, 2017	12 Murellen Cres	Semi-Detached	3	2	3	\$718K	\$742K
	1201, 45 Sunrise Ave	Condo	2	1	26	\$350K	\$325K
4 December, 2017	49 Halkin Cres	Detached	3	2	28	\$1,240K	\$1,110K
11 December, 2017	56 Draycott Dr	Detached	3	1	12	\$999K	\$930K
12 December, 2017	21 Kenewen Crt	Detached	4	3	27	\$1,050K	\$999K
13 December, 2017	404, 10 Sunrise Ave	Condo	3	2	6	\$385K	\$380K
18 December, 2017	86 Sufi Cres	Townhouse	3	4	13	\$710K	\$681K
20 December, 2017	7 Wedmore Ave	Semi-Detached	3	2	1	\$589K	\$650K
	211, 1700 Eglinton Ave E	Condo	2	2	69	\$425K	\$415K
30 December, 2017	404, 71 Jonesville Cres	Other	2	1	45	\$399K	\$393K
12 January, 2018	102, 1700 Eglinton Ave E	Condo	1	1	44	\$359K	\$350K
15 January, 2018	304, 1815 O'connor Dr	Condo	4	2	33	\$400K	\$395K
18 January, 2018	202, 1720 Eglinton Ave E	Condo	2	2	6	\$425K	\$423K
25 January, 2018	17 Comet Crt	Detached	3	2	82	\$1,385K	\$1,368K
2 February, 2018	141 Sweeney Dr	Detached	3	3	10	\$1,769K	\$1,693K
11 February, 2018	419, 10 Sunrise Ave	Condo	3	2	18	\$400K	\$400K
14 February, 2018	18 Prestbury St	Detached	3	2	22	\$1,130K	\$1,030K

Data

Month, Day, Year of Sold Date	Address1	Property Type	Bedrooms	Washrooms	Days on the Market	List Price	Sold Price
25 February, 2018	801, 1720 Eglinton Ave E	Condo	2	2	23	\$425K	\$412K
27 February, 2018	65 Ruscica Dr	Detached	4	2	5	\$1,249K	\$1,180K
2 March, 2018	112, 10 Sunrise Ave	Condo	2	1	45	\$359K	\$345K
	1501, 25 Sunrise Ave	Condo	2	2	8	\$325K	\$325K
4 March, 2018	902, 45 Sunrise Ave	Condo	3	2	12	\$380K	\$366K
7 March, 2018	110 Wyndcliff Cres	Detached	4	2	2	\$1,129K	\$1,080K
	118, 1720 Eglinton Ave E	Condo	1	1	14	\$350K	\$342K
13 March, 2018	721, 1700 Eglinton Ave E	Condo	2	2	6	\$428K	\$423K
14 March, 2018	620, 1700 Eglinton Ave E	Condo	2	2	54	\$475K	\$465K
	723, 1700 Eglinton Ave E	Condo	2	2	29	\$439K	\$430K
22 March, 2018	11 Mere Crt	Detached	3	2	27	\$899K	\$850K
27 March, 2018	63 Hesketh Crt	Detached	4	3	7	\$999K	\$968K