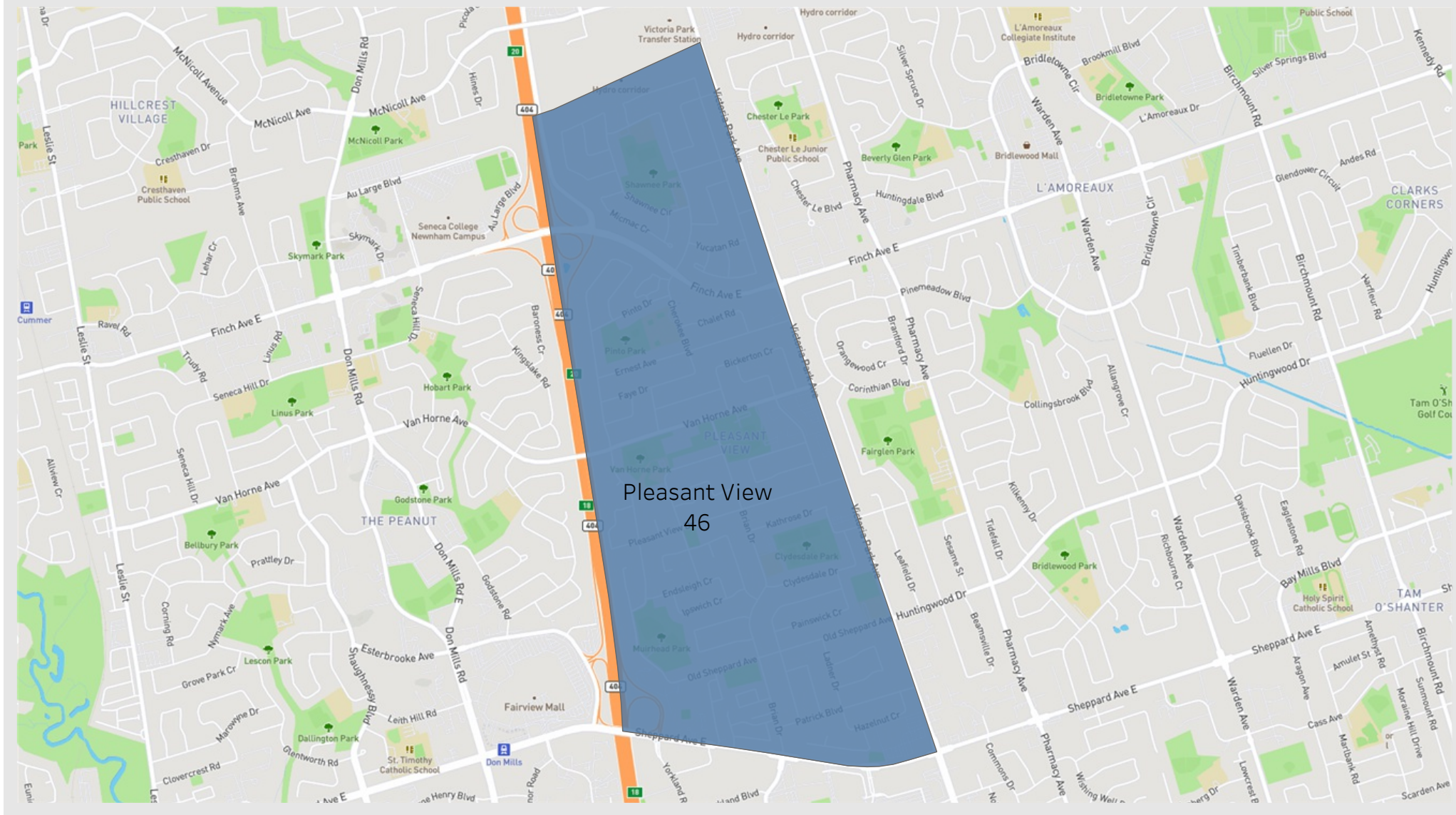
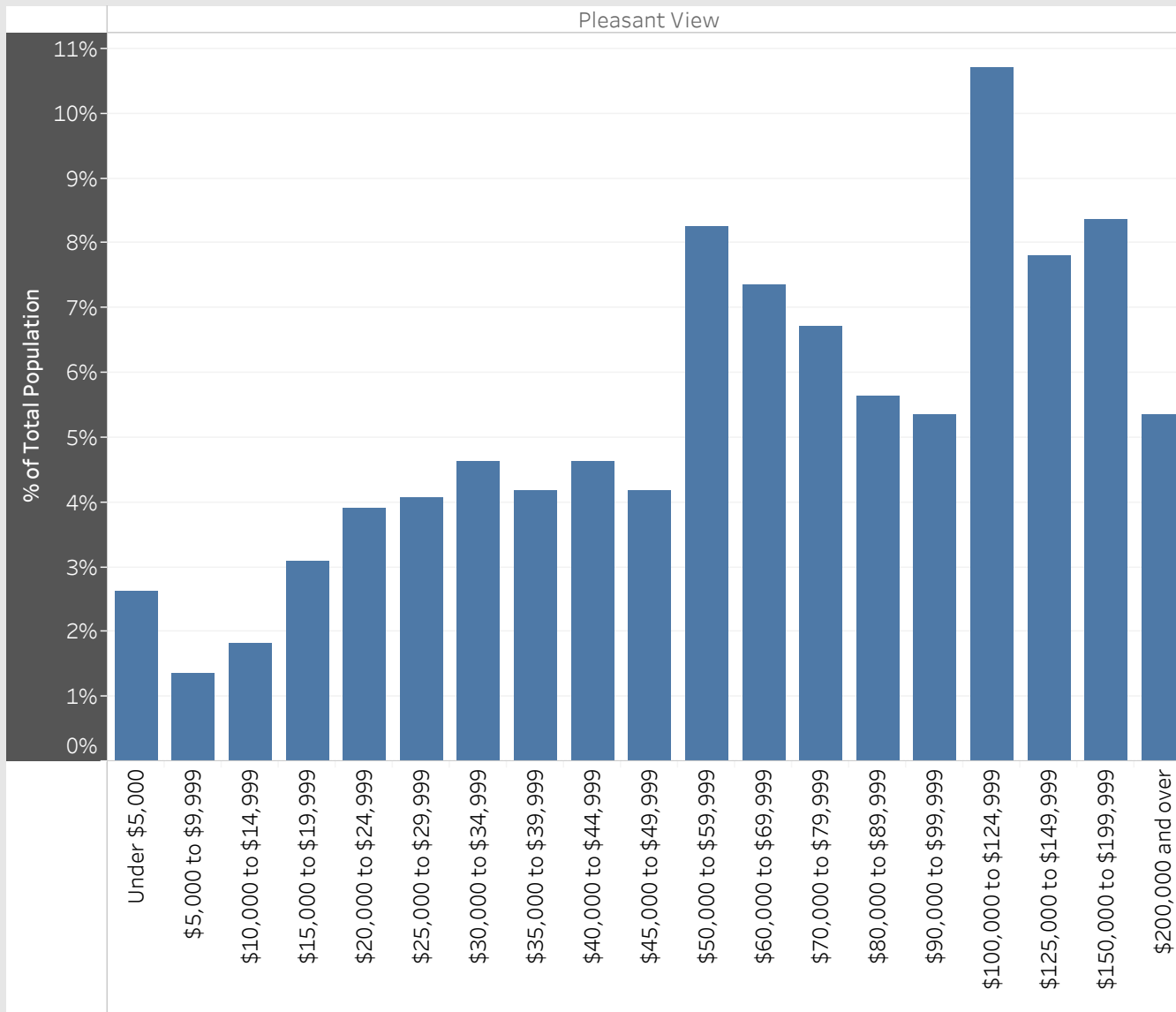


Pleasant View
Neighbourhood Breakdown
July 1st, 2015 - March 31st, 2018

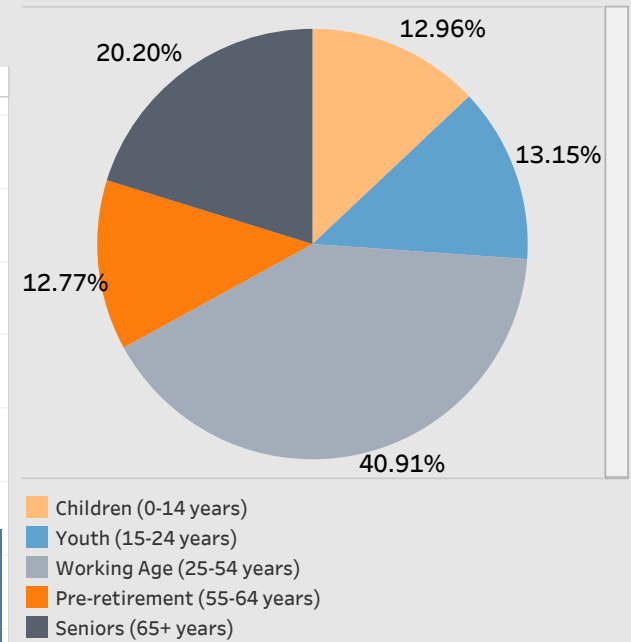


2016 StatsCan Data

Household Income in Pleasant View



Age

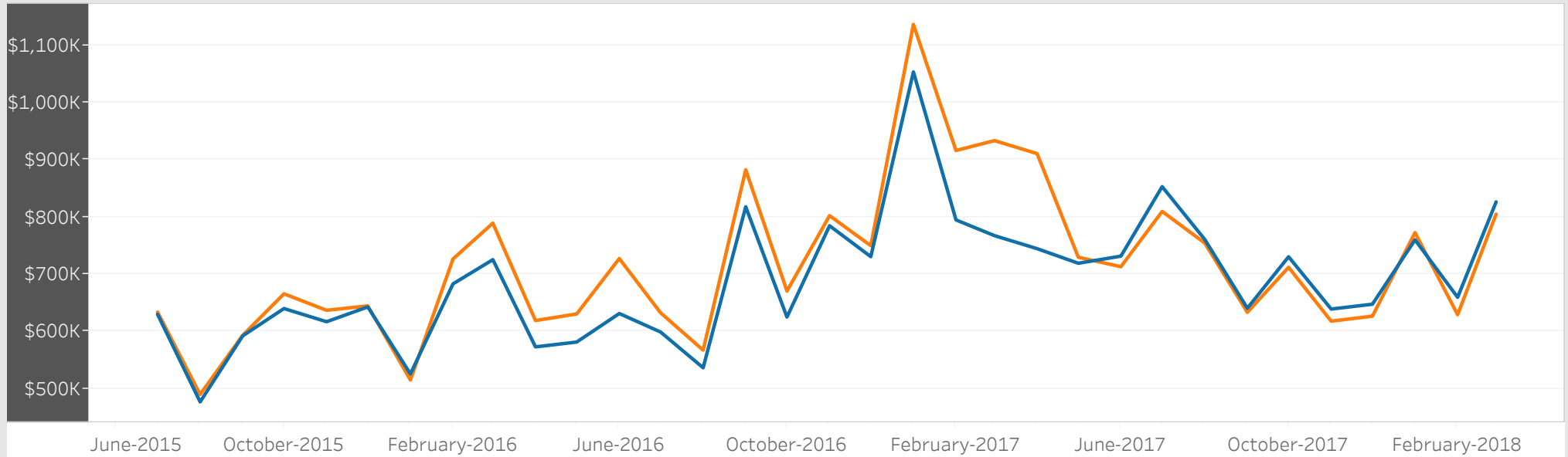


Visible Minorities

Not a visible minority	35.86%
Chinese	35.67%
South Asian	8.30%
Black	4.72%
Filipino	3.86%
West Asian	3.04%
Arab	2.57%
Korean	1.58%
Multiple visible minorities	1.46%
Latin American	0.92%
Southeast Asian	0.79%
Japanese	0.70%
Visible minority; n.i.e.	0.54%

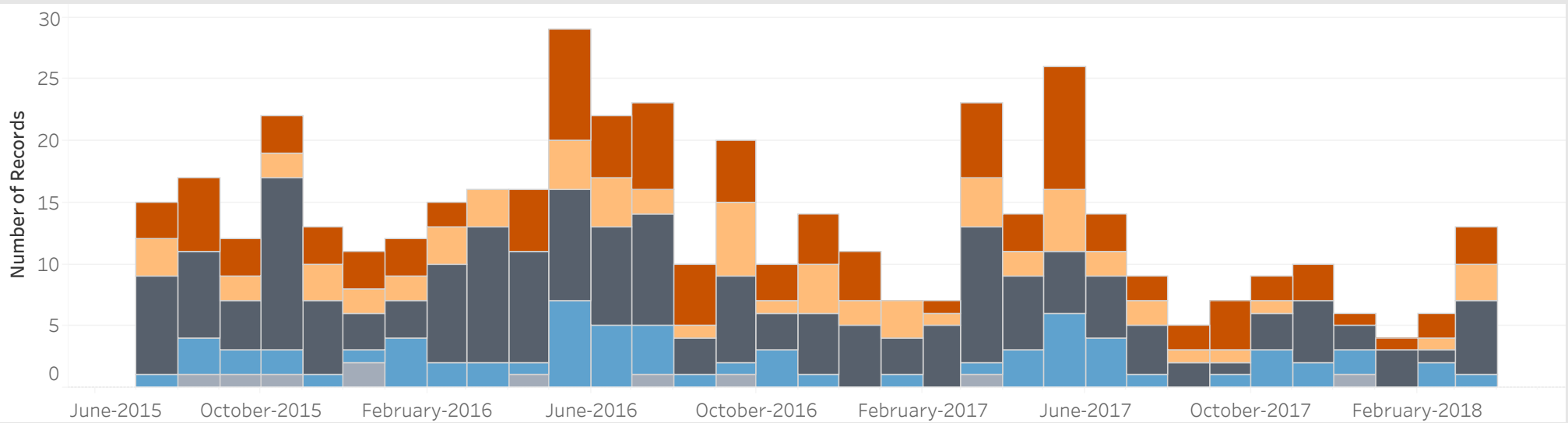
Average Sold Price vs. Average Ask Price in Pleasant View

■ Avg. List Price ■ Avg. Sold Price



Properties Sold in Pleasant View by Month

■ Condo ■ Detached ■ Semi-Detached ■ Townhouse ■ Other



Data

Month, Day, Year of Sold Date	Address1	Property Type	Bedrooms	Washrooms	Days on the Market	List Price	Sold Price
1 July, 2015	16 Tuscarora Dr, Toronto	Semi-Detached	3	2	43	\$750K	\$737K
	52 Tuscarora Dr, Toronto	Semi-Detached	3	2	10	\$460K	\$510K
7 July, 2015	9 Sanwin Crt, Toronto	Detached	4	3	16	\$1,137K	\$1,192K
8 July, 2015	100 Clydesdale Dr, Toronto	Semi-Detached	4	3	7	\$659K	\$760K
9 July, 2015	1410, 1900 Sheppard Ave, Toronto	Condo	2	2	21	\$300K	\$290K
11 July, 2015	56 Wilkinson Dr, Toronto	Detached	4	3	19	\$850K	\$809K
13 July, 2015	147 Ernest Ave, Toronto	Detached	3	2	20	\$1,009K	\$956K
14 July, 2015	7 Sepia Dr, Toronto	Semi-Detached	3	2	27	\$675K	\$644K
	118 Muirhead Rd, Toronto	Semi-Detached	4	3	8	\$599K	\$665K
	204, 10 Muirhead Rd, Toronto	Condo	1	1	12	\$245K	\$235K
15 July, 2015	83 Courville Coach Way, Toronto	Townhouse	3	3	8	\$475K	\$465K
18 July, 2015	95 Hickorynut Dr, Toronto	Semi-Detached	3	2	4	\$709K	\$690K
20 July, 2015	287 Apache Tr, Toronto	Semi-Detached	3	2	25	\$615K	\$595K
23 July, 2015	113 Apache Tr, Toronto	Semi-Detached	3	2	4	\$590K	\$589K
30 July, 2015	1210, 5 Old Sheppard Ave, Toronto	Condo	3	2	7	\$370K	\$365K
1 August, 2015	44 Tuscarora Dr, Toronto	Semi-Detached	3	2	25	\$700K	\$692K
3 August, 2015	121 Shawnee Circ, Toronto	Semi-Detached	3	2	8	\$639K	\$685K
	310, 5 Old Sheppard Ave, Toronto	Condo	3	2	25	\$293K	\$288K
4 August, 2015	61 Pindar Cres, Toronto	Semi-Detached	3	2	9	\$749K	\$760K
6 August, 2015	406, 10 Muirhead Rd, Toronto	Condo	1	2	39	\$310K	\$303K
	804, 10 Muirhead Rd, Toronto	Condo	1	1	8	\$285K	\$280K
8 August, 2015	12 Micmac Cres, Toronto	Semi-Detached	5	3	18	\$768K	\$753K
9 August, 2015	#176, 165 Cherokee Blvd, Toronto	Townhouse	4	2	53	\$338K	\$320K
10 August, 2015	21 Ipswich Cres, Toronto	Semi-Detached	4	3	21	\$689K	\$683K
	23 Chipwood Cres, Toronto	Other	4	3	7	\$599K	\$695K
15 August, 2015	191, 165 Cherokee Blvd, Toronto	Townhouse	4	2	23	\$315K	\$312K
16 August, 2015	253 Apache Tr, Toronto	Semi-Detached	4	3	8	\$700K	\$730K
18 August, 2015	288, 165 Cherokee Blvd, Toronto	Townhouse	4	2	6	\$308K	\$338K

Data

Month, Day, Year of Sold Date	Address1	Property Type	Bedrooms	Washrooms	Days on the Market	List Price	Sold Price
20 August, 2015	303, 10 Muirhead Rd, Toronto	Condo	1	1	9	\$295K	\$285K
22 August, 2015	13 Tuscarora Dr, Toronto	Semi-Detached	4	2	3	\$539K	\$649K
26 August, 2015	1408, 1900 Sheppard Ave, Toronto	Condo	2	2	49	\$310K	\$295K
30 August, 2015	903, 1900 Sheppard Ave, Toronto	Condo	2	1	39	\$260K	\$250K
13 September, 2015	37 Hickorynut Dr, Toronto	Semi-Detached	4	3	14	\$729K	\$818K
15 September, 2015	52 Painswick Cres, Toronto	Semi-Detached	4	3	8	\$649K	\$645K
16 September, 2015	71 Faye Dr, Toronto	Semi-Detached	4	3	9	\$809K	\$770K
21 September, 2015	156, 165 Cherokee Blvd, Toronto	Townhouse	4	2	56	\$340K	\$325K
22 September, 2015	82 Courville Coach Way, Toronto	Townhouse	3	3	34	\$479K	\$462K
24 September, 2015	1601, 1900 Sheppard Ave, Toronto	Condo	2	2	50	\$299K	\$295K
27 September, 2015	2728 Victoria Park Ave, Toronto	Detached	3	3	7	\$649K	\$700K
28 September, 2015	20 Painswick Cres, Toronto	Semi-Detached	3	2	6	\$730K	\$720K
	157 Chipwood Cres, Toronto	Other	4	5	14	\$699K	\$690K
	2306, 10 Muirhead Rd, Toronto	Condo	1	2	5	\$300K	\$293K
29 September, 2015	50 Patrick Blvd, Toronto	Detached	4	3	9	\$1,100K	\$1,080K
30 September, 2015	1206, 1900 Sheppard Ave, Toronto	Condo	2	2	15	\$319K	\$315K
1 October, 2015	84 Apache Tr, Toronto	Semi-Detached	4	2	22	\$669K	\$635K
	108 Pindar Cres, Toronto	Semi-Detached	4	3	7	\$789K	\$790K
2 October, 2015	35 Navaho Dr, Toronto	Semi-Detached	5	3	12	\$820K	\$815K
3 October, 2015	163 Chipwood Cres, Toronto	Other	4	4	20	\$689K	\$725K
5 October, 2015	18 Lucifer Dr, Toronto	Semi-Detached	3	3	8	\$780K	\$779K
	122, 165 Cherokee Blvd, Toronto	Townhouse	4	2	67	\$345K	\$330K
9 October, 2015	34 Pawnee Ave, Toronto	Semi-Detached	3	2	14	\$599K	\$635K
11 October, 2015	37 Courville Coachway Way, Toronto	Condo	3	3	7	\$469K	\$472K
15 October, 2015	41 Yucatan Rd, Toronto	Semi-Detached	4	3	10	\$768K	\$742K
	49 Sepia Dr, Toronto	Semi-Detached	4	2	16	\$699K	\$715K
16 October, 2015	351 Cherokee Blvd, Toronto	Semi-Detached	4	3	11	\$610K	\$725K
21 October, 2015	72 Muirhead Rd, Toronto	Semi-Detached	4	2	1	\$599K	\$660K

Data

Month, Day, Year of Sold Date	Address1	Property Type	Bedrooms	Washrooms	Days on the Market	List Price	Sold Price
23 October, 2015	156 Chipwood Cres, Toronto	Semi-Detached	3	2	17	\$735K	\$720K
25 October, 2015	125 Apache Tr, Toronto	Semi-Detached	3	2	26	\$659K	\$634K
	241, 165 Cherokee Blvd, Toronto	Townhouse	4	2	34	\$328K	\$325K
	302, 10 Muirhead Rd, Toronto	Condo	1	1	52	\$317K	\$310K
26 October, 2015	92 Margaret Ave, Toronto	Detached	4	3	8	\$888K	\$950K
27 October, 2015	88 Micmac Cres, Toronto	Semi-Detached	4	4	13	\$739K	\$725K
28 October, 2015	209 Shawnee Circ, Toronto	Semi-Detached	4	2	3	\$599K	\$645K
29 October, 2015	167 Old Sheppard Ave, Toronto	Detached	3	3	8	\$999K	\$1,360K
	1501, 1900 Sheppard Ave, Toronto	Condo	2	2	73	\$280K	\$265K
30 October, 2015	33 Hickorynut Dr, Toronto	Semi-Detached	3	2	30	\$690K	\$680K
4 November, 2015	64 Snapdragon Dr, Toronto	Semi-Detached	3	2	36	\$669K	\$645K
5 November, 2015	16 Pleasant View Dr, Toronto	Detached	4	3	14	\$950K	\$925K
9 November, 2015	135 Brian Dr, Toronto	Detached	3	4	9	\$1,050K	\$1,236K
10 November, 2015	1604, 10 Muirhead Rd, Toronto	Condo	1	1	40	\$288K	\$283K
11 November, 2015	87 Clydesdale Dr, Toronto	Semi-Detached	4	3	59	\$718K	\$685K
	192 Edmonton Dr, Toronto	Semi-Detached	3	2	7	\$668K	\$702K
12 November, 2015	6 Boneset Rd, Toronto	Semi-Detached	3	2	40	\$659K	\$650K
18 November, 2015	407, 10 Muirhead Rd, Toronto	Condo	1	1	37	\$330K	\$321K
20 November, 2015	208, 165 Cherokee Blvd, Toronto	Townhouse	4	2	8	\$309K	\$309K
24 November, 2015	87 Endsleigh Cres, Toronto	Detached	4	2	6	\$800K	\$939K
25 November, 2015	74 Navaho Dr, Toronto	Semi-Detached	3	2	19	\$665K	\$650K
29 November, 2015	39 Warfield Dr, Toronto	Semi-Detached	3	2	6	\$649K	\$675K
	104, 1900 Sheppard Ave, Toronto	Condo	2	2	19	\$260K	\$255K
6 December, 2015	602 Van Horne Ave, Toronto	Detached	5	3	67	\$1,059K	\$1,035K
7 December, 2015	25 Clydesdale Dr, Toronto	Semi-Detached	3	2	8	\$680K	\$732K
	83 Faye Dr, Toronto	Semi-Detached	4	3	5	\$748K	\$805K
	106, 10 Muirhead Rd, Toronto	Condo	1	1	11	\$300K	\$295K
	1708, 10 Muirhead Rd, Toronto	Condo	1	2	74	\$250K	\$245K

Data

Month, Day, Year of Sold Date	Address1	Property Type	Bedrooms	Washrooms	Days on the Market	List Price	Sold Price
8 December, 2015	7 Chipwood Cres, Toronto	Other	4	4	13	\$698K	\$720K
	110 Pindar Cres, Toronto	Semi-Detached	3	2	7	\$795K	\$767K
9 December, 2015	202, 165 Cherokee Blvd, Toronto	Townhouse	4	2	41	\$319K	\$311K
18 December, 2015	32 Patrick Blvd, Toronto	Detached	4	4	30	\$1,139K	\$1,100K
20 December, 2015	306 Cherokee Blvd, Toronto	Other	4	2	6	\$798K	\$801K
21 December, 2015	2004, 10 Muirhead Rd, Toronto	Condo	1	1	28	\$280K	\$275K
2 January, 2016	54 Painswick Cres, Toronto	Semi-Detached	4	3	54	\$685K	\$678K
6 January, 2016	132, 165 Cherokee Blvd, Toronto	Townhouse	4	2	48	\$375K	\$370K
	157 Pleasant View Dr, Toronto	Detached	4	3	44	\$999K	\$955K
	1008, 1900 Sheppard Ave, Toronto	Condo	2	2	3	\$280K	\$265K
8 January, 2016	315 Apache Tr, Toronto	Semi-Detached	3	3	44	\$799K	\$780K
13 January, 2016	186, 165 Cherokee Blvd, Toronto	Townhouse	4	2	29	\$329K	\$329K
14 January, 2016	284, 165 Cherokee Blvd, Toronto	Townhouse	4	2	3	\$343K	\$341K
17 January, 2016	803, 1900 Sheppard Ave, Toronto	Condo	2	1	11	\$300K	\$290K
18 January, 2016	117, 165 Cherokee Blvd, Toronto	Townhouse	4	2	61	\$329K	\$315K
26 January, 2016	1408, 10 Muirhead Rd	Condo	2	2	54	\$266K	\$265K
27 January, 2016	70 Brian Dr	Detached	4	2	8	\$799K	\$825K
	100 Hickorynut Dr	Semi-Detached	4	6	21	\$799K	\$762K
1 February, 2016	73 Cairnside Cres	Semi-Detached	4	3	9	\$680K	\$712K
5 February, 2016	169 Edmonton Dr	Semi-Detached	3	2	2	\$738K	\$735K
8 February, 2016	1103, 5 Old Sheppard Ave	Condo	2	1	256	\$295K	\$300K
12 February, 2016	289 Shawnee Circ	Semi-Detached	4	3	4	\$788K	\$788K
16 February, 2016	54 Ladner Dr	Semi-Detached	3	5	7	\$799K	\$902K
17 February, 2016	98 Navaho Dr	Semi-Detached	4	3	98	\$780K	\$760K
	141, 165 Cherokee Blvd	Townhouse	2	2	1	\$355K	\$348K
18 February, 2016	84 Muirhead Rd	Semi-Detached	3	3	6	\$500K	\$543K
	548 Van Horne Ave	Semi-Detached	3	2	2	\$590K	\$650K
	1208, 5 Old Sheppard Ave E	Condo	2	2	23	\$330K	\$325K

Data

Month, Day, Year of Sold Date	Address1	Property Type	Bedrooms	Washrooms	Days on the Market	List Price	Sold Price
20 February, 2016	131 Pleasant View Dr	Detached	3	3	5	\$860K	\$1,190K
22 February, 2016	6 Taverly Rd	Detached	4	3	16	\$1,180K	\$1,100K
25 February, 2016	120 Pleasant View Dr	Detached	3	2	8	\$888K	\$1,089K
27 February, 2016	249 Shawnee Circ	Semi-Detached	4	4	5	\$888K	\$888K
28 February, 2016	47 Wagon Trailway	Townhouse	3	3	11	\$570K	\$565K
1 March, 2016	12 Yucatan Rd	Semi-Detached	3	2	6	\$739K	\$735K
3 March, 2016	26 Pindar Cres	Semi-Detached	4	2	10	\$640K	\$815K
4 March, 2016	54 Bickerton Cres	Detached	4	4	8	\$999K	\$1,069K
9 March, 2016	70 Micmac Cres	Semi-Detached	3	2	0	\$730K	\$738K
10 March, 2016	15 Bards Walk Way	Townhouse	3	3	9	\$580K	\$598K
11 March, 2016	347 Cherokee Blvd	Semi-Detached	3	3	10	\$799K	\$890K
15 March, 2016	19A Brian Dr	Detached	3	5	8	\$768K	\$880K
	259 Cherokee Blvd	Semi-Detached	3	2	13	\$699K	\$745K
16 March, 2016	249 Apache Tr	Semi-Detached	4	3	2	\$799K	\$909K
21 March, 2016	53 Apache Tr	Semi-Detached	4	3	3	\$700K	\$751K
22 March, 2016	35 Painswick Cres	Semi-Detached	4	2	7	\$689K	\$768K
	82 Apache Tr	Semi-Detached	4	3	7	\$699K	\$780K
	107 Faye Dr	Semi-Detached	3	3	6	\$688K	\$765K
23 March, 2016	11 Sanwin Crt	Detached	4	4	7	\$988K	\$1,048K
27 March, 2016	12 Apache Tr	Semi-Detached	4	3	3	\$716K	\$770K
31 March, 2016	290, 165 Cherokee Blvd	Townhouse	3	2	9	\$368K	\$361K
1 April, 2016	26 Hickorynut Dr	Semi-Detached	4	3	3	\$699K	\$881K
3 April, 2016	65 Bowhill Cres	Semi-Detached	4	2	5	\$700K	\$765K
4 April, 2016	1708, 10 Muirhead Rd S	Condo	2	2	11	\$340K	\$335K
9 April, 2016	9 Yucatan Rd	Semi-Detached	4	4	4	\$719K	\$788K
11 April, 2016	1701, 5 Old Sheppard Ave	Condo	2	2	37	\$320K	\$314K
14 April, 2016	51 Navaho Dr	Semi-Detached	5	3	6	\$799K	\$905K
15 April, 2016	104, 5 Old Sheppard Ave	Condo	1	1	9	\$275K	\$275K

Data

Month, Day, Year of Sold Date	Address1	Property Type	Bedrooms	Washrooms	Days on the Market	List Price	Sold Price
16 April, 2016	23 Yucatan Rd	Semi-Detached	4	3	14	\$700K	\$720K
18 April, 2016	197 Shawnee Circ	Semi-Detached	3	2	2	\$649K	\$708K
20 April, 2016	14 Micmac Cres	Semi-Detached	3	2	16	\$729K	\$715K
21 April, 2016	10 Shawnee Circ	Semi-Detached	3	2	7	\$689K	\$726K
	103, 1900 Sheppard Ave E	Condo	2	2	14	\$300K	\$294K
	242, 165 Cherokee Blvd	Townhouse	4	2	13	\$329K	\$320K
22 April, 2016	129 Old Sheppard Ave	Other	4	4	2	\$786K	\$900K
	1406, 5 Old Sheppard Ave E	Condo	2	2	16	\$327K	\$322K
28 April, 2016	43 Navaho Dr	Semi-Detached	5	3	8	\$799K	\$928K
3 May, 2016	19 Bowhill Cres	Detached	3	3	7	\$989K	\$1,160K
	128 Shawnee Circ	Semi-Detached	5	3	9	\$788K	\$865K
	401, 1900 Sheppard Ave E	Condo	2	2	7	\$300K	\$299K
4 May, 2016	41 Wagon Trailway	Townhouse	3	3	2	\$590K	\$600K
	238 Cherokee Blvd	Semi-Detached	3	2	0	\$699K	\$750K
6 May, 2016	39 Snapdragon Dr	Semi-Detached	3	2	8	\$687K	\$682K
7 May, 2016	#167, 165 Cherokee Blvd	Townhouse	4	2	15	\$309K	\$361K
10 May, 2016	306, 5 Old Sheppard Ave	Condo	2	2	6	\$329K	\$325K
	2007, 10 Muirhead Rd	Condo	1	1	18	\$290K	\$287K
11 May, 2016	17 Snapdragon Dr	Semi-Detached	4	2	21	\$699K	\$704K
12 May, 2016	43 Poets Walk Way	Townhouse	3	2	35	\$650K	\$615K
13 May, 2016	66 Pleasant View Dr	Detached	4	3	2	\$998K	\$1,310K
14 May, 2016	507, 5 Old Sheppard Ave	Condo	2	1	14	\$320K	\$301K
15 May, 2016	43 Courville Coach Way	Townhouse	3	3	9	\$469K	\$462K
18 May, 2016	54 Crossbow Cres	Semi-Detached	3	3	7	\$668K	\$830K
19 May, 2016	29 Tuscarora Dr	Semi-Detached	3	2	7	\$788K	\$848K
20 May, 2016	1010, 10 Muirhead Rd	Condo	2	2	24	\$294K	\$290K
	1105, 10 Muirhead Rd	Condo	2	2	17	\$355K	\$338K
	1901, 5 Old Sheppard Ave	Condo	2	2	10	\$310K	\$311K

Data

Month, Day, Year of Sold Date	Address1	Property Type	Bedrooms	Washrooms	Days on the Market	List Price	Sold Price
21 May, 2016	299, 165 Cherokee Blvd	Townhouse	4	2	7	\$370K	\$367K
22 May, 2016	509, 1900 Sheppard Ave E	Condo	2	1	10	\$315K	\$300K
23 May, 2016	99 Bards Walk Way	Townhouse	3	3	9	\$548K	\$625K
	234, 165 Cherokee Blvd S	Townhouse	4	2	5	\$339K	\$365K
25 May, 2016	379 Cherokee Blvd	Semi-Detached	4	3	27	\$900K	\$890K
26 May, 2016	1006, 5 Old Sheppard Ave	Condo	2	2	7	\$320K	\$317K
30 May, 2016	25 Pawnee Ave	Semi-Detached	4	2	6	\$769K	\$881K
	50 Wilkinson Dr	Detached	4	4	6	\$858K	\$946K
31 May, 2016	52 Kathrose Dr	Detached	4	3	13	\$999K	\$1,339K
	53 Pinto Dr	Semi-Detached	4	3	0	\$898K	\$905K
1 June, 2016	91 Edmonton Dr	Detached	4	3	20	\$998K	\$1,068K
6 June, 2016	45 Apache Tr	Semi-Detached	4	3	5	\$749K	\$838K
	98 Bickerton Cres	Detached	4	7	3	\$998K	\$1,418K
	114 Bowhill Cres	Semi-Detached	4	3	10	\$799K	\$925K
7 June, 2016	2208, 1900 Sheppard Ave E	Condo	2	2	26	\$335K	\$325K
8 June, 2016	2307, 1900 Sheppard Ave E	Condo	2	1	22	\$299K	\$299K
10 June, 2016	97 Cairnside Cres	Semi-Detached	4	3	4	\$800K	\$948K
12 June, 2016	108 Courville Coachway	Townhouse	3	3	9	\$500K	\$532K
14 June, 2016	107 Hickorynut Dr	Semi-Detached	3	2	6	\$689K	\$913K
	1501, 10 Muirhead Rd	Condo	2	2	6	\$300K	\$300K
16 June, 2016	81 Micmac Cres	Semi-Detached	3	2	1	\$855K	\$868K
	135, 165 Cherokee Blvd	Townhouse	4	2	11	\$319K	\$360K
21 June, 2016	130 Micmac Cres	Semi-Detached	4	4	5	\$858K	\$913K
	139 Pleasant View Dr	Detached	4	2	5	\$998K	\$1,328K
22 June, 2016	404, 10 Muirhead Rd	Condo	2	1	13	\$300K	\$294K
23 June, 2016	34 Courville Coachway Way	Townhouse	3	3	7	\$445K	\$495K
	126, 165 Cherokee Blvd	Townhouse	5	2	3	\$385K	\$383K
24 June, 2016	1601, 5 Old Sheppard Ave	Condo	2	2	3	\$329K	\$340K

Data

Month, Day, Year of Sold Date	Address1	Property Type	Bedrooms	Washrooms	Days on the Market	List Price	Sold Price
26 June, 2016	62 Hazelnut Cres	Semi-Detached	4	3	6	\$699K	\$950K
27 June, 2016	30 Ladner Dr	Detached	4	2	4	\$1,100K	\$1,310K
28 June, 2016	183 Edmonton Dr	Semi-Detached	3	2	7	\$739K	\$808K
30 June, 2016	160, 165 Cherokee Blvd	Townhouse	4	2	29	\$385K	\$380K
3 July, 2016	34 Navaho Dr	Semi-Detached	4	3	11	\$848K	\$955K
4 July, 2016	#1806, 10 Muirhead Rd	Condo	2	2	37	\$310K	\$300K
7 July, 2016	84 Muirhead Rd	Semi-Detached	3	4	3	\$599K	\$703K
	98 Wagon Trailway Way	Townhouse	3	3	7	\$637K	\$625K
9 July, 2016	6 Chipwood Cres	Semi-Detached	3	2	1	\$700K	\$760K
12 July, 2016	53 Clydesdale Dr	Semi-Detached	4	2	7	\$675K	\$725K
14 July, 2016	2738 Victoria Park Ave	Other	3	4	2	\$1,258K	\$1,245K
15 July, 2016	115, 165 Cherokee Blvd	Townhouse	4	2	17	\$370K	\$365K
17 July, 2016	608 Van Horne Ave	Detached	3	2	13	\$900K	\$1,070K
18 July, 2016	68 Micmac Cres	Semi-Detached	3	3	10	\$824K	\$809K
	112 Edmonton Dr	Semi-Detached	3	2	11	\$699K	\$755K
19 July, 2016	299C, 165 Cherokee Blvd	Townhouse	5	2	10	\$387K	\$380K
20 July, 2016	10 Sepia Dr	Semi-Detached	4	3	6	\$788K	\$990K
	37 Ernest Ave	Detached	3	1	16	\$899K	\$865K
21 July, 2016	710, 10 Muirhead Rd	Condo	3	2	31	\$380K	\$368K
22 July, 2016	109, 165 Cherokee Blvd	Townhouse	4	2	6	\$372K	\$380K
	210, 165 Cherokee Blvd	Condo	4	2	2	\$385K	\$382K
25 July, 2016	502, 1900 Sheppard Ave	Condo	2	1	97	\$285K	\$280K
	1210, 1900 Sheppard Ave E	Condo	3	2	6	\$309K	\$300K
27 July, 2016	381 Cherokee Blvd	Semi-Detached	4	3	8	\$848K	\$930K
28 July, 2016	60 Crossbow Cres	Semi-Detached	4	2	3	\$669K	\$740K
29 July, 2016	1902, 10 Muirhead Rd	Condo	2	1	30	\$279K	\$278K
31 July, 2016	1010, 1900 Sheppard Ave E	Condo	2	2	5	\$345K	\$336K
3 August, 2016	84 Muirhead Rd	Semi-Detached	3	4	2	\$599K	\$700K

Data

Month, Day, Year of Sold Date	Address1	Property Type	Bedrooms	Washrooms	Days on the Market	List Price	Sold Price
6 August, 2016	102, 165 Cherokee Blvd	Townhouse	4	2	2	\$380K	\$380K
16 August, 2016	1 Lucifer Dr	Semi-Detached	4	3	6	\$799K	\$908K
17 August, 2016	410, 1900 Sheppard Ave E	Condo	2	2	20	\$338K	\$335K
19 August, 2016	70 Brian Dr	Detached	4	4	21	\$1,228K	\$1,200K
	310, 10 Muirhead Rd	Condo	2	2	3	\$325K	\$345K
20 August, 2016	1804, 5 Old Sheppard Ave	Condo	1	1	18	\$300K	\$295K
23 August, 2016	907, 1900 Sheppard Ave E	Condo	1	1	27	\$285K	\$279K
27 August, 2016	1004, 1900 Sheppard Ave E	Condo	1	1	9	\$306K	\$314K
31 August, 2016	80 Bowhill Cres	Semi-Detached	4	2	7	\$800K	\$912K
1 September, 2016	38 Endsleigh Cres	Semi-Detached	4	2	17	\$839K	\$865K
2 September, 2016	107 Wagon Trailway	Townhouse	3	3	10	\$595K	\$696K
	1101, 10 Muirhead Rd	Condo	3	2	14	\$320K	\$316K
	2009, 1900 Sheppard Ave E	Condo	2	1	18	\$299K	\$290K
12 September, 2016	41 Patrick Blvd	Detached	3	3	5	\$1,388K	\$1,410K
	61 Apache Tr	Semi-Detached	3	3	10	\$799K	\$911K
14 September, 2016	147 Pleasant View Dr	Detached	3	2	2	\$999K	\$1,187K
	1401, 10 Muirhead Rd	Condo	2	2	2	\$339K	\$356K
16 September, 2016	30 Doubletree Rd	Detached	4	3	17	\$1,280K	\$1,310K
	1908, 1900 Sheppard Ave E	Condo	2	2	10	\$286K	\$285K
19 September, 2016	40 Chipwood Cres	Other	4	4	22	\$770K	\$760K
	52 Bickerton Cres	Detached	4	6	11	\$1,388K	\$1,365K
20 September, 2016	24 Pawnee Ave	Semi-Detached	7	4	8	\$800K	\$984K
	30 Cairnside Cres	Semi-Detached	3	4	7	\$700K	\$782K
21 September, 2016	341 Cherokee Blvd	Semi-Detached	4	3	6	\$699K	\$990K
22 September, 2016	1807, 5 Old Sheppard Ave	Condo	1	1	64	\$310K	\$300K
24 September, 2016	5 Salinger Crt	Detached	3	3	5	\$960K	\$1,111K
27 September, 2016	150 Old Sheppard Ave	Semi-Detached	4	2	6	\$750K	\$851K
	156 Brian Dr	Detached	4	4	18	\$2,000K	\$1,986K

Data

Month, Day, Year of Sold Date	Address1	Property Type	Bedrooms	Washrooms	Days on the Market	List Price	Sold Price
29 September, 2016	62 Chipwood Cres	Semi-Detached	4	4	7	\$830K	\$890K
2 October, 2016	47 Apache Tr	Semi-Detached	4	4	2	\$799K	\$905K
5 October, 2016	15 Kathrose Dr	Detached	5	4	1	\$1,388K	\$1,528K
12 October, 2016	87 Wilkinson Dr	Semi-Detached	4	4	5	\$799K	\$941K
15 October, 2016	195, 165 Cherokee Blvd	Townhouse	4	2	2	\$383K	\$381K
18 October, 2016	32 Bards Walkway	Townhouse	3	3	5	\$600K	\$602K
21 October, 2016	10 Bard's Walkway	Townhouse	3	3	37	\$590K	\$580K
	709, 10 Muirhead Rd	Condo	1	1	4	\$290K	\$278K
28 October, 2016	1504, 1900 Sheppard Ave E	Condo	1	1	16	\$309K	\$309K
29 October, 2016	66 Micmac Cres	Semi-Detached	3	3	26	\$799K	\$900K
31 October, 2016	1203, 1900 Sheppard Ave E	Condo	2	1	18	\$290K	\$278K
1 November, 2016	79 Margaret Ave	Detached	5	4	35	\$1,417K	\$1,392K
2 November, 2016	904, 1900 Sheppard Ave E	Condo	2	1	1	\$280K	\$300K
6 November, 2016	51 Yucatan Rd	Semi-Detached	3	2	2	\$699K	\$839K
10 November, 2016	33 Kathrose Dr	Detached	3	2	29	\$1,249K	\$1,180K
13 November, 2016	97 Painswick Cres	Semi-Detached	4	3	4	\$798K	\$891K
14 November, 2016	204, 10 Muirhead Rd	Condo	1	1	33	\$300K	\$280K
16 November, 2016	94 Wagon Trailway	Townhouse	3	3	6	\$629K	\$703K
18 November, 2016	2744 Victoria Park Ave	Detached	2	2	60	\$1,188K	\$1,058K
19 November, 2016	155 Pleasant View Dr	Detached	4	4	13	\$1,298K	\$1,300K
23 November, 2016	197 Apache Tr	Semi-Detached	4	2	9	\$780K	\$802K
28 November, 2016	58 Micmac Cres	Semi-Detached	4	5	11	\$800K	\$966K
29 November, 2016	510, 5 Old Sheppard Ave	Condo	3	2	1	\$355K	\$360K
	1706, 10 Muirhead Rd	Condo	2	2	99	\$300K	\$288K
30 November, 2016	217 Shawnee Circ	Semi-Detached	4	3	9	\$888K	\$870K
1 December, 2016	2301, 1900 Sheppard Ave E	Condo	3	2	14	\$366K	\$362K
3 December, 2016	27 Yucatan Rd	Semi-Detached	4	2	5	\$900K	\$887K
	1908, 1900 Sheppard Ave E	Condo	2	2	24	\$359K	\$345K

Data

Month, Day, Year of Sold Date	Address1	Property Type	Bedrooms	Washrooms	Days on the Market	List Price	Sold Price
11 December, 2016	12 Doubletree Rd	Detached	5	4	3	\$1,200K	\$1,360K
13 December, 2016	5 Sepia Dr	Semi-Detached	3	2	7	\$748K	\$846K
14 December, 2016	35 Pondsview Dr	Detached	3	2	43	\$1,160K	\$1,120K
16 December, 2016	156 Edmonton Dr	Semi-Detached	4	2	16	\$998K	\$970K
19 December, 2016	16 Shawnee Circ	Semi-Detached	4	3	36	\$968K	\$920K
20 December, 2016	207, 70 Old Sheppard Ave	Condo	1	1	18	\$235K	\$223K
22 December, 2016	10 Tuscarora Dr	Semi-Detached	4	2	6	\$799K	\$910K
28 December, 2016	1507, 1900 Sheppard Ave E	Condo	2	1	22	\$300K	\$301K
19 January, 2017	92 Endsleigh Cres	Detached	4	4	8	\$1,579K	\$1,815K
26 January, 2017	23 Yucatan Rd	Semi-Detached	4	4	2	\$799K	\$994K
28 January, 2017	69 Brian Dr	Detached	4	3	24	\$1,500K	\$1,455K
	133 Ernest Ave	Detached	3	3	12	\$1,348K	\$1,300K
29 January, 2017	158 Edmonton Dr	Semi-Detached	4	3	10	\$850K	\$918K
31 January, 2017	45 Bowhill Cres	Semi-Detached	3	3	7	\$799K	\$863K
	58 Courville Coachway Way	Townhouse	3	3	12	\$499K	\$611K
14 February, 2017	507, 1900 Sheppard Ave E	Condo	1	1	6	\$310K	\$350K
17 February, 2017	27 Faye Dr	Semi-Detached	4	4	8	\$889K	\$995K
18 February, 2017	27 Clematis Rd	Semi-Detached	3	2	5	\$788K	\$900K
21 February, 2017	42 Cairnside Cres	Semi-Detached	4	2	7	\$729K	\$997K
22 February, 2017	120 Edmonton Dr	Semi-Detached	3	2	8	\$699K	\$916K
23 February, 2017	28 Shawnee Circ	Semi-Detached	4	2	9	\$898K	\$953K
24 February, 2017	40 Ernest Ave	Detached	3	2	0	\$1,249K	\$1,300K
2 March, 2017	1 Patrick Blvd	Detached	4	4	7	\$1,299K	\$1,800K
	2101, 5 Old Sheppard Ave	Condo	3	2	3	\$370K	\$406K
3 March, 2017	43 Painswick Cres	Semi-Detached	4	2	2	\$790K	\$920K
4 March, 2017	99 Painswick Cres	Semi-Detached	4	3	6	\$799K	\$935K
5 March, 2017	149 Chipwood Cres	Semi-Detached	4	4	3	\$699K	\$930K
7 March, 2017	126 Edmonton Dr	Semi-Detached	4	3	7	\$798K	\$900K

Data

Month, Day, Year of Sold Date	Address1	Property Type	Bedrooms	Washrooms	Days on the Market	List Price	Sold Price
9 March, 2017	8 Cashew Crt	Semi-Detached	6	3	6	\$789K	\$1,252K
	19 Chalet Rd	Detached	3	2	7	\$1,080K	\$1,303K
	65 Clydesdale Dr	Semi-Detached	4	3	7	\$739K	\$963K
	159 Pleasant View Dr	Detached	4	4	3	\$1,000K	\$1,200K
10 March, 2017	17 Clipper Rd	Semi-Detached	3	2	7	\$949K	\$962K
	92 Muirhead Rd	Semi-Detached	4	3	7	\$799K	\$1,088K
	408, 5 Old Sheppard Ave	Condo	2	2	7	\$385K	\$381K
14 March, 2017	36 Clydesdale Dr	Semi-Detached	4	2	6	\$799K	\$986K
21 March, 2017	145 Chipwood Cres	Other	4	4	11	\$928K	\$1,120K
23 March, 2017	1706, 10 Muirhead Rd	Condo	2	2	2	\$429K	\$450K
24 March, 2017	12 Doubletree Rd	Detached	5	5	8	\$1,380K	\$1,800K
27 March, 2017	505, 5 Old Sheppard Ave	Condo	3	2	5	\$390K	\$472K
28 March, 2017	87 Wagon Trailway	Townhouse	3	3	8	\$689K	\$785K
29 March, 2017	1508, 10 Muirhead Rd	Condo	2	2	9	\$350K	\$350K
30 March, 2017	56 Bowhill Cres	Semi-Detached	4	2	6	\$849K	\$1,056K
31 March, 2017	44 Tuscarora Dr	Semi-Detached	3	3	15	\$985K	\$950K
	1801, 1900 Sheppard Ave E	Condo	2	2	7	\$348K	\$457K
3 April, 2017	48 Crossbow Cres	Semi-Detached	4	3	6	\$748K	\$1,070K
4 April, 2017	17 Clematis Rd	Semi-Detached	3	2	6	\$800K	\$870K
7 April, 2017	169, 165 Cherokee Blvd	Townhouse	4	2	2	\$369K	\$480K
10 April, 2017	210, 5 Old Sheppard Ave	Condo	2	2	7	\$429K	\$500K
11 April, 2017	25 Boneset Rd	Semi-Detached	3	3	4	\$800K	\$1,000K
12 April, 2017	10 Micmac Cres	Semi-Detached	4	4	7	\$899K	\$1,138K
13 April, 2017	8 Flintwood Crt	Detached	4	3	10	\$1,088K	\$1,551K
	157 Pleasant View Dr	Detached	4	4	6	\$1,380K	\$1,818K
19 April, 2017	1204, 10 Muirhead Rd	Condo	2	1	6	\$390K	\$475K
20 April, 2017	65 Painswick Cres	Semi-Detached	4	3	4	\$929K	\$925K
24 April, 2017	94 Bards Walkway	Townhouse	3	3	4	\$650K	\$650K

Data

Month, Day, Year of Sold Date	Address1	Property Type	Bedrooms	Washrooms	Days on the Market	List Price	Sold Price
25 April, 2017	50 Wagon Trailway	Townhouse	3	3	7	\$690K	\$790K
	102, 70 Old Sheppard Ave	Condo	2	1	8	\$349K	\$361K
26 April, 2017	80 Tuscarora Dr	Semi-Detached	4	3	10	\$899K	\$1,118K
3 May, 2017	3 Chalet Rd	Detached	3	2	28	\$1,100K	\$1,248K
5 May, 2017	120 Courville Coach Way	Townhouse	3	3	5	\$668K	\$630K
	809, 5 Old Sheppard Ave E	Condo	1	1	18	\$390K	\$380K
7 May, 2017	381 Cherokee Blvd	Semi-Detached	4	3	20	\$1,136K	\$1,100K
	508, 10 Muirhead Rd	Condo	2	2	10	\$390K	\$395K
9 May, 2017	75 Faye Dr	Semi-Detached	3	2	6	\$799K	\$950K
10 May, 2017	39 Bards Walkway	Townhouse	3	2	1	\$645K	\$660K
11 May, 2017	19 Kamloops Dr	Detached	3	3	14	\$1,088K	\$990K
15 May, 2017	53 Cairnside Cres	Semi-Detached	3	2	4	\$790K	\$790K
	60 Courville Coach Way	Townhouse	3	3	3	\$499K	\$599K
	105 Courville Coachway	Townhouse	3	3	11	\$649K	\$630K
16 May, 2017	92 Wagon Trailway	Townhouse	3	3	6	\$700K	\$790K
17 May, 2017	17 Pindar Cres	Semi-Detached	4	2	1	\$968K	\$990K
	18 Pleasant View Dr	Detached	4	3	28	\$998K	\$1,000K
	409, 10 Muirhead Rd	Condo	1	1	8	\$238K	\$341K
19 May, 2017	141, 165 Cherokee Blvd	Townhouse	4	2	10	\$468K	\$450K
23 May, 2017	46 Ernest Ave	Detached	4	7	25	\$2,038K	\$1,900K
24 May, 2017	2207, 1900 Sheppard Ave E	Condo	1	1	6	\$350K	\$350K
25 May, 2017	1903, 5 Old Sheppard Ave	Condo	2	1	7	\$390K	\$385K
26 May, 2017	405, 1900 Sheppard Ave E	Condo	2	2	7	\$390K	\$406K
	1009, 1900 Sheppard Ave E	Condo	1	1	17	\$375K	\$368K
28 May, 2017	2006, 1900 Sheppard Ave E	Condo	2	2	31	\$310K	\$373K
29 May, 2017	69 Faye Dr	Semi-Detached	4	2	16	\$959K	\$945K
30 May, 2017	56 Kathrose Dr	Detached	3	3	5	\$1,500K	\$1,440K
	607, 5 Old Sheppard Ave	Condo	2	1	19	\$425K	\$425K

Data

Month, Day, Year of Sold Date	Address1	Property Type	Bedrooms	Washrooms	Days on the Market	List Price	Sold Price
30 May, 2017	1503, 1900 Sheppard Ave E	Condo	2	1	19	\$425K	\$425K
1 June, 2017	3 Pindar Cres	Semi-Detached	3	3	3	\$820K	\$808K
2 June, 2017	219, 165 Cherokee Blvd	Townhouse	4	2	33	\$479K	\$470K
5 June, 2017	2744 Victoria Park Ave	Detached	2	2	92	\$1,080K	\$1,000K
6 June, 2017	6 Pawnee Ave	Semi-Detached	3	2	7	\$899K	\$840K
	42 Doubletree Rd	Semi-Detached	4	4	8	\$1,088K	\$980K
10 June, 2017	310, 10 Muirhead Rd	Condo	2	2	11	\$450K	\$438K
12 June, 2017	1907, 1900 Sheppard Ave	Condo	1	1	2	\$399K	\$397K
14 June, 2017	88 Courville Coachway	Townhouse	3	3	30	\$599K	\$640K
20 June, 2017	55 Ipswich Cres	Detached	3	4	12	\$1,188K	\$1,250K
21 June, 2017	22 Cairnside Cres	Semi-Detached	4	2	14	\$759K	\$710K
22 June, 2017	2 Courville Coach Way	Townhouse	3	3	24	\$658K	\$635K
	88 Cairnside Cres	Semi-Detached	3	2	9	\$820K	\$785K
	107, 10 Muirhead Rd	Condo	2	2	9	\$299K	\$340K
27 June, 2017	8 Bards Walkway	Townhouse	3	3	6	\$699K	\$685K
14 July, 2017	#129, 165 Cherokee Blvd	Townhouse	4	2	29	\$500K	\$460K
16 July, 2017	291 Apache Tr	Semi-Detached	4	3	16	\$989K	\$965K
20 July, 2017	#1806, 10 Muirhead Rd	Condo	2	2	23	\$470K	\$446K
21 July, 2017	35 Ernest Ave	Detached	4	2	35	\$1,450K	\$1,288K
23 July, 2017	275 Shawnee Circ	Semi-Detached	3	3	12	\$888K	\$868K
24 July, 2017	203, 10 Muirhead Rd	Condo	2	1	25	\$400K	\$390K
26 July, 2017	69 Apache Tr	Semi-Detached	3	2	9	\$800K	\$758K
27 July, 2017	1 Sanwin Crt	Detached	3	3	48	\$1,190K	\$1,160K
31 July, 2017	35 Navaho Dr	Semi-Detached	5	3	55	\$988K	\$950K
4 August, 2017	323 Cherokee Blvd	Semi-Detached	3	3	15	\$880K	\$858K
8 August, 2017	112 Hickorynut Dr	Semi-Detached	5	3	88	\$1,089K	\$975K
11 August, 2017	2501, 30 Heron's Hill Way	Condo	1	1	1	\$395K	\$393K
13 August, 2017	112, 70 Old Sheppard Ave	Condo	2	1	25	\$339K	\$315K

Data

Month, Day, Year of Sold Date	Address1	Property Type	Bedrooms	Washrooms	Days on the Market	List Price	Sold Price
14 August, 2017	91 Bickerton Cres	Detached	3	3	5	\$1,099K	\$1,230K
10 September, 2017	409, 1900 Sheppard Ave E	Condo	1	1	17	\$370K	\$360K
12 September, 2017	40 Painswick Cres	Semi-Detached	4	2	7	\$898K	\$886K
26 September, 2017	806, 1900 Sheppard Ave E	Condo	2	2	70	\$429K	\$425K
27 September, 2017	14 Pondsview Dr	Detached	4	4	12	\$1,399K	\$1,400K
28 September, 2017	1610, 1900 Sheppard Ave E	Condo	3	2	32	\$515K	\$506K
29 September, 2017	273, 165 Cherokee Blvd	Townhouse	4	2	13	\$470K	\$463K
30 September, 2017	1807, 1900 Sheppard Ave E	Condo	2	1	18	\$400K	\$391K
4 October, 2017	2310, 1900 Sheppard Ave E	Condo	2	2	6	\$405K	\$397K
17 October, 2017	293, 165 Cherokee Blvd	Townhouse	4	2	33	\$500K	\$479K
20 October, 2017	66 Bards Walkway Walk	Townhouse	3	3	11	\$706K	\$685K
25 October, 2017	29 Ipswich Cres	Detached	3	3	61	\$1,299K	\$1,231K
	89 Apache Tr	Semi-Detached	4	3	9	\$849K	\$858K
	1108, 10 Muirhead Rd	Condo	2	2	58	\$394K	\$390K
27 October, 2017	56 Shawnee Circ	Semi-Detached	3	2	43	\$968K	\$900K
	92 Chipwood Cres	Semi-Detached	4	5	9	\$1,000K	\$970K
	123 Courville Coach Way	Townhouse	3	3	2	\$450K	\$495K
3 November, 2017	8 Snapdragon Dr	Semi-Detached	3	2	30	\$739K	\$725K
8 November, 2017	508, 5 Old Sheppard Ave	Condo	2	2	7	\$370K	\$365K
18 November, 2017	256, 165 Cherokee Blvd N	Townhouse	4	2	32	\$460K	\$440K
19 November, 2017	#298, 165 Cherokee Blvd	Townhouse	4	2	5	\$455K	\$448K
24 November, 2017	1 Clematis Rd	Semi-Detached	3	2	23	\$819K	\$805K
27 November, 2017	14 Inca Rd	Semi-Detached	4	2	12	\$899K	\$817K
	31 Yucatan Rd	Semi-Detached	3	2	12	\$849K	\$828K
	276 Apache Tr	Semi-Detached	4	3	70	\$1,000K	\$965K
	2303, 1900 Sheppard Ave E	Condo	2	1	27	\$400K	\$390K
29 November, 2017	1507, 1900 Sheppard Ave E	Condo	2	1	31	\$395K	\$392K
8 December, 2017	306 Cherokee Blvd	Other	4	3	43	\$938K	\$880K

Data

Month, Day, Year of Sold Date	Address1	Property Type	Bedrooms	Washrooms	Days on the Market	List Price	Sold Price
13 December, 2017	5 Snapdragon Dr	Semi-Detached	3	3	25	\$800K	\$795K
21 December, 2017	140, 165 Cherokee Blvd	Townhouse	4	2	9	\$440K	\$460K
22 December, 2017	37 Cairnside Cres	Semi-Detached	4	3	50	\$850K	\$780K
27 December, 2017	1609, 1900 Sheppard Ave E	Condo	2	1	33	\$400K	\$394K
29 December, 2017	104, 165 Cherokee Blvd	Townhouse	4	2	57	\$455K	\$448K
16 January, 2018	1006, 10 Muirhead Rd	Condo	3	2	58	\$440K	\$422K
23 January, 2018	263 Shawnee Circ	Semi-Detached	4	4	56	\$900K	\$870K
	265 Cherokee Blvd	Semi-Detached	4	2	35	\$800K	\$778K
25 January, 2018	44 Doubletree Rd	Semi-Detached	4	4	17	\$899K	\$1,020K
7 February, 2018	177, 165 Cherokee Blvd	Townhouse	4	2	15	\$439K	\$415K
8 February, 2018	1505, 10 Muirhead Rd	Condo	3	2	96	\$458K	\$439K
14 February, 2018	268, 165 Cherokee Blvd	Townhouse	4	2	13	\$430K	\$413K
16 February, 2018	40 Chipwood Cres	Detached	4	3	85	\$1,350K	\$1,270K
25 February, 2018	1003, 5 Old Sheppard Ave	Condo	2	1	11	\$398K	\$402K
26 February, 2018	171 Apache Tr	Semi-Detached	3	3	9	\$880K	\$834K
7 March, 2018	56 Hazelnut Cres	Semi-Detached	3	2	14	\$969K	\$945K
8 March, 2018	13 Micmac Cres	Semi-Detached	3	2	22	\$860K	\$800K
	401, 1900 Sheppard Ave E	Condo	2	2	38	\$460K	\$460K
9 March, 2018	69 Cairnside Cres	Semi-Detached	4	2	3	\$789K	\$780K
15 March, 2018	42 Faye Dr	Detached	5	4	23	\$1,250K	\$1,220K
16 March, 2018	278, 165 Cherokee Blvd	Townhouse	3	2	27	\$429K	\$415K
17 March, 2018	93 Faye Dr	Semi-Detached	3	2	109	\$859K	\$835K
23 March, 2018	250 Shawnee Circ	Semi-Detached	4	3	14	\$839K	\$809K
25 March, 2018	308, 10 Muirhead Rd	Condo	2	2	36	\$368K	\$350K
26 March, 2018	10 Pondsview Dr	Detached	3	3	5	\$1,288K	\$1,306K
27 March, 2018	201, 10 Muirhead Rd	Condo	2	2	13	\$450K	\$438K
28 March, 2018	147 Ernest Ave	Detached	3	2	17	\$1,390K	\$1,360K
29 March, 2018	14 Lucifer Dr	Semi-Detached	3	4	26	\$788K	\$743K