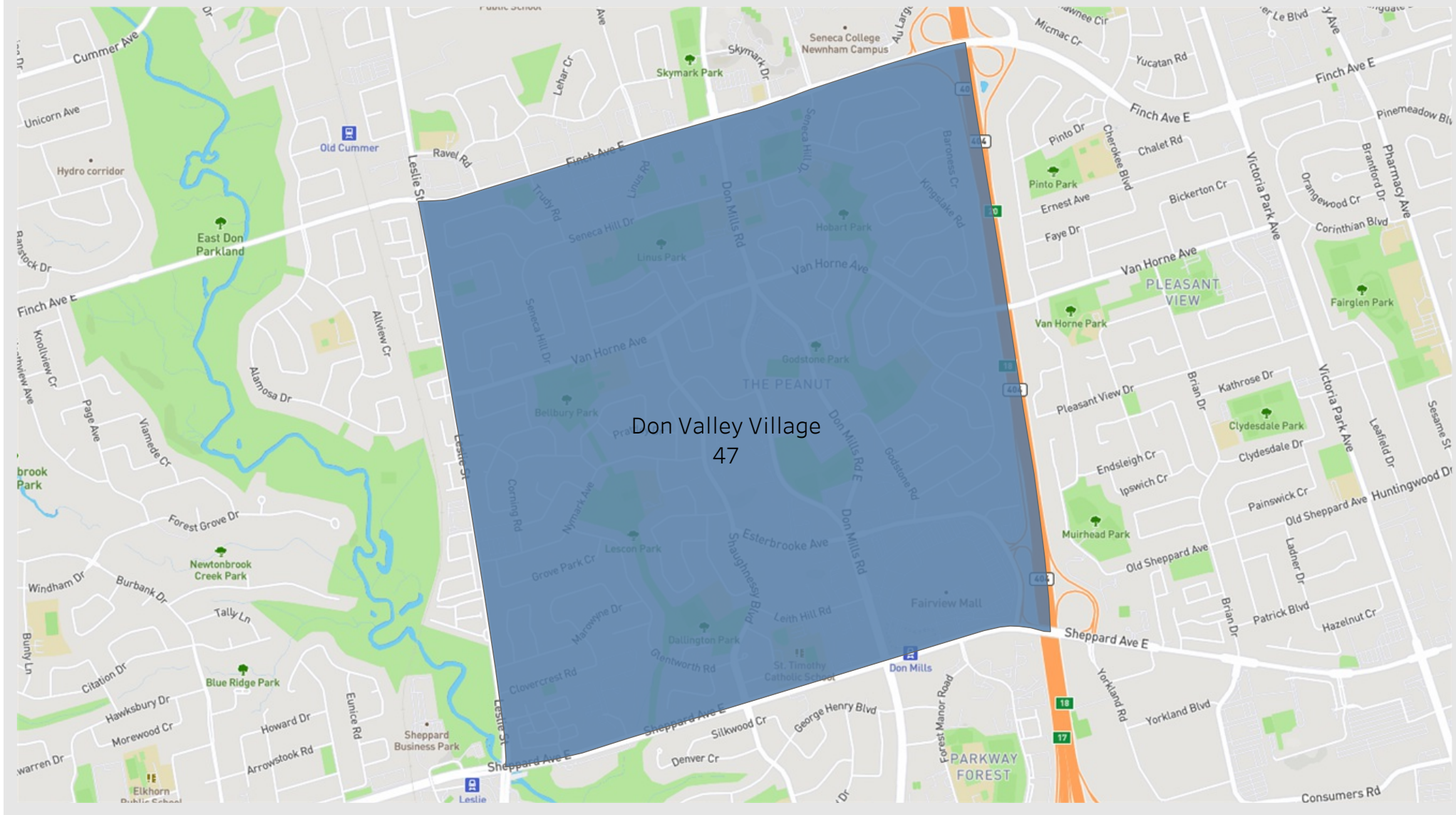
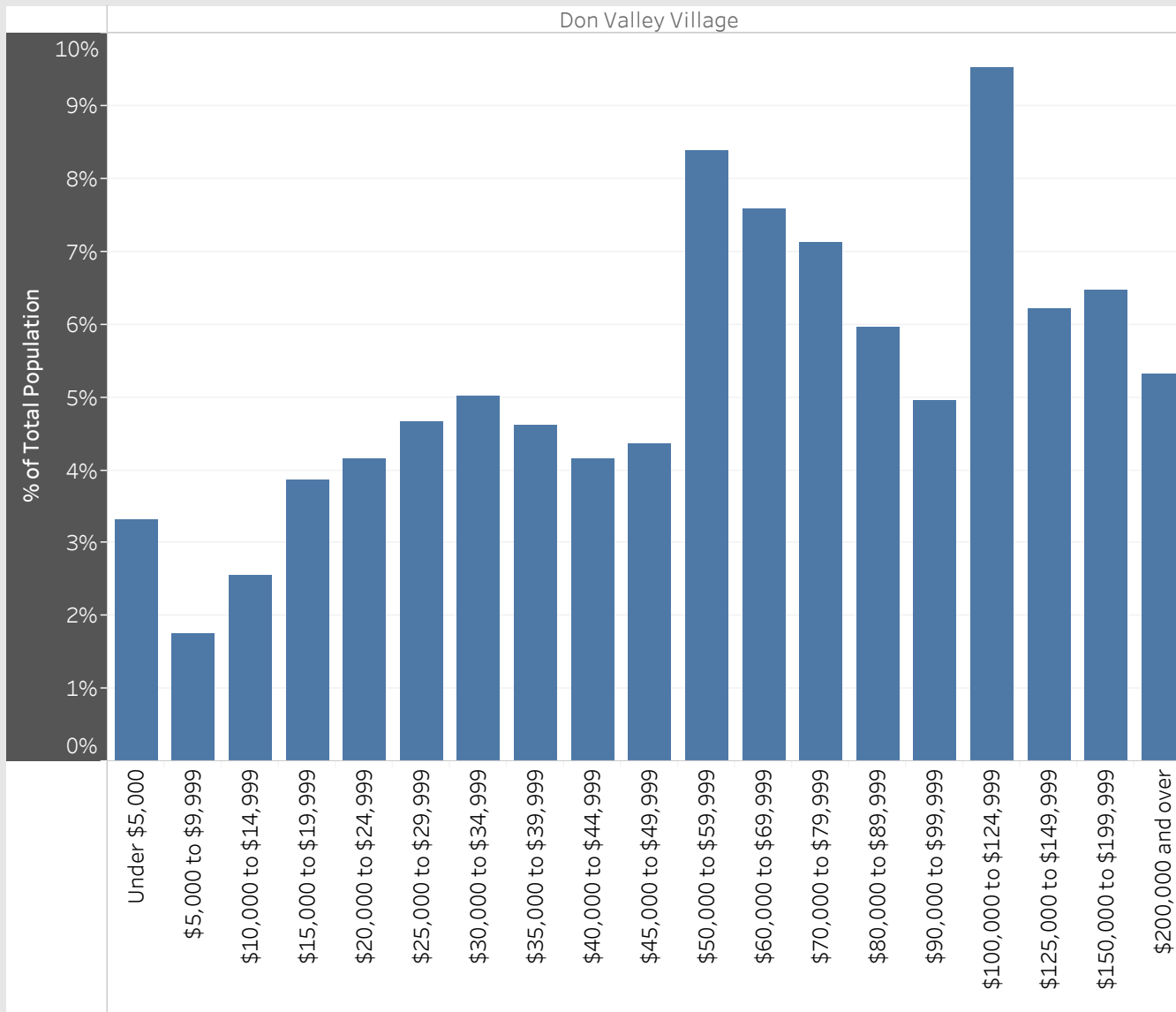


Don Valley Village
Neighbourhood Breakdown
July 1st, 2015 - March 31st, 2018

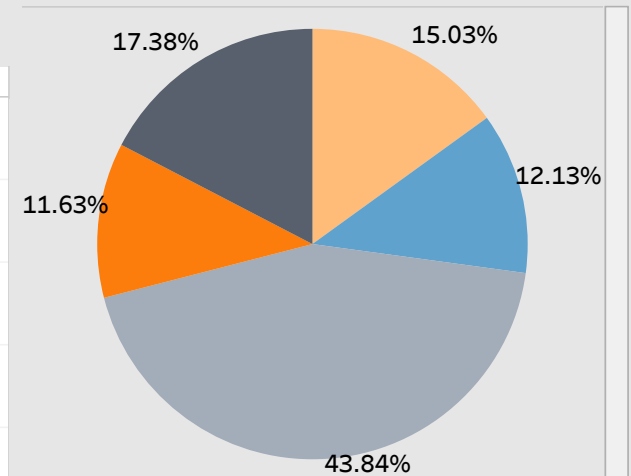


2016 StatsCan Data

Household Income in Don Valley Village



Age

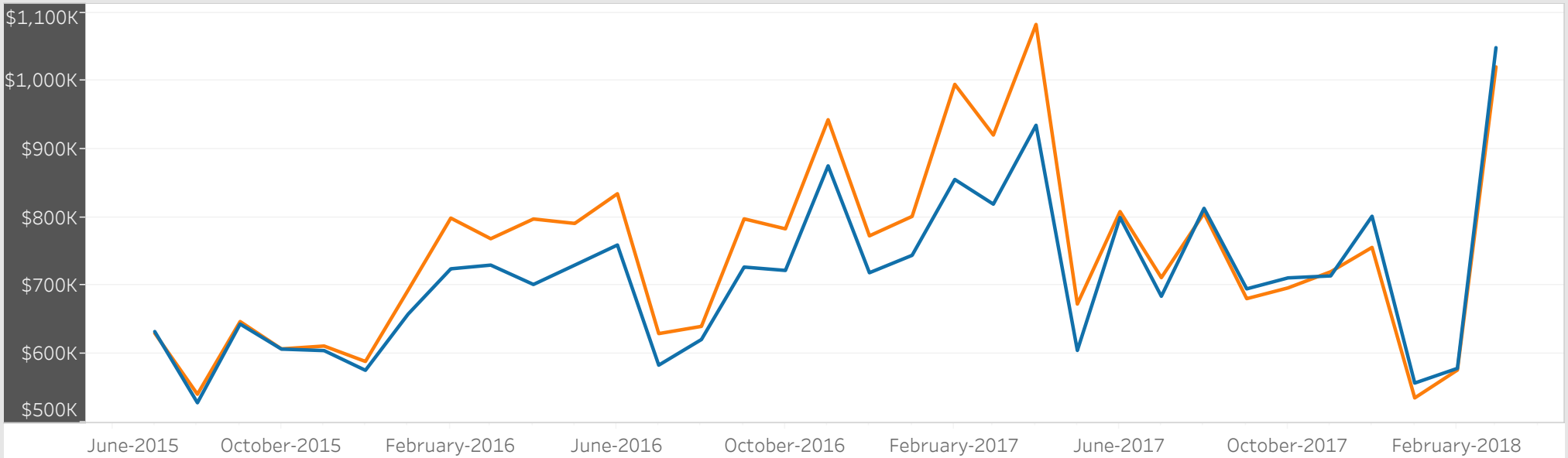


- Children (0-14 years)
- Youth (15-24 years)
- Working Age (25-54 years)
- Pre-retirement (55-64 years)
- Seniors (65+ years)

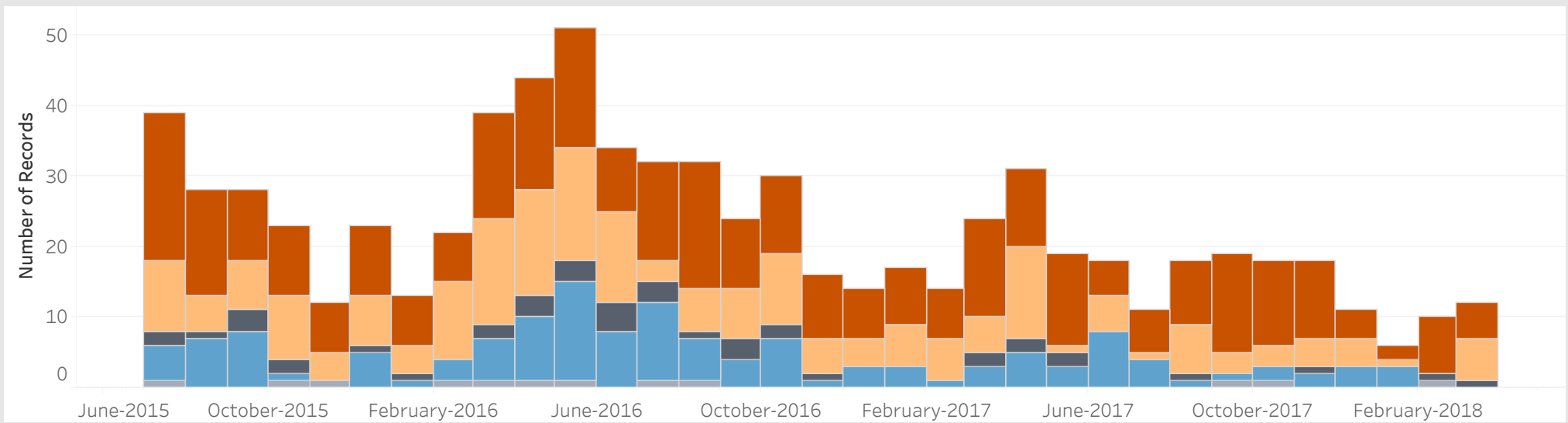
Visible Minorities

Not a visible minority	29.08%
Chinese	25.97%
South Asian	10.78%
West Asian	9.14%
Filipino	8.10%
Black	4.79%
Arab	3.30%
Korean	3.12%
Latin American	2.05%
Multiple visible minorities	1.94%
Southeast Asian	0.71%
Visible minority; n.i.e.	0.52%
Japanese	0.50%

Average Sold Price vs. Average Ask Price in Don Valley Village



Properties Sold in Don Valley Village by Month



Data

Month, Day, Year of Sold Date	Address1	Property Type	Bedrooms	Washrooms	Days on the Market	List Price	Sold Price
1 July, 2015	611, 350 Seneca Hill Dr, Toronto	Condo	3	1	34	\$270K	\$267K
2 July, 2015	79 Glentworth Rd, Toronto	Detached	4	4	17	\$1,100K	\$1,088K
	89 Nymark Ave, Toronto	Detached	4	3	14	\$925K	\$919K
	510, 20 Bloorview Pl, Toronto	Condo	2	2		\$440K	\$440K
3 July, 2015	2308, 3303 Don Mills Rd, Toronto	Condo	2	2	33	\$368K	\$357K
5 July, 2015	24 Whitehorn Cres, Toronto	Detached	4	3	19	\$958K	\$935K
	2206, 1555 Finch Ave, Toronto	Condo	2	2	23	\$415K	\$411K
6 July, 2015	811, 10 Bloorview Pl, Toronto	Condo	1	2	48	\$485K	\$461K
7 July, 2015	25 Rusty Crestway Way, Toronto	Townhouse	3	2	6	\$500K	\$541K
	216, 20 Bloorview Pl, Toronto	Condo	2	2	31	\$458K	\$443K
8 July, 2015	20 Medaca St, Toronto	Other	4	4	10	\$799K	\$785K
	165 Silas Hill Dr, Toronto	Semi-Detached	4	2	13	\$699K	\$730K
9 July, 2015	605, 20 Bloorview Pl, Toronto	Condo	2	1	22	\$335K	\$335K
10 July, 2015	13 Cliff Fernway , Toronto	Townhouse	3	2	73	\$455K	\$450K
12 July, 2015	901, 10 Bloorview Pl, Toronto	Condo	1	1	3	\$428K	\$420K
13 July, 2015	2204, 3303 Don Mills Rd, Toronto	Condo	2	2	21	\$375K	\$370K
14 July, 2015	14 Lesgay Cres, Toronto	Detached	4	3	12	\$959K	\$923K
	29 Green Meadows Circ, Toronto	Detached	4	5	6	\$1,529K	\$1,620K
	68 Angus Dr, Toronto	Detached	4	4	7	\$988K	\$965K
	70 Bloorview Pl, Toronto	Townhouse	3	4	19	\$1,250K	\$1,200K
	503, 20 Bloorview Pl, Toronto	Condo	2	2	8	\$480K	\$480K
15 July, 2015	1121 Finch Ave, Toronto	Townhouse	3	2	7	\$388K	\$430K
16 July, 2015	414, 177 Linus Rd, Toronto	Condo	2	1	21	\$286K	\$280K
17 July, 2015	251 Kingslake Rd, Toronto	Detached	5	4	15	\$1,100K	\$1,110K
20 July, 2015	112, 20 Bloorview Pl, Toronto	Condo	2	2	14	\$449K	\$440K
23 July, 2015	153 Kingslake Rd, Toronto	Detached	3	3	10	\$839K	\$823K
24 July, 2015	104, 10 Bloorview Pl, Toronto	Condo	1	2	36	\$599K	\$568K
26 July, 2015	606, 260 Seneca Hill Dr, Toronto	Condo	2	1	12	\$250K	\$250K

Data

Month, Day, Year of Sold Date	Address1	Property Type	Bedrooms	Washrooms	Days on the Market	List Price	Sold Price
27 July, 2015	7, 8 Esterbrooke Ave, Toronto	Townhouse	3	2	13	\$439K	\$433K
	518, 20 Bloorview Pl, Toronto	Condo	2	2	36	\$595K	\$590K
28 July, 2015	22 Medaca St, Toronto	Semi-Detached	4	3	42	\$860K	\$850K
29 July, 2015	16 Kingslake Rd, Toronto	Detached	5	4	19	\$989K	\$972K
	315, 10 Bloorview Pl, Toronto	Condo	1	2	20	\$485K	\$475K
	1110, 350 Seneca Hill Dr, Toronto	Condo	3	2	17	\$349K	\$336K
	1515, 350 Seneca Hill Dr, Toronto	Condo	3	1	10	\$259K	\$250K
	1602, 177 Linus Rd, Toronto	Condo	2	1	16	\$286K	\$281K
30 July, 2015	24 Kingland Cres, Toronto	Detached	5	6	10	\$1,400K	\$1,480K
31 July, 2015	607, 10 Bloorview Pl, Toronto	Condo	1	2	4	\$499K	\$496K
	3001, 3303 Don Mills Rd, Toronto	Condo	2	2	10	\$374K	\$368K
4 August, 2015	306, 20 Bloorview Pl, Toronto	Condo	2	2	36	\$479K	\$471K
5 August, 2015	81 Green Meadows Circ, Toronto	Detached	4	5	14	\$1,549K	\$1,518K
7 August, 2015	47 Marowyne Dr, Toronto	Detached	5	4	3	\$1,129K	\$1,070K
	1808, 3300 Don Mills Rd, Toronto	Condo	2	2	12	\$269K	\$267K
10 August, 2015	1004, 350 Seneca Hill Dr, Toronto	Condo	3	2	18	\$345K	\$340K
11 August, 2015	2104, 1555 Finch Ave, Toronto	Condo	2	3	1	\$419K	\$427K
12 August, 2015	12 O'shea Cres, Toronto	Detached	4	5	2	\$549K	\$777K
	#1907, 10 Bloorview Pl, Toronto	Condo	1	2	9	\$600K	\$621K
13 August, 2015	85, 25 Esterbrooke Ave, Toronto	Townhouse	3	1	1	\$333K	\$364K
	112, 63 Godstone Rd, Toronto	Townhouse	3	2	6	\$355K	\$350K
15 August, 2015	28 Lady Fernway , Toronto	Townhouse	2	2	20	\$408K	\$400K
16 August, 2015	110, 61 Godstone Rd, Toronto	Townhouse	2	2	9	\$260K	\$283K
17 August, 2015	45 Marowyne Dr, Toronto	Detached	4	2	5	\$995K	\$1,100K
18 August, 2015	54 Lynch Rd, Toronto	Semi-Detached	4	3	7	\$828K	\$835K
21 August, 2015	37 Whitehorn Cres, Toronto	Detached	4	4	8	\$1,099K	\$1,162K
22 August, 2015	1805, 3303 Don Mills Rd, Toronto	Condo	2	2	12	\$380K	\$373K
23 August, 2015	403, 1555 Finch Ave, Toronto	Condo	2	3	5	\$439K	\$467K

Data

Month, Day, Year of Sold Date	Address1	Property Type	Bedrooms	Washrooms	Days on the Market	List Price	Sold Price
24 August, 2015	1510, 260 Seneca Hill Dr, Toronto	Condo	2	2	18	\$340K	\$335K
25 August, 2015	815, 10 Bloorview Pl, Toronto	Condo	1	2	98	\$530K	\$503K
	1402, 1555 Finch Ave, Toronto	Condo	2	1	8	\$290K	\$285K
	1908, 3300 Don Mills Rd, Toronto	Condo	2	2	25	\$289K	\$280K
26 August, 2015	61 Cheryl Shepway , Toronto	Townhouse	3	2	1	\$580K	\$605K
27 August, 2015	56 Rock Fernway , Toronto	Townhouse	3	3	4	\$499K	\$519K
	619, 20 Bloorview Pl, Toronto	Condo	2	2	3	\$499K	\$490K
	2005, 3300 Don Mills Rd, Toronto	Condo	2	2	49	\$245K	\$233K
29 August, 2015	2702, 3303 Don Mills Rd, Toronto	Condo	2	2	44	\$409K	\$400K
30 August, 2015	1015, 350 Seneca Hill Dr, Toronto	Condo	3	1	21	\$245K	\$240K
31 August, 2015	31 Crest Fern Way, Toronto	Townhouse	3	2	27	\$420K	\$417K
1 September, 2015	23 Marowyne Dr, Toronto	Detached	5	3	6	\$1,059K	\$1,201K
	122 Van Horne Ave, Toronto	Semi-Detached	3	2	6	\$699K	\$700K
3 September, 2015	1111, 177 Linus Rd, Toronto	Condo	2	2	3	\$310K	\$310K
7 September, 2015	1708, 10 Bloorview Pl, Toronto	Condo	1	2	7	\$509K	\$495K
8 September, 2015	52 Axsmith Cres, Toronto	Detached	5	3	6	\$899K	\$890K
	81 Rock Fernway , Toronto	Townhouse	3	2	22	\$425K	\$426K
9 September, 2015	98 Rusty Crestway Cres, Toronto	Townhouse	3	2	7	\$538K	\$545K
10 September, 2015	100, 25 Esterbrooke Ave, Toronto	Townhouse	3	2	10	\$430K	\$408K
11 September, 2015	33 Bloorview Pl, Toronto	Townhouse	3	4	12	\$1,250K	\$1,205K
12 September, 2015	#79, 6 Esterbrooke Ave, Toronto	Townhouse	3	2	3	\$418K	\$435K
13 September, 2015	26 Nymark Ave, Toronto	Detached	3	2	11	\$958K	\$908K
	33 Axsmith Cres, Toronto	Detached	4	6	35	\$789K	\$898K
14 September, 2015	8 Carl Shepway Way, Toronto	Townhouse	3	2	6	\$579K	\$605K
15 September, 2015	703, 260 Seneca Hill Dr, Toronto	Condo	2	1	12	\$292K	\$283K
16 September, 2015	203, 20 Bloorview Pl, Toronto	Condo	2	2	69	\$530K	\$508K
17 September, 2015	302, 350 Seneca Hill Dr, Toronto	Condo	3	1	21	\$270K	\$262K
18 September, 2015	48 Bellbury Cres, Toronto	Detached	4	3	9	\$1,225K	\$1,240K

Data

Month, Day, Year of Sold Date	Address1	Property Type	Bedrooms	Washrooms	Days on the Market	List Price	Sold Price
18 September, 2015	1503, 177 Linus Rd, Toronto	Condo	2	2	24	\$309K	\$301K
20 September, 2015	7 Clareville Cres, Toronto	Detached	5	2	6	\$980K	\$960K
21 September, 2015	17 Angus Dr, Toronto	Semi-Detached	4	3	13	\$759K	\$766K
	93 Green Meadows Circ, Toronto	Detached	4	6	8	\$1,390K	\$1,388K
	921, 20 Bloorview Pl, Toronto	Condo	2	1	20	\$419K	\$415K
22 September, 2015	919, 10 Bloorview Pl, Toronto	Condo	1	2	15	\$699K	\$705K
23 September, 2015	10 Clancy Dr, Toronto	Semi-Detached	4	3	6	\$749K	\$769K
24 September, 2015	9 Wood Fern Way, Toronto	Townhouse	3	2	2	\$459K	\$439K
28 September, 2015	112, 61 Godstone Rd, Toronto	Townhouse	2	1	11	\$278K	\$264K
	807, 20 Bloorview Pl, Toronto	Condo	2	2	14	\$538K	\$536K
30 September, 2015	1201, 260 Seneca Hill Dr, Toronto	Condo	2	1	3	\$255K	\$255K
2 October, 2015	10 Seneca Hill Dr, Toronto	Detached	4	3	3	\$928K	\$1,016K
	27 Angus Dr, Toronto	Semi-Detached	3	2	24	\$680K	\$670K
	2006, 10 Bloorview Pl, Toronto	Condo	1	2	28	\$760K	\$688K
9 October, 2015	110, 67 Godstone Rd, Toronto	Townhouse	3	2	4	\$367K	\$358K
	1505, 10 Bloorview Pl, Toronto	Condo	1	1	20	\$339K	\$335K
11 October, 2015	60 Kempsell Cres, Toronto	Detached	5	3	4	\$979K	\$973K
	1508, 10 Bloorview Pl, Toronto	Condo	1	2	17	\$530K	\$510K
15 October, 2015	1201, 350 Seneca Hill Dr, Toronto	Condo	3	1	28	\$260K	\$259K
16 October, 2015	132 Van Horne Ave, Toronto	Semi-Detached	4	3	22	\$670K	\$650K
	705, 350 Seneca Hill Dr, Toronto	Condo	3	1	23	\$288K	\$283K
18 October, 2015	608, 3303 Don Mills Rd, Toronto	Condo	2	2	28	\$349K	\$332K
19 October, 2015	302, 3300 Don Mills Rd, Toronto	Condo	2	2	30	\$289K	\$275K
	3108, 3303 Don Mills Rd, Toronto	Condo	2	2	13	\$375K	\$365K
21 October, 2015	110, 59 Godstone Rd, Toronto	Other	3	2	13	\$355K	\$353K
25 October, 2015	36 Deerford Rd, Toronto	Detached	5	2	7	\$899K	\$855K
	38 Mosedale Cres, Toronto	Detached	4	2	10	\$950K	\$921K
26 October, 2015	4 Ashstead Pl, Toronto	Detached	4	3	6	\$950K	\$973K

Data

Month, Day, Year of Sold Date	Address1	Property Type	Bedrooms	Washrooms	Days on the Market	List Price	Sold Price
26 October, 2015	27 Waddington Cres, Toronto	Detached	4	3	14	\$788K	\$780K
27 October, 2015	53 Glentworth Rd, Toronto	Detached	4	2	7	\$899K	\$962K
	3104, 3303 Don Mills Rd, Toronto	Condo	2	2	44	\$390K	\$380K
28 October, 2015	67 Grove Park Cres, Toronto	Detached	4	3	1	\$980K	\$1,100K
29 October, 2015	17 Baroness Cres, Toronto	Detached	3	3	33	\$898K	\$892K
	P3 244, 10 Bloorview Pl, Toronto	Condo	1		124	\$30K	\$29K
8 November, 2015	33 Hobart Dr, Toronto	Detached	3	3	26	\$899K	\$875K
	703, 10 Bloorview Pl, Toronto	Condo	1	2	35	\$499K	\$490K
9 November, 2015	Apt 204, 350 Seneca Hill Dr, Toronto	Condo	3	2	27	\$340K	\$340K
17 November, 2015	3 Cobblestone Dr, Toronto	Detached	4	4	11	\$998K	\$1,183K
18 November, 2015	2509, 3300 Don Mills Rd, Toronto	Condo	2	2	79	\$279K	\$269K
21 November, 2015	2806, 3303 Don Mills Rd, Toronto	Condo	2	2	5	\$409K	\$410K
22 November, 2015	517, 20 Bloorview Pl, Toronto	Condo	2	1	18	\$329K	\$324K
23 November, 2015	204, 3300 Don Mills Rd, Toronto	Condo	2	2	14	\$265K	\$255K
25 November, 2015	23 Baroness Cres, Toronto	Detached	4	4	57	\$899K	\$860K
	29 Whitehorn Cres, Toronto	Detached	3	3	9	\$939K	\$975K
28 November, 2015	38 Silas Hill Dr, Toronto	Other	4	2	6	\$778K	\$742K
30 November, 2015	1604, 20 Bloorview Pl, Toronto	Condo	2	2	18	\$619K	\$610K
2 December, 2015	9 Angus Dr, Toronto	Semi-Detached	3	2		\$669K	\$680K
	10 Hollybrook Cres, Toronto	Detached	4	2	1	\$975K	\$1,100K
	15 Waddington Cres, Toronto	Detached	4	2	22	\$899K	\$870K
	57 Goodview Rd, Toronto	Detached	5	3	46	\$1,168K	\$1,098K
4 December, 2015	117, 63 Godstone Rd, Toronto	Townhouse	3	2	23	\$306K	\$295K
5 December, 2015	118, 57 Godstone Rd, Toronto	Townhouse	2	2	2	\$306K	\$300K
6 December, 2015	3, 10 Leith Hill Rd, Toronto	Townhouse	3	4	5	\$438K	\$435K
9 December, 2015	1001, 260 Seneca Hill Dr, Toronto	Condo	2	1	22	\$243K	\$237K
	2307, 1555 Finch Ave, Toronto	Condo	2	3	8	\$400K	\$452K
10 December, 2015	5 Tyson Shepway , Toronto	Townhouse	3	2	4	\$590K	\$602K

Data

Month, Day, Year of Sold Date	Address1	Property Type	Bedrooms	Washrooms	Days on the Market	List Price	Sold Price
10 December, 2015	35 Waddington Cres, Toronto	Detached	4	2	53	\$764K	\$733K
12 December, 2015	77 Cobblestone Dr, Toronto	Detached	5	4	10	\$1,000K	\$1,260K
	102, 1555 Finch Ave, Toronto	Condo	2	1	23	\$288K	\$270K
	120, 57 Godstone Rd, Toronto	Townhouse	2	2	4	\$320K	\$316K
13 December, 2015	1214, 260 Seneca Hill Dr, Toronto	Condo	2	1	10	\$299K	\$292K
14 December, 2015	204, 1555 Finch Ave, Toronto	Condo	2	3	28	\$439K	\$425K
	603, 3303 Don Mills Rd, Toronto	Condo	2	2	19	\$345K	\$335K
15 December, 2015	614, 177 Linus Rd, Toronto	Condo	2	1	8	\$286K	\$279K
16 December, 2015	16 Lisburn Cres, Toronto	Detached	4	3	3	\$1,099K	\$1,082K
17 December, 2015	1109, 260 Seneca Hill Dr, Toronto	Condo	2	1	4	\$306K	\$308K
21 December, 2015	46 Cobblestone Dr, Toronto	Detached	4	4	14	\$1,289K	\$1,370K
	103, 20 Bloorview Pl, Toronto	Condo	2	2	101	\$449K	\$434K
29 December, 2015	607, 350 Seneca Hill Dr, Toronto	Condo	3	2	8	\$359K	\$363K
1 January, 2016	308, 20 Bloorview Pl, Toronto	Condo	2	2	53	\$577K	\$575K
5 January, 2016	617, 20 Bloorview Pl, Toronto	Condo	2	1	28	\$326K	\$320K
16 January, 2016	41 Clancy Dr, Toronto	Semi-Detached	4	3	4	\$800K	\$902K
24 January, 2016	1905, 10 Bloorview Pl	Condo	1	1	73	\$345K	\$336K
25 January, 2016	12 O'shea Cres	Detached	4	4	5	\$1,200K	\$1,350K
	509, 20 Bloorview Pl	Condo	2	2	24	\$592K	\$582K
26 January, 2016	101 Nymark Ave	Detached	4	3	6	\$980K	\$1,035K
27 January, 2016	59 Laurie Shepway	Townhouse	3	2	8	\$599K	\$671K
28 January, 2016	506, 177 Linus Rd	Condo	2	1	15	\$275K	\$265K
	907, 3303 Don Mills Rd	Condo	2	2	43	\$389K	\$367K
29 January, 2016	32 Rochelle Cres	Detached	3	4	8	\$1,190K	\$1,160K
30 January, 2016	1 Ashstead Pl	Detached	4	4	9	\$970K	\$1,150K
	502, 1555 Finch Ave E	Condo	1	1	5	\$310K	\$298K
4 February, 2016	41 Grove Park Cres	Detached	3	1	6	\$900K	\$1,182K
	56 Houston Cres	Detached	3	2	1	\$798K	\$1,025K

Data

Month, Day, Year of Sold Date	Address1	Property Type	Bedrooms	Washrooms	Days on the Market	List Price	Sold Price
5 February, 2016	113 Kingslake Rd	Detached	4	6	8	\$1,600K	\$1,580K
7 February, 2016	901, 260 Seneca Hill Dr	Condo	1	1	3	\$259K	\$276K
9 February, 2016	20 Clovercrest Rd	Detached	4	6	9	\$1,788K	\$1,670K
10 February, 2016	P3 60, 20 Bloorview Pl	Other	0	0	368	\$30K	\$30K
11 February, 2016	27 Gleneagle Cres	Detached	5	2	8	\$839K	\$1,046K
14 February, 2016	111, 53 Godstone Rd	Townhouse	3	3	37	\$358K	\$350K
16 February, 2016	4 Glentworth Rd	Detached	3	2	8	\$989K	\$1,180K
	95 Nymark Ave	Detached	4	2	7	\$899K	\$1,050K
17 February, 2016	19 Trailside Dr	Detached	4	2	7	\$800K	\$951K
18 February, 2016	26 Bellbury Cres	Detached	3	2	1	\$1,049K	\$1,271K
	905, 3300 Don Mills Rd	Condo	2	2	17	\$270K	\$265K
19 February, 2016	2807, 3303 Don Mills Rd	Condo	1	2	4	\$398K	\$395K
20 February, 2016	19 Clareville Cres	Detached	5	2	3	\$995K	\$1,364K
	1704, 20 Bloorview Pl	Condo	2	2	39	\$625K	\$615K
22 February, 2016	19 Crest Fernway Way	Townhouse	3	3	6	\$488K	\$518K
	119, 69 Godstone Rd	Townhouse	4	2	2	\$399K	\$390K
23 February, 2016	1401, 3303 Don Mills Rd	Condo	2	2	26	\$369K	\$352K
26 February, 2016	506, 10 Bloorview Pl	Condo	2	2	7	\$478K	\$477K
	1707, 20 Bloorview Pl	Condo	2	2	10	\$630K	\$636K
29 February, 2016	46 Mosedale Cres	Detached	3	2	40	\$975K	\$950K
1 March, 2016	39 Dallington Dr	Detached	5	3	4	\$1,250K	\$1,345K
	218, 20 Bloorview Pl	Condo	2	2	57	\$585K	\$579K
	Ph1, 260 Seneca Hill Dr	Condo	1	1	58	\$249K	\$235K
2 March, 2016	59 Baroness Cres	Other	4	4	2	\$788K	\$765K
	306, 350 Seneca Hill Dr	Condo	1	1	21	\$240K	\$235K
	2203, 3303 Don Mills Rd	Condo	2	2	2	\$420K	\$451K
3 March, 2016	6 Hollybrook Cres	Detached	4	2	2	\$975K	\$1,275K
	163 Kingslake Rd	Detached	3	3	9	\$938K	\$919K

Data

Month, Day, Year of Sold Date	Address1	Property Type	Bedrooms	Washrooms	Days on the Market	List Price	Sold Price
4 March, 2016	1005, 10 Bloorview Pl	Condo	1	1	16	\$344K	\$337K
	1714, 260 Seneca Hill Dr	Condo	2	1	25	\$295K	\$286K
8 March, 2016	41 Shippigan Cres	Detached	3	1	6	\$950K	\$981K
	210 Shaughnessy Blvd	Detached	4	3	8	\$900K	\$1,120K
	1901, 1555 Finch Ave E	Condo	2	2	97	\$370K	\$352K
10 March, 2016	29 Waddington Cres	Detached	4	2	35	\$889K	\$869K
	41 Goodview Rd	Detached	3	2	7	\$899K	\$1,097K
	Ph15, 177 Linus Rd	Condo	1	1	16	\$279K	\$276K
12 March, 2016	99 Green Meadows Circ	Detached	4	5	9	\$1,650K	\$1,680K
13 March, 2016	77 Rusty Crestway Way	Townhouse	3	2	1	\$585K	\$651K
14 March, 2016	4 Crest Fern Way W	Townhouse	3	3	19	\$566K	\$538K
	62 Carl Shepway	Townhouse	3	3	10	\$600K	\$615K
18 March, 2016	312, 10 Bloorview Pl	Condo	2	2	7	\$459K	\$450K
	814, 10 Bloorview Pl	Condo	2	2	32	\$549K	\$525K
19 March, 2016	121 Angus Dr	Semi-Detached	4	3	2	\$799K	\$852K
20 March, 2016	507, 10 Bloorview Pl	Condo	2	2	12	\$499K	\$495K
	2204, 3300 Don Mills Rd	Condo	3	2	25	\$299K	\$299K
21 March, 2016	3 Slender Fern Way	Townhouse	3	3	10	\$529K	\$528K
22 March, 2016	24 Rochelle Cres	Detached	3	2	7	\$1,030K	\$1,162K
	69 Grove Park Cres	Detached	4	3	12	\$1,195K	\$1,110K
23 March, 2016	3 O'shea Cres	Detached	4	3	5	\$848K	\$1,269K
	26 Shippigan Cres	Detached	3	2	7	\$989K	\$1,050K
	169 Silas Hill Dr	Semi-Detached	3	2	9	\$680K	\$708K
	3103, 3303 Don Mills Rd	Condo	2	2	15	\$410K	\$410K
24 March, 2016	18 Deerford Rd	Detached	3	4	7	\$899K	\$1,160K
25 March, 2016	309, 3300 Don Mills Rd	Condo	3	2	27	\$319K	\$300K
26 March, 2016	5 Koven Pl	Detached	5	3	24	\$1,250K	\$1,180K
28 March, 2016	#2107, 3303 Don Mills Rd	Condo	2	2	16	\$399K	\$393K

Data

Month, Day, Year of Sold Date	Address1	Property Type	Bedrooms	Washrooms	Days on the Market	List Price	Sold Price
29 March, 2016	25, 8 Esterbrooke Ave	Townhouse	3	2	5	\$475K	\$468K
31 March, 2016	41 Clareville Cres	Detached	4	6	28	\$2,488K	\$2,365K
	60 Maris Shepway	Townhouse	3	2	12	\$575K	\$641K
1 April, 2016	108, 260 Seneca Hill Dr	Condo	2	1	49	\$299K	\$280K
	2009, 3300 Don Mills Rd	Condo	2	2	58	\$285K	\$277K
2 April, 2016	1610, 20 Bloorview Pl	Condo	1	1	4	\$439K	\$432K
3 April, 2016	31 Baroness Cres	Other	4	4	2	\$699K	\$825K
4 April, 2016	41 Angus Dr	Semi-Detached	3	2	4	\$690K	\$781K
5 April, 2016	1 Houston Cres	Detached	3	3	5	\$900K	\$1,080K
	3 Glentworth Rd	Detached	3	2	5	\$950K	\$1,230K
6 April, 2016	Ph3, 350 Seneca Hill Dr	Condo	2	1	22	\$298K	\$299K
7 April, 2016	507, 350 Seneca Hill Dr	Condo	3	2	8	\$360K	\$358K
8 April, 2016	35 Corning Rd	Detached	4	2	2	\$989K	\$1,253K
9 April, 2016	1710, 10 Bloorview Pl	Condo	1	1	13	\$438K	\$425K
11 April, 2016	32, 10 Esterbrooke Ave	Townhouse	4	3	25	\$495K	\$484K
	33 Kingslake Rd	Detached	4	4	8	\$1,099K	\$1,255K
	1804, 3303 Don Mills Rd	Condo	2	2	37	\$399K	\$395K
13 April, 2016	11 Ferbane Pl	Detached	4	4	6	\$1,080K	\$1,510K
14 April, 2016	2 Log Fernway	Townhouse	3	2	30	\$536K	\$530K
	25 Lockmere Terr	Detached	4	3	1	\$989K	\$1,348K
15 April, 2016	133 Rusty Crestway	Townhouse	3	2	3	\$575K	\$660K
	P103, 10 Bloorview Pl	Condo	2	2	3	\$599K	\$580K
16 April, 2016	63 Bellbury Cres	Detached	3	2	3	\$975K	\$1,308K
17 April, 2016	907, 177 Linus Rd	Condo	2	1	5	\$299K	\$308K
	1218, 10 Bloorview Pl	Condo	2	2	2	\$540K	\$529K
18 April, 2016	4 Grove Park Cres	Detached	4	3	4	\$980K	\$1,230K
	719, 20 Bloorview Pl	Condo	2	2	27	\$530K	\$527K
19 April, 2016	85 Mosedale Cres	Detached	4	4	6	\$949K	\$1,256K

Data

Month, Day, Year of Sold Date	Address1	Property Type	Bedrooms	Washrooms	Days on the Market	List Price	Sold Price
19 April, 2016	#903, 177 Linus Rd	Condo	2	2	5	\$310K	\$305K
20 April, 2016	709, 3300 Don Mills Rd	Condo	2	2	71	\$270K	\$263K
21 April, 2016	24 Bead Fern Way W	Townhouse	3	3	6	\$528K	\$508K
	26 Tepee Crt	Detached	4	4	8	\$1,088K	\$1,160K
	43 Carl Shepway	Townhouse	3	3	20	\$639K	\$639K
22 April, 2016	57 Glentworth Rd	Detached	3	2	1	\$989K	\$1,320K
23 April, 2016	35, 10 Esterbrooke Ave	Townhouse	3	2	0	\$479K	\$472K
24 April, 2016	143 Silas Hill Dr	Semi-Detached	3	2	3	\$700K	\$828K
25 April, 2016	27 Laurie Shepway	Townhouse	3	2	14	\$599K	\$646K
	56 Houston Cres	Detached	3	2	3	\$1,249K	\$1,168K
	1005, 350 Seneca Hill Dr	Condo	2	1	17	\$300K	\$300K
26 April, 2016	45 Bloorview Pl	Townhouse	4	4	6	\$1,028K	\$1,388K
	47 Lynch Rd	Semi-Detached	3	2	8	\$718K	\$786K
27 April, 2016	609, 177 Linus Rd	Condo	2	1	1	\$280K	\$279K
28 April, 2016	248 Kingslake Rd	Detached	4	3	2	\$1,250K	\$1,275K
29 April, 2016	1 Marowyne Dr	Detached	3	3	1	\$1,250K	\$1,525K
	1611, 350 Seneca Hill Dr	Condo	2	1	58	\$305K	\$290K
30 April, 2016	58 Bloorview Pl	Townhouse	4	4	22	\$1,398K	\$1,380K
	225 Kingslake Rd	Detached	4	4	4	\$1,090K	\$1,395K
2 May, 2016	23 Hobart Dr	Detached	3	2	7	\$900K	\$1,030K
	35, 10 Leith Hill Rd	Townhouse	3	2	6	\$400K	\$462K
	805, 20 Bloorview Pl	Condo	1	1	4	\$335K	\$333K
	2006, 3300 Don Mills Rd	Condo	3	2	13	\$299K	\$311K
3 May, 2016	82 Hobart Dr	Detached	4	4	8	\$1,280K	\$1,401K
	812, 20 Bloorview Pl	Condo	1	1	13	\$384K	\$384K
4 May, 2016	511, 260 Seneca Hill Dr	Condo	2	1	12	\$270K	\$270K
	3002, 1555 Finch Ave E	Condo	2	2	15	\$479K	\$525K
5 May, 2016	51 Kingslake Rd	Detached	3	4	6	\$1,200K	\$1,176K

Data

Month, Day, Year of Sold Date	Address1	Property Type	Bedrooms	Washrooms	Days on the Market	List Price	Sold Price
6 May, 2016	1120, 10 Bloorview Pl	Condo	1	1	0	\$439K	\$422K
	1508, 20 Bloorview Pl	Condo	2	2	41	\$550K	\$545K
7 May, 2016	59 Green Meadows Circ	Detached	5	5	0	\$1,999K	\$1,975K
	206, 260 Seneca Hill Dr	Condo	2	1	10	\$315K	\$302K
	1508, 1555 Finch Ave E	Condo	2	3	3	\$549K	\$563K
8 May, 2016	4 Seneca Hill Dr	Detached	4	3	3	\$1,000K	\$1,280K
9 May, 2016	43 Silas Hill Dr	Semi-Detached	3	3	5	\$728K	\$854K
	48 Cheryl Shepway	Townhouse	3	2	5	\$650K	\$680K
10 May, 2016	88 Lesgay Cres	Detached	3	2	5	\$989K	\$1,430K
	101 Clancy Dr	Semi-Detached	3	2	8	\$729K	\$776K
	505, 3300 Don Mills Rd	Condo	2	2	15	\$239K	\$226K
11 May, 2016	86 Glentworth Rd	Detached	3	3	5	\$999K	\$1,301K
	111 Rock Fernway Rd	Townhouse	4	3	7	\$450K	\$547K
	1211, 177 Linus Rd	Condo	2	2	16	\$305K	\$300K
13 May, 2016	26 Rock Fernway Frwy	Townhouse	3	2	11	\$469K	\$469K
	50 Houston Cres	Detached	5	3	7	\$1,352K	\$1,290K
14 May, 2016	87 Baroness Cres	Other	4	3	3	\$699K	\$900K
15 May, 2016	37 Kingslake Rd	Detached	3	2	53	\$1,200K	\$1,000K
	86, 6 Esterbrooke Ave	Townhouse	3	3	18	\$498K	\$488K
16 May, 2016	28 Yetta Shepway	Townhouse	3	3	7	\$580K	\$719K
	1503, 3300 Don Mills Rd	Condo	2	2	13	\$279K	\$285K
17 May, 2016	5 Marowyne Dr	Detached	5	2	5	\$988K	\$1,251K
	25 Cheryl Shepway Cres	Townhouse	3	2	6	\$595K	\$630K
18 May, 2016	603, 3303 Don Mills Rd	Condo	2	2	27	\$550K	\$525K
20 May, 2016	1510, 20 Bloorview Pl	Condo	1	1	3	\$450K	\$445K
21 May, 2016	1605, 3300 Don Mills Rd	Condo	2	2	10	\$286K	\$280K
23 May, 2016	2 Lescon Rd	Detached	3	2	4	\$997K	\$1,170K
25 May, 2016	8 Log Fernway Way	Townhouse	3	3	0	\$489K	\$550K

Data

Month, Day, Year of Sold Date	Address1	Property Type	Bedrooms	Washrooms	Days on the Market	List Price	Sold Price
25 May, 2016	56 Laurie Shepway	Townhouse	3	2	7	\$575K	\$650K
	86 Rusty Crest Way	Townhouse	4	2	4	\$688K	\$688K
	230 Kingslake Rd	Detached	5	5	9	\$1,380K	\$1,410K
26 May, 2016	21 Bloorview Pl	Townhouse	3	4	24	\$1,295K	\$1,295K
	25 Bloorview Pl	Townhouse	4	4	3	\$1,299K	\$1,400K
	1203, 350 Seneca Hill Dr	Condo	2	1	7	\$305K	\$300K
	2507, 3300 Don Mills Rd	Condo	2	2	1	\$239K	\$265K
27 May, 2016	25 Medaca St	Semi-Detached	4	3	11	\$809K	\$786K
	66 Angus Dr	Detached	4	4	3	\$1,299K	\$1,404K
28 May, 2016	75 Cheryl Shepway	Townhouse	3	2	1	\$595K	\$650K
	98 Whitehorn Cres	Detached	4	4	1	\$1,098K	\$1,330K
30 May, 2016	14 Seneca Hill Dr W	Detached	4	4	4	\$1,199K	\$1,360K
	63 Houston Cres	Detached	3	2	10	\$1,068K	\$1,175K
31 May, 2016	24 Bracken Fern Way	Townhouse	3	2	11	\$450K	\$530K
1 June, 2016	27, 10 Leith Hill Rd	Townhouse	2	1	14	\$315K	\$331K
	83 Maris Shepway Way	Townhouse	3	2	8	\$669K	\$698K
	104, 3300 Don Mills Rd	Condo	1	1	6	\$215K	\$215K
	181 Angus Dr	Semi-Detached	4	3	4	\$739K	\$935K
	#97, 25 Esterbrooke Ave	Townhouse	3	3	12	\$430K	\$475K
2 June, 2016	38 Nymark Ave	Detached	6	4	20	\$1,488K	\$1,486K
	124 Angus Dr	Semi-Detached	3	2	9	\$700K	\$888K
	1507, 3303 Don Mills Rd	Condo	2	2	2	\$439K	\$460K
3 June, 2016	111, 61 Godstone Rd	Townhouse	2	1	4	\$309K	\$275K
4 June, 2016	1707, 10 Bloorview Pl	Condo	2	2	0	\$605K	\$616K
5 June, 2016	5 Clancy Dr	Semi-Detached	3	2	3	\$729K	\$870K
6 June, 2016	5 Hollybrook Cres	Detached	3	4	6	\$1,300K	\$1,342K
7 June, 2016	58 Corning Rd	Detached	3	2	8	\$989K	\$1,230K
11 June, 2016	1501, 20 Bloorview Pl	Condo	1	1	26	\$440K	\$435K

Data

Month, Day, Year of Sold Date	Address1	Property Type	Bedrooms	Washrooms	Days on the Market	List Price	Sold Price
13 June, 2016	55 Kingland Cres	Detached	4	3	8	\$1,099K	\$1,342K
14 June, 2016	69 Cobblestone Dr	Detached	4	4	15	\$1,050K	\$1,235K
	911, 350 Seneca Hill Dr	Condo	2	1	9	\$290K	\$285K
16 June, 2016	16 Bead Fernway Way	Townhouse	3	4	9	\$479K	\$545K
17 June, 2016	25 Marowyne Dr	Detached	4	3	10	\$1,588K	\$1,560K
19 June, 2016	1127 Finch Ave E	Townhouse	3	4	4	\$519K	\$510K
20 June, 2016	40 Bellbury Cres	Detached	5	3	7	\$989K	\$1,320K
	64 Houston Cres	Detached	4	2	19	\$1,198K	\$1,150K
22 June, 2016	39 Kempself Cres	Detached	2	2	5	\$790K	\$1,051K
24 June, 2016	2 Slender Fern Way	Townhouse	3	3	11	\$519K	\$520K
	708, 3303 Don Mills Rd	Condo	2	2	2	\$385K	\$385K
27 June, 2016	84 Hobart Dr	Detached	4	3	6	\$1,000K	\$1,300K
	2505, 3300 Don Mills Rd	Condo	2	2	13	\$289K	\$283K
28 June, 2016	72, 6 Esterbrooke Ave	Townhouse	3	2	6	\$399K	\$445K
29 June, 2016	49 Silas Hill Dr	Semi-Detached	3	2	6	\$670K	\$742K
	80 Kingslake Rd	Detached	4	4	8	\$999K	\$1,250K
	101, 3303 Don Mills Rd	Condo	2	2	82	\$549K	\$510K
	608, 10 Bloorview Pl	Condo	1	1	21	\$339K	\$334K
30 June, 2016	14 Angus Dr	Detached	4	5	7	\$1,299K	\$1,360K
	39 Green Meadows Circ	Detached	5	5	24	\$1,999K	\$1,988K
1 July, 2016	12 Rock Fernway	Townhouse	3	3	15	\$499K	\$490K
	12 Shippigan Cres	Detached	4	3	4	\$988K	\$1,160K
4 July, 2016	156, 9 Esterbrooke Ave	Townhouse	3	3	35	\$458K	\$458K
5 July, 2016	84 Angus Dr	Other	4	4	12	\$759K	\$951K
	109, 10 Bloorview Pl	Condo	1	1	19	\$350K	\$340K
7 July, 2016	619 Seneca Hill Dr	Detached	4	4	9	\$1,280K	\$1,453K
8 July, 2016	213, 10 Bloorview Pl	Condo	2	2	22	\$620K	\$612K
	1115, 10 Bloorview Pl	Condo	2	2	15	\$560K	\$558K

Data

Month, Day, Year of Sold Date	Address1	Property Type	Bedrooms	Washrooms	Days on the Market	List Price	Sold Price
10 July, 2016	403, 177 Linus Rd	Condo	2	2	2	\$325K	\$320K
11 July, 2016	7 Bead Fernway	Townhouse	3	2	6	\$468K	\$561K
12 July, 2016	132, 15 Esterbrooke Ave	Townhouse	3	3	39	\$399K	\$438K
	903, 20 Bloorview Pl	Condo	2	2	33	\$588K	\$578K
13 July, 2016	41, 10 Esterbrooke Ave	Townhouse	3	3	9	\$427K	\$485K
14 July, 2016	1704, 3303 Don Mills Rd	Condo	2	2	1	\$525K	\$560K
16 July, 2016	77 Seneca Hill Dr	Semi-Detached	4	3	8	\$839K	\$1,010K
	1708, 3300 Don Mills Rd	Condo	2	2	2	\$269K	\$287K
18 July, 2016	16 Lady Fernway Way	Townhouse	3	3	10	\$478K	\$541K
19 July, 2016	720, 10 Bloorview Pl	Condo	2	2	25	\$815K	\$780K
20 July, 2016	405, 177 Linus Rd	Condo	2	1	3	\$315K	\$308K
21 July, 2016	16 Trailside Dr	Detached	3	2	10	\$989K	\$1,230K
22 July, 2016	30 Rock Frwy	Townhouse	2	2	17	\$439K	\$437K
23 July, 2016	58 Carl Shepway	Townhouse	3	3	18	\$675K	\$665K
24 July, 2016	2304, 3300 Don Mills Rd	Condo	3	2	4	\$300K	\$318K
25 July, 2016	8 Lady Fern Way	Townhouse	3	2	3	\$488K	\$540K
	1508, 260 Seneca Hill Dr	Condo	2	1	14	\$318K	\$318K
26 July, 2016	906, 350 Seneca Hill Dr	Condo	1	1	7	\$270K	\$279K
27 July, 2016	35, 10 Esterbrooke Ave	Townhouse	3	2	11	\$472K	\$457K
28 July, 2016	80 Baroness Cres	Semi-Detached	4	3	20	\$799K	\$925K
	85 Cheryl Shepway	Townhouse	3	2	0	\$700K	\$700K
	1105, 20 Bloorview Pl	Condo	2	2	14	\$848K	\$845K
29 July, 2016	93 Seneca Hill Dr	Semi-Detached	4	3	8	\$800K	\$900K
	2807, 3303 Don Mills Rd	Condo	2	2	1	\$598K	\$635K
4 August, 2016	55 Laurie Shepway Way	Townhouse	3	2	2	\$669K	\$718K
	221, 10 Bloorview Pl	Condo	1	1	17	\$429K	\$425K
5 August, 2016	1 Axsmith Cres	Detached	4	3	24	\$800K	\$850K
	P1-01, 10 Bloorview Pl	Condo	2	2	15	\$798K	\$785K

Data

Month, Day, Year of Sold Date	Address1	Property Type	Bedrooms	Washrooms	Days on the Market	List Price	Sold Price
6 August, 2016	215, 350 Seneca Hill Dr	Condo	1	1	8	\$266K	\$255K
9 August, 2016	76 Rusty Crest Way	Townhouse	3	2	18	\$659K	\$651K
	907, 20 Bloorview Pl	Condo	2	2	18	\$615K	\$610K
10 August, 2016	30 Lesgay Cres	Detached	4	2	7	\$1,268K	\$1,285K
	44, 10 Esterbrook Ave	Townhouse	3	2	10	\$530K	\$525K
12 August, 2016	905, 3303 Don Mills Rd	Condo	2	2	2	\$379K	\$406K
	1707, 3300 Don Mills Rd	Condo	2	2	8	\$299K	\$310K
13 August, 2016	2201, 3300 Don Mills Rd	Condo	2	2	2	\$315K	\$313K
15 August, 2016	53 Cobblestone Dr	Detached	4	3	7	\$1,299K	\$1,371K
	914, 20 Bloorview Pl	Condo	1	1	13	\$339K	\$336K
16 August, 2016	66 Rock Fernway	Townhouse	3	2	9	\$399K	\$450K
	151, 9 Esterbrooke Ave	Townhouse	3	2	21	\$479K	\$470K
	210, 10 Bloorview Pl	Condo	1	1	22	\$389K	\$382K
	683 Seneca Hill Dr	Other	4	4	9	\$900K	\$1,000K
17 August, 2016	45 Clancy Dr	Semi-Detached	3	2	6	\$729K	\$858K
19 August, 2016	608, 3300 Don Mills Rd	Condo	2	2	1	\$280K	\$312K
20 August, 2016	201 Kingslake Rd	Detached	3	4	3	\$1,298K	\$1,368K
23 August, 2016	1006, 20 Bloorview Pl	Condo	2	2	27	\$615K	\$605K
24 August, 2016	82, 125 Shaughnessy Blvd	Townhouse	4	2	38	\$479K	\$470K
	519, 20 Bloorview Pl	Condo	2	2	1	\$535K	\$534K
26 August, 2016	203, 177 Linus Rd	Condo	2	2	10	\$328K	\$325K
28 August, 2016	1507, 3303 Don Mills Rd	Condo	2	2	2	\$630K	\$650K
30 August, 2016	34 Cobblestone Dr	Detached	4	4	8	\$1,288K	\$1,406K
	608, 350 Seneca Hill Dr	Condo	2	1	18	\$328K	\$320K
	1203, 10 Bloorview Pl	Condo	2	2	22	\$549K	\$545K
	1703, 3300 Don Mills Rd	Condo	2	2	42	\$386K	\$386K
31 August, 2016	22 Kingland Cres	Detached	4	2	21	\$1,200K	\$1,180K
	601, 1555 Finch Ave E	Condo	2	2	8	\$385K	\$379K

Data

Month, Day, Year of Sold Date	Address1	Property Type	Bedrooms	Washrooms	Days on the Market	List Price	Sold Price
2 September, 2016	401, 260 Seneca Hill Dr	Condo	1	1	49	\$265K	\$244K
3 September, 2016	149 Shaughnessy Blvd	Detached	3	3	5	\$979K	\$1,270K
	163 Silas Hills Dr	Semi-Detached	3	2	31	\$828K	\$778K
6 September, 2016	22 Bracken Fernway Way	Townhouse	3	2	6	\$489K	\$544K
8 September, 2016	23 Trudy Rd E	Detached	4	4	9	\$1,198K	\$1,380K
	312, 10 Bloorview Pl	Condo	2	2	13	\$529K	\$520K
9 September, 2016	21 Silas Hill Dr	Semi-Detached	4	3	4	\$888K	\$1,075K
12 September, 2016	11 Sand Fernway Frwy	Townhouse	3	2	13	\$558K	\$558K
	78 Rusty Crestway	Townhouse	3	2	6	\$528K	\$647K
13 September, 2016	30 Lescon Rd	Detached	4	2	69	\$1,358K	\$1,295K
14 September, 2016	61 Hobart Dr	Detached	4	4	7	\$1,399K	\$1,470K
	901, 3303 Don Mills Rd	Condo	2	2	18	\$450K	\$473K
15 September, 2016	19 Van Horne Ave	Detached	4	4	7	\$1,300K	\$1,408K
	102 Silas Hill Dr	Semi-Detached	4	3	7	\$829K	\$1,102K
17 September, 2016	101 Kingslake Rd	Detached	4	3	10	\$999K	\$1,260K
	812, 177 Linus Rd E	Condo	2	1	31	\$316K	\$311K
	1011, 20 Bloorview Pl	Condo	1	1	5	\$420K	\$415K
20 September, 2016	1014, 10 Bloorview Pl	Condo	2	2	12	\$590K	\$580K
	2807, 3303 Don Mills Rd	Condo	2	2	6	\$638K	\$680K
21 September, 2016	1402, 177 Linus Rd	Condo	2	1	14	\$330K	\$315K
26 September, 2016	53 Marowyne Dr	Detached	3	2	7	\$1,188K	\$1,329K
27 September, 2016	50 Rock Fern Way	Townhouse	4	3	10	\$500K	\$599K
29 September, 2016	210, 177 Linus Rd	Condo	1	1	21	\$298K	\$289K
	303, 1555 Finch Ave E	Condo	2	3	3	\$570K	\$602K
3 October, 2016	65 Green Meadows Circ	Detached	4	5	10	\$1,990K	\$2,016K
6 October, 2016	20, 8 Esterbrooke Ave	Townhouse	3	3	10	\$459K	\$502K
	22 Lynch Rd	Semi-Detached	3	3	7	\$758K	\$910K
	152, 9 Esterbrooke Ave	Townhouse	3	2	24	\$480K	\$500K

Data

Month, Day, Year of Sold Date	Address1	Property Type	Bedrooms	Washrooms	Days on the Market	List Price	Sold Price
9 October, 2016	52 Waddington Cres	Detached	4	4	3	\$960K	\$1,290K
	311, 10 Bloorview Pl	Condo	1	1	33	\$390K	\$383K
11 October, 2016	1011, 260 Seneca Hill Dr	Condo	2	1	15	\$320K	\$311K
	1107, 350 Seneca Hill Dr	Condo	3	2	6	\$320K	\$377K
12 October, 2016	25 Slender Fern Way	Townhouse	3	3	7	\$399K	\$551K
14 October, 2016	1512, 260 Seneca Hill Dr	Condo	2	1	24	\$304K	\$300K
15 October, 2016	4 Trailside Dr	Detached	4	2	1	\$949K	\$1,050K
	40 Seneca Hill Dr	Detached	4	4	4	\$1,398K	\$1,428K
17 October, 2016	204, 10 Bloorview Pl	Condo	2	2	13	\$719K	\$720K
18 October, 2016	102 Rusty Crest Way	Townhouse	3	2	29	\$650K	\$640K
	115, 20 Bloorview Pl	Condo	1	1	18	\$435K	\$434K
	308, 260 Seneca Hill Dr	Condo	2	1	15	\$320K	\$315K
	1608, 3303 Don Mills Rd	Condo	2	2	0	\$419K	\$425K
	2405, 3303 Don Mills Rd	Condo	2	2	4	\$389K	\$425K
19 October, 2016	3 Tumbleweed Rd	Detached	4	4	9	\$899K	\$1,150K
	23 Crest Fernway	Townhouse	3	2	18	\$555K	\$555K
20 October, 2016	35 Rochelle Cres	Detached	4	2	7	\$1,188K	\$1,188K
	62 Clancy Dr	Semi-Detached	3	2	7	\$778K	\$880K
	505, 350 Seneca Hill Dr	Condo	2	1	1	\$329K	\$330K
21 October, 2016	130 Kingslake Rd	Detached	4	4	44	\$1,298K	\$1,285K
22 October, 2016	1606, 20 Bloorview Pl	Condo	1	1	17	\$380K	\$378K
24 October, 2016	47 Shippigan Cres	Detached	3	2	6	\$1,189K	\$1,290K
26 October, 2016	7 Lockmere Terr	Detached	3	2	2	\$1,049K	\$1,210K
27 October, 2016	55 Waddington Cres	Detached	4	3	6	\$998K	\$1,275K
29 October, 2016	78 Maris Shepway	Townhouse	3	2	4	\$690K	\$725K
30 October, 2016	3 Cheryl Shepway Cres	Townhouse	3	2	16	\$649K	\$647K
1 November, 2016	3 Ennismore Pl	Detached	3	2	6	\$1,189K	\$1,380K
	3108, 3303 Don Mills Rd	Condo	2	2	17	\$568K	\$553K

Data

Month, Day, Year of Sold Date	Address1	Property Type	Bedrooms	Washrooms	Days on the Market	List Price	Sold Price
3 November, 2016	42 Angus Dr	Detached	4	4	7	\$1,300K	\$1,520K
	88 Van Horne Ave	Semi-Detached	4	2	8	\$880K	\$940K
7 November, 2016	1108, 20 Bloorview Pl	Condo	2	3	40	\$1,388K	\$1,350K
	#2004, 3303 Don Mills Rd	Condo	2	2	35	\$569K	\$553K
8 November, 2016	1508, 10 Bloorview Pl	Condo	2	2	25	\$595K	\$583K
10 November, 2016	36, 10 Leith Hill Rd	Townhouse	3	3	3	\$399K	\$505K
13 November, 2016	22 Sandbourne Cres	Detached	4	3	8	\$1,300K	\$1,301K
14 November, 2016	14 O'meara Crt	Detached	4	3	7	\$1,388K	\$1,800K
	#1408, 3300 Don Mills Rd	Condo	3	2	57	\$338K	\$323K
15 November, 2016	74 Cobblestone Dr	Detached	4	4	11	\$1,400K	\$1,630K
	1110, 260 Seneca Hill Dr	Condo	3	2	19	\$350K	\$375K
20 November, 2016	611, 10 Bloorview Pl	Condo	1	1	2	\$418K	\$415K
24 November, 2016	1104, 3300 Don Mills Rd	Condo	3	2	3	\$325K	\$310K
26 November, 2016	Ph 1902, 20 Bloorview Pl	Condo	2	3	3	\$1,599K	\$1,550K
1 December, 2016	79 Mosedale Cres	Detached	5	5	7	\$1,290K	\$1,570K
5 December, 2016	35 Cheryl Shepway	Townhouse	3	2	5	\$650K	\$714K
	2002, 1555 Finch Ave E	Condo	1	1	68	\$328K	\$325K
10 December, 2016	208, 260 Seneca Hill Dr	Condo	2	1	30	\$316K	\$306K
12 December, 2016	112, 69 Godstone Rd	Townhouse	3	2	4	\$399K	\$420K
	905, 3303 Don Mills Rd	Condo	2	2	4	\$559K	\$553K
14 December, 2016	24 O'shea Cres	Detached	4	2	6	\$999K	\$1,380K
	26 Bracken Fern Way	Townhouse	3	2	13	\$480K	\$553K
	38 Nymark Ave	Detached	6	4	1	\$1,548K	\$1,528K
19 December, 2016	14 Houston Cres	Detached	4	2	10	\$1,268K	\$1,269K
21 December, 2016	1214, 10 Bloorview Pl	Condo	2	2	16	\$635K	\$635K
22 December, 2016	804, 177 Linus Rd	Condo	2	2	15	\$360K	\$360K
23 December, 2016	1609, 3300 Don Mills Rd	Condo	2	2	36	\$329K	\$320K
25 December, 2016	Ph03, 65 Skymark Dr	Condo	2	3	77	\$900K	\$885K

Data

Month, Day, Year of Sold Date	Address1	Property Type	Bedrooms	Washrooms	Days on the Market	List Price	Sold Price
5 January, 2017	67 Godstone Rd	Townhouse	4	3	20	\$438K	\$438K
6 January, 2017	167 Kingslake Rd	Detached	3	2	25	\$888K	\$1,002K
8 January, 2017	601, 1555 Finch Ave E	Condo	2	2	4	\$490K	\$490K
10 January, 2017	908, 177 Linus Rd	Condo	2	1	5	\$359K	\$357K
	1805, 1555 Finch Ave E	Condo	2	2	1	\$449K	\$525K
	2406, 3303 Don Mills Rd	Condo	2	2	61	\$639K	\$615K
12 January, 2017	308, 3300 Don Mills Rd	Condo	2	2	8	\$380K	\$375K
13 January, 2017	258 Kingslake Rd	Detached	4	4	10	\$1,495K	\$1,736K
16 January, 2017	921, 20 Bloorview Pl	Condo	1	1	4	\$465K	\$474K
18 January, 2017	48 Nymark Ave	Detached	3	2	2	\$1,250K	\$1,375K
20 January, 2017	33 Axsmith Cres	Detached	8	12	5	\$2,596K	\$2,800K
	114, 65 Godstone Rd	Townhouse	3	2	8	\$399K	\$429K
22 January, 2017	1701, 177 Linus Rd	Condo	1	1	3	\$315K	\$315K
25 January, 2017	7 Yetta Shepway	Townhouse	3	2	9	\$730K	\$800K
	303, 177 Linus Rd	Condo	2	2	15	\$369K	\$365K
28 January, 2017	21 Dallington Dr	Detached	3	3	7	\$1,389K	\$1,525K
5 February, 2017	403, 3303 Don Mills Rd	Condo	2	2	6	\$499K	\$499K
8 February, 2017	16 Gleneagle Cres	Detached	4	3	7	\$1,089K	\$1,712K
	29 Corning Rd	Detached	4	2	7	\$1,199K	\$1,630K
	1706, 20 Bloorview Pl	Condo	1	1	7	\$380K	\$405K
9 February, 2017	11 Wood Fern Way	Townhouse	3	2	8	\$498K	\$612K
12 February, 2017	3 Mosedale Cres	Detached	6	4	40	\$1,488K	\$1,486K
	61 Kingslake Rd	Detached	3	2	13	\$1,148K	\$1,160K
14 February, 2017	216, 10 Bloorview Pl	Condo	2	2	19	\$615K	\$610K
17 February, 2017	1008, 20 Bloorview Pl	Condo	2	2	8	\$669K	\$790K
19 February, 2017	1106, 10 Bloorview Pl	Condo	2	2	10	\$649K	\$685K
20 February, 2017	2405, 3303 Don Mills Rd	Condo	2	2	14	\$660K	\$656K
21 February, 2017	2205, 3300 Don Mills Rd	Condo	2	2	8	\$399K	\$433K

Data

Month, Day, Year of Sold Date	Address1	Property Type	Bedrooms	Washrooms	Days on the Market	List Price	Sold Price
27 February, 2017	39 Goodview Rd	Detached	3	2	6	\$1,495K	\$1,650K
28 February, 2017	49 Houston Cres	Detached	3	2	6	\$1,188K	\$1,600K
1 March, 2017	80 Silas Hill Dr	Semi-Detached	4	4	5	\$1,188K	\$1,302K
	1104, 3300 Don Mills Rd	Condo	2	2	6	\$440K	\$505K
2 March, 2017	32 Lesgay Cres	Detached	5	5	6	\$1,889K	\$1,888K
	508, 20 Bloorview Pl	Condo	2	2	7	\$723K	\$818K
6 March, 2017	904, 177 Linus Rd	Condo	2	2	5	\$350K	\$425K
8 March, 2017	111, 10 Bloorview Pl	Condo	1	1	9	\$395K	\$457K
10 March, 2017	609, 350 Seneca Hill Dr	Condo	2	1	15	\$360K	\$385K
11 March, 2017	1405, 260 Seneca Hill Dr	Condo	2	1	4	\$359K	\$461K
14 March, 2017	102, 260 Seneca Hill Dr	Condo	1	1	18	\$315K	\$295K
16 March, 2017	52 Grove Park Cres	Detached	4	5	0	\$2,689K	\$2,689K
21 March, 2017	85 Laurie Shepway Way	Townhouse	3	3	4	\$699K	\$860K
22 March, 2017	140, 15 Esterbrooke Ave	Townhouse	3	2	2	\$500K	\$625K
24 March, 2017	1109, 3300 Don Mills Rd	Condo	3	2	2	\$486K	\$486K
27 March, 2017	808, 3303 Don Mills Rd	Condo	2	2	5	\$499K	\$615K
	1414, 350 Seneca Hill Dr	Condo	2	1	10	\$359K	\$420K
28 March, 2017	8 Rock Fernway Way	Townhouse	3	3	7	\$488K	\$625K
	11 Ennismore Pl	Detached	4	2	7	\$1,188K	\$1,459K
	16 Whitehorn Cres	Detached	5	3	11	\$1,480K	\$1,917K
	603, 10 Bloorview Pl	Condo	2	2	1	\$630K	\$721K
	1507, 10 Bloorview Pl	Condo	2	2	6	\$727K	\$745K
29 March, 2017	20 Kingland Cres	Detached	5	6	9	\$2,150K	\$2,300K
	81 Seneca Hill Dr	Semi-Detached	4	2	6	\$749K	\$950K
	1609, 3300 Don Mills Rd	Condo	2	2	6	\$499K	\$537K
	1706, 1555 Finch Ave E	Condo	2	2	6	\$499K	\$609K
1 April, 2017	64 Van Horne Ave	Semi-Detached	4	3	12	\$1,188K	\$1,270K
2 April, 2017	72 Mosedale Cres	Detached	3	3	4	\$1,499K	\$1,500K

Data

Month, Day, Year of Sold Date	Address1	Property Type	Bedrooms	Washrooms	Days on the Market	List Price	Sold Price
2 April, 2017	1101, 3300 Don Mills Rd	Condo	3	2	2	\$489K	\$530K
3 April, 2017	35 Cobblestone Dr	Detached	5	5	3	\$1,688K	\$2,056K
	42 Rusty Crestway	Townhouse	3	3	7	\$800K	\$889K
	901, 3303 Don Mills Rd	Condo	2	2	12	\$759K	\$800K
	3402, 3303 Don Mills Rd	Condo	2	2	20	\$598K	\$600K
	Ph10, 177 Linus Rd	Condo	2	2	6	\$375K	\$410K
5 April, 2017	115, 65 Godstone Rd	Townhouse	3	3	2	\$399K	\$470K
6 April, 2017	19 Lockmere Terr	Detached	4	3	7	\$1,390K	\$1,700K
7 April, 2017	901, 1555 Finch Ave E	Condo	2	2	2	\$499K	\$539K
8 April, 2017	14 Kingslake Rd	Detached	4	4	8	\$1,088K	\$1,609K
11 April, 2017	23 Marowyne Dr	Detached	5	4	5	\$1,830K	\$1,820K
13 April, 2017	109 Van Horne Ave	Detached	4	3	0	\$1,350K	\$1,458K
	#2502, 3300 Don Mills Rd	Condo	2	2	1	\$430K	\$500K
14 April, 2017	37 Bloorview Pl	Townhouse	3	4	8	\$1,000K	\$1,519K
15 April, 2017	34 Shippigan Cres	Detached	5	3	12	\$1,188K	\$1,700K
16 April, 2017	#503, 260 Seneca Hill Dr	Condo	2	1	7	\$379K	\$413K
19 April, 2017	96, 25 Esterbrooke Ave	Townhouse	4	2	20	\$549K	\$580K
	103 Glentworth Rd	Detached	4	3	7	\$1,488K	\$1,801K
20 April, 2017	27 Shippigan Cres	Detached	3	2	0	\$1,618K	\$1,618K
	35 Slender Fern Way	Townhouse	3	3	8	\$488K	\$688K
21 April, 2017	20 O'shea Cres	Detached	4	3	16	\$1,300K	\$1,360K
	306, 260 Seneca Hill Dr	Condo	1	1	4	\$298K	\$320K
25 April, 2017	6 Oldborough Circ	Detached	5	3	7	\$1,499K	\$1,760K
	8 Lockmere Terr	Detached	4	2	7	\$1,098K	\$1,707K
	610, 3300 Don Mills Rd	Condo	2	2	7	\$448K	\$483K
	701, 10 Bloorview Pl	Condo	1	1	2	\$470K	\$528K
27 April, 2017	1507, 1555 Finch Ave E	Condo	2	3	7	\$590K	\$780K
28 April, 2017	31 Lynch Rd	Semi-Detached	3	2	4	\$888K	\$888K

Data

Month, Day, Year of Sold Date	Address1	Property Type	Bedrooms	Washrooms	Days on the Market	List Price	Sold Price
29 April, 2017	58 Shippigan Cres	Detached	4	2	4	\$1,298K	\$1,270K
1 May, 2017	2503, 1555 Finch Ave E	Condo	2	3	5	\$599K	\$690K
2 May, 2017	74 Seneca Hill Dr	Semi-Detached	4	3	34	\$1,199K	\$1,188K
	1802, 260 Seneca Hill Dr	Condo	2	1	5	\$320K	\$441K
	1812, 260 Seneca Hill Dr	Condo	2	1	4	\$340K	\$458K
7 May, 2017	2008, 1555 Finch Ave E	Condo	2	3	5	\$749K	\$861K
10 May, 2017	35 Clovercrest Rd	Detached	4	4	9	\$1,089K	\$1,715K
11 May, 2017	813, 10 Bloorview Pl	Condo	2	2	28	\$880K	\$836K
12 May, 2017	201, 350 Seneca Hill Dr	Condo	1	1	7	\$290K	\$315K
13 May, 2017	116, 69 Godstone Rd	Townhouse	3	3	92	\$429K	\$445K
15 May, 2017	905, 350 Seneca Hill Dr	Condo	2	1	1	\$410K	\$410K
16 May, 2017	100 Silas Hill Dr	Semi-Detached	4	3	6	\$858K	\$975K
25 May, 2017	13, 8 Esterbrooke Ave	Townhouse	3	2	15	\$499K	\$530K
26 May, 2017	1008, 260 Seneca Hill Dr	Condo	2	1	3	\$390K	\$501K
27 May, 2017	40, 10 Esterbrooke Ave	Townhouse	3	3	4	\$569K	\$589K
28 May, 2017	201, 1555 Finch Ave, Toronto	Condo	2	2	16	\$499K	\$460K
29 May, 2017	914, 260 Seneca Hill Dr	Condo	2	1	38	\$418K	\$448K
30 May, 2017	606, 10 Bloorview Pl	Condo	2	2	12	\$685K	\$678K
31 May, 2017	214, 2035 Sheppard Ave E	Condo	1	1	7	\$366K	\$390K
	Ph 3, 3303 Don Mills Rd	Condo	2	2	8	\$900K	\$850K
2 June, 2017	11 Bead Fernway	Townhouse	3	3	8	\$558K	\$600K
5 June, 2017	64 Cobblestone Dr	Detached	4	4	5	\$1,688K	\$1,680K
10 June, 2017	30 Yetta Shepway Way	Townhouse	3	2	39	\$749K	\$700K
11 June, 2017	115, 65 Godstone Rd	Townhouse	3	3	9	\$466K	\$475K
13 June, 2017	32 Lady Fernway	Townhouse	2	2	7	\$428K	\$468K
15 June, 2017	3508, 3303 Don Mills Rd	Condo	2	2	7	\$598K	\$568K
18 June, 2017	809, 20 Bloorview Pl	Condo	2	2	4	\$849K	\$849K
20 June, 2017	105 Rock Fern Way	Townhouse	3	2	4	\$499K	\$515K

Data

Month, Day, Year of Sold Date	Address1	Property Type	Bedrooms	Washrooms	Days on the Market	List Price	Sold Price
21 June, 2017	5 Leith Hill Rd	Detached	4	3	8	\$1,288K	\$1,355K
	14 Slender Fernway Way	Townhouse	3	3	21	\$558K	\$595K
	50 Axsmith Cres	Detached	5	3	15	\$1,200K	\$1,200K
22 June, 2017	1402, 350 Seneca Hill Dr	Condo	2	1	20	\$428K	\$430K
27 June, 2017	51 Laurie Shepway Way	Townhouse	3	2	7	\$699K	\$750K
	706, 3300 Don Mills Rd	Condo	3	2	8	\$500K	\$520K
28 June, 2017	14 Glentworth Rd	Detached	3	2	8	\$999K	\$1,131K
29 June, 2017	6 Bellbury Cres	Detached	4	3	37	\$1,600K	\$1,500K
	63 Rock Fern Way	Townhouse	3	2	14	\$599K	\$540K
	1211, 10 Bloorview Pl	Condo	2	2	14	\$688K	\$673K
6 July, 2017	406, 177 Linus Rd	Condo	2	1	17	\$399K	\$395K
7 July, 2017	709, 260 Seneca Hill Dr	Condo	2	1	19	\$459K	\$445K
	714, 10 Bloorview Pl	Condo	2	2	16	\$849K	\$830K
8 July, 2017	29 Slender Fern Way	Townhouse	3	4	7	\$578K	\$555K
9 July, 2017	41 Glentworth Rd	Detached	3	2	2	\$1,250K	\$1,150K
12 July, 2017	1503, 3303 Don Mills Rd	Condo	2	2	24	\$649K	\$650K
17 July, 2017	45 Bloorview Pl	Townhouse	4	4	5	\$999K	\$1,480K
18 July, 2017	28 Bracken Fernway	Townhouse	3	2	6	\$595K	\$598K
22 July, 2017	310, 10 Bloorview Pl W	Condo	1	1	17	\$479K	\$455K
24 July, 2017	1007, 10 Bloorview Pl	Condo	2	2	12	\$699K	\$710K
31 July, 2017	16 Lace Fernway	Townhouse	3	2	60	\$569K	\$558K
4 August, 2017	58 Grove Park Cres	Detached	4	2	7	\$1,288K	\$1,200K
6 August, 2017	49 Houston Cres	Detached	3	2	9	\$1,188K	\$1,201K
8 August, 2017	5 Mistflower Rd	Detached	4	4	77	\$1,500K	\$1,480K
14 August, 2017	83 Hobart Dr	Detached	5	3	4	\$1,500K	\$1,450K
16 August, 2017	213, 128 Fairview Mall Dr	Condo	1	1	0	\$320K	\$316K
17 August, 2017	101, 1555 Finch Ave E	Condo	2	2	30	\$520K	\$519K
18 August, 2017	8 Tumbleweed Rd	Detached	4	3	3	\$1,188K	\$1,188K

Data

Month, Day, Year of Sold Date	Address1	Property Type	Bedrooms	Washrooms	Days on the Market	List Price	Sold Price
18 August, 2017	82 Shippigan Cres	Detached	3	1	2	\$1,188K	\$1,250K
20 August, 2017	43 Rusty Crestway	Townhouse	3	2	51	\$650K	\$628K
21 August, 2017	1209, 128 Fairview Mall Dr	Condo	0	1	20	\$259K	\$249K
22 August, 2017	406, 1555 Finch Ave E	Condo	2	2	4	\$579K	\$550K
23 August, 2017	1810, 10 Bloorview Pl	Condo	1	1	21	\$539K	\$535K
25 August, 2017	87 Lesgay Cres	Detached	4	2	1	\$1,288K	\$1,350K
	201, 1555 Finch Ave E	Condo	2	2	8	\$480K	\$479K
29 August, 2017	260 Seneca Hill Dr	Condo	1	1	8	\$290K	\$320K
	805, 3300 Don Mills Rd	Condo	2	2	33	\$400K	\$400K
	1409, 1555 Finch Ave E	Condo	1	1	10	\$358K	\$358K
31 August, 2017	26 Medaca St	Semi-Detached	4	4	86	\$1,100K	\$1,035K
4 September, 2017	40 Silas Hill Dr	Other	4	4	10	\$1,125K	\$1,090K
	516, 20 Bloorview Pl	Condo	2	2	12	\$718K	\$705K
	1708, 177 Linus Rd	Condo	2	1	26	\$425K	\$413K
8 September, 2017	11 Ferbane Pl	Detached	4	4	14	\$1,799K	\$1,735K
13 September, 2017	17 Wood Fern Way	Townhouse	3	2	41	\$550K	\$530K
14 September, 2017	307, 350 Seneca Hill Dr	Condo	3	2	24	\$459K	\$445K
15 September, 2017	705, 177 Linus Rd	Condo	2	1	73	\$425K	\$398K
17 September, 2017	409, 128 Fairview Mall Dr	Condo	1	1	21	\$349K	\$335K
18 September, 2017	1105, 3300 Don Mills Rd	Condo	2	2	34	\$510K	\$510K
19 September, 2017	511, 10 Bloorview Pl	Condo	1	1	50	\$469K	\$448K
	2901, 1555 Finch Ave	Condo	1	2	8	\$530K	\$525K
20 September, 2017	65 Bellbury Cres	Detached	3	2	6	\$1,348K	\$1,290K
	1107, 1555 Finch Ave E	Condo	2	3	14	\$580K	\$601K
	#1210, 350 Seneca Hill Dr	Condo	3	2	13	\$500K	\$480K
21 September, 2017	716, 10 Bloorview Pl	Condo	2	2	55	\$738K	\$725K
	802, 260 Seneca Hill Dr	Condo	2	1	24	\$440K	\$429K
	2506, 3303 Don Mills Rd	Condo	2	2	3	\$640K	\$670K

Data

Month, Day, Year of Sold Date	Address1	Property Type	Bedrooms	Washrooms	Days on the Market	List Price	Sold Price
23 September, 2017	78 Shaughnessy Blvd	Detached	5	5	1	\$1,200K	\$1,200K
	407, 150 Fairview Mall Dr	Condo	1	1	40	\$400K	\$403K
1 October, 2017	905, 1555 Finch Ave E	Condo	2	2	2	\$549K	\$628K
2 October, 2017	508, 10 Bloorview Pl	Condo	1	1	34	\$439K	\$430K
4 October, 2017	104, 1555 Finch Ave E	Condo	2	3	22	\$549K	\$512K
6 October, 2017	29 Clancy Dr	Other	4	3	1	\$899K	\$869K
	1410, 128 Fairview Mall Dr	Condo	1	1	11	\$309K	\$305K
13 October, 2017	204, 350 Seneca Hill Dr	Condo	3	2	42	\$470K	\$451K
17 October, 2017	29 Mosedale Cres	Detached	4	5	13	\$1,600K	\$1,590K
	1505, 128 Fairview Mall Dr	Condo	2	2	22	\$539K	\$533K
18 October, 2017	15 Lady Fern Way	Townhouse	3	2	47	\$555K	\$547K
19 October, 2017	1101, 10 Bloorview Pl	Condo	1	1	10	\$549K	\$535K
21 October, 2017	93 Glentworth Rd	Detached	3	2	46	\$1,380K	\$1,308K
22 October, 2017	3408, 3303 Don Mills Rd	Condo	2	2	17	\$598K	\$570K
24 October, 2017	1702, 20 Bloorview Pl	Condo	2	2	25	\$885K	\$871K
25 October, 2017	1506, 150 Fairview Mall Dr	Condo	1	1	29	\$349K	\$351K
26 October, 2017	114, 57 Godstone Rd	Townhouse	3	2	44	\$393K	\$385K
27 October, 2017	82 Green Meadows Circ	Detached	4	5	1	\$1,988K	\$1,915K
	504, 150 Fairview Mall Dr	Condo	1	1	15	\$400K	\$393K
	1212, 128 Fairview Mall Dr	Condo	1	1	15	\$349K	\$342K
1 November, 2017	1310, 150 Fairview Mall Dr	Condo	0	1	29	\$248K	\$245K
4 November, 2017	1804, 260 Seneca Hill Dr	Condo	3	2	1	\$469K	\$537K
6 November, 2017	115, 55 Godstone Rd	Townhouse	2	2	3	\$360K	\$328K
7 November, 2017	173 Angus Dr	Semi-Detached	3	2	7	\$790K	\$798K
8 November, 2017	411, 150 Fairview Mall Dr	Condo	1	2	59	\$439K	\$431K
11 November, 2017	36 O'meara Crt	Detached	5	6	8	\$1,958K	\$1,800K
12 November, 2017	123 Rock Fern Way	Townhouse	3	5	2	\$548K	\$608K
13 November, 2017	805, 350 Seneca Hill Dr	Condo	2	1	20	\$430K	\$400K

Data

Month, Day, Year of Sold Date	Address1	Property Type	Bedrooms	Washrooms	Days on the Market	List Price	Sold Price
13 November, 2017	#2107, 3303 Don Mills Rd	Condo	2	2	3	\$575K	\$562K
15 November, 2017	1003, 10 Bloorview Pl	Condo	2	2	14	\$710K	\$685K
16 November, 2017	907, 150 Fairview Mall Dr	Condo	1	1	67	\$429K	\$429K
20 November, 2017	12 Gleneagle Cres	Detached	4	5	15	\$1,099K	\$1,398K
21 November, 2017	202, 128 Fairview Mall Dr	Condo	1	1	22	\$315K	\$310K
26 November, 2017	269 Kingslake Rd	Detached	4	4	28	\$1,499K	\$1,333K
	1201, 128 Fairview Mall Dr	Condo	1	1	3	\$409K	\$414K
27 November, 2017	14 Whitehorn Cres	Detached	4	4	19	\$1,199K	\$1,329K
	212, 10 Bloorview Pl	Condo	2	2	24	\$650K	\$644K
	1014, 10 Bloorview Pl	Condo	2	2	53	\$725K	\$710K
1 December, 2017	90, 25 Esterbrooke Ave	Townhouse	3	3	3	\$520K	\$520K
4 December, 2017	21 Village Greenway	Townhouse	4	2	27	\$500K	\$530K
9 December, 2017	6 Ferbane Pl	Detached	3	4	24	\$1,599K	\$1,535K
14 December, 2017	1404, 3303 Don Mills Rd	Condo	2	2	51	\$759K	\$738K
21 December, 2017	17 Prattley Dr	Detached	4	2	38	\$1,550K	\$1,295K
	24 Hobart Dr	Detached	3	3	7	\$880K	\$871K
	180 Shaughnessy Blvd	Detached	3	2	47	\$1,188K	\$1,053K
22 December, 2017	14 Yetta Shepway Way	Townhouse	3	3	16	\$755K	\$725K
	301, 350 Seneca Hill Dr	Condo	1	1	10	\$330K	\$336K
24 December, 2017	204, 128 Fairview Mall Rd E	Condo	1	1	50	\$315K	\$310K
30 December, 2017	611, 260 Seneca Hill Dr	Condo	2	1	10	\$420K	\$400K
3 January, 2018	5 Rusty Crest Way	Townhouse	4	3	67	\$648K	\$612K
	122, 71 Godstone Rd	Townhouse	3	3	31	\$439K	\$428K
9 January, 2018	406, 128 Fairview Mall Dr	Condo	1	1	76	\$350K	\$340K
24 January, 2018	25 Waddington Cres	Detached	3	2	45	\$899K	\$840K
	43 Laurie Shepway	Townhouse	3	2	18	\$685K	\$670K
26 January, 2018	304, 128 Fairview Mall Dr	Condo	1	1	49	\$320K	\$320K
6 February, 2018	502, 20 Bloorview Pl	Condo	2	2	1	\$885K	\$905K

Data

Month, Day, Year of Sold Date	Address1	Property Type	Bedrooms	Washrooms	Days on the Market	List Price	Sold Price
11 February, 2018	1610, 128 Fairview Mall Dr	Condo	1	1	16	\$368K	\$360K
12 February, 2018	501, 20 Bloorview Pl	Condo	1	1	27	\$548K	\$546K
	1202, 177 Linus Rd	Condo	2	1	11	\$469K	\$450K
13 February, 2018	1110, 128 Fairview Mall Dr	Condo	1	1	15	\$409K	\$360K
16 February, 2018	104, 1555 Finch Ave E	Condo	2	3	73	\$675K	\$660K
19 February, 2018	152 Angus Dr	Semi-Detached	3	2	4	\$850K	\$800K
24 February, 2018	412-128 Fairview Mall Dr	Condo	1	1	0	\$330K	\$328K
25 February, 2018	41 Baroness Cres	Other	4	3	4	\$650K	\$700K
28 February, 2018	2404, 1555 Finch Ave E	Condo	2	3	5	\$600K	\$650K
3 March, 2018	31 Trailside Dr	Detached	3	2	5	\$1,150K	\$1,150K
5 March, 2018	30 Cobblestone Dr	Detached	4	4	24	\$1,780K	\$1,700K
6 March, 2018	113 Kingslake Rd	Detached	4	6	20	\$1,720K	\$1,680K
	908, 128 Fairview Mall Dr	Condo	2	2	94	\$448K	\$438K
7 March, 2018	1202, 20 Bloorview Pl	Condo	2	2	6	\$885K	\$870K
8 March, 2018	1014, 260 Seneca Hill Dr	Condo	2	1	10	\$419K	\$405K
9 March, 2018	36 Grove Park Cres	Detached	3	2	2	\$1,198K	\$1,255K
11 March, 2018	10 Hollybrook Cres	Detached	4	2	102	\$1,499K	\$1,268K
16 March, 2018	56 Kingland Cres	Detached	5	2	10	\$1,288K	\$1,360K
18 March, 2018	909, 10 Bloorview Pl	Condo	2	2	12	\$739K	\$720K
21 March, 2018	140 Angus Dr	Semi-Detached	3	2	8	\$1,099K	\$1,050K
	501, 177 Linus Rd	Condo	1	1	22	\$359K	\$350K