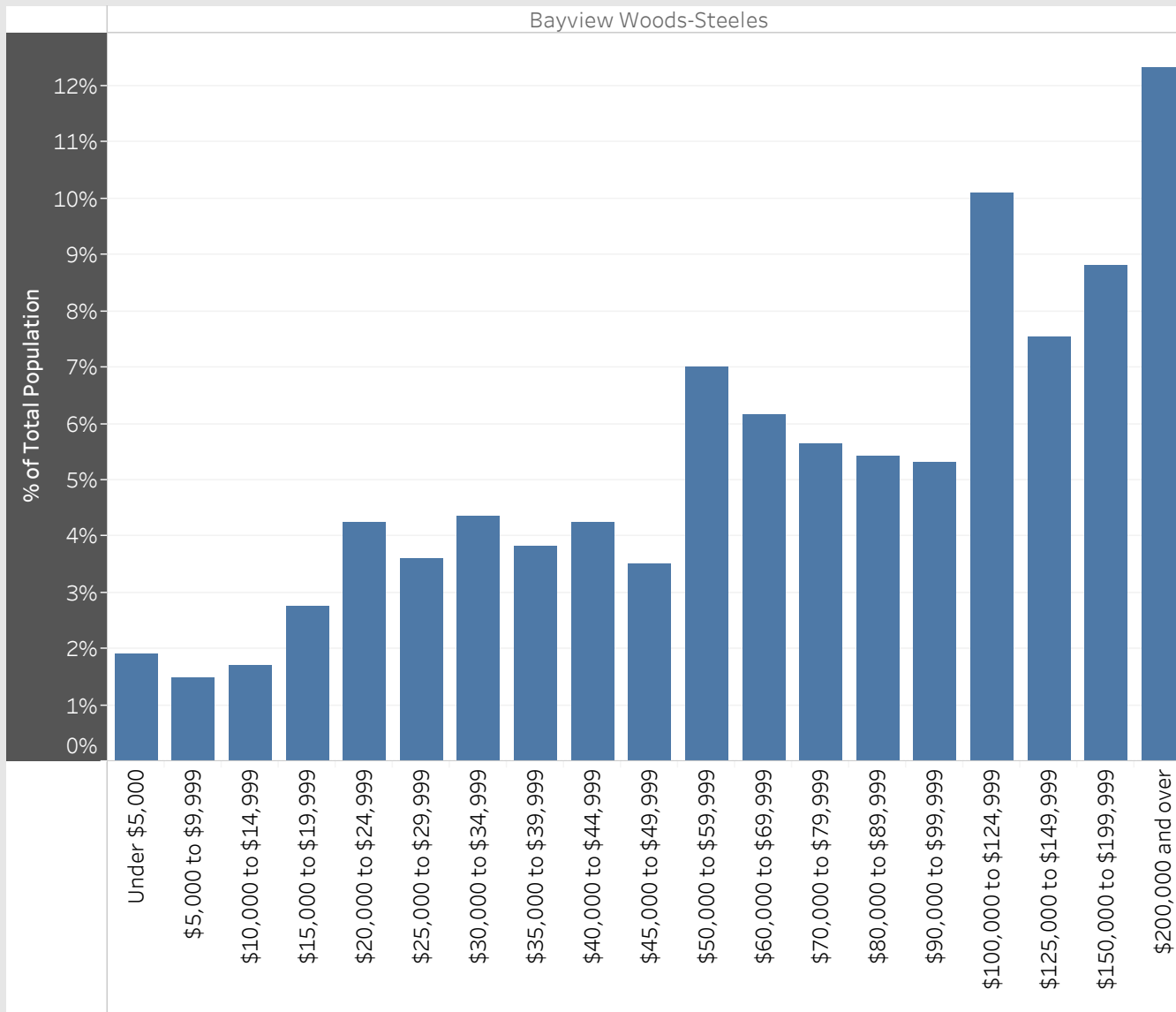


Bayview Woods-Steeles  
Neighbourhood Breakdown  
July 1st, 2015 - March 31st, 2018

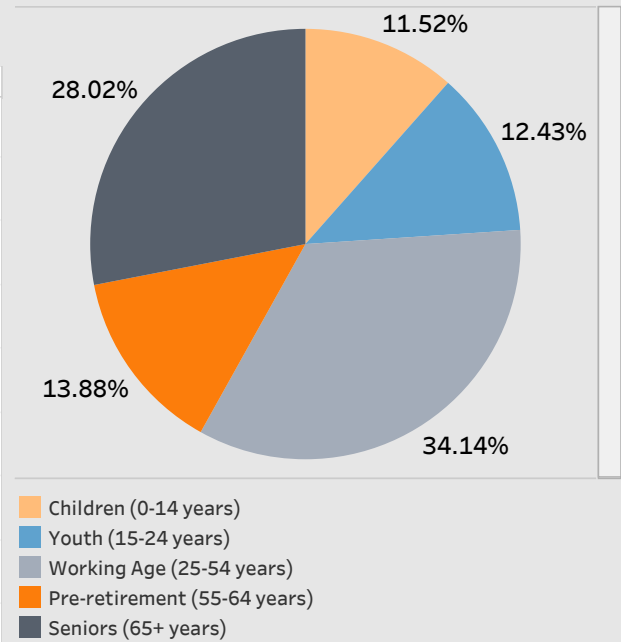


# 2016 StatsCan Data

## Household Income in Bayview Woods-Steeles



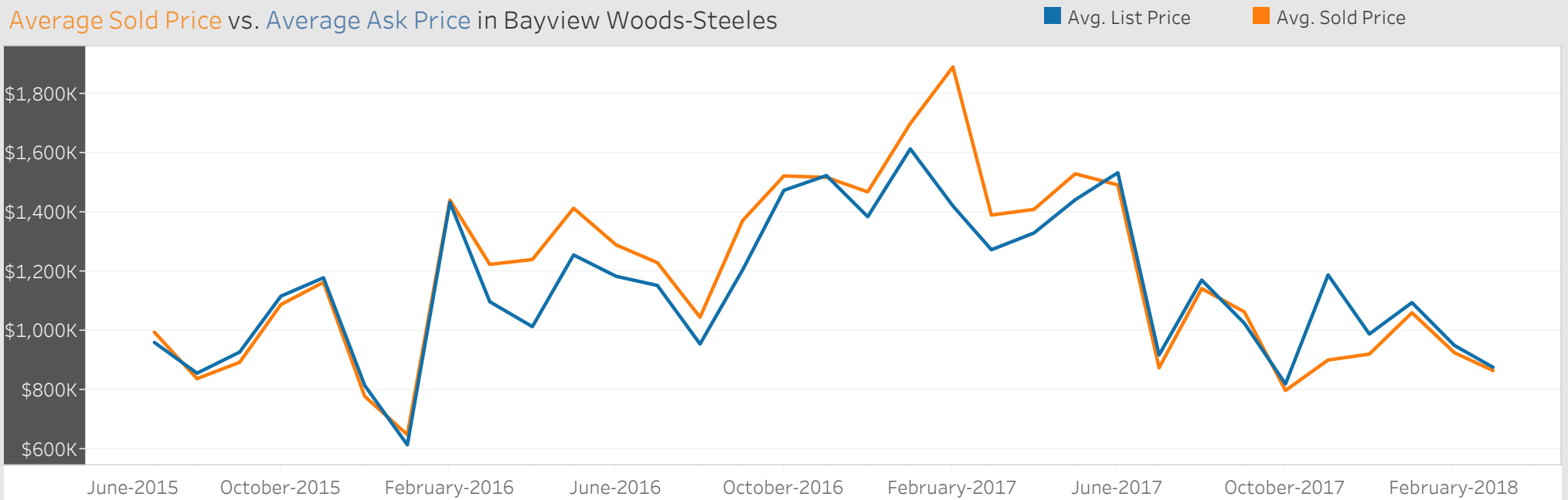
### Age



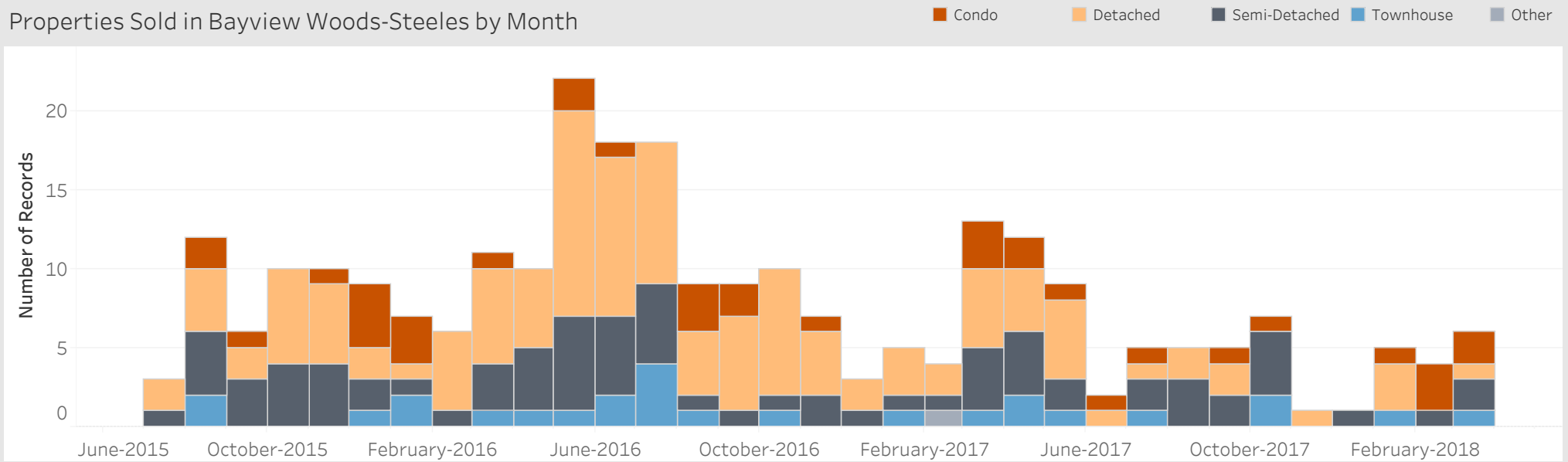
### Visible Minorities

Not a visible minority	34.81%
Chinese	34.45%
West Asian	8.02%
Korean	5.61%
South Asian	5.29%
Black	4.19%
Multiple visible minorities	2.05%
Filipino	1.38%
Latin American	1.19%
Southeast Asian	1.07%
Arab	1.03%
Japanese	0.55%
Visible minority; n.i.e.	0.36%

## Average Sold Price vs. Average Ask Price in Bayview Woods-Steeles



## Properties Sold in Bayview Woods-Steeles by Month



## Data

Month, Day, Year of Sold Date	Address1	Property Type	Bedrooms	Washrooms	Days on the Market	List Price	Sold Price
17 July, 2015	61 Yatesbury Rd, Toronto	Semi-Detached	4	3	8	\$689K	\$670K
26 July, 2015	33 Craigmont Dr, Toronto	Detached	4	4	6	\$1,200K	\$1,262K
28 July, 2015	23 Gemini Rd, Toronto	Detached	4	3	1	\$989K	\$1,050K
7 August, 2015	52 Harrington Cres, Toronto	Semi-Detached	3	2	36	\$769K	\$759K
8 August, 2015	145 Mintwood Dr, Toronto	Semi-Detached	3	2	60	\$688K	\$670K
9 August, 2015	64 Bernick Rd, Toronto	Semi-Detached	3	2	6	\$719K	\$701K
10 August, 2015	376 Goldenwood Rd, Toronto	Semi-Detached	4	2	37	\$755K	\$732K
14 August, 2015	65 Banstock Dr, Toronto	Detached	3	3	2	\$989K	\$1,150K
18 August, 2015	2, 88 Castlebury Cres, Toronto	Townhouse	3	2	34	\$439K	\$430K
	Pl11, 3181 Bayview Ave, Toronto	Condo	2	2	71	\$1,150K	\$1,040K
19 August, 2015	53 Covewood St, Toronto	Detached	4	5	15	\$1,469K	\$1,429K
21 August, 2015	305, 17 Ruddington Dr, Toronto	Condo	1	1	85	\$313K	\$307K
23 August, 2015	47 Beardmore Cres, Toronto	Detached	4	4	33	\$1,238K	\$1,150K
24 August, 2015	5, 76 Castlebury Cres, Toronto	Townhouse	3	2	48	\$445K	\$424K
25 August, 2015	26 Warlock Cres, Toronto	Detached	4	3	8	\$1,290K	\$1,250K
9 September, 2015	64 Greyhound Dr, Toronto	Semi-Detached	4	2	21	\$675K	\$650K
17 September, 2015	70 Sawley Dr, Toronto	Detached	4	3	37	\$949K	\$870K
20 September, 2015	503, 17 Ruddington Dr, Toronto	Condo	1	2	11	\$470K	\$455K
24 September, 2015	374 Goldenwood Rd, Toronto	Semi-Detached	4	2	9	\$638K	\$690K
26 September, 2015	42 James Gray Dr, Toronto	Semi-Detached	3	2	47	\$730K	\$688K
29 September, 2015	35 Bowan Crt, Toronto	Detached	5	6	15	\$2,099K	\$2,000K
6 October, 2015	2 Rockland Dr, Toronto	Detached	4	4	2	\$1,288K	\$1,280K
7 October, 2015	19 Equestrian Crt, Toronto	Detached	4	4	84	\$1,599K	\$1,475K
11 October, 2015	29 Argonne Cres, Toronto	Detached	5	4	3	\$1,390K	\$1,386K
12 October, 2015	49 Greyhound Dr, Toronto	Semi-Detached	3	2	7	\$640K	\$666K
13 October, 2015	995 Old Cummer Ave, Toronto	Semi-Detached	3	2	15	\$699K	\$689K
15 October, 2015	334 Goldenwood Rd, Toronto	Semi-Detached	3	2	6	\$700K	\$695K
19 October, 2015	1 Warlock Cres, Toronto	Detached	3	5	25	\$1,189K	\$1,172K

## Data

Month, Day, Year of Sold Date	Address1	Property Type	Bedrooms	Washrooms	Days on the Market	List Price	Sold Price
22 October, 2015	155 Bestview Dr, Toronto	Semi-Detached	4	2	43	\$679K	\$663K
25 October, 2015	12 Ballyconnor Crt, Toronto	Detached	4	5	35	\$1,788K	\$1,700K
29 October, 2015	17 Tollerton Ave, Toronto	Detached	4	4	14	\$1,189K	\$1,150K
2 November, 2015	9 Garnier Crt, Toronto	Detached	5	5	8	\$2,249K	\$2,100K
3 November, 2015	43 Yatesbury Rd, Toronto	Semi-Detached	4	2	5	\$695K	\$690K
	508, 17 Ruddington Dr, Toronto	Condo	1	2	13	\$425K	\$425K
6 November, 2015	2 Topaz Gate, Toronto	Semi-Detached	3	2	11	\$599K	\$640K
	74 Mintwood Dr, Toronto	Semi-Detached	4	3	37	\$698K	\$665K
19 November, 2015	53 Covewood St, Toronto	Detached	4	5	70	\$1,429K	\$1,375K
24 November, 2015	32 Bowan Crt, Toronto	Detached	5	7	56	\$2,499K	\$2,385K
29 November, 2015	11 Pineway Blvd, Toronto	Detached	4	4	9	\$1,250K	\$1,389K
	68 Harrington Cres, Toronto	Semi-Detached	4	2	54	\$740K	\$712K
	768 Cummer Ave, Toronto	Detached	4	4	10	\$1,200K	\$1,248K
1 December, 2015	357 Goldenwood Rd, Toronto	Semi-Detached	3	3	16	\$739K	\$713K
2 December, 2015	816, 3181 Bayview Ave, Toronto	Condo	2	2	14	\$530K	\$523K
4 December, 2015	7 Fleming Dr, Toronto	Detached	5	5	75	\$2,350K	\$2,118K
5 December, 2015	23 Yatesbury Rd, Toronto	Semi-Detached	3	2	6	\$688K	\$680K
9 December, 2015	308, 17 Ruddington Dr, Toronto	Condo	1	2	35	\$445K	\$426K
15 December, 2015	517, 3181 Bayview Ave, Toronto	Condo	2	2	21	\$469K	\$469K
21 December, 2015	20, 90 Castlebury Cres, Toronto	Townhouse	3	2	12	\$457K	\$448K
22 December, 2015	3 Laureleaf Rd, Toronto	Detached	4	4		\$1,198K	\$1,191K
29 December, 2015	403, 17 Ruddington Dr, Toronto	Condo	1	2	27	\$450K	\$426K
14 January, 2016	6 Lowbank Crt, Toronto	Semi-Detached	4	3	70	\$759K	\$738K
24 January, 2016	24 Wyvern Rd	Detached	3	3	6	\$860K	\$1,210K
26 January, 2016	510, 17 Ruddington Dr	Condo	1	1	40	\$310K	\$310K
28 January, 2016	7, 72 Castlebury Cres	Townhouse	3	2	3	\$473K	\$463K
	802, 3181 Bayview Ave	Condo	2	2	115	\$699K	\$636K
29 January, 2016	4 Morning Glory Way	Townhouse	3	4	105	\$735K	\$735K

## Data

Month, Day, Year of Sold Date	Address1	Property Type	Bedrooms	Washrooms	Days on the Market	List Price	Sold Price
29 January, 2016	503, 17 Ruddington Dr	Condo	2	2	25	\$455K	\$440K
5 February, 2016	31 Craigmont Dr	Detached	4	3	3	\$1,299K	\$1,380K
16 February, 2016	38 Beardmore Cres	Detached	4	6	6	\$1,780K	\$1,870K
21 February, 2016	58 Garnier Crt	Detached	4	5	4	\$1,788K	\$1,755K
	301 Goldenwood Rd	Semi-Detached	4	3	4	\$795K	\$880K
22 February, 2016	19 Simeon Crt	Detached	5	4	8	\$1,689K	\$1,701K
27 February, 2016	10 Weatherstone Cres	Detached	4	3	16	\$1,250K	\$1,060K
1 March, 2016	409, 17 Ruddington Dr	Condo	1	1	14	\$329K	\$325K
9 March, 2016	109 English Ivy Way	Townhouse	2	4	15	\$629K	\$629K
10 March, 2016	20 Beardmore Cres	Detached	5	6	7	\$1,788K	\$2,075K
	26 Mallaby Rd	Semi-Detached	4	2	6	\$850K	\$860K
20 March, 2016	116 Mintwood Dr	Semi-Detached	4	3	3	\$699K	\$931K
24 March, 2016	113 Argonne Cres	Detached	3	3	20	\$1,330K	\$1,330K
25 March, 2016	44 Greyhound Dr	Semi-Detached	4	3	2	\$660K	\$740K
26 March, 2016	5 Adamede Cres	Detached	5	4	1	\$1,080K	\$1,448K
	558 Cummer Ave	Detached	4	3	4	\$1,288K	\$1,463K
27 March, 2016	47 Beardmore Cres	Detached	4	5	4	\$1,628K	\$1,700K
28 March, 2016	48 Argonne Cres	Detached	4	6	10	\$1,789K	\$1,960K
1 April, 2016	19 Reiber Cres	Semi-Detached	4	3	4	\$698K	\$715K
4 April, 2016	182 Bestview Dr	Semi-Detached	4	3	7	\$699K	\$882K
6 April, 2016	101 Banstock Dr	Detached	3	3	1	\$1,499K	\$1,925K
10 April, 2016	99 Banstock Dr	Detached	3	3	2	\$1,498K	\$1,929K
11 April, 2016	24 English Ivyway Way	Townhouse	3	3	4	\$575K	\$666K
12 April, 2016	131 Mintwood Dr	Semi-Detached	3	3	5	\$799K	\$781K
21 April, 2016	12 Foxhound Crt	Semi-Detached	3	2	7	\$728K	\$817K
28 April, 2016	16 Tarbert Rd	Detached	4	4	2	\$1,299K	\$1,675K
	33 Banstock Dr	Detached	3	3	10	\$1,245K	\$1,562K
29 April, 2016	39 Rockland Dr	Detached	4	3	2	\$1,088K	\$1,450K

## Data

Month, Day, Year of Sold Date	Address1	Property Type	Bedrooms	Washrooms	Days on the Market	List Price	Sold Price
3 May, 2016	27 Unicorn Ave	Detached	4	3	8	\$1,280K	\$1,430K
	70 Harrington Cres	Semi-Detached	4	3	7	\$799K	\$889K
	78 English Ivyway Way	Townhouse	2	4	7	\$585K	\$695K
5 May, 2016	140 Bestview Dr	Semi-Detached	3	2	4	\$749K	\$850K
7 May, 2016	8 Mango Dr	Detached	4	3	2	\$1,238K	\$1,678K
	30 Beardmore Cres	Detached	4	4	10	\$1,599K	\$2,315K
8 May, 2016	Ph7, 3181 Bayview Ave	Condo	2	3	4	\$1,288K	\$1,305K
9 May, 2016	154 Bestview Dr	Semi-Detached	3	2	5	\$699K	\$872K
12 May, 2016	35 Wyvern Rd	Detached	4	2	7	\$999K	\$1,050K
13 May, 2016	12 Equestrian Crt	Detached	4	4	3	\$1,399K	\$1,760K
16 May, 2016	9 James Gray Dr	Semi-Detached	3	2	4	\$800K	\$885K
	10 Sparwood Crt	Detached	4	4	1	\$1,299K	\$1,500K
	26 Wyvern Rd	Detached	4	3	4	\$1,388K	\$1,201K
17 May, 2016	42 Colonnade Rd	Detached	4	2	3	\$1,280K	\$1,468K
22 May, 2016	15 Gemini Rd	Detached	4	4	3	\$1,258K	\$1,450K
24 May, 2016	27 Wyvern Rd	Detached	3	3	7	\$1,180K	\$1,380K
	89 Garnier Crt	Detached	5	6	8	\$1,898K	\$2,200K
26 May, 2016	29 Bowan Crt	Detached	5	7	20	\$2,899K	\$2,760K
	36 Bowan Crt	Detached	4	6	2	\$2,599K	\$2,815K
	159 Mintwood Dr	Semi-Detached	4	3	6	\$788K	\$901K
	702, 3181 Bayview Ave	Condo	2	2	3	\$799K	\$799K
28 May, 2016	993 Old Cummer Ave	Semi-Detached	5	3	4	\$799K	\$900K
2 June, 2016	38 Saddletree Dr	Detached	6	5	6	\$1,598K	\$1,581K
3 June, 2016	25 Garnier Crt	Detached	4	4	22	\$1,888K	\$1,850K
5 June, 2016	30 Argonne Cres	Detached	5	4	11	\$1,850K	\$1,880K
6 June, 2016	152 Bestview Dr	Semi-Detached	3	2	14	\$829K	\$864K
8 June, 2016	31 Wyvern Rd	Detached	3	3	1	\$999K	\$1,250K
11 June, 2016	Ph204, 17 Ruddington Dr	Condo	2	2	4	\$659K	\$659K

## Data

Month, Day, Year of Sold Date	Address1	Property Type	Bedrooms	Washrooms	Days on the Market	List Price	Sold Price
14 June, 2016	33 Unicorn Ave	Detached	4	4	6	\$1,328K	\$1,375K
	37 Craigmont Dr	Detached	4	4	7	\$1,499K	\$1,688K
16 June, 2016	112 James Gray Dr	Semi-Detached	4	3	8	\$970K	\$1,006K
17 June, 2016	6 Topaz Gate	Semi-Detached	4	4	5	\$798K	\$1,011K
20 June, 2016	10 Adamede Cres	Detached	4	3	7	\$998K	\$1,361K
21 June, 2016	337 Goldenwood Rd	Semi-Detached	4	3	5	\$788K	\$965K
22 June, 2016	23, 90 Castlebury Cres	Townhouse	3	4	7	\$499K	\$557K
	25 Morning Glory Way	Townhouse	3	5	21	\$899K	\$865K
	150 Bestview Dr	Semi-Detached	3	2	8	\$800K	\$889K
27 June, 2016	25 Bernick Rd	Detached	4	4	6	\$1,380K	\$1,380K
	44 Beardmore Cres	Detached	5	5	46	\$2,588K	\$2,500K
28 June, 2016	128 Argonne Cres	Detached	5	4	15	\$928K	\$1,529K
8 July, 2016	10, 86 Castlebury Cres	Townhouse	4	3	4	\$598K	\$593K
9 July, 2016	40 Castlebury Cres	Semi-Detached	3	4	17	\$800K	\$836K
11 July, 2016	14 Bruce Farm Dr	Detached	4	4	7	\$1,699K	\$1,888K
	277 Goldenwood Rd	Semi-Detached	4	4	10	\$788K	\$988K
12 July, 2016	6, 80 Castlebury Cres	Townhouse	3	2	10	\$578K	\$565K
	20 Bruce Farm Dr	Detached	3	3	12	\$1,688K	\$1,631K
13 July, 2016	18 Topaz Gate	Semi-Detached	4	3	9	\$698K	\$850K
	74 James Gray Dr	Semi-Detached	8	3	13	\$959K	\$977K
15 July, 2016	1 Beardmore Cres	Detached	4	4	30	\$1,848K	\$1,715K
	35 Colonnade Rd	Detached	4	3	7	\$1,488K	\$1,518K
17 July, 2016	22 English Ivyway	Townhouse	1	4	24	\$649K	\$640K
19 July, 2016	5 Equestrian Crt	Detached	4	6	7	\$1,450K	\$1,860K
	772 Cumber Ave	Detached	4	4	5	\$1,200K	\$1,400K
20 July, 2016	7 Mandel Cres	Detached	4	4	7	\$1,299K	\$1,535K
	33 Warlock Cres	Detached	4	4	14	\$1,588K	\$1,728K
21 July, 2016	12 James Gray Dr	Semi-Detached	4	3	8	\$937K	\$985K



## Data

Month, Day, Year of Sold Date	Address1	Property Type	Bedrooms	Washrooms	Days on the Market	List Price	Sold Price
21 July, 2016	T.H. 1, 74 Castlebury Cres	Townhouse	3	2	52	\$495K	\$520K
24 July, 2016	16 Pineway Blvd	Detached	4	5	19	\$1,980K	\$1,899K
1 August, 2016	46 Bruce Farm Dr	Detached	3	3	4	\$1,588K	\$1,685K
2 August, 2016	37 Gemini Rd	Detached	4	3	7	\$1,369K	\$1,850K
10 August, 2016	404, 17 Ruddington Dr	Condo	1	1	26	\$328K	\$323K
16 August, 2016	604, 17 Ruddington Dr	Condo	1	1	69	\$339K	\$327K
17 August, 2016	507, 17 Ruddington Dr	Condo	2	2	54	\$599K	\$530K
20 August, 2016	77 Mintwood Dr	Semi-Detached	3	2	18	\$828K	\$790K
23 August, 2016	30 Gemini Rd	Detached	4	4	7	\$1,399K	\$1,731K
26 August, 2016	16 Mandel Cres	Detached	4	3	4	\$1,448K	\$1,498K
29 August, 2016	6 English Ivyway Way	Townhouse	3	3	7	\$690K	\$670K
1 September, 2016	16 Wyvern Rd	Detached	4	3	7	\$1,595K	\$1,720K
2 September, 2016	2 Centurion Crt	Detached	5	4	30	\$1,759K	\$1,691K
5 September, 2016	405, 3181 Bayview Ave	Condo	2	2	4	\$829K	\$888K
6 September, 2016	Lph02, 17 Ruddington Dr	Condo	2	3	49	\$649K	\$640K
13 September, 2016	10 Tollerton Ave	Detached	4	4	6	\$900K	\$1,609K
15 September, 2016	70 Sawley Dr	Detached	4	3	2	\$1,428K	\$1,400K
19 September, 2016	45 Adamede Cres	Detached	4	2	7	\$999K	\$1,200K
21 September, 2016	18 Ballyconnor Crt	Detached	4	4	1	\$1,888K	\$2,300K
25 September, 2016	147 Mintwood Dr	Semi-Detached	3	2	4	\$800K	\$900K
1 October, 2016	2 Unicorn Ave	Detached	4	4	19	\$1,500K	\$1,510K
2 October, 2016	34 Saddletree Dr	Detached	4	4	27	\$1,680K	\$1,580K
4 October, 2016	#3, 86 Castlebury Cres	Townhouse	3	2	28	\$495K	\$484K
14 October, 2016	33 Rockland Dr	Detached	4	3	2	\$1,188K	\$1,660K
19 October, 2016	25 Carmel Crt	Detached	4	4	14	\$1,399K	\$1,468K
	27 Mango Dr	Detached	3	3	2	\$1,395K	\$1,450K
21 October, 2016	43 Unicorn Ave	Detached	4	4	9	\$1,458K	\$1,488K
25 October, 2016	31 Bowan Crt	Detached	5	7	25	\$3,250K	\$2,901K

## Data

Month, Day, Year of Sold Date	Address1	Property Type	Bedrooms	Washrooms	Days on the Market	List Price	Sold Price
26 October, 2016	6 Harrington Cres	Semi-Detached	4	3	1	\$1,100K	\$1,089K
	15 Colwick Dr	Detached	3	3	13	\$1,278K	\$1,600K
4 November, 2016	62 Bernick Rd	Detached	4	2	24	\$1,448K	\$1,389K
	707, 3181 Bayview Ave	Condo	2	2	2	\$989K	\$1,188K
8 November, 2016	34 Tarbert Rd	Detached	5	4	8	\$1,688K	\$1,740K
9 November, 2016	76 Banstock Dr	Detached	5	5	12	\$2,599K	\$2,370K
10 November, 2016	51 Garnier Crt	Detached	4	4	7	\$1,888K	\$1,928K
21 November, 2016	155 Bestview Dr	Semi-Detached	4	3	20	\$1,088K	\$1,052K
30 November, 2016	80 Harrington Cres	Semi-Detached	3	2	21	\$970K	\$960K
9 December, 2016	54 Kentland Cres	Detached	4	4	2	\$1,589K	\$1,818K
19 December, 2016	143 Mintwood Dr	Semi-Detached	3	2	4	\$700K	\$766K
22 December, 2016	46 Bruce Farm Dr	Detached	3	3	10	\$1,866K	\$1,823K
10 January, 2017	62 Garnier Crt	Detached	4	5	4	\$2,288K	\$2,300K
17 January, 2017	52 Bestview Dr	Detached	5	4	7	\$1,569K	\$1,750K
23 January, 2017	9, 86 Castlebury Cres	Townhouse	4	2	7	\$629K	\$699K
	75 Harrington Cres	Semi-Detached	3	2	5	\$899K	\$1,003K
25 January, 2017	120 Argonne Cres	Detached	4	4	2	\$2,688K	\$2,750K
15 February, 2017	183 Bestview Dr	Detached	4	4	14	\$989K	\$1,930K
24 February, 2017	28 Ballyconnor Crt	Detached	5	6	21	\$2,599K	\$3,230K
26 February, 2017	981 Old Cummer Ave	Semi-Detached	3	5	11	\$799K	\$1,029K
27 February, 2017	836 Cummer Ave	Other	4	5	10	\$1,299K	\$1,379K
5 March, 2017	45 James Gray Dr	Semi-Detached	3	2	4	\$900K	\$1,100K
9 March, 2017	10 Tarbert Rd	Detached	4	5	0	\$2,388K	\$2,338K
	42 Garnier Crt	Detached	4	3	9	\$2,180K	\$2,500K
12 March, 2017	61 Castlebury Cres	Semi-Detached	4	3	11	\$899K	\$1,058K
13 March, 2017	92 Mintwood Dr	Semi-Detached	4	3	6	\$888K	\$980K
17 March, 2017	802, 3181 Bayview Ave	Condo	2	2	19	\$1,180K	\$1,150K
22 March, 2017	23 Tarbert Rd	Detached	4	4	11	\$1,880K	\$2,138K

## Data

Month, Day, Year of Sold Date	Address1	Property Type	Bedrooms	Washrooms	Days on the Market	List Price	Sold Price
25 March, 2017	20 Tarbert Rd	Detached	5	4	3	\$1,889K	\$1,950K
27 March, 2017	53 English Ivyway Way	Townhouse	1	4	16	\$650K	\$680K
28 March, 2017	1 Beardmore Cres	Detached	4	4	8	\$1,699K	\$1,978K
	1 Reiber Cres	Semi-Detached	4	3	6	\$750K	\$961K
	304, 17 Ruddington Dr	Condo	1	1	4	\$389K	\$390K
31 March, 2017	801, 3181 Bayview Ave	Condo	2	2	9	\$859K	\$855K
3 April, 2017	105 Garnier Crt	Detached	4	7	7	\$2,550K	\$2,902K
4 April, 2017	6 Morning Glory Way	Townhouse	3	4	17	\$765K	\$798K
6 April, 2017	PI14, 3181 Bayview Ave	Condo	2	2	3	\$1,049K	\$1,152K
10 April, 2017	6, 74 Castlebury Cres	Townhouse	3	2	7	\$629K	\$690K
	208 Pineway Blvd	Semi-Detached	4	3	6	\$989K	\$1,180K
12 April, 2017	52 Yatesbury Rd	Semi-Detached	4	4	1	\$899K	\$1,080K
13 April, 2017	18 Beardmore Cres	Detached	4	5	1	\$2,098K	\$2,030K
	318, 3181 Bayview Ave	Condo	2	2	9	\$695K	\$705K
18 April, 2017	20 Pineway Blvd	Detached	4	4	11	\$2,350K	\$2,318K
19 April, 2017	60 Argonne Cres	Detached	4	4	16	\$1,988K	\$1,970K
24 April, 2017	45 Mintwood Dr	Semi-Detached	4	3	5	\$999K	\$1,201K
26 April, 2017	16 Castlebury Cres	Semi-Detached	3	2	13	\$949K	\$893K
3 May, 2017	153 Mintwood Dr	Semi-Detached	3	3	15	\$899K	\$923K
4 May, 2017	1, 76 Castlebury Cres	Townhouse	3	3	3	\$625K	\$630K
	4 Tollerton Ave	Detached	4	3	2	\$1,500K	\$1,859K
8 May, 2017	579 Cumber Ave	Detached	3	3	7	\$1,280K	\$1,374K
9 May, 2017	23 Colonnade Rd	Detached	5	4	7	\$2,180K	\$2,045K
18 May, 2017	5 Saddletree Dr	Detached	4	5	3	\$1,998K	\$2,736K
24 May, 2017	20 Garnier Crt	Detached	4	5	19	\$2,350K	\$2,050K
26 May, 2017	146 Mintwood Dr	Semi-Detached	3	3	17	\$999K	\$1,105K
31 May, 2017	114, 3181 Bayview Ave	Condo	2	2	7	\$1,150K	\$1,050K
3 June, 2017	801, 3181 Bayview Ave	Condo	2	2	1	\$1,080K	\$1,065K

## Data

Month, Day, Year of Sold Date	Address1	Property Type	Bedrooms	Washrooms	Days on the Market	List Price	Sold Price
23 June, 2017	44 Kentland Cres	Detached	4	4	32	\$1,988K	\$1,920K
4 July, 2017	30 English Ivyway Way	Townhouse	1	3	0	\$659K	\$655K
6 July, 2017	16 Mallaby Rd	Semi-Detached	3	2	14	\$899K	\$873K
21 July, 2017	40 Tarbert Rd	Detached	4	3	9	\$1,500K	\$1,470K
29 July, 2017	710, 17 Ruddington Dr	Condo	1	1	19	\$428K	\$395K
30 July, 2017	25 Mintwood Dr	Semi-Detached	4	3	62	\$1,099K	\$975K
1 August, 2017	74 Covewood St	Detached	4	3	48	\$1,468K	\$1,420K
12 August, 2017	21 Rockland Dr	Detached	4	4	12	\$1,788K	\$1,700K
	33 Yatesbury Rd	Semi-Detached	4	3	9	\$898K	\$870K
14 August, 2017	229 Pineway Blvd	Semi-Detached	3	2	23	\$899K	\$869K
15 August, 2017	50 Castlebury Cres	Semi-Detached	4	3	7	\$800K	\$850K
4 September, 2017	170 Pineway Blvd	Semi-Detached	3	2	50	\$988K	\$926K
5 September, 2017	15 Deaconwood Rd	Semi-Detached	5	3	8	\$850K	\$920K
7 September, 2017	12 Craigmont Dr	Detached	4	4	58	\$1,798K	\$1,660K
	610, 17 Ruddington Dr	Condo	1	1	28	\$400K	\$395K
24 September, 2017	53 Bruce Farm Dr	Detached	4	3	5	\$1,088K	\$1,415K
5 October, 2017	15 Castlebury Cres	Semi-Detached	3	2	16	\$850K	\$847K
	205 Pineway Blvd	Semi-Detached	3	2	8	\$949K	\$922K
6 October, 2017	143 Mintwood Dr	Semi-Detached	3	2	30	\$1,000K	\$969K
13 October, 2017	20 Castlebury Cres	Semi-Detached	4	3	36	\$799K	\$799K
18 October, 2017	101, 17 Ruddington Dr	Condo	2	2	7	\$589K	\$580K
23 October, 2017	1, 70 Castlebury Cres	Townhouse	3	3	24	\$728K	\$682K
25 October, 2017	105 English Ivyway	Townhouse	3	3	9	\$819K	\$779K
9 November, 2017	54 Sawley Dr	Detached	3	3	195	\$1,188K	\$900K
21 December, 2017	21 Lowbank Crt	Semi-Detached	4	2	71	\$988K	\$920K
3 January, 2018	15 Wyvern Rd	Detached	3	3	21	\$1,188K	\$1,100K
8 January, 2018	28 Pineway Blvd	Detached	4	3	25	\$1,499K	\$1,620K
10 January, 2018	66 English Ivy Way	Townhouse	3	4	52	\$800K	\$790K

Data

Month, Day, Year of Sold Date	Address1	Property Type	Bedrooms	Washrooms	Days on the Market	List Price	Sold Price
12 January, 2018	7 Rockland Dr	Detached	4	4	7	\$1,550K	\$1,355K
22 January, 2018	604, 17 Ruddington Dr	Condo	1	1	10	\$435K	\$435K
10 February, 2018	618, 3181 Bayview Ave	Condo	2	2	84	\$739K	\$688K
16 February, 2018	307, 3181 Bayview Ave	Condo	2	2	9	\$1,199K	\$1,200K
19 February, 2018	997 Old Cummer Ave	Semi-Detached	3	2	0	\$858K	\$810K
20 February, 2018	111, 3181 Bayview Ave	Condo	2	2	13	\$1,000K	\$1,000K
4 March, 2018	25 Mallaby Rd	Semi-Detached	3	2	2	\$888K	\$905K
10 March, 2018	111 English Ivy Way	Townhouse	3	3	17	\$895K	\$880K
14 March, 2018	410, 17 Ruddington Dr	Condo	1	1	7	\$438K	\$430K
15 March, 2018	56 Bestview Dr	Detached	4	3	3	\$1,699K	\$1,668K
27 March, 2018	705, 17 Ruddington Dr	Condo	1	1	33	\$445K	\$433K
28 March, 2018	20 Mallaby Rd	Semi-Detached	3	2	1	\$888K	\$870K