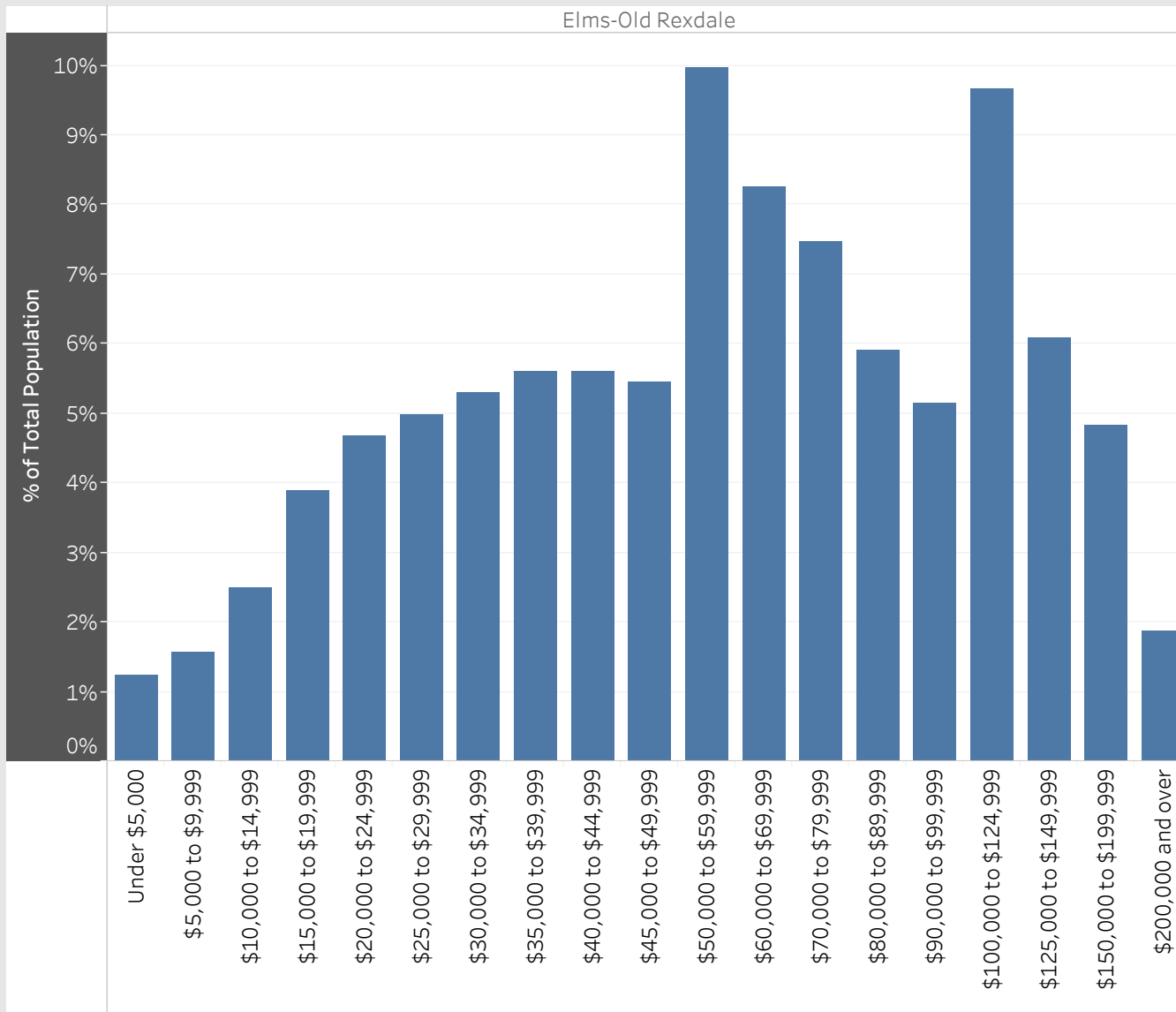


Elms-Old Rexdale  
Neighbourhood Breakdown  
July 1st, 2015 - March 31st, 2018

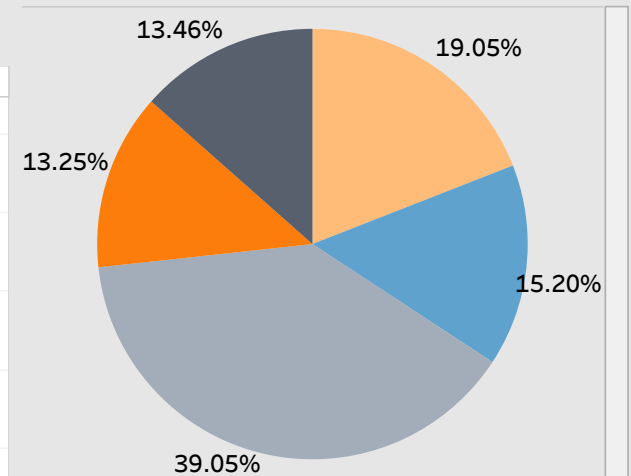


# 2016 StatsCan Data

## Household Income in Elms-Old Rexdale



### Age

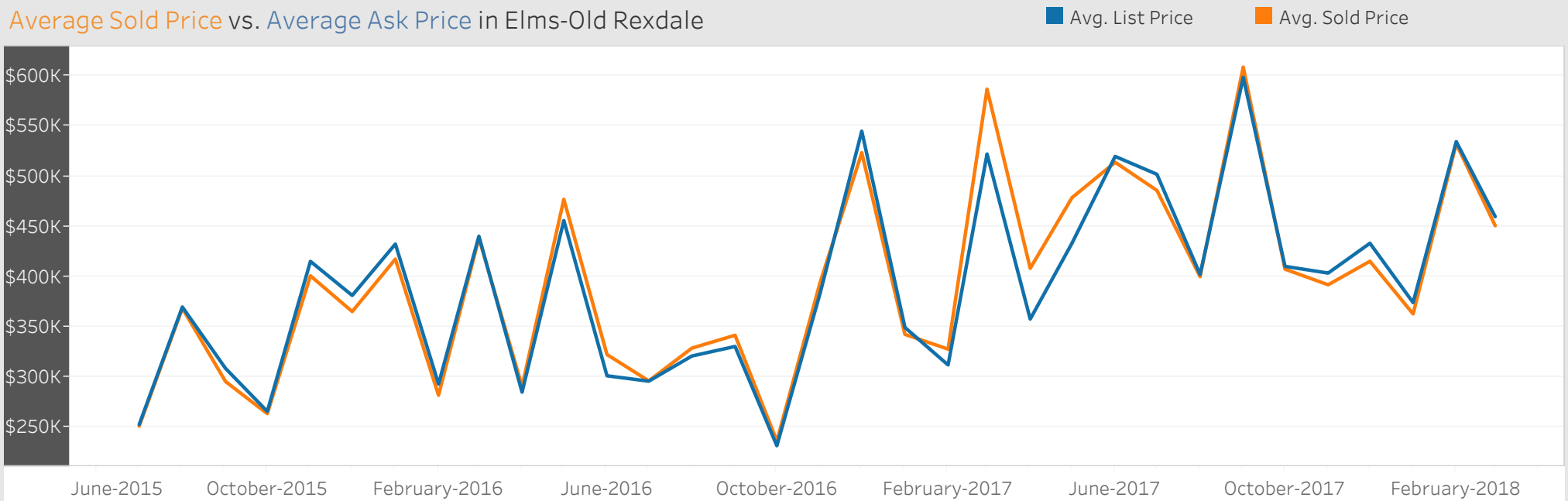


- Children (0-14 years)
- Youth (15-24 years)
- Working Age (25-54 years)
- Pre-retirement (55-64 years)
- Seniors (65+ years)

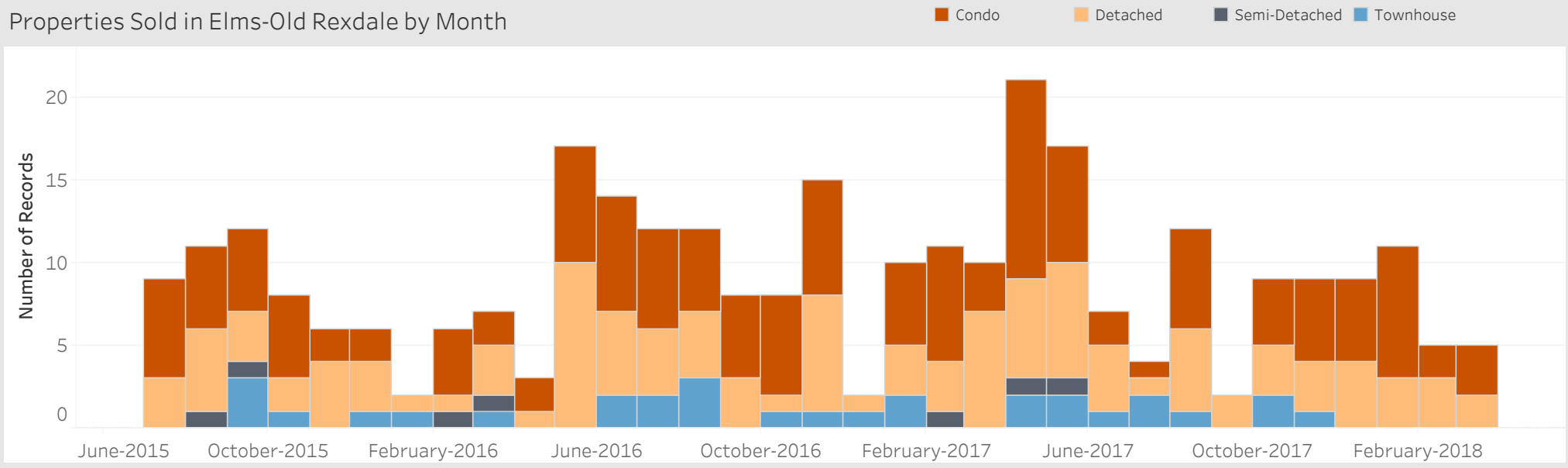
### Visible Minorities

Not a visible minority	32.61%
Black	30.97%
South Asian	8.88%
Latin American	8.09%
Filipino	4.92%
Southeast Asian	3.91%
West Asian	3.01%
Multiple visible minorities	2.59%
Visible minority; n.i.e.	2.22%
Chinese	1.11%
Korean	1.11%
Arab	0.42%
Japanese	0.16%

### Average Sold Price vs. Average Ask Price in Elms-Old Rexdale



### Properties Sold in Elms-Old Rexdale by Month



## Data

Month, Day, Year of Sold Date	Address1	Property Type	Bedrooms	Washrooms	Days on the Market	List Price	Sold Price
2 July, 2015	1107, 236 Albion Rd, Toronto	Condo	2	1	38	\$115K	\$95K
5 July, 2015	53 Allenby Ave, Toronto	Detached	2	2	12	\$410K	\$415K
7 July, 2015	806, 236 Albion Rd, Toronto	Condo	2	1	28	\$117K	\$114K
13 July, 2015	14 Shendale Dr, Toronto	Detached	3	3	8	\$559K	\$580K
	1804, 236 Albion Rd, Toronto	Condo	2	2	74	\$121K	\$115K
15 July, 2015	Ph 03, 234 Albion Rd, Toronto	Condo	3	2	23	\$125K	\$112K
21 July, 2015	1510, 234 Albion Rd, Toronto	Condo	3	2	47	\$139K	\$129K
23 July, 2015	1710, 234 Albion Rd, Toronto	Condo	3	2	9	\$139K	\$129K
29 July, 2015	11 Golfdown Dr, Toronto	Detached	4	4	9	\$550K	\$571K
5 August, 2015	17 Boniface Ave, Toronto	Detached	2	2	22	\$440K	\$435K
	94 Shendale Dr, Toronto	Detached	4	3	9	\$699K	\$680K
	412, 236 Albion Rd, Toronto	Condo	2	1	27	\$124K	\$114K
6 August, 2015	69 Allenby Ave, Toronto	Detached	2	2	46	\$465K	\$458K
7 August, 2015	804, 234 Albion Rd, Toronto	Condo	3	2	56	\$140K	\$125K
8 August, 2015	308, 238 Albion Rd, Toronto	Condo	3	2	33	\$170K	\$168K
16 August, 2015	2 Huntsmoor Rd, Toronto	Detached	3	4	111	\$700K	\$675K
17 August, 2015	4 Pylon Pl, Toronto	Detached	3	3	6	\$600K	\$635K
25 August, 2015	807, 234 Albion Rd, Toronto	Condo	3	1	43	\$112K	\$108K
27 August, 2015	505, 236 Albion Rd, Toronto	Condo	2	2	16	\$129K	\$127K
30 August, 2015	20 Deeside Crt, Toronto	Semi-Detached	4	2	8	\$489K	\$529K
3 September, 2015	85 Irwin Rd, Toronto	Townhouse	3	3	62	\$340K	\$310K
5 September, 2015	51 Hadrian Dr, Toronto	Detached	2	2	5	\$460K	\$496K
8 September, 2015	25 Brigham Crt, Toronto	Semi-Detached	3	4	9	\$647K	\$618K
13 September, 2015	856, 30 Tandridge Cres, Toronto	Townhouse	3	1	3	\$210K	\$205K
15 September, 2015	2003, 234 Albion Rd, Toronto	Condo	3	2	50	\$140K	\$135K
17 September, 2015	606, 234 Albion Rd, Toronto	Condo	3	1	56	\$106K	\$97K
	2109, 236 Albion Rd, Toronto	Condo	2	1	37	\$110K	\$95K
23 September, 2015	1112, 236 Albion Rd, Toronto	Condo	2	1	31	\$110K	\$105K

## Data

Month, Day, Year of Sold Date	Address1	Property Type	Bedrooms	Washrooms	Days on the Market	List Price	Sold Price
24 September, 2015	820, 22 Tandridge Cres, Toronto	Townhouse	3	2	7	\$265K	\$258K
29 September, 2015	6 Hadrian Dr, Toronto	Detached	3	2	38	\$618K	\$595K
	7 Deeside Crt, Toronto	Detached	4	2	48	\$580K	\$520K
	909, 236 Albion Rd, Toronto	Condo	2	1	90	\$119K	\$113K
1 October, 2015	874, 38 Tandridge Cres, Toronto	Townhouse	3	2	57	\$255K	\$253K
3 October, 2015	1106, 236 Albion Rd, Toronto	Condo	2	1	60	\$99K	\$92K
10 October, 2015	1108, 234 Albion Rd, Toronto	Condo	3	2	11	\$100K	\$96K
17 October, 2015	1701, 236 Albion Rd, Toronto	Condo	2	1	24	\$118K	\$115K
20 October, 2015	1003, 236 Albion Rd, Toronto	Condo	2	2	41	\$144K	\$141K
21 October, 2015	204, 238 Albion Rd, Toronto	Condo	3	2	22	\$173K	\$167K
28 October, 2015	120 Hadrian Dr, Toronto	Detached	3	2	21	\$738K	\$749K
31 October, 2015	9 Hatfield Cres, Toronto	Detached	2	2	24	\$499K	\$495K
2 November, 2015	41 Hatfield Cres, Toronto	Detached	3	1	29	\$425K	\$405K
3 November, 2015	1 Pipestone Pl, Toronto	Detached	3	2	34	\$588K	\$560K
5 November, 2015	111, 234 Albion Rd, Toronto	Condo	3	2	86	\$130K	\$120K
7 November, 2015	Ph4, 238 Albion Rd, Toronto	Condo	3	2	9	\$169K	\$162K
10 November, 2015	46 Allenby Ave, Toronto	Detached	3	2	19	\$510K	\$498K
29 November, 2015	26 Norfield Cres, Toronto	Detached	4	2	14	\$670K	\$660K
8 December, 2015	38 Grierson Rd, Toronto	Detached	2	2	6	\$550K	\$523K
10 December, 2015	849, 30 Tandridge Cres, Toronto	Townhouse	3	1	75	\$234K	\$223K
14 December, 2015	68 Irwin Rd, Toronto	Detached	3	2	7	\$530K	\$540K
18 December, 2015	40 Turpin Ave, Toronto	Detached	4	3	67	\$660K	\$610K
22 December, 2015	307, 238 Albion Rd, Toronto	Condo	3	1	54	\$155K	\$146K
	1008, 238 Albion Rd, Toronto	Condo	3	2	20	\$159K	\$150K
22 January, 2016	1, 87 Irwin Rd	Townhouse	3	3	101	\$315K	\$305K
29 January, 2016	49 Hadrian Dr	Detached	3	2	65	\$550K	\$530K
2 February, 2016	1708, 234 Albion Rd	Condo	3	2	19	\$99K	\$95K
7 February, 2016	1801, 236 Albion Rd	Condo	2	1	34	\$95K	\$90K

## Data

Month, Day, Year of Sold Date	Address1	Property Type	Bedrooms	Washrooms	Days on the Market	List Price	Sold Price
9 February, 2016	704, 234 Albion Rd	Condo	3	2	15	\$105K	\$93K
	Ph4, 234 Albion Rd	Condo	3	2	21	\$135K	\$135K
18 February, 2016	98 Hadrian Dr	Detached	3	2	17	\$775K	\$763K
22 February, 2016	5 Irwin Rd	Semi-Detached	4	4	26	\$549K	\$515K
2 March, 2016	53 Allenby Ave	Detached	2	2	6	\$500K	\$540K
3 March, 2016	1812, 236 Albion Rd	Condo	2	1	130	\$110K	\$106K
4 March, 2016	1403, 236 Albion Rd	Condo	3	2	80	\$129K	\$120K
11 March, 2016	35 Hackmore Ave	Detached	3	3	10	\$745K	\$730K
12 March, 2016	8 Bemberg Crt	Semi-Detached	4	2	13	\$560K	\$545K
16 March, 2016	12 Norfield Cres E	Detached	4	2	3	\$748K	\$740K
30 March, 2016	816, 22 Tandridge Cres	Townhouse	3	3	18	\$290K	\$289K
19 April, 2016	1212, 238 Albion Rd	Condo	2	1	21	\$155K	\$153K
22 April, 2016	121 Elmhurst Dr	Detached	3	2	8	\$570K	\$595K
29 April, 2016	703, 238 Albion Rd S	Condo	3	2	27	\$130K	\$124K
3 May, 2016	8 Chalfont Rd	Detached	2	2	7	\$500K	\$632K
6 May, 2016	1010, 234 Albion Rd	Condo	3	2	87	\$125K	\$115K
	1404, 234 Albion Rd	Condo	3	2	18	\$139K	\$123K
8 May, 2016	345 Albion Rd	Detached	4	4	50	\$888K	\$1,050K
10 May, 2016	1806, 236 Albion Rd	Condo	2	1	63	\$110K	\$94K
15 May, 2016	10 Endicott Ave	Detached	4	4	3	\$968K	\$991K
16 May, 2016	11 Urban Crt	Detached	4	4	13	\$849K	\$840K
	26 Esmond Cres	Detached	2	2	4	\$630K	\$730K
	112 Hadrian Dr	Detached	3	3	11	\$700K	\$718K
17 May, 2016	1110, 234 Albion Rd	Condo	3	2	7	\$125K	\$105K
20 May, 2016	109 Shendale Dr	Detached	3	2	13	\$659K	\$638K
	304, 236 Albion Rd	Condo	3	2	105	\$128K	\$125K
	Ph2, 236 Albion Rd	Condo	2	1	77	\$150K	\$144K
23 May, 2016	1209, 236 Albion Rd	Condo	2	1	88	\$120K	\$108K

## Data

Month, Day, Year of Sold Date	Address1	Property Type	Bedrooms	Washrooms	Days on the Market	List Price	Sold Price
24 May, 2016	5 Chalfont Rd	Detached	3	2	7	\$500K	\$560K
27 May, 2016	34 Chalfont Rd	Detached	2	2	10	\$535K	\$535K
29 May, 2016	21 Cove Dr	Detached	3	2	37	\$625K	\$601K
1 June, 2016	507, 238 Albion Rd	Condo	2	1	5	\$145K	\$141K
	815, 22 Tandridge Cres	Townhouse	3	3	19	\$290K	\$290K
2 June, 2016	2004, 236 Albion Rd	Condo	3	2	23	\$140K	\$128K
9 June, 2016	1202, 236 Albion Rd	Condo	2	1	126	\$104K	\$90K
10 June, 2016	848, 30 Tandridge Cres	Townhouse	3	2	14	\$225K	\$242K
17 June, 2016	101 Allenby Ave	Detached	2	2	37	\$599K	\$600K
20 June, 2016	20 Densmore Ave	Detached	3	2	7	\$500K	\$650K
22 June, 2016	7 Boniface Ave	Detached	2	1	3	\$479K	\$546K
	84 Shendale Dr	Detached	4	2	6	\$680K	\$680K
25 June, 2016	708, 238 Albion Rd	Condo	3	2	79	\$160K	\$155K
26 June, 2016	35 Chalfont Rd	Detached	2	2	4	\$499K	\$620K
27 June, 2016	1204, 234 Albion Rd	Condo	3	2	123	\$125K	\$110K
28 June, 2016	701, 234 Albion Rd	Condo	2	1	21	\$135K	\$135K
	1705, 236 Albion Rd	Condo	3	2	39	\$137K	\$127K
4 July, 2016	35 Allenby Ave	Detached	2	2	27	\$549K	\$535K
	105, 236 Albion Rd	Condo	3	2	33	\$135K	\$130K
5 July, 2016	407, 236 Albion Rd	Condo	2	1	90	\$90K	\$90K
6 July, 2016	31, 83 Irwin Rd	Townhouse	2	1	16	\$260K	\$260K
13 July, 2016	815, 22 Tandridge Cres	Townhouse	3	3	7	\$295K	\$293K
	#1206, 234 Albion Rd	Condo	2	1	13	\$125K	\$120K
14 July, 2016	904, 234 Albion Rd	Condo	3	2	57	\$103K	\$90K
	907, 236 Albion Rd	Condo	2	1	72	\$110K	\$100K
15 July, 2016	35 Ringway Cres	Detached	4	2	34	\$715K	\$700K
18 July, 2016	21 Huntsmoor Rd	Detached	3	2	13	\$600K	\$650K
20 July, 2016	54 Allenby Ave	Detached	3	2	1	\$460K	\$481K

## Data

Month, Day, Year of Sold Date	Address1	Property Type	Bedrooms	Washrooms	Days on the Market	List Price	Sold Price
31 July, 2016	#809, 236 Albion Rd	Condo	2	1	12	\$109K	\$105K
2 August, 2016	32, 83 Irwin Rd	Townhouse	3	2	20	\$350K	\$350K
9 August, 2016	Ph9, 234 Albion Rd	Condo	2	1	26	\$115K	\$115K
12 August, 2016	1502, 236 Albion Rd	Condo	2	1	9	\$125K	\$122K
15 August, 2016	912, 236 Albion Rd	Condo	2	1	100	\$110K	\$100K
16 August, 2016	36 Esmond Cres	Detached	3	2	5	\$650K	\$733K
	902, 236 Albion Rd	Condo	2	1	50	\$115K	\$110K
17 August, 2016	397 Albion Rd	Detached	3	1	2	\$599K	\$575K
18 August, 2016	122 Allenby Ave	Detached	3	2	6	\$500K	\$570K
	823, 28 Tandridge Cres	Townhouse	3	1	7	\$260K	\$259K
24 August, 2016	#829, 28 Tandridge Cres	Townhouse	3	1	16	\$219K	\$219K
30 August, 2016	17 Shendale Dr	Detached	4	2	14	\$649K	\$640K
	2110, 236 Albion Rd	Condo	3	2	55	\$160K	\$153K
3 September, 2016	1105, 238 Albion Rd	Condo	3	2	2	\$150K	\$150K
8 September, 2016	1904, 236 Albion Rd	Condo	3	2	66	\$145K	\$138K
19 September, 2016	92 Norfield Cres	Detached	4	3	5	\$719K	\$735K
20 September, 2016	1207, 236 Albion Rd	Condo	2	1	36	\$115K	\$110K
24 September, 2016	#1108, 234 Albion Rd	Condo	3	2	17	\$150K	\$147K
27 September, 2016	14 Hadrian Dr	Detached	3	2	2	\$695K	\$755K
29 September, 2016	44 Grierson Rd	Detached	3	2	66	\$500K	\$526K
30 September, 2016	611, 238 Albion Rd	Condo	3	2	4	\$170K	\$172K
7 October, 2016	903, 236 Albion Rd	Condo	3	2	21	\$129K	\$129K
10 October, 2016	608, 236 Albion Rd	Condo	3	2	48	\$140K	\$138K
12 October, 2016	1402, 234 Albion Rd	Condo	2	1	35	\$119K	\$115K
14 October, 2016	812, 22 Tandridge Cres	Townhouse	3	2	14	\$260K	\$260K
17 October, 2016	410, 238 Albion Rd	Condo	3	2	5	\$159K	\$155K
20 October, 2016	2208, 236 Albion Rd	Condo	3	2	22	\$137K	\$136K
27 October, 2016	40 Shendale Dr	Detached	4	2	9	\$650K	\$705K



## Data

Month, Day, Year of Sold Date	Address1	Property Type	Bedrooms	Washrooms	Days on the Market	List Price	Sold Price
28 October, 2016	885, 36 Tandridge Cres	Condo	3	2	40	\$259K	\$252K
1 November, 2016	1504, 234 Albion Rd	Condo	3	2	4	\$139K	\$130K
3 November, 2016	31 Irwin Rd	Detached	4	3	7	\$700K	\$760K
4 November, 2016	415 Albion Rd	Detached	3	2	18	\$649K	\$640K
9 November, 2016	16 Hatfield Cres	Detached	2	2	13	\$559K	\$552K
	67 Golfdown Dr	Detached	4	1	8	\$600K	\$761K
	911, 238 Albion Rd	Condo	3	2	42	\$170K	\$170K
10 November, 2016	33 Hadrian Dr	Detached	3	3	14	\$575K	\$564K
11 November, 2016	12 Beattie Ave	Detached	3	3	10	\$675K	\$685K
14 November, 2016	903, 236 Albion Rd	Condo	3	2	5	\$160K	\$156K
15 November, 2016	1505, 234 Albion Rd	Condo	3	2	14	\$165K	\$150K
17 November, 2016	312, 234 Albion Rd	Condo	2	1	23	\$137K	\$137K
18 November, 2016	1112, 236 Albion Rd	Condo	2	1	1	\$125K	\$123K
22 November, 2016	607, 236 Albion Rd	Condo	2	1	18	\$119K	\$100K
24 November, 2016	873, 38 Tandridge Cres	Townhouse	3	2	16	\$275K	\$279K
29 November, 2016	4 Hadrian Dr	Detached	3	2	4	\$699K	\$700K
2 December, 2016	2439 Islington Ave	Detached	3	3	51	\$740K	\$705K
19 December, 2016	34, 85 Irwin Rd	Townhouse	3	2	35	\$350K	\$342K
4 January, 2017	813, 22 Tandridge Cres	Townhouse	3	2	16	\$320K	\$321K
6 January, 2017	1710, 234 Albion Rd	Condo	3	2	23	\$155K	\$148K
13 January, 2017	812, 234 Albion Rd	Condo	2	1	6	\$145K	\$142K
14 January, 2017	3 Byng Ave	Detached	3	4	5	\$630K	\$545K
16 January, 2017	1402, 236 Albion Rd	Condo	2	1	18	\$159K	\$145K
17 January, 2017	55 Alhart Dr	Detached	3	2	7	\$800K	\$780K
19 January, 2017	206, 234 Albion Rd	Condo	2	1	10	\$138K	\$134K
26 January, 2017	885, 36 Tandridge Cres	Townhouse	3	2	9	\$299K	\$350K
27 January, 2017	2448 Islington Ave	Detached	3	3	18	\$680K	\$680K
28 January, 2017	1803, 234 Albion Rd	Condo	3	2	13	\$168K	\$180K

## Data

Month, Day, Year of Sold Date	Address1	Property Type	Bedrooms	Washrooms	Days on the Market	List Price	Sold Price
2 February, 2017	7 Hatfield Cres	Detached	2	2	2	\$580K	\$600K
8 February, 2017	50 Allenby Ave	Detached	3	1	6	\$549K	\$675K
9 February, 2017	1510, 234 Albion Rd	Condo	3	2	9	\$175K	\$205K
15 February, 2017	1112, 234 Albion Rd	Condo	2	1	21	\$140K	\$130K
17 February, 2017	37 Allenby Ave	Detached	3	2	7	\$599K	\$628K
	1901, 234 Albion Rd	Condo	2	1	12	\$150K	\$150K
22 February, 2017	28 Brigham Crt	Semi-Detached	3	3	8	\$600K	\$590K
23 February, 2017	#1206, 234 Albion Rd	Condo	2	1	27	\$150K	\$143K
24 February, 2017	Ph10, 234 Albion Rd	Condo	3	2	16	\$195K	\$201K
25 February, 2017	209, 234 Albion Rd	Condo	2	1	33	\$145K	\$142K
26 February, 2017	309, 234 Albion Rd	Condo	2	1	5	\$150K	\$142K
4 March, 2017	122 Hadrian Dr	Detached	3	2	2	\$780K	\$950K
8 March, 2017	109, 238 Albion Rd	Condo	1	1	138	\$120K	\$108K
	207, 238 Albion Rd	Condo	2	1	35	\$154K	\$152K
14 March, 2017	12 Esmond Cres	Detached	2	2	6	\$599K	\$662K
15 March, 2017	20 Byng Ave	Detached	5	4	60	\$999K	\$965K
20 March, 2017	67 Norfield Cres	Detached	3	2	9	\$725K	\$875K
23 March, 2017	32 Allenby Ave	Detached	3	2	6	\$570K	\$681K
24 March, 2017	28 Densmore Ave	Detached	3	2	2	\$500K	\$700K
30 March, 2017	14 Byng Ave E	Detached	3	1	0	\$625K	\$625K
31 March, 2017	1912, 234 Albion Rd	Condo	2	1	22	\$150K	\$150K
1 April, 2017	906, 236 Albion Rd	Condo	2	1	5	\$140K	\$170K
3 April, 2017	2002, 234 Albion Rd	Condo	2	1	16	\$150K	\$160K
4 April, 2017	29 Grierson Rd	Detached	3	1	4	\$578K	\$600K
7 April, 2017	22 Clearbrooke Circ	Detached	2	2	14	\$700K	\$710K
	2001, 236 Albion Rd	Condo	2	1	0	\$160K	\$170K
8 April, 2017	3 Huntsmoor Rd	Detached	3	2	2	\$600K	\$760K
11 April, 2017	872, 38 Tandridge Cres	Townhouse	3	2	8	\$300K	\$400K

## Data

Month, Day, Year of Sold Date	Address1	Property Type	Bedrooms	Washrooms	Days on the Market	List Price	Sold Price
12 April, 2017	886, 34 Tandridge Cres	Townhouse	3	2	11	\$359K	\$400K
	2102, 236 Albion Rd	Condo	2	1	0	\$180K	\$178K
13 April, 2017	2108, 236 Albion Rd	Condo	3	2	7	\$229K	\$305K
	Ph10, 238 Albion Rd	Condo	3	2	2	\$299K	\$300K
14 April, 2017	Ph 6, 236 Albion Rd	Condo	2	1	10	\$160K	\$153K
18 April, 2017	35 Chilcot Ave	Detached	2	2	11	\$600K	\$700K
19 April, 2017	50 Golfdown Dr	Detached	3	2	8	\$600K	\$770K
	804, 234 Albion Rd	Condo	3	2	7	\$199K	\$240K
21 April, 2017	402, 236 Albion Rd	Condo	2	1	1	\$180K	\$250K
24 April, 2017	608, 238 Albion Rd	Condo	3	2	2	\$260K	\$278K
25 April, 2017	1 Burchell Rd	Detached	3	2	12	\$660K	\$700K
26 April, 2017	18 Bemberg Crt	Semi-Detached	3	2	8	\$600K	\$735K
29 April, 2017	1710, 234 Albion Rd	Condo	3	2	3	\$260K	\$290K
30 April, 2017	2004, 236 Albion Rd	Condo	3	2	9	\$300K	\$305K
1 May, 2017	1708, 236 Albion Rd	Condo	3	2	5	\$219K	\$300K
3 May, 2017	44 Grierson Rd	Detached	3	3	6	\$499K	\$750K
4 May, 2017	1810, 236 Albion Rd	Condo	3	2	8	\$280K	\$279K
8 May, 2017	1010, 234 Albion Rd	Condo	3	2	10	\$199K	\$225K
9 May, 2017	3 Irwin Rd	Semi-Detached	4	2	8	\$660K	\$630K
	8 Pipestone Pl	Detached	3	2	7	\$729K	\$850K
12 May, 2017	8 Hatfield Cres	Detached	3	1	4	\$500K	\$627K
13 May, 2017	1110, 238 Albion Rd	Condo	3	2	5	\$295K	\$302K
15 May, 2017	7, 87 Irwin Rd	Townhouse	3	3	7	\$389K	\$420K
17 May, 2017	9 Huntsmoor Rd	Detached	3	2	15	\$725K	\$725K
18 May, 2017	2447 Islington Ave	Detached	2	1	4	\$550K	\$570K
23 May, 2017	35 Boniface Ave	Detached	2	2	6	\$599K	\$714K
25 May, 2017	707, 236 Albion Rd	Condo	2	1	9	\$180K	\$177K
26 May, 2017	Ph1, 238 Albion Rd	Condo	2	1	12	\$265K	\$263K

## Data

Month, Day, Year of Sold Date	Address1	Property Type	Bedrooms	Washrooms	Days on the Market	List Price	Sold Price
28 May, 2017	420 Albion Rd	Detached	2	1	3	\$568K	\$600K
30 May, 2017	Ph03, 234 Albion Rd	Condo	3	2	13	\$350K	\$340K
31 May, 2017	821, 28 Tandridge Cres W	Townhouse	3	2	15	\$360K	\$365K
9 June, 2017	910, 234 Albion Rd	Condo	3	2	22	\$269K	\$250K
13 June, 2017	29 Chalfont Rd	Detached	2	1	40	\$640K	\$630K
14 June, 2017	1408, 236 Albion Rd	Condo	3	2	30	\$280K	\$280K
15 June, 2017	33 Ringway Cres	Detached	3	2	40	\$720K	\$700K
23 June, 2017	56 Allenby Ave	Detached	2	1	16	\$580K	\$568K
28 June, 2017	30 Densmore Ave	Detached	3	2	13	\$750K	\$770K
29 June, 2017	870, 38 Tandridge Cres	Townhouse	3	2	55	\$400K	\$400K
5 July, 2017	877, 38 Tandridge Cres	Townhouse	3	2	13	\$300K	\$342K
24 July, 2017	13, 81 Irwin Rd	Townhouse	3	3	5	\$420K	\$425K
25 July, 2017	124 Hadrian Dr	Detached	3	5	32	\$1,088K	\$983K
30 July, 2017	301, 236 Albion Rd	Condo	2	1	41	\$200K	\$194K
1 August, 2017	37 Allenby Ave	Detached	3	2	47	\$569K	\$555K
2 August, 2017	32, 83 Irwin Rd	Townhouse	3	2	49	\$400K	\$415K
3 August, 2017	7 Chalfont Rd	Detached	2	1	14	\$569K	\$550K
5 August, 2017	2106, 234 Albion Rd	Condo	2	1	39	\$216K	\$200K
9 August, 2017	1907, 234 Albion Rd	Condo	2	1	65	\$259K	\$252K
10 August, 2017	403, 236 Albion Rd	Condo	3	2	14	\$150K	\$185K
11 August, 2017	1801, 236 Albion Rd	Condo	2	1	65	\$220K	\$200K
13 August, 2017	1011, 238 Albion Rd	Condo	3	2	7	\$290K	\$277K
14 August, 2017	70 Golfdown Dr	Detached	4	3	50	\$749K	\$735K
18 August, 2017	1206, 236 Albion Rd	Condo	2	1	2	\$195K	\$189K
22 August, 2017	38 Boniface Ave	Detached	3	1	61	\$610K	\$600K
23 August, 2017	50 Golfdown Dr	Detached	3	2	5	\$600K	\$642K
1 September, 2017	91 Allenby Ave	Detached	2	2	42	\$568K	\$553K
16 September, 2017	14 Caulfield Rd	Detached	3	4	2	\$629K	\$665K

## Data

Month, Day, Year of Sold Date	Address1	Property Type	Bedrooms	Washrooms	Days on the Market	List Price	Sold Price
6 October, 2017	56 Grierson Rd	Detached	2	2	2	\$585K	\$590K
11 October, 2017	238 Albion Rd	Condo	3	2	68	\$350K	\$330K
12 October, 2017	889, 34 Tandridge Cres	Townhouse	3	2	22	\$379K	\$377K
13 October, 2017	1510, 234 Albion Rd	Condo	3	2	23	\$235K	\$210K
21 October, 2017	101, 236 Albion Rd	Condo	2	1	60	\$200K	\$190K
23 October, 2017	838, 26 Tandridge Cres	Townhouse	3	2	17	\$369K	\$365K
25 October, 2017	1605, 236 Albion Rd	Condo	3	2	120	\$250K	\$243K
26 October, 2017	12 Pylon Pl	Detached	3	2	7	\$725K	\$773K
30 October, 2017	43 Allenby Ave	Detached	2	2	13	\$600K	\$590K
5 November, 2017	5 Burrard Rd	Detached	2	2	30	\$625K	\$590K
8 November, 2017	310, 234 Albion Rd	Condo	3	2	30	\$256K	\$235K
9 November, 2017	302, 234 Albion Rd	Condo	2	1	21	\$170K	\$169K
15 November, 2017	828, 28 Tandridge Cres	Townhouse	4	2	93	\$375K	\$361K
	904, 234 Albion Rd	Condo	3	2	43	\$294K	\$279K
20 November, 2017	601, 238 Albion Rd	Condo	2	1	5	\$188K	\$200K
24 November, 2017	14 Densmore Ave	Detached	2	2	65	\$729K	\$725K
27 November, 2017	10 Pipestone Pl	Detached	4	3	21	\$800K	\$768K
	Ph12, 234 Albion Rd	Condo	2	1	26	\$195K	\$200K
3 December, 2017	#901, 234 Albion Rd	Condo	2	1	10	\$199K	\$189K
4 December, 2017	20 Boniface Ave	Detached	3	1	7	\$559K	\$508K
5 December, 2017	1510, 238 Albion Rd	Condo	3	2	21	\$340K	\$331K
8 December, 2017	20 Densmore Ave	Detached	3	2	23	\$729K	\$710K
9 December, 2017	2012, 236 Albion Rd	Condo	2	1	3	\$193K	\$183K
13 December, 2017	1003, 236 Albion Rd	Condo	3	2	71	\$280K	\$265K
15 December, 2017	34 Huntsmoor Rd	Detached	2	2	38	\$600K	\$592K
18 December, 2017	1802, 234 Albion Rd	Condo	2	1	11	\$240K	\$226K
22 December, 2017	21 Hackmore Ave	Detached	3	2	13	\$760K	\$735K
2 January, 2018	1001, 236 Albion Rd	Condo	2	1	82	\$230K	\$213K

## Data

Month, Day, Year of Sold Date	Address1	Property Type	Bedrooms	Washrooms	Days on the Market	List Price	Sold Price
3 January, 2018	102, 236 Albion Rd	Condo	2	1	14	\$195K	\$190K
5 January, 2018	29 Huntsmoor Rd	Detached	4	4	77	\$979K	\$940K
10 January, 2018	1102, 234 Albion Rd	Condo	2	1	58	\$189K	\$182K
11 January, 2018	33 Hadrian Dr	Detached	2	3	22	\$729K	\$725K
12 January, 2018	312, 236 Albion Rd	Condo	2	1	1	\$200K	\$198K
16 January, 2018	18 Chilcot Ave	Detached	2	1	34	\$620K	\$588K
17 January, 2018	403, 236 Albion Rd	Condo	3	2	15	\$278K	\$275K
22 January, 2018	302, 234 Albion Rd	Condo	2	1	12	\$260K	\$259K
23 January, 2018	2009, 234 Albion Rd	Condo	2	1	4	\$189K	\$180K
25 January, 2018	1506, 236 Albion Rd	Condo	2	1	8	\$248K	\$242K
13 February, 2018	5 Turpin Ave	Detached	3	3	4	\$700K	\$775K
22 February, 2018	1005, 238 Albion Rd	Condo	3	2	14	\$325K	\$320K
23 February, 2018	912, 236 Albion Rd	Condo	2	1	16	\$220K	\$197K
25 February, 2018	34 Grierson Rd	Detached	2	2	19	\$628K	\$610K
26 February, 2018	25 Ringway Cres	Detached	4	2	19	\$800K	\$760K
5 March, 2018	1904, 234 Albion Rd	Condo	3	2	3	\$230K	\$230K
6 March, 2018	43 Hatfield Cres	Detached	3	2	28	\$750K	\$735K
13 March, 2018	1512, 238 Albion Rd	Condo	2	1	5	\$250K	\$253K
14 March, 2018	114 Tandridge Cres	Detached	3	2	221	\$900K	\$850K
21 March, 2018	1101, 234 Albion Rd	Condo	2	1	8	\$169K	\$186K