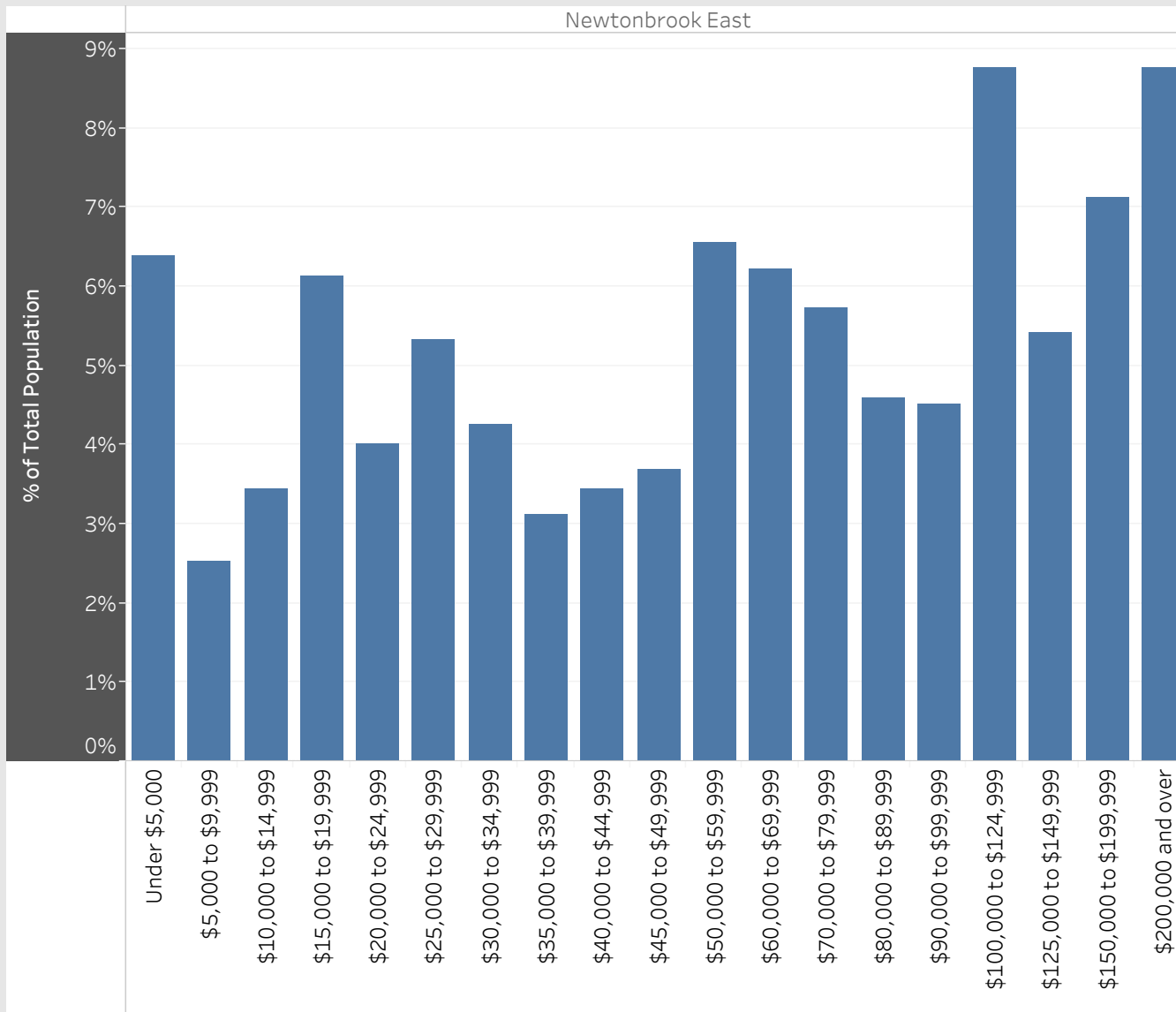


Newtonbrook East
Neighbourhood Breakdown
July 1st, 2015 - March 31st, 2018

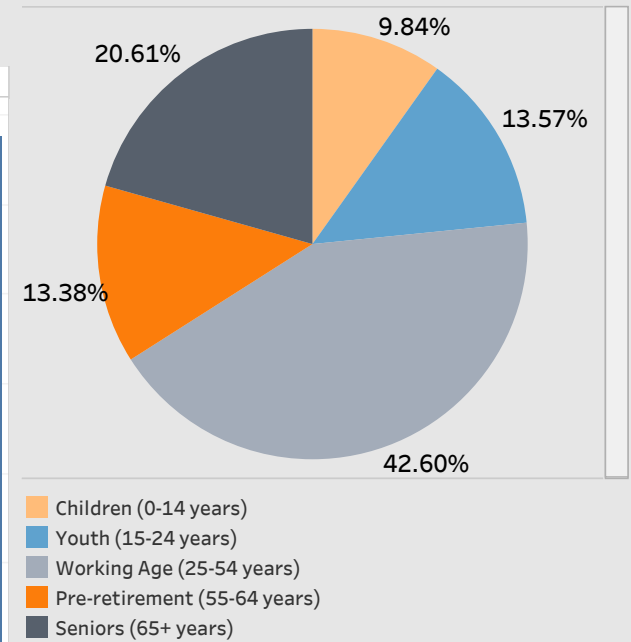


2016 StatsCan Data

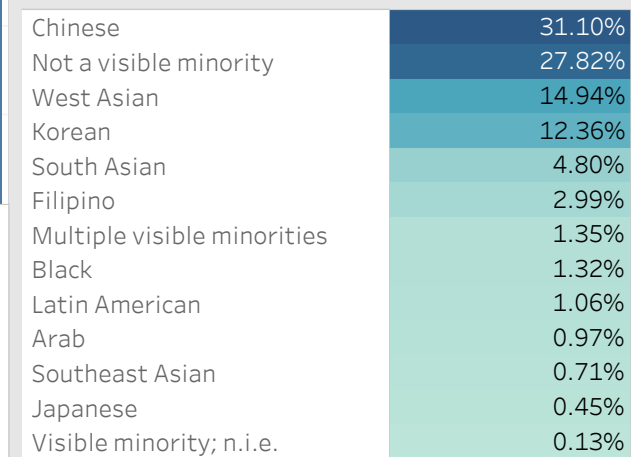
Household Income in Newtonbrook East



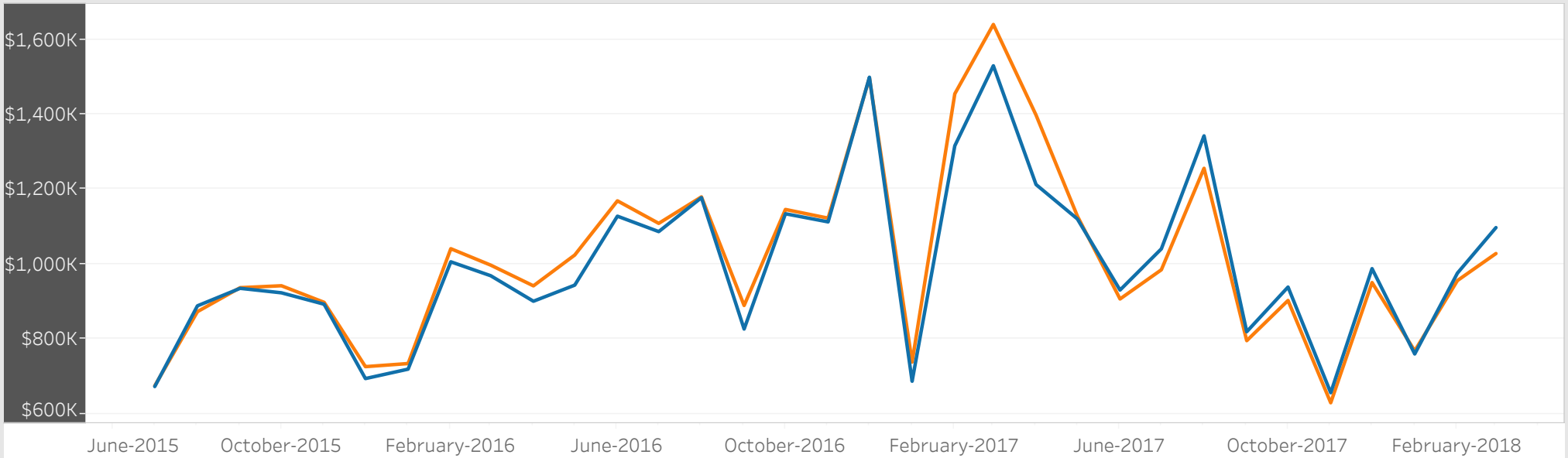
Age



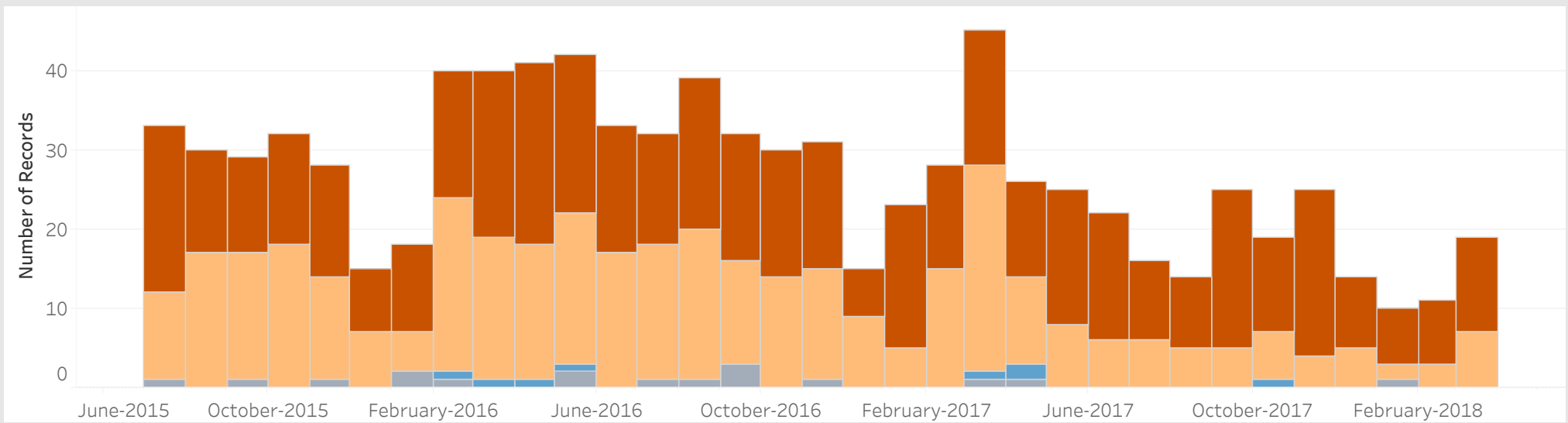
Visible Minorities



Average Sold Price vs. Average Ask Price in Newtonbrook East



Properties Sold in Newtonbrook East by Month



Data

Month, Day, Year of Sold Date	Address1	Property Type	Bedrooms	Washrooms	Days on the Market	List Price	Sold Price
2 July, 2015	52 Northwood Dr, Toronto	Detached	4	2	3	\$1,319K	\$1,284K
	408, 3 Pemberton Ave, Toronto	Condo	1	1	37	\$329K	\$319K
	1908, 5793 Yonge St, Toronto	Condo	2	2	25	\$415K	\$401K
3 July, 2015	5 Donna Crt, Toronto	Detached	3	2	1	\$1,299K	\$1,412K
4 July, 2015	54 Tobruk Cres, Toronto	Detached	4	3	18	\$1,389K	\$1,360K
6 July, 2015	1717, 7 Bishop Ave, Toronto	Condo	1	1	3	\$296K	\$307K
7 July, 2015	34 Risebrough Ave, Toronto	Detached	4	7	11	\$2,438K	\$2,350K
	718, 7 Bishop Ave, Toronto	Condo	1	2	33	\$380K	\$371K
8 July, 2015	908, 28 Pemberton Ave, Toronto	Condo	2	2	9	\$388K	\$384K
9 July, 2015	1606, 5949 Yonge St, Toronto	Other	2	1	70	\$215K	\$211K
10 July, 2015	46 Arran Cres, Toronto	Detached	4	4	4	\$1,349K	\$1,380K
12 July, 2015	212, 5795 Yonge St, Toronto	Condo	2	2	4	\$265K	\$280K
	Lph02, 39 Pemberton Ave, Toronto	Condo	2	2	45	\$300K	\$270K
13 July, 2015	1106, 8 Pemberton Ave, Toronto	Condo	2	2	19	\$372K	\$360K
14 July, 2015	393 Cummer Ave, Toronto	Detached	3	2	7	\$999K	\$1,290K
	1009, 8 Pemberton Ave, Toronto	Condo	2	1	21	\$270K	\$260K
	1206, 8 Pemberton Ave, Toronto	Condo	2	2	24	\$379K	\$369K
	2301, 5793 Yonge St, Toronto	Condo	2	1	64	\$400K	\$390K
15 July, 2015	2009, 5793 Yonge St, Toronto	Condo	2	2	29	\$459K	\$442K
16 July, 2015	260 Cummer Ave, Toronto	Detached	5	5	8	\$1,590K	\$1,560K
17 July, 2015	202 Northwood Dr, Toronto	Detached	4	3	15	\$1,450K	\$1,455K
19 July, 2015	3100, 33 Sheppard Ave, Toronto	Condo	1	1	109	\$339K	\$330K
20 July, 2015	10 Northwood Dr, Toronto	Detached	3	2	14	\$1,120K	\$1,093K
23 July, 2015	1203, 7 Bishop Ave, Toronto	Condo	1	1	17	\$304K	\$296K
	5795 Yonge St, Toronto	Condo	2	2	1	\$260K	\$260K
26 July, 2015	915, 7 Bishop Ave, Toronto	Condo	1	1	19	\$248K	\$260K
27 July, 2015	96 Madawaska Ave, Toronto	Detached	4	3	17	\$949K	\$960K
	403, 5795 Yonge St, Toronto	Condo	2	2	21	\$340K	\$325K

Data

Month, Day, Year of Sold Date	Address1	Property Type	Bedrooms	Washrooms	Days on the Market	List Price	Sold Price
27 July, 2015	503, 5785 Yonge St, Toronto	Condo	2	2	76	\$349K	\$330K
	1408, 3 Pemberton Ave, Toronto	Condo	1	1	7	\$339K	\$325K
28 July, 2015	7 Deering Cres, Toronto	Detached	3	3	9	\$975K	\$975K
29 July, 2015	1618, 7 Bishop Ave, Toronto	Condo	1	2	43	\$399K	\$388K
30 July, 2015	1002, 18 Pemberton Ave, Toronto	Condo	1	1	37	\$269K	\$258K
1 August, 2015	82 Risebrough Ave, Toronto	Detached	3	3	10	\$1,388K	\$1,350K
4 August, 2015	2303, 3 Pemberton Ave, Toronto	Condo	1	2	19	\$399K	\$392K
5 August, 2015	435 Cummer Ave, Toronto	Detached	3	3	9	\$999K	\$1,045K
6 August, 2015	43 Wedgewood Dr, Toronto	Detached	3	3	7	\$1,250K	\$1,200K
	511, 39 Pemberton Ave, Toronto	Condo	2	2	50	\$365K	\$340K
8 August, 2015	122 Maxome Ave, Toronto	Detached	4	2	2	\$1,088K	\$1,060K
11 August, 2015	1003, 8 Pemberton Ave, Toronto	Condo	2	2	50	\$370K	\$361K
12 August, 2015	1509, 3 Pemberton Ave, Toronto	Condo	1	1	16	\$298K	\$295K
13 August, 2015	8 Cadmus Rd, Toronto	Detached	3	2	2	\$1,099K	\$1,310K
	44 Nipigon Ave, Toronto	Detached	3	2	30	\$948K	\$924K
	1209, 5791 Yonge St, Toronto	Condo	2	2	42	\$409K	\$396K
14 August, 2015	20 Winlock Park, Toronto	Detached	5	6	11	\$2,150K	\$2,119K
18 August, 2015	139 Steeles Ave, Toronto	Detached	4	5	20	\$1,188K	\$1,143K
19 August, 2015	26 Robinter Dr, Toronto	Detached	4	4	15	\$1,600K	\$1,555K
	317, 5795 Yonge St, Toronto	Condo	2	2	36	\$340K	\$328K
	806, 18 Pemberton Ave, Toronto	Condo	1	2	87	\$363K	\$354K
	1100, 8 Pemberton Ave, Toronto	Condo	2	2	38	\$359K	\$355K
20 August, 2015	18 Donna Crt, Toronto	Detached	4	3	3	\$1,298K	\$1,260K
	42 Abitibi Ave, Toronto	Detached	3	2	32	\$1,089K	\$950K
	46 Robinter Dr, Toronto	Detached	4	4	1	\$1,350K	\$1,320K
	1711, 100 Harrison Garden Blvd, Toronto	Condo	2	3	25	\$700K	\$690K
21 August, 2015	47 Robinter Dr, Toronto	Detached	5	5	24	\$1,399K	\$1,380K
23 August, 2015	181 Bishop Ave, Toronto	Detached	3	4	11	\$1,188K	\$1,173K

Data

Month, Day, Year of Sold Date	Address1	Property Type	Bedrooms	Washrooms	Days on the Market	List Price	Sold Price
24 August, 2015	905, 18 Pemberton Ave, Toronto	Condo	1	2	95	\$399K	\$391K
25 August, 2015	25 Creekside Rd, Toronto	Detached	4	4	56	\$1,710K	\$1,635K
26 August, 2015	143 Steeles Ave, Toronto	Detached	5	4	2	\$998K	\$999K
27 August, 2015	Lph5, 8 Pemberton Ave, Toronto	Condo	2	2	16	\$392K	\$389K
30 August, 2015	408, 19 Avondale Ave, Toronto	Condo		1	13	\$220K	\$214K
	1606, 7 Bishop Ave, Toronto	Condo	1	1	26	\$289K	\$278K
31 August, 2015	149 Bishop Ave, Toronto	Detached	3	2	5	\$998K	\$970K
2 September, 2015	103 Nipigon Ave, Toronto	Detached	3	3	30	\$1,399K	\$1,392K
	608, 5793 Yonge St, Toronto	Condo	2	2	40	\$390K	\$384K
	1507, 1 Pemberton Ave, Toronto	Condo	1	2	67	\$420K	\$408K
3 September, 2015	136 Newton Dr, Toronto	Detached	3	2	63	\$1,205K	\$1,150K
7 September, 2015	302 Cummer Ave, Toronto	Detached	3	3	39	\$1,089K	\$1,048K
8 September, 2015	181 Wedgewood Dr, Toronto	Detached	3	4	1	\$1,379K	\$1,360K
	1510, 7 Bishop Ave, Toronto	Condo	1	2	6	\$369K	\$360K
10 September, 2015	24 Otonabee Ave, Toronto	Detached	3	2	3	\$900K	\$1,030K
	406, 5949 Yonge St, Toronto	Other	2	1	78	\$178K	\$166K
12 September, 2015	136 Maxome Ave, Toronto	Detached	4	3	5	\$1,088K	\$1,275K
13 September, 2015	82 Otonabee Ave, Toronto	Detached	3	2	6	\$949K	\$935K
14 September, 2015	95 Risebrough Ave, Toronto	Detached	4	2	27	\$1,295K	\$1,150K
17 September, 2015	910, 5765 Yonge St, Toronto	Condo	2	2	21	\$358K	\$342K
19 September, 2015	39 Doverwood Crt, Toronto	Detached	4	4	4	\$1,540K	\$1,570K
	802, 3 Pemberton Ave, Toronto	Condo	1	2	60	\$405K	\$400K
22 September, 2015	16 Lloydminster Cres, Toronto	Detached	3	1	9	\$1,200K	\$1,358K
	410, 28 Pemberton Ave, Toronto	Condo	2	1	50	\$260K	\$255K
23 September, 2015	28 Gustav Cres, Toronto	Detached	5	6	2	\$2,395K	\$2,320K
	905, 8 Pemberton Ave, Toronto	Condo	2	2	23	\$363K	\$359K
	1065 Willowdale Ave, Toronto	Detached	4	4	29	\$1,389K	\$1,330K
24 September, 2015	605, 7 Bishop Ave, Toronto	Condo	1	2	16	\$383K	\$383K

Data

Month, Day, Year of Sold Date	Address1	Property Type	Bedrooms	Washrooms	Days on the Market	List Price	Sold Price
24 September, 2015	Ph10, 28 Pemberton Ave, Toronto	Condo	2	1	33	\$280K	\$275K
25 September, 2015	201, 5765 Yonge St, Toronto	Condo	2	1	67	\$249K	\$244K
27 September, 2015	74 Bowerbank Dr, Toronto	Detached	4	3	3	\$999K	\$1,100K
28 September, 2015	23 Caswell Dr, Toronto	Detached	4	7	18	\$2,688K	\$2,660K
	36 Athabaska Ave, Toronto	Detached	4	6	5	\$2,188K	\$2,150K
30 September, 2015	304 Cummer Ave, Toronto	Detached	3	3	23	\$999K	\$1,026K
	1108, 1 Pemberton Ave, Toronto	Condo	1	2	1	\$416K	\$405K
	Ph401, 5785 Yonge St, Toronto	Condo	2	2	13	\$338K	\$326K
1 October, 2015	1001, 3 Pemberton Ave, Toronto	Condo	1	1	20	\$289K	\$289K
4 October, 2015	118 Northwood Dr, Toronto	Detached	3	2	11	\$1,400K	\$1,360K
6 October, 2015	15 Maxome Ave, Toronto	Detached	2	1	2	\$999K	\$1,038K
	22 Robinter Dr, Toronto	Detached	4	4	6	\$1,338K	\$1,390K
7 October, 2015	15 Laredo Crt, Toronto	Detached	5	5	2	\$1,500K	\$1,400K
8 October, 2015	21 Glenelia Ave, Toronto	Detached	5	7	25	\$2,598K	\$2,470K
9 October, 2015	32 Athabaska Ave, Toronto	Detached	3	1	1	\$1,000K	\$1,038K
10 October, 2015	6 Cushendale Dr, Toronto	Detached	3	2	17	\$975K	\$965K
11 October, 2015	81 Bowerbank Dr, Toronto	Detached	3	2	13	\$999K	\$989K
12 October, 2015	18 Doverwood Crt, Toronto	Detached	4	4	8	\$1,199K	\$1,340K
	33 Urbandale Ave, Toronto	Detached	3	2	11	\$1,150K	\$1,560K
13 October, 2015	305, 8 Pemberton Ave, Toronto	Condo	2	2	36	\$365K	\$358K
	1602, 1 Pemberton Ave, Toronto	Condo	1	1	46	\$329K	\$325K
14 October, 2015	63 Cummer Ave, Toronto	Detached	3	2	8	\$1,080K	\$1,060K
15 October, 2015	456 Ruth Ave, Toronto	Detached	6	5	9	\$1,600K	\$1,585K
	701, 5785 Yonge St, Toronto	Condo	2	2	15	\$335K	\$316K
	1714, 7 Bishop Ave, Toronto	Condo	1	2	11	\$385K	\$377K
17 October, 2015	808, 5785 Yonge St, Toronto	Condo	2	2	33	\$299K	\$290K
18 October, 2015	266 Otonabee Ave, Toronto	Detached	3	3	47	\$1,350K	\$1,296K
	515, 7 Bishop Ave, Toronto	Condo	1	1	45	\$275K	\$269K

Data

Month, Day, Year of Sold Date	Address1	Property Type	Bedrooms	Washrooms	Days on the Market	List Price	Sold Price
21 October, 2015	405, 5795 Yonge St, Toronto	Condo	2	2	34	\$350K	\$332K
24 October, 2015	68 Madawaska Ave, Toronto	Detached	4	6	40	\$2,199K	\$2,100K
	1215, 7 Bishop Ave, Toronto	Condo	1	1	6	\$290K	\$282K
25 October, 2015	513, 5 Northtown Way, Toronto	Condo	1	2	19	\$440K	\$425K
	2507, 18 Harrison Garden Blvd, Toronto	Condo	1	1	35	\$314K	\$307K
26 October, 2015	48 Lloydminster Cres, Toronto	Detached	3	2	8	\$1,199K	\$1,360K
27 October, 2015	102 Nipigon Ave, Toronto	Detached	5	6	8	\$2,099K	\$2,105K
	367 Cumber Ave, Toronto	Detached	3	2	6	\$999K	\$1,100K
28 October, 2015	707, 5793 Yonge St, Toronto	Condo	2	1	14	\$330K	\$325K
29 October, 2015	#114, 5795 Yonge St, Toronto	Condo	2	2	16	\$249K	\$240K
30 October, 2015	69 Risebrough Ave, Toronto	Detached	2	2	3	\$1,250K	\$1,500K
	606, 5795 Yonge St, Toronto	Condo	2	2	47	\$350K	\$345K
2 November, 2015	39 Athabaska Ave, Toronto	Detached	4	6	8	\$2,149K	\$2,143K
3 November, 2015	62 Otonabee Ave, Toronto	Detached	4	5	15	\$1,790K	\$1,760K
	405, 1 Pemberton Ave, Toronto	Condo	1	1	24	\$280K	\$271K
	1707, 5765 Yonge St, Toronto	Condo	2	2	44	\$390K	\$339K
4 November, 2015	201 Wedgewood Dr, Toronto	Detached	4	4	6	\$1,479K	\$1,450K
	926 Willowdale Ave, Toronto	Detached	3	2	6	\$970K	\$948K
	2305, 18 Harrison Garden Blvd, Toronto	Condo	1	1	10	\$300K	\$305K
5 November, 2015	205 Northwood Dr, Toronto	Detached	3	3	10	\$1,488K	\$1,450K
	708, 1 Pemberton Ave, Toronto	Condo	1	2	41	\$419K	\$411K
	1010, 5791 Yonge Row, Toronto	Condo	2	1	32	\$368K	\$365K
9 November, 2015	81 Dumont St, Toronto	Detached	4	4	47	\$1,459K	\$1,380K
	1610, 5765 Yonge St, Toronto	Condo	2	2	26	\$319K	\$312K
10 November, 2015	98 Cumber Ave, Toronto	Detached	5	3	6	\$998K	\$1,312K
	1601, 5791 Yonge St, Toronto	Condo	2	1	132	\$290K	\$289K
15 November, 2015	5 Deering Cres, Toronto	Detached	4	4	10	\$1,098K	\$1,120K
	382/384 Ruth Ave, Toronto	Detached	3	2	40	\$1,938K	\$1,893K

Data

Month, Day, Year of Sold Date	Address1	Property Type	Bedrooms	Washrooms	Days on the Market	List Price	Sold Price
15 November, 2015	2207, 5793 Yonge St, Toronto	Condo	2	1	48	\$349K	\$333K
17 November, 2015	1609, 5793 Yonge St, Toronto	Condo	2	2	20	\$433K	\$427K
18 November, 2015	35 Bowerbank Dr, Toronto	Detached	4	4	15	\$989K	\$970K
	63 Centre Ave, Toronto	Detached	4	6	9	\$1,689K	\$2,163K
	304, 5765 Yonge St, Toronto	Condo	2	2	14	\$350K	\$330K
19 November, 2015	142 Northwood Dr, Toronto	Detached	3	2	6	\$1,300K	\$1,240K
	162A Finch Ave, Toronto	Other	5	4	24	\$1,288K	\$1,210K
23 November, 2015	53 Northwood Dr, Toronto	Detached	3	2	25	\$1,488K	\$1,380K
27 November, 2015	715, 7 Bishop Ave, Toronto	Condo	1	1	8	\$285K	\$275K
29 November, 2015	3611, 18 Spring Garden Ave, Toronto	Condo	1	1	40	\$378K	\$371K
30 November, 2015	805, 5765 Yonge St, Toronto	Condo	2	2	61	\$358K	\$344K
	1105, 5765 Yonge St, Toronto	Condo	2	2	24	\$347K	\$338K
1 December, 2015	107 Cummer Ave, Toronto	Detached	3	3	20	\$859K	\$960K
2 December, 2015	308, 5785 Yonge St, Toronto	Condo	2	2	73	\$299K	\$285K
3 December, 2015	407, 5785 Yonge St, Toronto	Condo	2	2	15	\$316K	\$306K
7 December, 2015	81 Maxome Ave, Toronto	Detached	3	2	7	\$850K	\$916K
	1406, 3 Pemberton Ave, Toronto	Condo	1	1	21	\$275K	\$270K
8 December, 2015	15 Averill Cres, Toronto	Detached	3	2	7	\$998K	\$1,280K
	2109, 5793 Yonge St, Toronto	Condo	2	2	24	\$439K	\$430K
	Ph604, 5765 Yonge St, Toronto	Condo	2	2	27	\$349K	\$338K
9 December, 2015	905, 5785 Yonge St, Toronto	Condo	2	2	23	\$299K	\$282K
	954 Willowdale Ave, Toronto	Detached	4	2	31	\$1,150K	\$1,082K
15 December, 2015	703, 5765 Yonge St, Toronto	Condo	2	2	46	\$365K	\$350K
16 December, 2015	41 Doverwood Crt, Toronto	Detached	4	5	27	\$1,869K	\$1,771K
	2001, 3 Pemberton Ave, Toronto	Condo	1	1	17	\$290K	\$287K
17 December, 2015	177 Bishop Ave, Toronto	Detached	3	3	8	\$1,099K	\$1,188K
22 December, 2015	55 Athabaska Ave, Toronto	Detached	2	2	7	\$950K	\$1,140K
3 January, 2016	1202, 5949 Yonge St, Toronto	Other	2	1	152	\$235K	\$220K

Data

Month, Day, Year of Sold Date	Address1	Property Type	Bedrooms	Washrooms	Days on the Market	List Price	Sold Price
3 January, 2016	2201, 1 Pemberton Ave, Toronto	Condo	1	1	50	\$289K	\$283K
4 January, 2016	52 Risebrough Ave, Toronto	Detached	4	7	67	\$2,450K	\$2,415K
5 January, 2016	29 Pemberton Ave, Toronto	Condo	2	1	12	\$259K	\$250K
9 January, 2016	306, 18 Pemberton Ave, Toronto	Condo	1	2	57	\$360K	\$345K
	415, 7 Bishop Ave, Toronto	Condo	1	1	6	\$298K	\$298K
11 January, 2016	1110, 29 Pemberton Ave, Toronto	Condo	2	2	22	\$380K	\$377K
12 January, 2016	15 Rubicon Crt, Toronto	Detached	4	3	2	\$1,288K	\$1,316K
14 January, 2016	1202, 5949 Yonge St, Toronto	Other	2	1	61	\$236K	\$220K
17 January, 2016	53 Pemberton Ave, Toronto	Detached	5	5	14	\$1,999K	\$2,142K
18 January, 2016	1607, 5791 Yonge St, Toronto	Condo	2	1	7	\$390K	\$385K
19 January, 2016	2107, 5793 Yonge St, Toronto	Condo	2	1	82	\$330K	\$310K
22 January, 2016	7 Averill Cres	Detached	3	2	7	\$1,248K	\$1,367K
	154 Northwood Dr	Detached	3	1	2	\$1,388K	\$1,525K
	Ph107, 5793 Yonge St	Condo	2	2	39	\$586K	\$573K
25 January, 2016	1901, 5793 Yonge St	Condo	2	1	76	\$380K	\$375K
28 January, 2016	1910, 5791 Yonge St	Condo	2	1	142	\$380K	\$375K
29 January, 2016	2707, 23 Hollywood Ave	Condo	2	2	4	\$446K	\$435K
1 February, 2016	18 Aneta Circ	Detached	4	3	5	\$1,288K	\$1,685K
2 February, 2016	1029 Lillian St	Detached	2	2	14	\$1,350K	\$1,300K
	3101, 33 Sheppard Ave E	Condo	1	1	10	\$369K	\$358K
3 February, 2016	11 Paultiel Dr	Detached	3	3	7	\$1,095K	\$1,390K
	1023 Lillian St	Detached	3	2	14	\$1,198K	\$1,468K
4 February, 2016	36 Wedgewood Dr	Detached	5	6	8	\$1,800K	\$2,075K
	86 Abitibi Ave	Detached	3	2	3	\$1,050K	\$1,088K
	1605, 3 Pemberton Ave	Condo	1	1	20	\$290K	\$286K
5 February, 2016	185 Maxome Ave	Detached	3	2	19	\$1,398K	\$1,300K
8 February, 2016	5 Willow Heights Crt	Detached	5	5	10	\$1,899K	\$1,832K
	48 Northwood Dr	Detached	5	7	20	\$2,859K	\$2,700K

Data

Month, Day, Year of Sold Date	Address1	Property Type	Bedrooms	Washrooms	Days on the Market	List Price	Sold Price
8 February, 2016	55 Bowerbank Dr	Detached	3	2	4	\$999K	\$1,010K
	251 Maxome Ave	Detached	3	3	6	\$1,399K	\$1,425K
	912, 39 Pemberton Ave	Condo	1	1	32	\$295K	\$294K
9 February, 2016	29 Lloydminster Cres	Detached	3	2	2	\$1,488K	\$1,540K
	688 Conacher Dr	Detached	5	7	61	\$2,949K	\$2,895K
10 February, 2016	908, 5791 Yonge St	Condo	2	1	42	\$380K	\$373K
11 February, 2016	503, 8 Pemberton Ave	Condo	2	2	2	\$340K	\$340K
	503, 5793 Yonge St	Condo	2	1	9	\$368K	\$365K
12 February, 2016	95 Steeles Ave E	Detached	2	2	8	\$899K	\$855K
	611, 7 Bishop Ave	Condo	2	2	9	\$379K	\$372K
13 February, 2016	204, 5785 Yonge St	Condo	2	2	9	\$349K	\$338K
	806, 7 Bishop Ave	Condo	1	1	12	\$298K	\$298K
14 February, 2016	B56, 108 Finch Ave W	Townhouse	3	2	19	\$455K	\$450K
15 February, 2016	1702, 5765 Yonge St	Condo	2	2	28	\$350K	\$343K
17 February, 2016	10 Northwood Dr	Detached	3	2	7	\$1,198K	\$1,350K
	201, 8 Pemberton Ave	Condo	1	1	30	\$282K	\$272K
18 February, 2016	1054 Lillian St	Detached	5	6	10	\$2,688K	\$2,580K
19 February, 2016	6 Debell Lane	Detached	4	6	5	\$1,600K	\$1,600K
	23 Harnish Cres	Detached	4	5	91	\$1,520K	\$1,500K
	2308, 1 Pemberton Ave	Condo	2	2	27	\$429K	\$420K
24 February, 2016	62 Lloydminster Cres	Detached	3	5	4	\$1,499K	\$1,595K
	707, 7 Bishop Ave	Condo	2	2	21	\$400K	\$389K
	902, 5949 Yonge St	Other	2	1	29	\$220K	\$210K
	1806, 5793 Yonge St	Condo	1	1	58	\$255K	\$252K
25 February, 2016	195 Wedgewood Dr	Detached	4	2	8	\$1,500K	\$1,700K
26 February, 2016	27 Tobruk Cres	Detached	3	3	4	\$1,399K	\$1,550K
27 February, 2016	18 Abitibi Ave	Detached	3	2	11	\$999K	\$1,160K
	310, 5795 Yonge St	Condo	2	2	44	\$319K	\$306K

Data

Month, Day, Year of Sold Date	Address1	Property Type	Bedrooms	Washrooms	Days on the Market	List Price	Sold Price
27 February, 2016	803, 29 Pemberton Ave	Condo	2	2	38	\$377K	\$365K
1 March, 2016	83 Bowerbank Dr	Detached	3	2	5	\$999K	\$1,110K
2 March, 2016	1041 Lillian St	Detached	4	2	6	\$1,198K	\$1,430K
3 March, 2016	506, 18 Pemberton Ave	Condo	2	2	35	\$350K	\$347K
4 March, 2016	121 Steeles Ave E	Detached	3	3	11	\$1,189K	\$1,100K
	408, 5795 Yonge St	Condo	2	2	8	\$328K	\$325K
	1109, 5795 Yonge St	Condo	2	2	114	\$355K	\$346K
6 March, 2016	808, 5793 Yonge St	Condo	2	2	18	\$416K	\$416K
7 March, 2016	48 Madawaska Ave	Detached	3	2	11	\$898K	\$1,135K
	95 Bishop Ave	Detached	4	4	9	\$1,180K	\$1,120K
	405, 7 Bishop Ave	Condo	2	2	2	\$399K	\$392K
8 March, 2016	123 Wedgewood Dr	Detached	4	5	7	\$1,688K	\$2,054K
	199 Newton Dr	Detached	3	3	0	\$1,598K	\$1,550K
	2101, 7 Bishop Ave	Condo	2	2	89	\$379K	\$377K
11 March, 2016	14 Aneta Circ	Detached	4	7	1	\$3,088K	\$3,019K
12 March, 2016	111, 5795 Yonge St	Condo	1	2	18	\$249K	\$245K
	238-258 Finch Ave E	Townhouse	3	4	70	\$1,199K	\$1,204K
	496 Ruth Ave	Detached	5	6	30	\$2,850K	\$2,750K
13 March, 2016	1701, 7 Bishop Ave	Condo	2	2	32	\$387K	\$373K
14 March, 2016	87 Steeles Ave E	Detached	3	4	26	\$1,120K	\$1,072K
	1502, 5793 Yonge St	Condo	2	2	57	\$419K	\$414K
15 March, 2016	24 Donna Crt	Detached	3	4	6	\$1,288K	\$1,720K
	1606, 1 Pemberton Ave	Condo	1	1	6	\$300K	\$290K
	Ph207, 5791 Yonge St	Condo	2	1	35	\$389K	\$386K
17 March, 2016	401, 5795 Yonge St	Condo	2	2	3	\$329K	\$325K
20 March, 2016	706, 5791 Yonge St	Condo	1	1	11	\$252K	\$249K
21 March, 2016	39 Urbandale Ave	Detached	4	4	30	\$1,728K	\$1,690K
	158 Newton Dr	Detached	3	2	7	\$1,359K	\$1,680K

Data

Month, Day, Year of Sold Date	Address1	Property Type	Bedrooms	Washrooms	Days on the Market	List Price	Sold Price
21 March, 2016	2108, 1 Pemberton Ave	Condo	2	2	23	\$439K	\$427K
	2301, 7 Bishop Ave	Condo	2	2	38	\$529K	\$518K
	# 602, 29 Pemberton Ave	Condo	1	1	95	\$285K	\$278K
22 March, 2016	225 Maxome Ave	Detached	3	3	5	\$1,399K	\$1,500K
23 March, 2016	11 Winlock Park	Detached	4	3	7	\$1,288K	\$1,598K
	26 Laredo Crt	Detached	4	5	0	\$2,180K	\$2,000K
	318, 7 Bishop Ave	Condo	2	2	40	\$395K	\$387K
	2107, 1 Pemberton Ave	Condo	2	2	15	\$438K	\$435K
25 March, 2016	1010, 29 Pemberton Ave	Condo	2	2	72	\$380K	\$372K
28 March, 2016	607 Conacher Dr	Detached	4	5	82	\$2,938K	\$2,720K
29 March, 2016	Lph 08, 8 Pemberton Ave	Condo	2	2	8	\$415K	\$410K
30 March, 2016	Ph 302, 5765 Yonge St	Condo	2	2	0	\$369K	\$369K
31 March, 2016	12 Toffoli Pl	Detached	3	4	2	\$1,750K	\$1,740K
1 April, 2016	404, 5765 Yonge St	Condo	2	2	14	\$365K	\$351K
	502, 1 Pemberton Ave	Condo	1	1	16	\$317K	\$317K
5 April, 2016	21 Michigan Dr	Detached	3	3	24	\$1,950K	\$2,000K
6 April, 2016	Ph306, 5765 Yonge St	Condo	2	2	19	\$410K	\$411K
7 April, 2016	402, 5785 Yonge St	Condo	2	2	33	\$330K	\$325K
	606, 5791 Yonge St	Condo	1	1	43	\$250K	\$248K
8 April, 2016	102, 3 Pemberton Ave	Condo	2	2	10	\$410K	\$402K
	307, 7 Bishop Ave	Condo	2	2	23	\$400K	\$395K
	608, 8 Pemberton Ave	Condo	2	2	8	\$399K	\$405K
11 April, 2016	23 Glenelia Ave	Detached	3	2	5	\$1,299K	\$1,802K
12 April, 2016	39 Pemberton Ave, Toronto	Condo	2	2	72	\$409K	\$394K
	602, 7 Bishop Ave, Toronto	Condo	1	1	6	\$320K	\$305K
	809, 7 Bishop Ave	Condo	1	1	29	\$278K	\$276K
	2303, 5791 Yonge St	Condo	2	2	13	\$419K	\$416K
13 April, 2016	79 Maxome Ave	Detached	3	3	13	\$1,068K	\$1,080K

Data

Month, Day, Year of Sold Date	Address1	Property Type	Bedrooms	Washrooms	Days on the Market	List Price	Sold Price
14 April, 2016	26 Lloydminster Cres	Detached	3	1	6	\$1,495K	\$1,790K
	807, 5793 Yonge St	Condo	1	1	38	\$339K	\$330K
15 April, 2016	18 Newton Dr	Detached	4	5	9	\$1,499K	\$1,768K
	607, 5793 Yonge St	Condo	1	1	77	\$330K	\$335K
16 April, 2016	808, 7 Bishop Ave	Condo	1	1	20	\$269K	\$260K
	1102, 3 Pemberton Ave	Condo	2	2	10	\$445K	\$439K
17 April, 2016	1806, 7 Bishop Ave	Condo	1	1	18	\$308K	\$302K
	1901, 3 Pemberton Ave	Condo	1	1	1	\$290K	\$289K
18 April, 2016	Ph106, 5785 Yonge St	Condo	1	1	41	\$309K	\$280K
19 April, 2016	5 Harnish Cres	Detached	3	2	5	\$999K	\$1,201K
	61 Pemberton Ave	Detached	4	4	8	\$1,800K	\$1,800K
20 April, 2016	1508, 3 Pemberton Ave	Condo	1	1	6	\$340K	\$330K
21 April, 2016	303, 5793 Yonge St	Condo	2	1	31	\$368K	\$353K
22 April, 2016	8 Whitman St	Detached	3	2	1	\$1,490K	\$1,730K
	48 Nipigon Ave	Detached	4	6	1	\$2,488K	\$2,458K
	Ph205, 5785 Yonge St	Condo	2	2	22	\$379K	\$354K
23 April, 2016	6 Harnish Cres	Detached	3	2	8	\$1,288K	\$1,300K
24 April, 2016	206, 18 Pemberton Ave	Condo	2	2	5	\$377K	\$360K
25 April, 2016	291 Cummer Ave	Detached	4	4	144	\$1,790K	\$1,650K
26 April, 2016	60 Newton Dr	Detached	3	2	0	\$1,188K	\$1,325K
	192 Northwood Dr	Detached	4	7	11	\$2,949K	\$2,865K
27 April, 2016	28 Lyndale Dr	Detached	4	4	13	\$2,350K	\$2,315K
	164 Newton Dr	Detached	5	5	8	\$1,588K	\$1,870K
29 April, 2016	130 Pemberton Ave	Detached	2	2	7	\$1,488K	\$1,510K
	149 Bishop Ave	Detached	3	2	25	\$1,298K	\$1,289K
	202C Finch Ave E	Townhouse	3	4	2	\$829K	\$970K
2 May, 2016	218 Northwood Dr	Detached	3	3	5	\$1,688K	\$1,800K
	238-258 Finch Ave E	Townhouse	3	4	4	\$1,150K	\$1,150K

Data

Month, Day, Year of Sold Date	Address1	Property Type	Bedrooms	Washrooms	Days on the Market	List Price	Sold Price
3 May, 2016	11 Whitman St	Detached	3	1	6	\$1,800K	\$1,934K
	104, 5795 Yonge St	Condo	2	2	27	\$319K	\$316K
	390 Cummer Ave	Detached	3	3	7	\$899K	\$1,378K
4 May, 2016	8 Derwent Crt	Detached	4	3	8	\$1,299K	\$1,610K
	1202, 29 Pemberton Ave	Condo	1	1	34	\$290K	\$276K
	2307, 1 Pemberton Ave	Condo	2	2	20	\$439K	\$433K
6 May, 2016	1515, 7 Bishop Ave	Condo	1	1	22	\$280K	\$276K
7 May, 2016	23 Northwood Dr	Detached	3	1	14	\$1,788K	\$2,100K
8 May, 2016	605, 5949 Yonge St	Other	2	1	89	\$249K	\$237K
10 May, 2016	7 Nevada Ave	Detached	5	4	8	\$1,488K	\$1,790K
	202, 5795 Yonge St	Condo	2	2	10	\$329K	\$327K
	911, 28 Pemberton Ave	Condo	1	1	6	\$288K	\$285K
11 May, 2016	447 Ruth Ave	Detached	3	2	8	\$1,699K	\$1,720K
12 May, 2016	63 Northwood Dr	Detached	5	2	7	\$1,688K	\$2,148K
	76 Otonabee Ave	Detached	4	5	27	\$2,188K	\$2,138K
13 May, 2016	202, 39 Pemberton Ave	Condo	2	2	7	\$369K	\$363K
	407, 7 Bishop Ave	Condo	2	2	30	\$400K	\$385K
	415, 39 Pemberton Ave	Condo	2	2	18	\$420K	\$420K
	1023 Willowdale Ave	Detached	3	3	2	\$1,050K	\$1,149K
14 May, 2016	Lph11, 8 Pemberton Ave	Condo	1	1	3	\$300K	\$300K
16 May, 2016	32 Lloydminster Cres	Detached	5	6	45	\$2,650K	\$2,570K
	517, 7 Bishop Ave	Condo	1	1	34	\$299K	\$279K
	912, 28 Pemberton Ave	Condo	1	2	31	\$327K	\$315K
17 May, 2016	1503, 5791 Yonge St	Condo	2	2	21	\$419K	\$415K
18 May, 2016	10 Dumont St	Detached	3	2	7	\$1,490K	\$1,565K
	104 Otonabee Ave	Detached	4	3	6	\$1,700K	\$2,050K
	131 Maxome Ave	Detached	3	3	0	\$1,399K	\$1,800K
19 May, 2016	2 Cadmus Rd	Detached	5	6	3	\$1,900K	\$1,915K

Data

Month, Day, Year of Sold Date	Address1	Property Type	Bedrooms	Washrooms	Days on the Market	List Price	Sold Price
19 May, 2016	67 Athabaska Ave	Detached	3	1	7	\$1,249K	\$1,428K
	1402, 5949 Yonge St	Other	2	1	31	\$252K	\$245K
20 May, 2016	43 Athabaska Ave	Detached	4	5	25	\$2,088K	\$2,110K
22 May, 2016	702, 5791 Yonge St	Condo	2	2	4	\$449K	\$444K
24 May, 2016	1116, 7 Bishop Ave	Condo	2	2	19	\$420K	\$430K
27 May, 2016	107, 39 Pemberton Ave	Condo	2	2	2	\$388K	\$380K
	2101, 5793 Yonge St	Condo	2	1	14	\$370K	\$360K
28 May, 2016	29 Harnish Cres	Detached	3	3	4	\$1,180K	\$1,431K
	408, 5765 Yonge St	Condo	2	2	16	\$410K	\$406K
30 May, 2016	811, 39 Pemberton Ave	Condo	2	2	7	\$415K	\$408K
	2210, 5791 Yonge St	Condo	2	1	65	\$400K	\$391K
31 May, 2016	64 Otonabee Ave	Detached	3	2	6	\$1,398K	\$1,526K
1 June, 2016	56 Tobruk Cres	Detached	4	4	9	\$1,600K	\$1,600K
	586 Conacher Dr	Detached	3	3	7	\$1,289K	\$1,888K
	2016, 7 Bishop Ave	Condo	2	2	14	\$429K	\$410K
3 June, 2016	59 Lloydminster Cres	Detached	4	3	1	\$1,798K	\$1,840K
4 June, 2016	33 Urbandale Ave	Detached	3	2	3	\$2,280K	\$2,280K
	902, 5785 Yonge St	Condo	2	2	1	\$350K	\$330K
7 June, 2016	1109, 5791 Yonge St	Condo	2	2	33	\$409K	\$404K
8 June, 2016	80 Pemberton Ave	Detached	2	2	7	\$799K	\$908K
11 June, 2016	25 Athabaska Ave	Detached	4	4	5	\$1,698K	\$1,700K
14 June, 2016	39 Otonabee Ave	Detached	3	2	8	\$1,298K	\$1,588K
	602, 5765 Yonge St	Condo	2	2	25	\$385K	\$382K
15 June, 2016	190 Pemberton Ave	Detached	3	2	13	\$1,288K	\$1,288K
	509, 39 Pemberton Ave	Condo	2	2	20	\$418K	\$413K
16 June, 2016	21 Madawaska Ave	Detached	4	6	7	\$1,588K	\$1,825K
	801, 8 Pemberton Ave	Condo	1	1	22	\$300K	\$280K
17 June, 2016	120 Nipigon Ave	Detached	4	7	8	\$3,018K	\$2,928K

Data

Month, Day, Year of Sold Date	Address1	Property Type	Bedrooms	Washrooms	Days on the Market	List Price	Sold Price
18 June, 2016	8 Tobruk Cres	Detached	3	3	9	\$1,598K	\$1,706K
	207 Pemberton Ave	Detached	5	7	8	\$2,899K	\$2,805K
19 June, 2016	296 Newton Dr	Detached	5	5	4	\$1,628K	\$1,828K
	1206, 3 Pemberton Ave	Condo	1	1	12	\$290K	\$278K
20 June, 2016	507, 5765 Yonge St	Condo	2	2	9	\$399K	\$390K
21 June, 2016	Ph106, 5793 Yonge St	Condo	2	2	54	\$480K	\$470K
23 June, 2016	111 Northwood Dr	Detached	5	6	2	\$2,188K	\$2,230K
	2105, 5791 Yonge St	Condo	2	1	53	\$349K	\$340K
24 June, 2016	2510, 18 Spring Garden Ave	Condo	2	2	44	\$513K	\$508K
25 June, 2016	609, 39 Pemberton Ave	Condo	2	2	15	\$429K	\$425K
	1110, 5795 Yonge St	Condo	2	2	5	\$330K	\$325K
27 June, 2016	14 Rubicon Crt	Detached	4	4	5	\$1,588K	\$1,650K
	45 Nipigon Ave	Detached	3	3	11	\$1,399K	\$1,521K
	57 Wedgewood Dr	Detached	4	6	42	\$3,088K	\$2,950K
28 June, 2016	1123, 15 Northtown Way	Condo	1	1	25	\$300K	\$299K
29 June, 2016	102, 39 Pemberton Ave	Condo	2	2	27	\$365K	\$360K
	401, 29 Pemberton Ave	Condo	2	2	34	\$422K	\$415K
1 July, 2016	206 Cummer Ave, Toronto	Detached	4	5	2	\$2,370K	\$2,340K
	2106, 5791 Yonge St	Condo	1	1	44	\$270K	\$264K
2 July, 2016	206 Cummer Ave	Detached	4	5	2	\$2,370K	\$2,340K
4 July, 2016	609, 28 Pemberton Ave	Condo	2	2	73	\$388K	\$385K
	Ph 503, 5765 Yonge St	Condo	2	2	25	\$419K	\$408K
6 July, 2016	57 Athabaska Ave	Detached	3	2	1	\$1,398K	\$1,535K
	1608, 7 Bishop Ave	Condo	1	1	25	\$255K	\$255K
10 July, 2016	81 Newton Dr	Detached	3	3	0	\$1,589K	\$1,555K
	Ph06, 39 Pemberton Ave	Condo	3	2	26	\$533K	\$510K
11 July, 2016	125 Steeles Ave	Detached	3	2	35	\$1,188K	\$1,120K
	134 Northwood Dr	Detached	3	2	6	\$1,580K	\$1,920K

Data

Month, Day, Year of Sold Date	Address1	Property Type	Bedrooms	Washrooms	Days on the Market	List Price	Sold Price
11 July, 2016	177 Pemberton Ave	Detached	4	4	6	\$1,799K	\$1,907K
12 July, 2016	15 Northtown Way Circ	Condo	2	2	49	\$419K	\$400K
14 July, 2016	165 Pemberton Ave	Detached	3	1	37	\$1,500K	\$1,430K
	601, 39 Pemberton Ave	Condo	2	2	8	\$409K	\$398K
15 July, 2016	134 Maxome Ave	Detached	3	2	4	\$1,588K	\$1,657K
	1501, 1 Pemberton Ave	Condo	1	1	35	\$275K	\$271K
	2006, 1 Pemberton Ave	Condo	1	1	10	\$294K	\$283K
16 July, 2016	507, 29 Pemberton Ave	Condo	1	1	32	\$279K	\$274K
18 July, 2016	403, 39 Pemberton Ave	Condo	2	1	39	\$388K	\$380K
20 July, 2016	1071 Willowdale Ave	Detached	3	3	1	\$1,300K	\$1,300K
21 July, 2016	46 Newton Dr	Detached	4	3	7	\$1,299K	\$1,560K
	56 Lloydminster Cres	Detached	4	5	56	\$2,999K	\$2,820K
22 July, 2016	627 Conacher Dr	Detached	4	4	26	\$1,880K	\$1,848K
24 July, 2016	40 Bowerbank Dr	Detached	2	2	9	\$1,100K	\$1,103K
25 July, 2016	16 Lloydminster Cres	Detached	3	1	37	\$1,980K	\$1,920K
26 July, 2016	199 Northwood Dr	Detached	3	3	6	\$1,450K	\$1,910K
	1002, 5949 Yonge St	Other	2	1	63	\$259K	\$253K
27 July, 2016	603, 5793 Yonge St E	Condo	2	1	34	\$390K	\$378K
30 July, 2016	23 Otonabee Ave	Detached	4	5	30	\$1,999K	\$1,950K
	805, 5785 Yonge St	Condo	2	2	1	\$339K	\$341K
	1202, 5791 Yonge St	Condo	2	2	9	\$459K	\$453K
3 August, 2016	201, 3 Pemberton Ave	Condo	1	1	78	\$283K	\$250K
	701, 5949 Yonge St	Other	2	1	71	\$220K	\$200K
	1028 Willowdale Ave	Detached	3	2	1	\$1,300K	\$1,380K
4 August, 2016	1102, 8 Pemberton Ave	Condo	2	2	2	\$399K	\$388K
	1602, 5791 Yonge St	Condo	2	2	16	\$460K	\$455K
5 August, 2016	33 Northwood Dr	Detached	4	5	22	\$1,880K	\$1,882K
	2602, 5791 Yonge St	Condo	2	2	46	\$470K	\$462K

Data

Month, Day, Year of Sold Date	Address1	Property Type	Bedrooms	Washrooms	Days on the Market	List Price	Sold Price
6 August, 2016	160 Wedgewood Dr	Detached	3	3	3	\$1,788K	\$2,040K
	612 Conacher Dr	Detached	4	8	25	\$3,288K	\$3,158K
7 August, 2016	307, 5795 Yonge St	Condo	2	2	5	\$339K	\$327K
	1209, 5765 Yonge St	Condo	2	2	12	\$348K	\$340K
8 August, 2016	6 Tanner Crt	Detached	4	4	12	\$1,390K	\$1,850K
	29 Harnish Cres	Detached	3	3	49	\$1,450K	\$1,413K
	202 Pemberton Ave	Detached	4	2	28	\$1,689K	\$1,630K
9 August, 2016	205 Bishop Ave	Detached	3	1	21	\$1,200K	\$1,175K
11 August, 2016	101 Centre Ave	Detached	5	7	13	\$2,498K	\$2,701K
	135 Bishop Ave	Detached	2	3	45	\$1,340K	\$1,305K
12 August, 2016	707, 18 Pemberton Ave	Condo	2	2	45	\$415K	\$405K
13 August, 2016	204, 5785 Yonge St	Condo	2	2	3	\$350K	\$361K
	Ph102, 5791 Yonge St	Condo	2	2	14	\$499K	\$497K
15 August, 2016	588 Conacher Dr	Detached	4	5	67	\$2,788K	\$2,700K
	1611, 7 Bishop Ave	Condo	2	2	52	\$410K	\$409K
	2503, 5791 Yonge St	Condo	2	2	21	\$426K	\$416K
16 August, 2016	148 Newton Dr	Detached	3	3	7	\$1,798K	\$2,020K
18 August, 2016	1207, 5765 Yonge St	Condo	2	2	21	\$400K	\$393K
19 August, 2016	900, 8 Pemberton Ave	Condo	2	2	7	\$390K	\$394K
	1002, 29 Pemberton Ave	Condo	1	1	123	\$290K	\$289K
22 August, 2016	810, 39 Pemberton Ave	Condo	2	2	10	\$400K	\$405K
23 August, 2016	15 Winlock Park	Detached	5	8	29	\$2,680K	\$2,580K
	19 Doverwood Crt	Detached	2	2	0	\$1,688K	\$1,780K
	201, 5793 Yonge St	Condo	2	1	35	\$365K	\$350K
	308, 8 Pemberton Ave	Condo	2	2	14	\$420K	\$413K
26 August, 2016	103 Nipigon Ave	Detached	3	3	18	\$2,285K	\$2,230K
	977 Lillian St	Detached	3	2	4	\$1,880K	\$1,815K
29 August, 2016	199 Wedgewood Dr	Detached	4	7	7	\$3,399K	\$3,238K

Data

Month, Day, Year of Sold Date	Address1	Property Type	Bedrooms	Washrooms	Days on the Market	List Price	Sold Price
30 August, 2016	608, 5795 Yonge St	Condo	2	2	6	\$345K	\$348K
	802, 7 Bishop Ave	Condo	1	1	22	\$329K	\$318K
31 August, 2016	34 Gustav Cres	Detached	5	4	21	\$2,330K	\$2,120K
	106 Maxome Ave	Detached	5	2	8	\$1,678K	\$1,550K
1 September, 2016	801, 1 Pemberton Ave	Condo	1	1	3	\$289K	\$287K
3 September, 2016	96 Pemberton Ave	Detached	4	2	5	\$1,488K	\$1,700K
	909, 29 Pemberton Ave	Condo	2	2	38	\$439K	\$418K
5 September, 2016	208, 5791 Yonge St	Condo	2	2	5	\$410K	\$406K
6 September, 2016	1507, 5765 Yonge St	Condo	2	2	21	\$393K	\$390K
7 September, 2016	30 Abitibi Ave	Detached	4	3	7	\$988K	\$1,568K
9 September, 2016	3 Tanner Crt	Detached	4	4	11	\$1,500K	\$1,500K
	93 Newton Dr	Detached	3	2	3	\$1,518K	\$1,870K
	703, 5949 Yonge St	Other	1	1	46	\$225K	\$218K
	805, 5765 Yonge St	Condo	2	2	7	\$385K	\$399K
	809, 5785 Yonge St	Condo	2	2	33	\$359K	\$347K
10 September, 2016	47 Newton Dr	Detached	3	1	31	\$1,578K	\$1,620K
12 September, 2016	26 Revcoe Dr	Detached	3	4	6	\$1,650K	\$1,660K
	2001, 5791 Yonge St	Condo	1	1	6	\$299K	\$295K
14 September, 2016	23 Gossamer Ave	Detached	4	4	6	\$1,398K	\$1,561K
15 September, 2016	31 Newton Dr S	Detached	2	2	2	\$1,288K	\$1,550K
16 September, 2016	400, 8 Pemberton Ave	Condo	2	2	17	\$395K	\$395K
	1102, 5949 Yonge St	Other	2	1	4	\$250K	\$246K
	1408, 5949 Yonge St	Other	2	1	4	\$260K	\$256K
18 September, 2016	108 Otonabee Ave	Detached	3	2	6	\$1,649K	\$1,750K
19 September, 2016	6 Averill Cres	Detached	3	2	4	\$1,388K	\$1,660K
	36 Abitibi Ave	Detached	2	2	12	\$1,398K	\$1,525K
22 September, 2016	78 Centre Ave	Detached	4	5	5	\$2,388K	\$2,351K
	912, 7 Bishop Ave	Condo	1	1	15	\$280K	\$285K

Data

Month, Day, Year of Sold Date	Address1	Property Type	Bedrooms	Washrooms	Days on the Market	List Price	Sold Price
23 September, 2016	207, 5791 Yonge St	Condo	2	1	21	\$379K	\$368K
25 September, 2016	1010, 7 Bishop Ave	Condo	2	2	7	\$385K	\$383K
26 September, 2016	206, 18 Pemberton Ave	Condo	2	2	2	\$409K	\$400K
	609, 7 Bishop Ave	Condo	1	1	13	\$290K	\$290K
	907, 1 Pemberton Ave	Condo	2	2	8	\$439K	\$430K
27 September, 2016	2009, 3 Pemberton Ave	Condo	1	1	18	\$299K	\$290K
29 September, 2016	1707, 1 Pemberton Ave	Condo	2	2	21	\$450K	\$447K
30 September, 2016	52 Athabaska Ave	Detached	3	3	1	\$1,569K	\$1,585K
3 October, 2016	608, 29 Pemberton Ave	Condo	2	2	31	\$409K	\$406K
4 October, 2016	127 Maxome Ave	Detached	5	4	26	\$1,728K	\$1,660K
6 October, 2016	1606, 5793 Yonge St	Condo	1	1	4	\$282K	\$283K
7 October, 2016	608, 5795 Yonge St	Condo	2	2	8	\$345K	\$358K
8 October, 2016	26 Madawaska Ave	Detached	4	5	15	\$2,588K	\$2,490K
	42 Otonabee Ave	Detached	4	6	1	\$2,799K	\$2,685K
14 October, 2016	18 Paultiel Dr	Detached	4	3	11	\$1,699K	\$1,600K
	205 Steeles Ave E	Detached	4	4	64	\$1,899K	\$1,850K
15 October, 2016	53 Nipigon Ave	Detached	4	3	3	\$1,399K	\$1,609K
	2301, 22 Olive Ave	Condo	1	1	33	\$339K	\$335K
19 October, 2016	10 Silverview Dr	Detached	3	3	8	\$1,499K	\$1,720K
	105 Wedgewood Dr	Detached	4	7	29	\$3,500K	\$3,400K
	503, 5791 Yonge St	Condo	2	2	23	\$400K	\$397K
20 October, 2016	39 Otonabee Ave	Detached	3	2	0	\$1,828K	\$1,828K
21 October, 2016	8 Revcoe Dr	Detached	3	2	23	\$1,495K	\$1,490K
	1902, 7 Bishop Ave	Condo	1	1	8	\$320K	\$313K
	#709, 5765 Yonge St	Condo	2	2	40	\$370K	\$355K
23 October, 2016	7 Nevada Ave	Detached	5	4	11	\$1,899K	\$1,899K
	29 Lloydminster Cres	Detached	3	2	5	\$1,698K	\$2,230K
25 October, 2016	905, 5765 Yonge St	Condo	2	2	14	\$347K	\$349K

Data

Month, Day, Year of Sold Date	Address1	Property Type	Bedrooms	Washrooms	Days on the Market	List Price	Sold Price
25 October, 2016	1105, 5795 Yonge St	Condo	2	2	8	\$339K	\$349K
26 October, 2016	68 Newton Dr	Detached	4	5	7	\$1,988K	\$2,105K
	708, 5793 Yonge St	Condo	2	2	41	\$425K	\$416K
	Ph101, 5791 Yonge St	Condo	2	2	7	\$600K	\$585K
27 October, 2016	2308, 5791 Yonge St	Condo	2	1	13	\$409K	\$400K
28 October, 2016	1608, 5765 Yonge St	Condo	2	2	17	\$399K	\$389K
	2018, 7 Bishop Ave	Condo	2	2	10	\$422K	\$400K
29 October, 2016	204 Bishop Ave	Detached	6	6	73	\$1,800K	\$1,680K
	907, 5791 Yonge St	Condo	2	1	2	\$375K	\$373K
31 October, 2016	608, 5765 Yonge St	Condo	2	2	32	\$423K	\$415K
1 November, 2016	2302, 5791 Yonge St	Condo	2	2	6	\$468K	\$471K
2 November, 2016	28 Caswell Dr	Detached	3	2	57	\$1,888K	\$1,900K
	108, 28 Pemberton Ave	Condo	2	2	27	\$399K	\$378K
	425, 399 Spring Garden Ave	Condo	1	2	19	\$380K	\$370K
	672 Conacher Dr	Detached	5	8	34	\$3,348K	\$3,250K
3 November, 2016	72 Centre Ave	Detached	3	2	21	\$1,298K	\$1,320K
6 November, 2016	42B Otonabee Ave	Detached	4	5	23	\$2,780K	\$2,700K
9 November, 2016	303, 7 Bishop Ave	Condo	1	1	47	\$329K	\$315K
10 November, 2016	31 Otonabee Ave	Detached	3	3	8	\$1,480K	\$1,641K
	902, 3 Pemberton Ave	Condo	2	2	27	\$458K	\$440K
	1005, 5793 Yonge St	Condo	2	1	6	\$374K	\$381K
	1112, 5795 Yonge St	Condo	1	2	17	\$310K	\$307K
13 November, 2016	51 Athabaska Ave	Detached	4	5	66	\$2,788K	\$2,708K
16 November, 2016	29 Whitman St	Detached	4	3	9	\$1,100K	\$1,100K
	44 Gossamer Ave	Detached	4	4	33	\$1,698K	\$1,635K
	686 Conacher Dr	Detached	3	3	8	\$1,600K	\$2,110K
17 November, 2016	311, 39 Pemberton Ave	Condo	2	2	4	\$400K	\$399K
	404, 7 Bishop Ave	Condo	1	1	20	\$309K	\$305K

Data

Month, Day, Year of Sold Date	Address1	Property Type	Bedrooms	Washrooms	Days on the Market	List Price	Sold Price
21 November, 2016	976 Willowdale Ave	Detached	4	5	12	\$2,538K	\$2,538K
22 November, 2016	97 Centre Ave	Detached	3	2	38	\$2,088K	\$2,030K
	367 Cummer Ave	Detached	3	3	11	\$1,480K	\$1,700K
25 November, 2016	210, 5785 Yonge St	Condo	1	1	74	\$299K	\$281K
	#1705, 3 Pemberton Ave	Condo	1	1	6	\$300K	\$292K
26 November, 2016	Ph201, 5791 Yonge St	Condo	2	2	85	\$639K	\$640K
27 November, 2016	38 Gossamer Ave	Detached	4	4	43	\$1,918K	\$1,870K
	190 Maxome Ave	Detached	3	3	32	\$1,950K	\$1,890K
28 November, 2016	201, 7 Bishop Ave	Condo	2	2	14	\$404K	\$390K
	808, 3 Pemberton Ave	Condo	1	1	1	\$349K	\$357K
29 November, 2016	306, 29 Pemberton Ave E	Condo	2	2	14	\$405K	\$393K
	1505, 5949 Yonge St	Other	2	1	6	\$268K	\$255K
30 November, 2016	202, 3 Pemberton Ave	Condo	2	2	62	\$438K	\$425K
1 December, 2016	688 Conacher Dr	Detached	5	7	3	\$3,588K	\$3,430K
2 December, 2016	203, 39 Pemberton Ave	Condo	2	1	19	\$350K	\$350K
	514, 5795 Yonge St	Condo	2	2	4	\$370K	\$373K
	602, 5793 Yonge St	Condo	2	2	4	\$400K	\$410K
3 December, 2016	1000 Willowdale Ave	Detached	4	6	29	\$2,555K	\$2,500K
6 December, 2016	14 Winlock Park	Detached	3	2	6	\$1,429K	\$2,000K
7 December, 2016	25 Nipigon Ave	Detached	4	3	15	\$1,490K	\$1,470K
13 December, 2016	33 Nipigon Ave	Detached	2	1	21	\$1,588K	\$1,550K
15 December, 2016	Ph7, 18 Pemberton Ave	Condo	2	2	43	\$449K	\$423K
16 December, 2016	179 Maxome Ave	Detached	5	6	39	\$3,199K	\$3,100K
19 December, 2016	21 Clearcrest Ave	Detached	4	3	6	\$2,000K	\$1,925K
	302, 5791 Yonge St	Condo	2	2	36	\$458K	\$450K
20 December, 2016	102, 29 Pemberton Ave	Condo	0	1	35	\$269K	\$268K
21 December, 2016	137 Newton Dr	Detached	3	3	2	\$2,150K	\$2,120K
24 December, 2016	5 Wideford Pl	Detached	5	6	18	\$2,188K	\$2,090K

Data

Month, Day, Year of Sold Date	Address1	Property Type	Bedrooms	Washrooms	Days on the Market	List Price	Sold Price
6 January, 2017	501, 1 Pemberton Ave	Condo	1	1	1	\$294K	\$313K
8 January, 2017	162 Wedgewood Dr	Detached	6	4	3	\$2,299K	\$2,310K
10 January, 2017	511, 7 Bishop Ave	Condo	2	2	20	\$409K	\$408K
11 January, 2017	203, 8 Pemberton Ave	Condo	2	2	8	\$400K	\$428K
12 January, 2017	1603, 3 Pemberton Ave	Condo	3	2	15	\$465K	\$468K
13 January, 2017	805, 8 Pemberton Ave	Condo	2	2	3	\$415K	\$500K
14 January, 2017	507, 5791 Yonge St	Condo	2	1	1	\$375K	\$375K
	1705, 1 Pemberton Ave	Condo	1	1	2	\$310K	\$337K
15 January, 2017	1110, 5793 Yonge St	Condo	1	1	6	\$319K	\$350K
16 January, 2017	702, 5795 Yonge St	Condo	2	2	4	\$359K	\$362K
19 January, 2017	257 Otonabee Ave	Detached	3	3	4	\$1,288K	\$1,700K
	1108, 5793 Yonge St	Condo	2	2	11	\$435K	\$470K
	1915, 7 Bishop Ave E	Condo	1	1	6	\$329K	\$350K
22 January, 2017	10 Cadmus Rd	Detached	4	5	2	\$2,080K	\$2,326K
	1009, 8 Pemberton Ave	Condo	1	1	2	\$310K	\$351K
24 January, 2017	202 Pemberton Ave	Detached	4	2	1	\$1,889K	\$1,900K
26 January, 2017	502, 5785 Yonge St	Condo	2	2	6	\$330K	\$375K
	Ph29, 120 Harrison Garden Blvd	Condo	1	1	23	\$440K	\$430K
27 January, 2017	406, 35 Empress Ave	Condo	1	1	0	\$333K	\$340K
	906, 5793 Yonge St	Condo	1	1	10	\$300K	\$315K
29 January, 2017	4 Robinter Dr	Detached	4	3	3	\$1,699K	\$1,812K
	1016, 7 Bishop Ave	Condo	2	2	4	\$440K	\$480K
31 January, 2017	103, 29 Pemberton Ave	Condo	0	1	13	\$275K	\$270K
3 February, 2017	18 Arran Cres	Detached	4	4	3	\$2,150K	\$2,178K
5 February, 2017	1002, 8 Pemberton Ave	Condo	2	2	3	\$459K	\$540K
6 February, 2017	205 Bishop Ave	Detached	3	2	3	\$1,388K	\$1,530K
	802, 29 Pemberton Ave	Condo	1	1	3	\$380K	\$380K
	1908, 5793 Yonge St	Condo	2	2	4	\$529K	\$560K

Data

Month, Day, Year of Sold Date	Address1	Property Type	Bedrooms	Washrooms	Days on the Market	List Price	Sold Price
9 February, 2017	18 Centre Ave	Detached	3	3	7	\$2,388K	\$2,328K
10 February, 2017	509, 7 Bishop Ave	Condo	1	1	1	\$260K	\$331K
11 February, 2017	905 Willowdale Ave	Detached	3	3	1	\$1,450K	\$1,575K
13 February, 2017	9 Mullet Rd	Detached	4	3	6	\$1,488K	\$2,300K
	54 Lloydminster Cres	Detached	3	2	6	\$1,888K	\$2,135K
14 February, 2017	147 Pemberton Ave	Detached	2	2	6	\$1,488K	\$1,768K
	603, 5791 Yonge St	Condo	2	2	1	\$420K	\$600K
15 February, 2017	217, 39 Pemberton Ave	Condo	2	2	1	\$409K	\$521K
16 February, 2017	304, 5765 Yonge St N	Condo	2	2	1	\$399K	\$468K
18 February, 2017	38 Lloydminster Cres	Detached	4	7	17	\$3,199K	\$3,150K
19 February, 2017	6 Brenham Cres	Detached	4	3	3	\$1,799K	\$2,561K
21 February, 2017	1606, 1 Pemberton Ave	Condo	1	1	6	\$319K	\$350K
22 February, 2017	11 Donna Crt	Detached	4	3	6	\$1,388K	\$2,388K
	217 Newton Dr	Detached	3	1	8	\$1,695K	\$2,205K
	#515, 5795 Yonge St	Condo	2	2	14	\$429K	\$435K
23 February, 2017	709, 120 Harrison Garden Blvd	Condo	2	2	24	\$519K	\$523K
24 February, 2017	24 Wedgewood Dr	Detached	4	7	18	\$3,738K	\$3,400K
	64 Athabaska Ave	Detached	4	5	39	\$2,900K	\$2,800K
	196A Wedgewood Dr	Detached	4	6	18	\$3,388K	\$3,060K
	1001, 18 Pemberton Ave	Condo	1	1	6	\$320K	\$351K
28 February, 2017	107 Cummer Ave	Detached	3	3	11	\$1,288K	\$1,455K
	604, 5765 Yonge St	Condo	2	2	0	\$399K	\$474K
	#601, 8 Pemberton Ave	Condo	1	1	18	\$359K	\$359K
1 March, 2017	2 Everingham Crt	Detached	6	3	7	\$1,799K	\$1,908K
	114 Wedgewood Dr	Detached	4	6	7	\$3,288K	\$3,150K
	185 Maxome Ave	Detached	3	2	14	\$2,088K	\$2,100K
	306, 29 Pemberton Ave	Condo	2	2	6	\$478K	\$608K
	980 Lillian St	Detached	3	3	5	\$1,288K	\$2,150K

Data

Month, Day, Year of Sold Date	Address1	Property Type	Bedrooms	Washrooms	Days on the Market	List Price	Sold Price
2 March, 2017	10 Urbandale Ave	Detached	3	2	9	\$2,300K	\$2,235K
3 March, 2017	161 Northwood Dr	Detached	5	7	10	\$3,688K	\$3,570K
	208, 5949 Yonge St	Other	2	1	1	\$299K	\$299K
	803, 8 Pemberton Ave	Condo	2	2	7	\$458K	\$558K
4 March, 2017	498 Ruth Ave	Detached	5	8	8	\$3,498K	\$3,498K
5 March, 2017	39 Otonabee Ave	Detached	3	2	2	\$1,689K	\$2,150K
	212 Cummer Ave	Detached	6	3	143	\$2,750K	\$2,550K
8 March, 2017	1909, 5791 Yonge St	Condo	2	2	7	\$590K	\$620K
9 March, 2017	103 Madawaska Ave	Detached	3	3	7	\$1,695K	\$2,252K
	220 Ruth Ave	Detached	6	6	7	\$2,388K	\$2,600K
10 March, 2017	26 Deering Cres	Detached	4	3	7	\$1,488K	\$2,217K
	510, 28 Pemberton Ave	Condo	1	1	23	\$379K	\$392K
	Uph 1, 8 Pemberton Ave	Condo	1	1	11	\$340K	\$372K
11 March, 2017	16A Lloydminster Cres	Detached	4	8	1	\$3,588K	\$3,600K
12 March, 2017	10 Bowerbank Dr	Detached	3	3	5	\$1,499K	\$2,250K
14 March, 2017	685 Conacher Dr	Detached	4	3	13	\$1,890K	\$1,900K
	Ph203, 5791 Yonge St	Condo	2	1	5	\$428K	\$536K
15 March, 2017	119 Steeles Ave E	Detached	4	6	8	\$2,480K	\$2,443K
	514, 5795 Yonge St	Condo	2	2	4	\$429K	\$485K
16 March, 2017	1608, 5793 Yonge St	Condo	2	2	6	\$520K	\$638K
18 March, 2017	33 Madawaska Ave	Detached	4	2	0	\$1,988K	\$1,960K
19 March, 2017	3 Temagami Crt	Detached	4	4	16	\$2,189K	\$2,100K
	31 Caswell Dr	Detached	5	6	3	\$3,588K	\$3,538K
	502, 5765 Yonge St	Condo	2	2	8	\$480K	\$551K
21 March, 2017	139 Wedgewood Dr	Detached	5	6	36	\$3,089K	\$2,878K
	1604, 5765 Yonge St	Condo	2	2	7	\$448K	\$538K
22 March, 2017	109, 28 Pemberton Ave	Condo	2	2	7	\$489K	\$480K
	409, 39 Pemberton Ave	Condo	2	2	6	\$438K	\$600K

Data

Month, Day, Year of Sold Date	Address1	Property Type	Bedrooms	Washrooms	Days on the Market	List Price	Sold Price
23 March, 2017	183 Maxome Ave	Detached	3	2	0	\$2,160K	\$2,030K
	1210, 5791 Yonge St	Condo	2	1	7	\$490K	\$546K
24 March, 2017	1202, 5791 Yonge St	Condo	2	2	2	\$569K	\$580K
27 March, 2017	8 Frivick Crt	Detached	4	4	19	\$2,088K	\$2,060K
	14 Glenelia Ave	Detached	5	4	4	\$1,899K	\$2,405K
28 March, 2017	102, 5765 Yonge St	Condo	1	1	1	\$309K	\$371K
	2103, 5793 Yonge St	Condo	2	1	13	\$589K	\$580K
29 March, 2017	251 Maxome Ave	Detached	3	3	1	\$1,688K	\$2,300K
	252A Finch Ave E	Townhouse	3	4	41	\$1,200K	\$1,300K
30 March, 2017	595 Conacher Dr	Detached	3	2	26	\$1,848K	\$1,750K
31 March, 2017	20 Bowerbank Dr	Detached	4	2	1	\$1,488K	\$1,650K
	1814, 7 Bishop Ave	Condo	2	2	1	\$450K	\$490K
2 April, 2017	18 Winlock Park	Detached	3	2	5	\$1,589K	\$2,310K
3 April, 2017	1023 Lillian St	Detached	3	2	10	\$1,888K	\$2,425K
5 April, 2017	9 Dumont St	Detached	5	6	20	\$3,388K	\$3,300K
	18 Donna Crt	Detached	4	3	9	\$1,688K	\$2,430K
6 April, 2017	25 Greenyards Dr	Detached	4	4	7	\$1,688K	\$2,288K
	218 Northwood Dr	Detached	3	3	2	\$1,789K	\$2,625K
7 April, 2017	Ph101, 5785 Yonge St	Condo	2	2	7	\$488K	\$512K
11 April, 2017	1203, 5791 Yonge St	Condo	2	2	6	\$549K	\$630K
12 April, 2017	111, 5795 Yonge St	Condo	1	2	16	\$349K	\$350K
	612, 5795 Yonge St	Condo	1	2	5	\$355K	\$355K
	1107, 28 Pemberton Ave	Condo	2	2	9	\$468K	\$635K
13 April, 2017	9 Doverwood Crt	Detached	3	3	8	\$1,999K	\$2,508K
	42 Caswell Dr	Detached	5	8	22	\$4,188K	\$4,028K
	265 Otonabee Ave	Detached	4	4	8	\$2,588K	\$2,508K
	278 Newton Dr	Detached	4	3	19	\$1,800K	\$1,750K
17 April, 2017	315, 5793 Yonge St	Condo	2	2	11	\$599K	\$599K

Data

Month, Day, Year of Sold Date	Address1	Property Type	Bedrooms	Washrooms	Days on the Market	List Price	Sold Price
18 April, 2017	Ph405, 5785 Yonge St	Condo	2	2	29	\$528K	\$525K
19 April, 2017	5 Bowerbank Dr	Detached	3	2	9	\$1,588K	\$1,955K
21 April, 2017	1503, 5793 Yonge St	Condo	2	1	4	\$499K	\$540K
23 April, 2017	1105, 7 Bishop Ave	Condo	2	2	2	\$489K	\$600K
	2002, 1 Pemberton Ave	Condo	1	1	6	\$399K	\$431K
24 April, 2017	256, 3 Everson Dr	Townhouse	2	2	4	\$500K	\$625K
25 April, 2017	2215, 7 Bishop Ave	Condo	1	1	7	\$379K	\$403K
27 April, 2017	4, 3330 Bayview Ave	Townhouse	2	3	6	\$1,000K	\$1,130K
28 April, 2017	Lp03, 8 Pemberton Ave	Condo	2	2	9	\$389K	\$545K
29 April, 2017	601, 5949 Yonge St	Other	2	1	3	\$331K	\$331K
1 May, 2017	52 Northwood Dr	Detached	4	7	3	\$3,588K	\$3,578K
2 May, 2017	6 Greenyards Dr	Detached	4	2	6	\$2,488K	\$2,370K
	97 Northwood Dr	Detached	2	2	0	\$1,988K	\$2,540K
3 May, 2017	69 Risebrough Ave	Detached	5	7	44	\$4,699K	\$4,300K
	1206, 35 Empress Ave	Condo	1	1	17	\$399K	\$395K
	Lph2307, 7 Bishop Ave	Condo	2	3	14	\$659K	\$640K
5 May, 2017	Ph09, 39 Pemberton Ave	Condo	2	2	7	\$539K	\$626K
7 May, 2017	702, 5795 Yonge St	Condo	2	2	2	\$479K	\$475K
8 May, 2017	104 Maxome Ave	Detached	4	2	6	\$1,798K	\$1,775K
9 May, 2017	48 Winlock Park	Detached	4	4	68	\$2,625K	\$2,350K
	2107, 5793 Yonge St	Condo	1	1	8	\$390K	\$475K
10 May, 2017	1618, 7 Bishop Ave	Condo	2	2	6	\$459K	\$496K
11 May, 2017	25 Madawaska Ave	Detached	3	3	4	\$1,399K	\$1,505K
	1110, 7 Bishop Ave	Condo	2	2	7	\$460K	\$506K
14 May, 2017	Ph6, 3 Pemberton Ave	Condo	1	1	2	\$399K	\$399K
17 May, 2017	1003, 1 Pemberton Ave	Condo	1	1	6	\$430K	\$426K
19 May, 2017	201, 5791 Yonge St	Condo	1	1	12	\$350K	\$350K
20 May, 2017	54 Bowerbank Dr	Detached	3	3	32	\$1,899K	\$1,870K

Data

Month, Day, Year of Sold Date	Address1	Property Type	Bedrooms	Washrooms	Days on the Market	List Price	Sold Price
20 May, 2017	510, 5793 Yonge St	Condo	1	1	11	\$349K	\$345K
23 May, 2017	2301, 3 Pemberton Ave	Condo	1	1	3	\$369K	\$382K
24 May, 2017	1100, 8 Pemberton Ave	Condo	2	2	13	\$468K	\$532K
25 May, 2017	1001, 3 Pemberton Ave	Condo	1	1	34	\$390K	\$376K
	2214, 7 Bishop Ave	Condo	2	2	2	\$489K	\$550K
28 May, 2017	205, 5765 Yonge St	Condo	2	2	27	\$449K	\$501K
30 May, 2017	712, 28 Pemberton Ave	Condo	1	2	15	\$445K	\$436K
1 June, 2017	2006, 5791 Yonge St	Condo	1	1	14	\$359K	\$355K
2 June, 2017	62 Otonabee Ave	Detached	4	5	6	\$2,588K	\$2,520K
	905, 5793 Yonge St	Condo	2	1	1	\$529K	\$579K
3 June, 2017	58 Madawaska Ave	Detached	3	2	19	\$1,500K	\$1,540K
4 June, 2017	803, 1 Pemberton Ave	Condo	1	1	3	\$430K	\$426K
5 June, 2017	46 Centre Ave	Detached	4	3	24	\$1,920K	\$1,830K
6 June, 2017	805, 29 Pemberton Ave	Condo	2	2	6	\$500K	\$555K
	926 Willowdale Ave	Detached	6	2	17	\$1,699K	\$1,480K
9 June, 2017	910, 5765 Yonge St	Condo	2	2	8	\$458K	\$508K
	1915, 7 Bishop Ave	Condo	1	1	32	\$399K	\$389K
11 June, 2017	500, 18 Pemberton Ave	Condo	1	1	11	\$300K	\$310K
	1603, 5791 Yonge St	Condo	2	2	25	\$619K	\$600K
15 June, 2017	309, 39 Pemberton Ave	Condo	2	2	31	\$499K	\$518K
	911, 39 Pemberton Ave	Condo	2	2	2	\$539K	\$520K
16 June, 2017	12 Doverwood Crt	Detached	3	2	36	\$2,098K	\$1,900K
21 June, 2017	407, 7 Bishop Ave	Condo	2	2	7	\$458K	\$495K
22 June, 2017	205, 5795 Yonge St	Condo	2	2	2	\$465K	\$450K
	408, 1 Pemberton Ave	Condo	2	2	8	\$488K	\$525K
23 June, 2017	64 Cummer Ave	Detached	3	2	9	\$3,500K	\$3,300K
24 June, 2017	206, 5793 Yonge St	Condo	1	1	12	\$309K	\$340K
	304, 7 Bishop Ave	Condo	1	1	11	\$400K	\$396K

Data

Month, Day, Year of Sold Date	Address1	Property Type	Bedrooms	Washrooms	Days on the Market	List Price	Sold Price
24 June, 2017	703, 7 Bishop Ave	Condo	1	1	10	\$409K	\$405K
3 July, 2017	87 Bishop Ave	Detached	3	2	31	\$1,250K	\$1,150K
4 July, 2017	44 Bowerbank Dr	Detached	4	2	50	\$1,650K	\$1,430K
6 July, 2017	Ph206, 5791 Yonge St	Condo	2	2	28	\$698K	\$660K
7 July, 2017	2201, 5793 Yonge St	Condo	2	1	24	\$569K	\$540K
12 July, 2017	81 Newton Dr	Detached	3	3	37	\$1,829K	\$1,650K
14 July, 2017	305, 23 Sheppard Ave E	Condo	1	1	9	\$395K	\$385K
	801, 7 Bishop Ave	Condo	2	2	23	\$520K	\$515K
18 July, 2017	1103, 5795 Yonge St	Condo	2	2	38	\$479K	\$477K
19 July, 2017	9 Steeles Ave E	Detached	3	1	0	\$2,098K	\$2,030K
	706, 5795 Yonge St	Condo	2	2	15	\$469K	\$450K
	1102, 35 Hollywood Ave	Condo	1	1	8	\$398K	\$493K
26 July, 2017	30 Lloydminster Cres	Detached	5	7	44	\$3,699K	\$3,400K
27 July, 2017	1105 Lillian St	Detached	3	1	7	\$1,248K	\$1,210K
29 July, 2017	1709, 5791 Yonge St	Condo	2	2	25	\$586K	\$563K
30 July, 2017	603, 28 Pemberton Ave	Condo	1	1	4	\$318K	\$365K
31 July, 2017	1812, 16 Harrison Garden Blvd	Condo	1	1	19	\$439K	\$432K
1 August, 2017	39 Risebrough Ave	Detached	5	7	15	\$3,999K	\$3,777K
5 August, 2017	54 Athabaska Ave	Detached	4	5	29	\$2,599K	\$2,300K
12 August, 2017	52 Centre Ave	Detached	4	4	30	\$2,398K	\$2,000K
14 August, 2017	508, 5765 Yonge St	Condo	2	2	11	\$480K	\$510K
	1903, 5791 Yonge St	Condo	2	2	53	\$619K	\$615K
15 August, 2017	25 Athabaska Ave	Detached	4	4	3	\$2,099K	\$2,056K
	806, 5765 Yonge St	Condo	2	2	3	\$469K	\$467K
16 August, 2017	Ph2, 3 Pemberton Ave	Condo	2	2	13	\$628K	\$623K
	Ph6, 39 Pemberton Ave	Condo	3	2	20	\$1,200K	\$1,151K
18 August, 2017	1509, 5791 Yonge St	Condo	2	2	23	\$623K	\$605K
23 August, 2017	2103, 3 Pemberton Ave	Condo	2	2	78	\$559K	\$545K

Data

Month, Day, Year of Sold Date	Address1	Property Type	Bedrooms	Washrooms	Days on the Market	List Price	Sold Price
24 August, 2017	116 Newton Dr	Detached	4	5	83	\$2,380K	\$2,210K
	206, 39 Pemberton Ave	Condo	1	1	21	\$359K	\$345K
27 August, 2017	Ph09, 28 Pemberton Ave	Condo	1	1	2	\$378K	\$373K
1 September, 2017	1112, 5795 Yonge St	Condo	1	2	7	\$426K	\$426K
2 September, 2017	1009, 39 Pemberton Ave	Condo	2	2	24	\$529K	\$515K
6 September, 2017	501, 3 Pemberton Ave	Condo	1	1	4	\$385K	\$375K
	608, 3 Pemberton Ave	Condo	1	1	29	\$470K	\$440K
7 September, 2017	502, 29 Pemberton Ave	Condo	1	1	65	\$398K	\$383K
	603, 1 Pemberton Ave	Condo	1	1	10	\$450K	\$428K
8 September, 2017	93 Cummer Ave	Detached	3	2	17	\$1,679K	\$1,650K
	312, 39 Pemberton Ave	Condo	1	1	11	\$350K	\$385K
	Uph03, 8 Pemberton Ave	Condo	2	2	28	\$555K	\$528K
9 September, 2017	1803, 5791 Yonge St	Condo	2	2	30	\$609K	\$600K
11 September, 2017	49 Robinter Dr	Detached	5	4	6	\$1,880K	\$1,701K
	372 Cummer Ave	Detached	4	5	8	\$1,700K	\$1,720K
12 September, 2017	2013, 7 Bishop Ave	Condo	0	1	6	\$335K	\$335K
13 September, 2017	701, 29 Pemberton Ave	Condo	2	2	21	\$549K	\$543K
14 September, 2017	705, 5793 Yonge St	Condo	2	1	37	\$539K	\$535K
15 September, 2017	1017, 39 Pemberton Ave	Condo	2	2	26	\$529K	\$500K
16 September, 2017	806, 5793 Yonge St	Condo	1	1	8	\$349K	\$360K
17 September, 2017	606, 8 Pemberton Ave	Condo	2	2	3	\$525K	\$519K
19 September, 2017	910, 7 Bishop Ave	Condo	2	2	40	\$529K	\$508K
22 September, 2017	149 Newton Dr E	Detached	4	7	7	\$4,128K	\$4,000K
23 September, 2017	71 Centre Ave	Detached	3	1	12	\$1,800K	\$1,670K
	906, 3 Pemberton Ave	Condo	1	1	5	\$394K	\$389K
24 September, 2017	1903, 120 Harrison Garden Blvd	Condo	2	2	16	\$588K	\$577K
28 September, 2017	Ph5, 1 Pemberton Ave	Condo	1	1	2	\$469K	\$468K
29 September, 2017	400, 18 Pemberton Ave	Condo	1	1	10	\$309K	\$320K

Data

Month, Day, Year of Sold Date	Address1	Property Type	Bedrooms	Washrooms	Days on the Market	List Price	Sold Price
2 October, 2017	311, 5793 Yonge St	Condo	1	1	2	\$360K	\$354K
3 October, 2017	210, 39 Pemberton Ave	Condo	2	2	19	\$495K	\$485K
5 October, 2017	106, 5795 Yonge St	Condo	2	2	2	\$480K	\$470K
7 October, 2017	51 Bowerbank Dr	Detached	4	2	53	\$1,498K	\$1,480K
	903, 5765 Yonge St	Condo	2	2	12	\$510K	\$500K
10 October, 2017	809, 28 Pemberton Ave	Condo	2	2	14	\$539K	\$535K
11 October, 2017	15 Risebrough Ave	Detached	4	5	43	\$2,299K	\$2,150K
	216, 7 Bishop Ave	Condo	2	2	21	\$500K	\$495K
17 October, 2017	17 Cushendale Dr	Detached	3	2	4	\$1,455K	\$1,430K
	505, 39 Pemberton Ave	Condo	2	2	33	\$538K	\$520K
18 October, 2017	191 Maxome Ave	Detached	3	3	20	\$1,898K	\$1,785K
19 October, 2017	1902, 5791 Yonge St	Condo	2	2	63	\$639K	\$627K
20 October, 2017	18 Kenneth Wood Cres	Townhouse	3	4	54	\$1,388K	\$1,258K
	181 Pemberton Ave	Detached	3	2	21	\$1,388K	\$1,338K
	908, 28 Avondale Ave	Condo	2	2	29	\$648K	\$645K
23 October, 2017	74 Madawaska Ave	Detached	4	6	9	\$1,880K	\$1,782K
	905, 5785 Yonge St	Condo	2	2	26	\$529K	\$514K
24 October, 2017	1108, 29 Pemberton Ave	Condo	1	1	18	\$398K	\$388K
28 October, 2017	2705, 1 Pemberton Ave	Condo	1	1	5	\$385K	\$391K
1 November, 2017	219 Pemberton Ave	Detached	3	1	19	\$1,590K	\$1,438K
	1201, 3 Pemberton Ave	Condo	1	1	57	\$395K	\$384K
3 November, 2017	704, 26 Norton Ave	Condo	1	1	15	\$469K	\$455K
	2009, 7 Bishop Ave	Condo	1	1	10	\$389K	\$410K
6 November, 2017	201, 5785 Yonge St	Condo	2	2	19	\$498K	\$482K
8 November, 2017	57 Nipigon Ave	Detached	3	1	16	\$1,500K	\$1,450K
	512, 28 Pemberton Ave	Condo	1	2	69	\$448K	\$440K
	2108, 5791 Yonge St	Condo	2	1	28	\$538K	\$525K
9 November, 2017	711, 8 Pemberton Ave	Condo	1	1	21	\$380K	\$396K

Data

Month, Day, Year of Sold Date	Address1	Property Type	Bedrooms	Washrooms	Days on the Market	List Price	Sold Price
9 November, 2017	1906, 5793 Yonge St	Condo	1	1	6	\$369K	\$365K
10 November, 2017	801, 5785 Yonge St	Condo	2	2	36	\$539K	\$534K
	2507, 5791 Yonge St	Condo	2	1	46	\$534K	\$521K
12 November, 2017	311, 28 Pemberton Ave	Condo	1	1	26	\$378K	\$373K
17 November, 2017	1701, 3 Pemberton Ave	Condo	1	1	7	\$399K	\$399K
19 November, 2017	401, 5795 Yonge St	Condo	2	2	20	\$488K	\$475K
20 November, 2017	235 Ruth Ave	Detached	4	4	12	\$1,989K	\$1,905K
23 November, 2017	2006, 1 Pemberton Ave	Condo	1	1	7	\$399K	\$405K
24 November, 2017	1066 Lillian St	Detached	3	2	25	\$1,588K	\$1,350K
25 November, 2017	601, 1 Pemberton Ave	Condo	1	1	17	\$395K	\$390K
	901, 5785 Yonge St	Condo	2	2	22	\$550K	\$542K
	1001, 5793 Yonge St	Condo	2	1	10	\$519K	\$510K
27 November, 2017	302, 5793 Yonge St	Condo	2	2	10	\$570K	\$540K
29 November, 2017	308, 39 Pemberton Ave	Condo	2	2	5	\$540K	\$523K
	2001, 3 Pemberton Ave	Condo	1	1	21	\$405K	\$402K
30 November, 2017	1801, 7 Bishop Ave	Condo	2	2	29	\$530K	\$515K
1 December, 2017	19 Paultiel Dr	Detached	3	3	46	\$1,795K	\$1,545K
	602, 28 Pemberton Ave	Condo	2	2	63	\$539K	\$515K
5 December, 2017	51 Lloydminster Cres	Detached	3	3	36	\$2,398K	\$2,280K
	709, 5791 Yonge St	Condo	2	2	6	\$555K	\$547K
8 December, 2017	36 Revcoe Dr	Detached	3	3	1	\$1,859K	\$1,740K
	910, 5795 Yonge St	Condo	2	2	16	\$510K	\$490K
11 December, 2017	1702, 7 Bishop Ave	Condo	1	1	3	\$478K	\$460K
14 December, 2017	2207, 5791 Yonge St	Condo	2	1	62	\$540K	\$522K
15 December, 2017	36 Abitibi Ave	Detached	2	3	7	\$1,188K	\$1,420K
16 December, 2017	1802, 5791 Yonge St	Condo	2	2	116	\$629K	\$610K
19 December, 2017	677 Conacher Dr	Detached	3	3	22	\$1,749K	\$1,645K
21 December, 2017	1105, 5795 Yonge St	Condo	2	2	59	\$515K	\$481K

Data

Month, Day, Year of Sold Date	Address1	Property Type	Bedrooms	Washrooms	Days on the Market	List Price	Sold Price
29 December, 2017	706, 8 Pemberton Ave	Condo	2	2	42	\$530K	\$515K
30 December, 2017	1410, 5765 Yonge St	Condo	2	2	12	\$540K	\$534K
3 January, 2018	708, 8 Pemberton Ave	Other	2	2	76	\$550K	\$515K
6 January, 2018	168 Newton Dr	Detached	3	1	16	\$1,799K	\$1,770K
8 January, 2018	505, 5785 Yonge St	Condo	2	2	43	\$549K	\$520K
10 January, 2018	911, 5795 Yonge St	Condo	1	2	36	\$380K	\$369K
12 January, 2018	1409, 5765 Yonge St	Condo	2	2	4	\$529K	\$534K
16 January, 2018	703, 5791 Yonge St	Condo	2	2	39	\$549K	\$535K
17 January, 2018	Ph207, 5793 Yonge St	Condo	2	2	9	\$700K	\$688K
18 January, 2018	6 Caswell Dr	Detached	3	1	2	\$1,495K	\$1,700K
25 January, 2018	409, 5785 Yonge St	Condo	2	2	20	\$520K	\$536K
	1108, 5795 Yonge St	Condo	2	2	14	\$524K	\$511K
3 February, 2018	2105, 5793 Yonge St	Condo	2	1	31	\$540K	\$525K
10 February, 2018	28 Tobruk Cres	Detached	4	6	33	\$3,288K	\$2,920K
	1901, 3 Pemberton Ave	Condo	1	1	4	\$404K	\$418K
13 February, 2018	82 Wedgewood Dr	Detached	2	1	27	\$1,499K	\$1,800K
14 February, 2018	2510, 5791 Yonge St	Condo	2	1	90	\$545K	\$529K
	Ph03, 18 Pemberton Ave	Condo	2	1	7	\$510K	\$514K
15 February, 2018	Uph2, 8 Pemberton Ave	Condo	2	2	8	\$569K	\$560K
16 February, 2018	1006, 5765 Yonge St	Condo	2	2	72	\$530K	\$508K
18 February, 2018	310, 39 Pemberton Ave	Condo	2	2	75	\$518K	\$508K
21 February, 2018	64 Risebrough Ave	Detached	3	2	16	\$1,788K	\$1,700K
24 February, 2018	2001, 5793 Yonge St	Condo	2	1	8	\$539K	\$529K
1 March, 2018	1105, 5791 Yonge St	Condo	1	1	3	\$465K	\$485K
	1407, 3 Pemberton Ave	Condo	1	1	3	\$450K	\$455K
5 March, 2018	702, 7 Bishop Ave	Condo	1	1	3	\$448K	\$460K
7 March, 2018	7 Urbandale Ave	Detached	4	3	43	\$1,889K	\$1,738K
	1405, 5765 Yonge St	Condo	2	2	6	\$545K	\$546K

Data

Month, Day, Year of Sold Date	Address1	Property Type	Bedrooms	Washrooms	Days on the Market	List Price	Sold Price
9 March, 2018	2 Lloydminster Cres	Detached	5	5	7	\$1,799K	\$1,750K
12 March, 2018	27 Abitibi Ave	Detached	3	2	23	\$1,699K	\$1,525K
16 March, 2018	63 Abitibi Ave	Detached	4	5	4	\$2,288K	\$2,000K
	710, 7 Bishop Ave	Condo	2	2	14	\$530K	\$527K
17 March, 2018	47 Risebrough Ave	Detached	5	8	9	\$3,348K	\$2,910K
19 March, 2018	305, 29 Pemberton Ave	Condo	2	2	20	\$519K	\$515K
20 March, 2018	1101, 5795 Yonge St	Condo	2	2	54	\$470K	\$450K
21 March, 2018	608, 5795 Yonge St	Condo	2	2	15	\$519K	\$509K
22 March, 2018	10 Urbandale Ave	Detached	3	2	1	\$1,888K	\$1,775K
	23 Laredo Crt	Detached	5	4	23	\$1,850K	\$1,770K
	805, 5795 Yonge St	Condo	2	2	27	\$488K	\$480K
24 March, 2018	202, 8 Pemberton Ave	Condo	2	2	3	\$515K	\$517K
25 March, 2018	1005, 8 Pemberton Ave	Condo	2	2	23	\$535K	\$531K
26 March, 2018	809, 5785 Yonge St	Condo	2	2	12	\$600K	\$585K