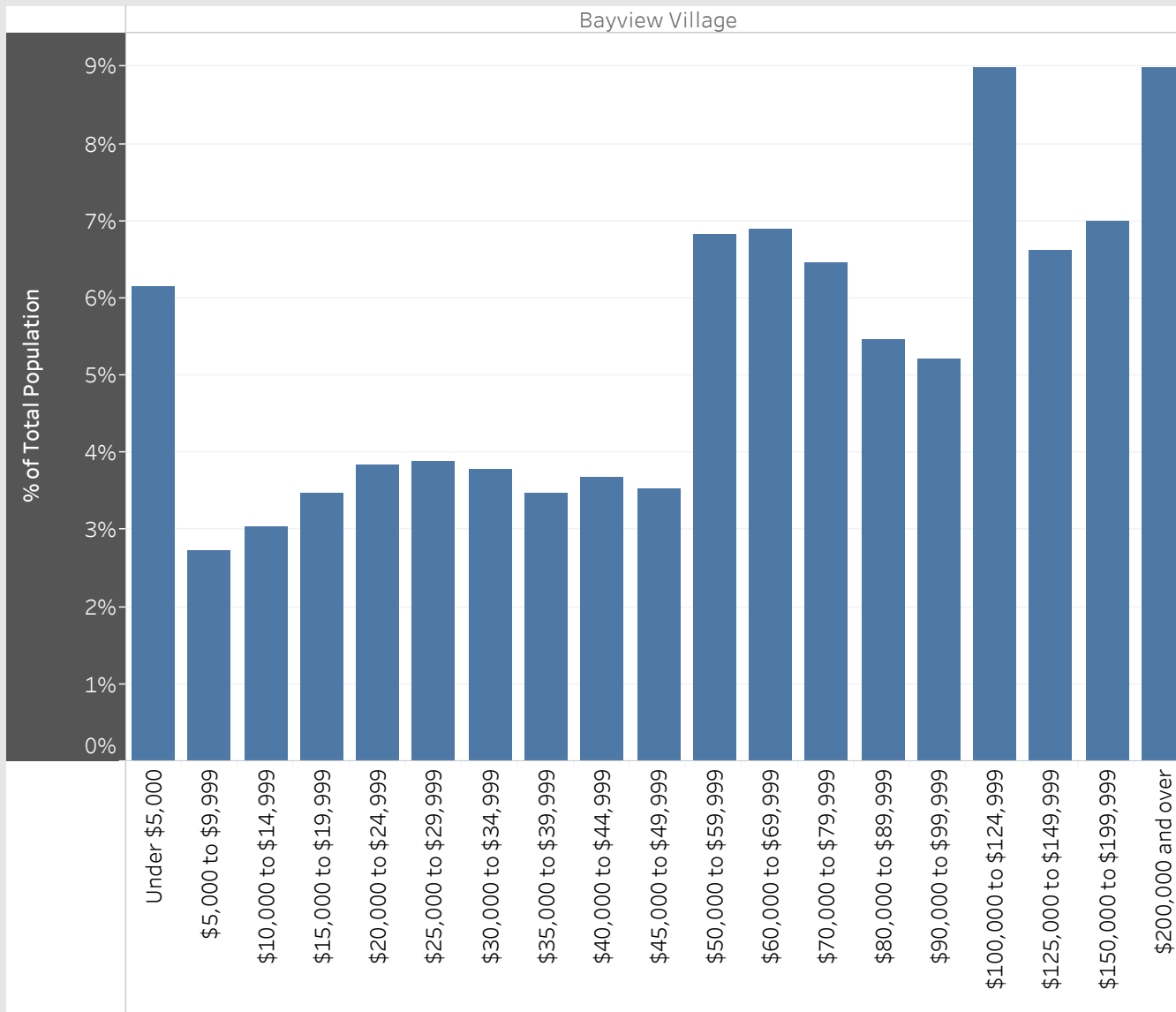


Bayview Village
Neighbourhood Breakdown
July 1st, 2015 - March 31st, 2018

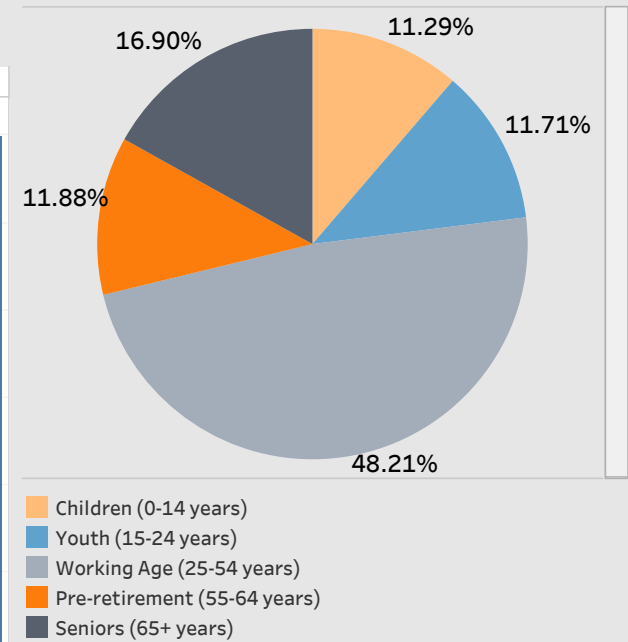


2016 StatsCan Data

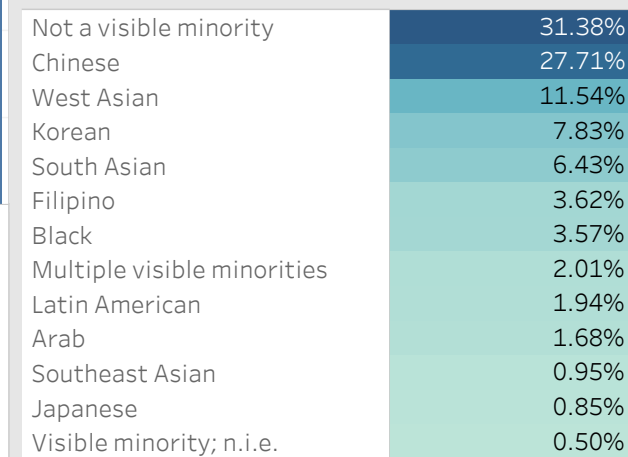
Household Income in Bayview Village



Age

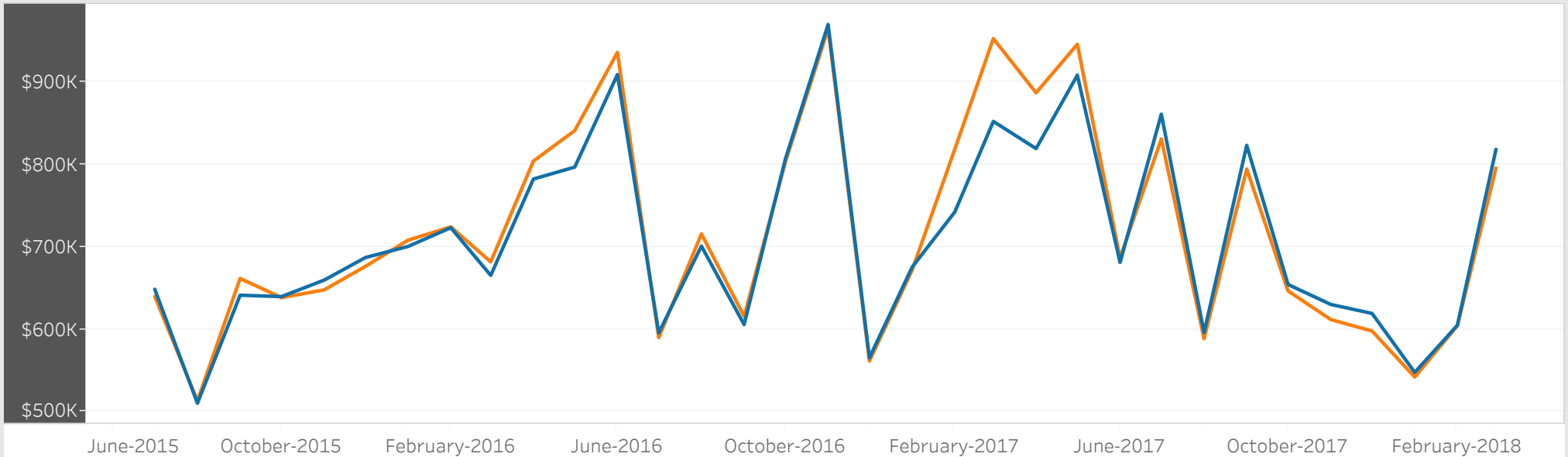


Visible Minorities



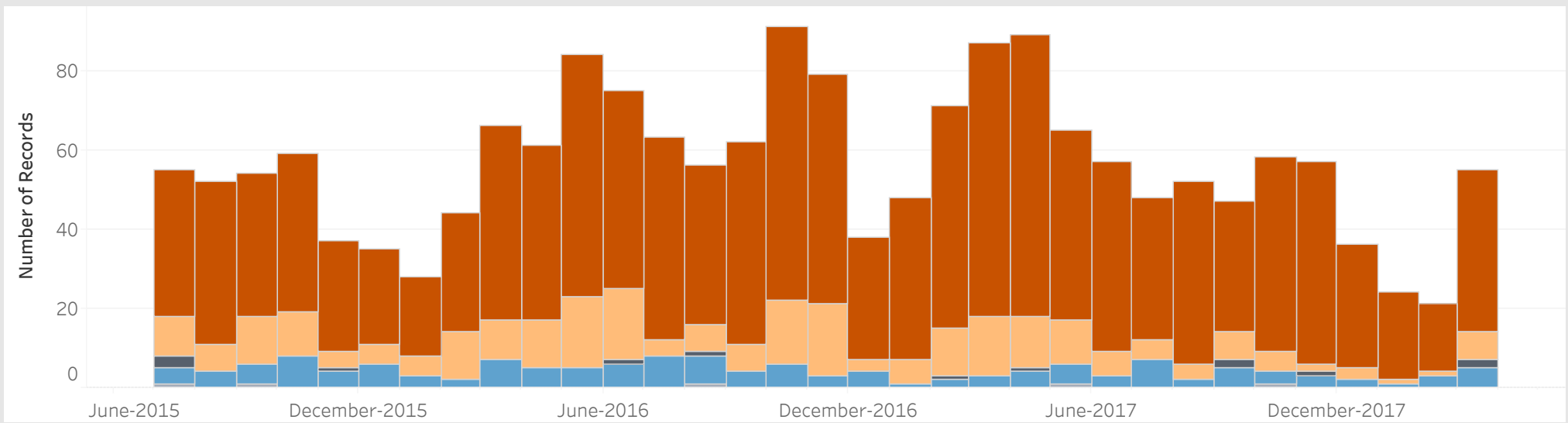
Average Sold Price vs. Average Ask Price in Bayview Village

■ Avg. List Price ■ Avg. Sold Price



Properties Sold in Bayview Village by Month

■ Condo ■ Detached ■ Semi-Detached ■ Townhouse ■ Other



Data

Month, Day, Year of Sold Date	Address1	Property Type	Bedrooms	Washrooms	Days on the Market	List Price	Sold Price
1 July, 2015	1010, 33 Singer Crt, Toronto	Condo	1	1	31	\$288K	\$286K
	1508, 2885 Bayview Ave, Toronto	Condo	1	1	14	\$259K	\$251K
2 July, 2015	309, 2 Rean Dr, Toronto	Condo	1	1	17	\$310K	\$304K
	611, 8 Rean Dr, Toronto	Condo	1	1	18	\$290K	\$289K
6 July, 2015	1009A, 19 Singer Crt, Toronto	Condo	1	1	22	\$255K	\$246K
	2505, 3 Rean Dr, Toronto	Condo	1	2	19	\$325K	\$320K
7 July, 2015	20 Brucedale Cres, Toronto	Detached	3	4	9	\$1,490K	\$1,725K
8 July, 2015	101, 19 Barberry Pl, Toronto	Condo	1	1	17	\$320K	\$314K
	633, 2885 Bayview Ave, Toronto	Condo	1	1	26	\$385K	\$375K
	2602, 3 Rean Dr, Toronto	Condo	1	3	63	\$699K	\$680K
9 July, 2015	40 Morewood Cres, Toronto	Detached	3	3	21	\$1,739K	\$1,669K
	101, 18 Kenaston Gdns, Toronto	Condo	2	2	42	\$320K	\$310K
12 July, 2015	23 Hi Mount Dr, Toronto	Detached	2	3	7	\$2,000K	\$1,950K
	305C, 662 Sheppard Ave, Toronto	Condo	2	3	19	\$1,295K	\$1,225K
	701, 2885 Bayview Ave, Toronto	Condo	1	1	31	\$360K	\$351K
13 July, 2015	44 Whittaker Cres, Toronto	Detached	4	3	8	\$1,495K	\$1,620K
	419, 17 Kenaston Gdns, Toronto	Condo	1	1	35	\$267K	\$262K
	535, 2885 Bayview Ave, Toronto	Condo	1	2	9	\$388K	\$377K
	680 Sheppard Ave, Toronto	Other	2	1	56	\$190K	\$180K
	715, 2756 Old Leslie St, Toronto	Condo	1	1	73	\$299K	\$315K
14 July, 2015	121 McMahan Dr, Toronto	Condo	2	1	8	\$309K	\$309K
	2308, 29 Singer Crt, Toronto	Condo	1	1	56	\$288K	\$285K
	Lph 06, 8 Rean Dr, Toronto	Condo	1	2	56	\$466K	\$448K
15 July, 2015	1 Sumner Heights Dr, Toronto	Detached	3	3	9	\$1,198K	\$1,228K
	50 Canary Cres, Toronto	Detached	4	6	14	\$2,955K	\$2,830K
	606, 650 Sheppard Ave, Toronto	Condo	1	1	37	\$329K	\$320K
	808, 1 Rean Dr, Toronto	Condo	1	2	19	\$409K	\$405K
	1207, 19 Singer Crt, Toronto	Condo	1	1	9	\$289K	\$290K

Data

Month, Day, Year of Sold Date	Address1	Property Type	Bedrooms	Washrooms	Days on the Market	List Price	Sold Price
16 July, 2015	2012, 1 Rean Dr, Toronto	Condo	1	2	28	\$335K	\$328K
17 July, 2015	11 Geraldton Cres, Toronto	Detached	4	4	2	\$1,350K	\$1,575K
18 July, 2015	97 Woody Vine Way, Toronto	Townhouse	3	2	11	\$450K	\$444K
	616, 676 Sheppard Ave, Toronto	Condo	1	2	16	\$399K	\$389K
	2105, 3 Rean Dr, Toronto	Condo	1	2	16	\$340K	\$335K
19 July, 2015	1202, 15 Singer Crt, Toronto	Condo	1	2	105	\$400K	\$393K
22 July, 2015	513, 12 Rean Dr, Toronto	Condo	2	3	8	\$565K	\$562K
23 July, 2015	99 Page Ave, Toronto	Detached	3	4	17	\$1,795K	\$1,790K
	1608, 33 Singer Crt, Toronto	Condo	1	1	23	\$290K	\$287K
	3103, 33 Singer Crt, Toronto	Condo	1	1	36	\$309K	\$304K
26 July, 2015	15 Curly Vineway Way, Toronto	Townhouse	3	3	2	\$379K	\$403K
27 July, 2015	11 Appian Dr, Toronto	Detached	4	2	15	\$1,599K	\$1,400K
	15 Greenbriar Rd, Toronto	Semi-Detached	3	2	272	\$1,050K	\$935K
	17 Greenbriar Rd, Toronto	Semi-Detached	3	1	272	\$1,052K	\$935K
	19 Greenbriar Rd, Toronto	Semi-Detached	3	2	272	\$1,050K	\$935K
	42 Pepper Vine Way, Toronto	Townhouse	4	3	27	\$420K	\$408K
	205, 676 Sheppard Ave, Toronto	Condo	1	2	44	\$376K	\$366K
	709B, 19 Singer Crt, Toronto	Condo	1	1	7	\$200K	\$199K
28 July, 2015	620, 2885 Bayview Ave, Toronto	Condo	1	2	36	\$400K	\$390K
	805, 2885 Bayview Ave, Toronto	Condo	1	2	91	\$410K	\$392K
	1610, 1 Rean Dr, Toronto	Condo	1	2	16	\$460K	\$453K
29 July, 2015	16 Alamosa Dr, Toronto	Detached	3	2	10	\$1,270K	\$1,270K
	205, 2756 Old Leslie St, Toronto	Condo	1	1	14	\$326K	\$324K
	1802, 18 Kenaston Gdns, Toronto	Condo	2	2	120	\$460K	\$449K
30 July, 2015	13 Thorny Vine Way, Toronto	Townhouse	3	3	23	\$409K	\$404K
	404, 676 Sheppard Ave, Toronto	Condo	1		238	\$30K	\$28K
	1712, 3 Rean Dr, Toronto	Condo	1	2	11	\$330K	\$328K
1 August, 2015	210, 19 Singer Crt, Toronto	Condo	1	1	61	\$253K	\$245K

Data

Month, Day, Year of Sold Date	Address1	Property Type	Bedrooms	Washrooms	Days on the Market	List Price	Sold Price
2 August, 2015	509, 23 Rean Dr, Toronto	Condo	2	2	28	\$429K	\$423K
3 August, 2015	213, 3 Rean Dr, Toronto	Condo	1	1	153	\$265K	\$250K
4 August, 2015	719, 19 Singer Crt, Toronto	Condo	1	2	13	\$345K	\$341K
	1822, 19 Singer Crt, Toronto	Condo	1	2	48	\$499K	\$479K
5 August, 2015	1803, 2 Rean Dr, Toronto	Condo	1	2	15	\$368K	\$365K
7 August, 2015	34 Ravenscroft Circ, Toronto	Detached	3	3	19	\$1,250K	\$1,230K
	69 Heathview Ave, Toronto	Detached	3	3	2	\$1,150K	\$1,351K
	709A, 19 Singer Crt, Toronto	Condo	1	1	33	\$260K	\$252K
	1910, 29 Singer Crt, Toronto	Condo	1	1	54	\$289K	\$280K
8 August, 2015	1908, 2 Rean Dr, Toronto	Condo	1	2	52	\$370K	\$360K
9 August, 2015	7 Thorny Vine Way, Toronto	Townhouse	3	3	8	\$399K	\$441K
	30 Bunty Lane, Toronto	Detached	3	3	12	\$1,298K	\$1,553K
	915, 15 Singer Crt, Toronto	Condo	1	2	28	\$324K	\$319K
	1504, 660 Sheppard Ave, Toronto	Condo	2	3	105	\$1,149K	\$1,060K
	1817, 19 Singer Crt, Toronto	Condo	1	1	46	\$329K	\$310K
10 August, 2015	48 Bathford Cres, Toronto	Detached	3	4	27	\$1,098K	\$1,045K
	706, 17 Kenaston Gdns, Toronto	Condo	1	2	25	\$428K	\$438K
11 August, 2015	520, 650 Sheppard Ave, Toronto	Condo	1	1	36	\$330K	\$310K
	811, 1 Rean Dr, Toronto	Condo	1	1	15	\$305K	\$295K
12 August, 2015	314, 19 Barberry Pl, Toronto	Condo	1	1	5	\$272K	\$265K
	1001, 18 Kenaston Gdns, Toronto	Condo	2	1	59	\$295K	\$290K
13 August, 2015	315, 19 Barberry Pl, Toronto	Condo	1	2	29	\$369K	\$360K
	906, 3 Rean Dr, Toronto	Condo	1	1	34	\$300K	\$290K
	Gv210, 2 Rean Dr, Toronto	Condo	1	2	29	\$540K	\$530K
14 August, 2015	511, 27 Rean Dr, Toronto	Condo	1	1	113	\$315K	\$303K
15 August, 2015	1102, 29 Singer Crt, Toronto	Condo	1	2	34	\$419K	\$405K
16 August, 2015	801, 1 Rean Dr, Toronto	Condo	1	2	72	\$389K	\$375K
17 August, 2015	209, 9 Greenbriar Rd, Toronto	Condo	3	3	29	\$600K	\$590K

Data

Month, Day, Year of Sold Date	Address1	Property Type	Bedrooms	Washrooms	Days on the Market	List Price	Sold Price
17 August, 2015	909B, 19 Singer Crt, Toronto	Condo	1	1	5	\$200K	\$197K
	Ph12, 29 Singer Crt, Toronto	Condo	1	1	47	\$319K	\$313K
18 August, 2015	2004, 17 Barberrry Pl, Toronto	Townhouse	2	2	5	\$365K	\$358K
	Th 15, 8 Rean Dr, Toronto	Condo	1	4	32	\$895K	\$826K
19 August, 2015	523, 2885 Bayview Ave, Toronto	Condo	1	1	22	\$375K	\$372K
20 August, 2015	12 Maureen Dr, Toronto	Detached	3	2	11	\$1,495K	\$1,515K
	14 Maureen Dr, Toronto	Detached	3	2	11	\$1,495K	\$1,495K
	21 Bayberry Cres, Toronto	Detached	3	3	4	\$1,450K	\$1,618K
	1124, 2885 Bayview Ave, Toronto	Condo	1	1	8	\$385K	\$385K
22 August, 2015	625, 19 Singer Crt, Toronto	Condo	1	1	24	\$260K	\$256K
23 August, 2015	2117, 121 McMahan Dr, Toronto	Condo	2	2	12	\$380K	\$419K
24 August, 2015	512, 676 Sheppard Ave, Toronto	Condo	1	2	29	\$372K	\$365K
25 August, 2015	311, 17 Kenaston Gdns, Toronto	Condo	1	1	24	\$327K	\$322K
	604, 17 Barberrry Pl, Toronto	Townhouse	2	2	20	\$348K	\$344K
	1706, 3 Rean Dr, Toronto	Condo	1	2	42	\$339K	\$330K
27 August, 2015	209B, 19 Singer Crt, Toronto	Condo	1	1	19	\$212K	\$205K
	714, 19 Barberrry Pl, Toronto	Condo	1	1	18	\$274K	\$268K
29 August, 2015	312, 3 Rean Dr, Toronto	Condo	1	2	3	\$419K	\$425K
30 August, 2015	106 Wild Briarway , Toronto	Townhouse	4	2	7	\$510K	\$518K
	707, 15 Singer Crt, Toronto	Condo	1	1	32	\$290K	\$283K
	1103, 15 Singer Crt, Toronto	Condo	1	1	74	\$286K	\$282K
	1903, 33 Singer Crt, Toronto	Condo	1	1	15	\$334K	\$308K
31 August, 2015	Ph8, 650 Sheppard Ave, Toronto	Condo	1	2	28	\$559K	\$529K
1 September, 2015	1304, 1 Rean Dr, Toronto	Condo	1	1	11	\$310K	\$299K
2 September, 2015	1015, 2885 Bayview Ave, Toronto	Condo	1	2	12	\$419K	\$408K
3 September, 2015	2706, 17 Barberrry Pl, Toronto	Townhouse	2	2	87	\$749K	\$749K
4 September, 2015	#912, 33 Singer Crt, Toronto	Condo	1	1	72	\$288K	\$281K
7 September, 2015	3 Allview Cres, Toronto	Detached	4	3	6	\$1,050K	\$1,184K

Data

Month, Day, Year of Sold Date	Address1	Property Type	Bedrooms	Washrooms	Days on the Market	List Price	Sold Price
7 September, 2015	54 Citation Dr, Toronto	Detached	3	3	8	\$1,589K	\$1,640K
	301, 33 Singer Crt, Toronto	Condo	1	1	38	\$329K	\$315K
	331, 2885 Bayview Ave, Toronto	Condo	1	2	8	\$469K	\$440K
	415, 27 Rean Dr, Toronto	Condo	1	2	45	\$322K	\$315K
	Lph2701, 3 Rean Dr, Toronto	Condo	1	3	134	\$699K	\$656K
8 September, 2015	615, 19 Barberry Pl, Toronto	Condo	1	2	14	\$383K	\$379K
	813, 3 Rean Dr, Toronto	Condo	1	1	10	\$300K	\$296K
	Th 121, 17 Barberry Pl, Toronto	Townhouse	2	3	20	\$599K	\$593K
9 September, 2015	33 Woodthrush Crt, Toronto	Detached	3	3	10	\$1,495K	\$1,562K
10 September, 2015	219, 2885 Bayview Ave, Toronto	Condo	1	1	65	\$350K	\$348K
	511, 650 Sheppard Ave, Toronto	Condo	1	1	90	\$310K	\$290K
	1107, 19 Singer Crt, Toronto	Condo	1	1	25	\$343K	\$334K
11 September, 2015	79 Thorny Vine Way, Toronto	Townhouse	3	2	4	\$435K	\$428K
	607, 33 Singer Crt, Toronto	Condo	1	1	33	\$278K	\$268K
	2807, 33 Singer Crt, Toronto	Condo	1	1	7	\$294K	\$288K
14 September, 2015	33 Whitelock Cres, Toronto	Detached	3	3	8	\$1,295K	\$1,465K
	41 Geraldton Cres, Toronto	Detached	4	3	7	\$1,098K	\$1,205K
	102, 15 Rean Dr, Toronto	Condo	1	1	12	\$390K	\$380K
	810, 33 Singer Crt, Toronto	Condo	1	1	14	\$298K	\$294K
	1905, 17 Barberry Pl, Toronto	Townhouse	2	2	68	\$350K	\$344K
15 September, 2015	1004, 8 Rean Dr, Toronto	Condo	1	1	25	\$309K	\$310K
16 September, 2015	60 Sumner Heights Dr, Toronto	Detached	3	3	3	\$1,498K	\$1,750K
	727, 2885 Bayview Ave, Toronto	Condo	1	1	42	\$390K	\$380K
	1509, 18 Kenaston Gdns, Toronto	Condo	2	2	15	\$470K	\$462K
17 September, 2015	107, 662 Sheppard Ave, Toronto	Condo	2	2	63	\$699K	\$680K
	1126, 2885 Bayview Ave, Toronto	Condo	1	1	8	\$430K	\$428K
18 September, 2015	611, 18 Kenaston Gdns, Toronto	Condo	2	1	25	\$307K	\$302K
20 September, 2015	41 Knollview Cres, Toronto	Other	4	4	7	\$1,299K	\$1,350K

Data

Month, Day, Year of Sold Date	Address1	Property Type	Bedrooms	Washrooms	Days on the Market	List Price	Sold Price
20 September, 2015	1315, 2885 Bayview Ave, Toronto	Condo	1	1	18	\$390K	\$388K
21 September, 2015	18 Citation Dr, Toronto	Detached	3	3	7	\$1,498K	\$1,700K
	313, 8 Rean Dr, Toronto	Condo	1	1	14	\$293K	\$288K
22 September, 2015	310, 8 Rean Dr, Toronto	Condo	1	2	19	\$358K	\$345K
23 September, 2015	314, 676 Sheppard Ave, Toronto	Condo	1	2	31	\$548K	\$545K
24 September, 2015	3 Rean Dr, Toronto	Condo	1	2	28	\$370K	\$356K
	192 Burbank Dr, Toronto	Detached	3	3	5	\$1,200K	\$1,100K
	1005, 19 Singer Crt, Toronto	Condo	1	1	9	\$337K	\$330K
25 September, 2015	1112, 19 Singer Crt, Toronto	Condo	1	1	17	\$272K	\$266K
26 September, 2015	507, 662 Sheppard Ave, Toronto	Condo	2	2	4	\$738K	\$730K
27 September, 2015	28 Restwell Cres, Toronto	Detached	4	4	17	\$1,888K	\$2,128K
	1310, 2885 Bayview Ave, Toronto	Condo	1	1	40	\$390K	\$387K
	1408, 18 Kenaston Gdns, Toronto	Condo	2	2	95	\$375K	\$372K
28 September, 2015	51 Morewood Cres, Toronto	Detached	3	4	6	\$1,568K	\$1,805K
	121 Thorny Vineway , Toronto	Townhouse	4	2	17	\$426K	\$417K
	1210, 15 Singer Crt, Toronto	Condo	1	2	17	\$450K	\$440K
	1313, 2885 Bayview Ave, Toronto	Condo	1	1	8	\$416K	\$421K
29 September, 2015	9 Gatehead Rd, Toronto	Detached	4	4	16	\$1,199K	\$1,270K
	40 Foxwarren Dr, Toronto	Detached	3	3	15	\$1,500K	\$1,460K
	808, 15 Singer Crt, Toronto	Condo	1	1	86	\$275K	\$270K
30 September, 2015	914, 2 Rean Dr, Toronto	Condo	1	1	7	\$295K	\$288K
4 October, 2015	52 Tangle Briarway Way, Toronto	Townhouse	4	3	5	\$430K	\$420K
	Gv25, 8 Rean Dr, Toronto	Condo	1	1	26	\$370K	\$370K
5 October, 2015	27 Wycliffe Cres, Toronto	Detached	4	2	5	\$1,200K	\$1,450K
	119 Alamosa Dr, Toronto	Detached	4	5	53	\$1,538K	\$1,395K
	608, 2885 Bayview Ave, Toronto	Condo	1	1	50	\$245K	\$239K
6 October, 2015	43 Hawksbury Dr, Toronto	Detached	5	8	1	\$3,200K	\$3,260K
	415, 18 Kenaston Gdns, Toronto	Condo	2	1	31	\$303K	\$295K

Data

Month, Day, Year of Sold Date	Address1	Property Type	Bedrooms	Washrooms	Days on the Market	List Price	Sold Price
6 October, 2015	1005, 2885 Bayview Ave, Toronto	Condo	1	1	21	\$344K	\$338K
	Lph05, 18 Kenaston Gdns, Toronto	Condo	2	1	21	\$319K	\$315K
8 October, 2015	10 Red Maple Crt, Toronto	Townhouse	3	3	17	\$850K	\$830K
	Lpho8, 676 Sheppard Ave, Toronto	Condo	1	2	44	\$789K	\$732K
9 October, 2015	18 Woodthrush Crt, Toronto	Detached	3	4	26	\$1,550K	\$1,551K
	1309, 18 Kenaston Gdns, Toronto	Condo	2	2	16	\$465K	\$458K
	Ph703, 18 Rean Dr, Toronto	Condo	1	1	18	\$343K	\$328K
10 October, 2015	905, 19 Singer Crt, Toronto	Condo	1	1	33	\$315K	\$310K
11 October, 2015	1415, 2885 Bayview Ave, Toronto	Condo	1	1	24	\$390K	\$380K
	Th05, 131 McMahan Dr, Toronto	Townhouse	3	4	73	\$1,099K	\$1,099K
12 October, 2015	430, 2885 Bayview Ave, Toronto	Condo	1	2	50	\$405K	\$395K
	1612, 17 Barberry Pl, Toronto	Townhouse	2	2	49	\$359K	\$353K
13 October, 2015	20 Elsa Vine Way, Toronto	Townhouse	3	2	27	\$488K	\$483K
	Ph03, 12 Rean Dr, Toronto	Condo	2	2	26	\$530K	\$524K
14 October, 2015	1602, 3 Rean Dr, Toronto	Condo	1	2	19	\$339K	\$333K
	Ph 21, 19 Singer Crt, Toronto	Condo	1	2	24	\$495K	\$480K
	Ph01A, 19 Singer Crt, Toronto	Condo	1	1	72	\$255K	\$250K
15 October, 2015	49 Blue Ridge Rd, Toronto	Detached	4	4	3	\$1,599K	\$1,810K
	205, 23 Rean Dr, Toronto	Condo	2	3	67	\$895K	\$850K
	322, 2756 Old Leslie St, Toronto	Condo	1	2	71	\$477K	\$460K
16 October, 2015	# 617, 2885 Bayview Ave, Toronto	Condo	1	2	6	\$435K	\$424K
17 October, 2015	1605, 29 Singer Crt, Toronto	Condo	1	2	20	\$395K	\$388K
	1903, 29 Singer Crt, Toronto	Condo	1	1	82	\$297K	\$292K
18 October, 2015	109, 3 Rean Dr, Toronto	Condo	1	1	4	\$305K	\$305K
	204, 650 Sheppard Ave, Toronto	Condo	1	1	11	\$315K	\$315K
	216, 27 Rean Dr, Toronto	Condo	1	2	46	\$380K	\$365K
19 October, 2015	26 Bathford Cres, Toronto	Detached	5	2	1	\$1,050K	\$1,015K
	102, 8 Rean Dr, Toronto	Condo	1	1	42	\$310K	\$306K

Data

Month, Day, Year of Sold Date	Address1	Property Type	Bedrooms	Washrooms	Days on the Market	List Price	Sold Price
19 October, 2015	411, 2885 Bayview Ave, Toronto	Condo	1	1	89	\$349K	\$335K
	1516, 2885 Bayview Ave, Toronto	Condo	1	2	12	\$520K	\$514K
20 October, 2015	210, 38 Kenaston Gdns, Toronto	Townhouse	2	2	101	\$548K	\$526K
	1116, 19 Singer Crt, Toronto	Condo	1	1	32	\$254K	\$246K
	2208, 3 Rean Dr, Toronto	Condo	1	2	5	\$368K	\$358K
21 October, 2015	118 Alamosa Dr, Toronto	Detached	4	4	9	\$1,299K	\$1,256K
	213, 3 Rean Dr, Toronto	Condo	1	1	35	\$264K	\$250K
	413, 676 Sheppard Ave, Toronto	Condo	1	2	37	\$450K	\$442K
22 October, 2015	405, 8 Rean Dr, Toronto	Condo	1	2	59	\$359K	\$350K
	511, 17 Kenaston Gdns, Toronto	Condo	1	1	122	\$330K	\$325K
	1111, 15 Singer Crt, Toronto	Condo	1	2	23	\$309K	\$309K
	2708, 121 McMahan Dr, Toronto	Condo	2	2	10	\$469K	\$464K
23 October, 2015	Th1, 25 Singer Crt, Toronto	Townhouse	3	3	19	\$699K	\$675K
25 October, 2015	8 Gatehead Rd, Toronto	Detached	5	4	34	\$1,400K	\$1,300K
	421, 27 Rean Dr, Toronto	Condo	1	1	19	\$306K	\$300K
26 October, 2015	10 Geraldton Cres, Toronto	Detached	4	3	8	\$1,188K	\$1,310K
	109, 1 Rean Dr, Toronto	Condo	1	2	13	\$339K	\$330K
	713, 2885 Bayview Ave, Toronto	Condo	1	2	49	\$419K	\$408K
27 October, 2015	17 Ravenscroft Circ, Toronto	Detached	3	3	12	\$1,450K	\$1,450K
	101 Wild Briarway Way, Toronto	Townhouse	3	2	33	\$500K	\$510K
28 October, 2015	707, 27 Rean Dr, Toronto	Condo	1	2	31	\$440K	\$423K
30 October, 2015	39 Blue Ridge Rd, Toronto	Detached	5	4	4	\$1,695K	\$1,800K
	711, 19 Singer Crt, Toronto	Condo	1	1	24	\$279K	\$266K
31 October, 2015	2501, 1 Rean Dr, Toronto	Condo	1	2	50	\$423K	\$399K
1 November, 2015	423, 27 Rean Dr, Toronto	Condo	1	1	94	\$369K	\$328K
2 November, 2015	608, 19 Singer Crt, Toronto	Condo	1	2	33	\$469K	\$444K
	619, 19 Singer Crt, Toronto	Condo	1	2	40	\$339K	\$330K
3 November, 2015	104, 662 Sheppard Ave, Toronto	Condo	2	2	50	\$800K	\$765K

Data

Month, Day, Year of Sold Date	Address1	Property Type	Bedrooms	Washrooms	Days on the Market	List Price	Sold Price
3 November, 2015	414, 18 Kenaston Gdns, Toronto	Condo	2	2	65	\$393K	\$387K
	Ph2-03, 17 Barberrry Pl, Toronto	Townhouse	2	2	120	\$750K	\$720K
4 November, 2015	4 Bessarion Rd, Toronto	Semi-Detached	4	4	1	\$898K	\$888K
	520, 19 Singer Crt, Toronto	Condo	1	2	31	\$338K	\$335K
5 November, 2015	11 Whitelock Cres, Toronto	Detached	4	7	32	\$3,198K	\$3,050K
	316, 676 Sheppard Ave, Toronto	Condo	1	2	31	\$395K	\$380K
	1505, 2 Rean Dr, Toronto	Condo	1	2	99	\$426K	\$392K
7 November, 2015	311, 27 Rean Dr, Toronto	Condo	1	1	115	\$300K	\$294K
	319, 2885 Bayview Ave, Toronto	Condo	1	1	5	\$355K	\$349K
8 November, 2015	10 King Maple Pl, Toronto	Detached	4	6	62	\$4,595K	\$4,375K
	330, 2885 Bayview Ave, Toronto	Condo	1	1	3	\$409K	\$399K
	2007, 29 Singer Crt, Toronto	Condo	1	1	7	\$286K	\$283K
9 November, 2015	27 Flaremore Cres, Toronto	Detached	3	2	8	\$1,450K	\$1,800K
	1110, 29 Singer Crt, Toronto	Condo	1	1	22	\$294K	\$292K
	Th3, 76 Castlebury Cres, Toronto	Townhouse	3	2	8	\$399K	\$430K
12 November, 2015	107, 1 Rean Dr, Toronto	Condo	1	3	1	\$525K	\$510K
	215, 18 Rean Dr, Toronto	Condo	1	2	20	\$375K	\$368K
15 November, 2015	618, 19 Barberrry Pl, Toronto	Condo	1	2	61	\$325K	\$312K
	702, 33 Singer Crt, Toronto	Condo	1	2	47	\$380K	\$372K
16 November, 2015	46 Woody Vineway Way, Toronto	Townhouse	3	3	56	\$429K	\$431K
	712, 1 Rean Dr, Toronto	Condo	1	2	41	\$365K	\$356K
17 November, 2015	808, 17 Barberrry Pl, Toronto	Townhouse	2	2	16	\$339K	\$330K
18 November, 2015	2811, 29 Singer Crt, Toronto	Condo	1	2	46	\$437K	\$417K
19 November, 2015	Th01, 33 Singer Crt, Toronto	Condo	1	3	51	\$679K	\$663K
23 November, 2015	19 Sutcliffe Dr, Toronto	Detached	4	3	8	\$1,495K	\$1,465K
24 November, 2015	207, 19 Barberrry Pl, Toronto	Condo	1	2	41	\$329K	\$320K
25 November, 2015	1113, 3 Rean Dr, Toronto	Condo	1	1	23	\$275K	\$271K
26 November, 2015	725, 19 Singer Crt, Toronto	Condo	1	1	32	\$253K	\$243K

Data

Month, Day, Year of Sold Date	Address1	Property Type	Bedrooms	Washrooms	Days on the Market	List Price	Sold Price
26 November, 2015	2510, 1 Rean Dr, Toronto	Condo	1	2	42	\$422K	\$398K
27 November, 2015	2707, 29 Singer Crt, Toronto	Condo	1	1	33	\$290K	\$281K
29 November, 2015	206, 15 Singer Crt, Toronto	Condo	1	1	10	\$288K	\$274K
	1802, 19 Singer Crt, Toronto	Condo	1	1	105	\$300K	\$290K
30 November, 2015	29 Singer Crt, Toronto	Condo	1	2	61	\$435K	\$423K
2 December, 2015	20 Burleigh Heights Dr, Toronto	Detached	3	2	1	\$1,450K	\$1,658K
	204, 18 Kenaston Gdns, Toronto	Condo	2	2	59	\$349K	\$335K
4 December, 2015	2, 23 Elkhorn Dr, Toronto	Townhouse	3	5	60	\$1,100K	\$1,070K
	20 Curly Vineway Way, Toronto	Townhouse	3	3	26	\$425K	\$420K
	2506, 29 Singer Crt, Toronto	Condo	1	1	80	\$284K	\$278K
6 December, 2015	1801, 17 Barberrry Pl, Toronto	Townhouse	2	2	14	\$350K	\$350K
7 December, 2015	525, 19 Singer Crt, Toronto	Condo	1	1	50	\$250K	\$244K
	2002, 29 Singer Crt, Toronto	Condo	1	2	19	\$425K	\$421K
8 December, 2015	208, 3 Rean Dr, Toronto	Condo	1	2	16	\$380K	\$356K
9 December, 2015	1011, 19 Singer Crt, Toronto	Condo	1	1	24	\$270K	\$268K
10 December, 2015	39 Foxwarren Dr, Toronto	Detached	4	7	71	\$2,790K	\$2,640K
	205, 1 Rean Dr, Toronto	Condo	1	2	17	\$418K	\$405K
	309, 2885 Bayview Ave, Toronto	Condo	1	1	36	\$349K	\$347K
	1211, 29 Singer Crt, Toronto	Condo	1	2	84	\$419K	\$410K
	2006, 17 Barberrry Pl, Toronto	Townhouse	2	1	36	\$280K	\$270K
13 December, 2015	37 Viamede Cres, Toronto	Detached	3	3	7	\$1,450K	\$1,633K
15 December, 2015	18 Bayberry Cres, Toronto	Detached	4	6	37	\$2,899K	\$2,800K
	19 Singer Crt, Toronto	Condo	1	2	33	\$409K	\$390K
	1103, 3 Rean Dr, Toronto	Condo	1	2	51	\$355K	\$342K
	1611, 19 Singer Crt, Toronto	Condo	1	1	9	\$233K	\$233K
	Gv218, 8 Rean Dr, Toronto	Condo	1	2	28	\$499K	\$494K
16 December, 2015	1503, 2 Rean Dr, Toronto	Condo	1	2	52	\$369K	\$360K
	2510, 33 Singer Crt, Toronto	Condo	1	1	61	\$319K	\$307K

Data

Month, Day, Year of Sold Date	Address1	Property Type	Bedrooms	Washrooms	Days on the Market	List Price	Sold Price
17 December, 2015	1802, 8 Rean Dr, Toronto	Condo	1	2	23	\$365K	\$357K
	1809, 17 Barberry Pl, Toronto	Townhouse	2	2	58	\$339K	\$332K
	Th11, 8 Rean Dr, Toronto	Condo	1	4	14	\$749K	\$715K
20 December, 2015	503, 33 Singer Crt, Toronto	Condo	1	1	55	\$295K	\$276K
	606, 27 Rean Dr, Toronto	Condo	1	1	40	\$315K	\$310K
21 December, 2015	15 Wycliffe Cres, Toronto	Detached	5	7	20	\$2,898K	\$2,789K
	212, 15 Singer Crt, Toronto	Condo	1	2	71	\$335K	\$322K
	1206, 29 Singer Crt, Toronto	Condo	1	1	42	\$240K	\$237K
22 December, 2015	705, 3 Rean Dr, Toronto	Condo	1	2	78	\$398K	\$387K
27 December, 2015	909, 2885 Bayview Ave, Toronto	Condo	1	2	19	\$420K	\$413K
29 December, 2015	#302, 1 Watergarden Way, Toronto	Condo	3	3	44	\$1,089K	\$980K
31 December, 2015	86 Wild Briarway Rd, Toronto	Townhouse	4	3	42	\$530K	\$520K
3 January, 2016	417, 650 Sheppard Ave, Toronto	Condo	1	1	110	\$326K	\$319K
4 January, 2016	1004, 17 Barberry Pl, Toronto	Townhouse	2	2	83	\$358K	\$338K
5 January, 2016	626, 27 Rean Dr, Toronto	Condo	1	1	50	\$228K	\$227K
7 January, 2016	710, 20 Bloorview Pl, Toronto	Condo	2	2	53	\$453K	\$446K
9 January, 2016	1507, 29 Singer Crt, Toronto	Condo	1	1	9	\$255K	\$252K
12 January, 2016	908, 8 Rean Dr, Toronto	Condo	1	2	42	\$420K	\$408K
	2907, 33 Singer Crt, Toronto	Condo	1	1	17	\$285K	\$279K
13 January, 2016	15, 25 Elkhorn Dr, Toronto	Townhouse	3	5	104	\$1,098K	\$1,066K
15 January, 2016	422, 650 Sheppard Ave, Toronto	Condo	1	1	12	\$320K	\$307K
16 January, 2016	603, 33 Singer Crt, Toronto	Condo	1	1	50	\$294K	\$290K
	715, 15 Singer Crt, Toronto	Condo	1	2	63	\$330K	\$315K
	1910, 8 Rean Dr, Toronto	Condo	1	2	2	\$545K	\$575K
17 January, 2016	309, 676 Sheppard Ave, Toronto	Condo	1	2	68	\$390K	\$378K
18 January, 2016	23 Wycliffe Cres, Toronto	Detached	2	3	8	\$1,565K	\$1,701K
21 January, 2016	904, 17 Barberry Pl	Condo	1	2	34	\$359K	\$341K
22 January, 2016	2908, 121 McMahan Dr	Condo	2	2	24	\$475K	\$469K

Data

Month, Day, Year of Sold Date	Address1	Property Type	Bedrooms	Washrooms	Days on the Market	List Price	Sold Price
23 January, 2016	304, 18 Rean Dr	Condo	1	1	80	\$335K	\$325K
25 January, 2016	132 Burbank Dr	Detached	4	2	2	\$1,538K	\$1,585K
26 January, 2016	11 Tally Lane	Detached	3	3	8	\$1,750K	\$2,008K
	503, 23 Rean Dr	Condo	2	2	36	\$500K	\$470K
	1114, 8 Rean Dr	Condo	1	1	22	\$285K	\$280K
27 January, 2016	30 Citation Dr	Detached	3	3	8	\$1,699K	\$1,890K
	41 Hi Mount Dr	Detached	6	8	8	\$3,998K	\$3,800K
	906, 18 Kenaston Gdns	Condo	1	1	79	\$309K	\$303K
28 January, 2016	519, 19 Singer Crt	Condo	1	2	10	\$363K	\$350K
29 January, 2016	639, 2885 Bayview Ave	Condo	1	1	22	\$379K	\$372K
30 January, 2016	2206, 3 Rean Dr	Condo	1	2	4	\$328K	\$325K
31 January, 2016	3 Curly Vineway Way	Townhouse	3	3	6	\$429K	\$410K
1 February, 2016	211, 18 Kenaston Gdns	Condo	1	2	44	\$369K	\$360K
2 February, 2016	9 Whittaker Cres	Detached	3	3	8	\$1,499K	\$1,755K
	1110, 33 Singer Crt	Condo	1	1	18	\$309K	\$294K
3 February, 2016	16 Whitelock Cres	Detached	3	2	9	\$1,295K	\$1,311K
5 February, 2016	Gv211, 2 Rean Dr	Townhouse	3	2	79	\$539K	\$530K
7 February, 2016	66 Tangle Briarway	Townhouse	3	3	6	\$515K	\$508K
8 February, 2016	144 Burbank Dr	Detached	3	2	7	\$1,750K	\$1,935K
	312, 121 McMahan Dr	Condo	1	1	62	\$349K	\$329K
	707, 12 Rean Dr	Condo	2	2	35	\$625K	\$615K
	1305, 18 Kenaston Gdns	Condo	1	1	28	\$309K	\$301K
	1715, 19 Singer Crt	Condo	1	1	11	\$250K	\$248K
	2809, 29 Singer Crt	Condo	2	2	27	\$409K	\$404K
9 February, 2016	2 Arrowstook Rd	Detached	3	3	8	\$1,495K	\$1,502K
	4 Burleigh Heights Dr	Detached	3	1	15	\$1,498K	\$1,480K
	8 Alamosa Dr	Detached	4	3	0	\$1,348K	\$1,370K
	45 Brucedale Cres	Detached	3	3	0	\$1,788K	\$1,730K

Data

Month, Day, Year of Sold Date	Address1	Property Type	Bedrooms	Washrooms	Days on the Market	List Price	Sold Price
9 February, 2016	59 Alamosa Dr	Detached	4	7	13	\$3,388K	\$3,220K
	2205, 33 Singer Crt	Condo	2	2	78	\$409K	\$400K
	2506, 3 Rean Dr	Condo	1	2	6	\$332K	\$332K
10 February, 2016	21 Geraldton Cres	Detached	3	3	0	\$1,098K	\$1,230K
	315, 650 Sheppard Ave E	Condo	1	1	34	\$305K	\$300K
11 February, 2016	218, 18 Kenaston Gdns	Condo	2	2	38	\$399K	\$382K
12 February, 2016	1508, 2 Rean Dr	Condo	2	2	78	\$409K	\$408K
14 February, 2016	1016, 121 McMahan Dr	Condo	1	1	6	\$339K	\$320K
15 February, 2016	202, 12 Rean Dr	Condo	1	1	3	\$365K	\$360K
	716, 2756 Old Leslie St E	Condo	2	2	8	\$599K	\$590K
	2615, 29 Singer Crt	Condo	1	1	14	\$350K	\$338K
18 February, 2016	302, 650 Sheppard Ave E	Condo	1	1	14	\$310K	\$306K
20 February, 2016	911, 8 Rean Dr	Condo	1	1	2	\$290K	\$292K
	Ph03, 19 Singer Crt	Condo	1	1	2	\$299K	\$299K
22 February, 2016	201, 9 Greenbriar Rd	Condo	1	1	115	\$239K	\$230K
	607, 29 Singer Crt	Condo	1	1	47	\$283K	\$279K
	712, 27 Rean Dr	Condo	1	1	67	\$360K	\$355K
	901, 18 Kenaston Gdns	Condo	1	1	8	\$300K	\$306K
23 February, 2016	703, 15 Singer Crt	Condo	1	1	38	\$280K	\$275K
24 February, 2016	321, 2756 Old Leslie St	Condo	2	2	51	\$455K	\$430K
25 February, 2016	45 Canary Cres	Detached	3	3	9	\$1,450K	\$1,395K
	307, 15 Singer Crt	Condo	1	1	35	\$286K	\$284K
	515, 650 Sheppard Ave E	Condo	1	1	19	\$312K	\$312K
	610, 1 Rean Dr	Condo	1	2	17	\$345K	\$335K
26 February, 2016	10 Citation Dr	Detached	3	3	7	\$1,862K	\$1,850K
	26 Eunice Rd	Detached	4	5	10	\$1,619K	\$1,595K
	912, 2885 Bayview Ave	Condo	1	2	44	\$419K	\$409K
28 February, 2016	2102, 1 Rean Dr	Condo	1	2	17	\$371K	\$362K

Data

Month, Day, Year of Sold Date	Address1	Property Type	Bedrooms	Washrooms	Days on the Market	List Price	Sold Price
1 March, 2016	907, 19 Singer Crt	Condo	1	1	144	\$304K	\$293K
2 March, 2016	38 Burbank Dr	Detached	3	3	9	\$1,499K	\$1,807K
	94 Wild Briarway	Townhouse	4	2	8	\$518K	\$560K
	141 Woody Vineway	Townhouse	3	3	44	\$440K	\$415K
	1601, 29 Singer Crt	Condo	1	1	28	\$345K	\$338K
4 March, 2016	42 Brucedale Cres	Detached	4	3	17	\$1,388K	\$1,380K
5 March, 2016	112 Wild Briarway	Townhouse	3	2	2	\$469K	\$540K
7 March, 2016	305, 676 Sheppard Ave E	Condo	1	2	28	\$396K	\$381K
9 March, 2016	215, 27 Rean Dr	Condo	1	2	37	\$350K	\$345K
	403, 23 Rean Dr	Condo	2	2	10	\$520K	\$488K
	406, 2756 Old Leslie St	Condo	1	1	153	\$315K	\$312K
	413, 17 Kenaston Gdns	Condo	1	1	99	\$336K	\$327K
	1516, 121 McMahan Dr	Condo	1	1	21	\$337K	\$327K
	2010, 33 Singer Crt	Condo	1	1	22	\$320K	\$316K
10 March, 2016	22 Knollview Cres	Detached	3	2	30	\$1,590K	\$1,550K
	907, 121 McMahan Dr	Condo	1	1	5	\$305K	\$295K
12 March, 2016	507, 33 Singer Crt	Condo	1	1	8	\$286K	\$286K
13 March, 2016	513, 8 Rean Dr	Condo	1	1	26	\$292K	\$287K
	703, 33 Singer Crt	Condo	1	1	34	\$299K	\$293K
	1805, 29 Singer Crt	Condo	2	2	7	\$415K	\$412K
14 March, 2016	22 Sifton Crt	Detached	4	4	0	\$2,750K	\$2,960K
	238, 2885 Bayview Ave	Condo	1	1	29	\$365K	\$358K
	Ph01B, 19 Singer Crt	Condo	1	1	172	\$329K	\$322K
15 March, 2016	208, 23 Rean Dr	Condo	1	1	96	\$394K	\$385K
	709, 18 Rean Dr	Condo	1	2	67	\$399K	\$392K
	1208, 17 Barberry Pl	Condo	1	2	13	\$365K	\$350K
	1421, 2885 Bayview Ave	Condo	1	1	42	\$390K	\$385K
16 March, 2016	25 Restwell Cres	Detached	3	3	39	\$2,200K	\$2,191K

Data

Month, Day, Year of Sold Date	Address1	Property Type	Bedrooms	Washrooms	Days on the Market	List Price	Sold Price
16 March, 2016	90 Woody Vineway Rd	Townhouse	3	3	2	\$450K	\$472K
	606, 2 Rean Dr	Condo	1	1	26	\$295K	\$291K
	1001B, 660 Sheppard Ave E	Condo	2	3	60	\$1,188K	\$1,120K
17 March, 2016	905, 17 Barberry Pl	Condo	1	2	66	\$354K	\$341K
	1010, 15 Singer Crt	Condo	2	2	56	\$469K	\$447K
	1101, 121 McMahan Dr	Condo	1	1	28	\$359K	\$342K
	1117, 121 McMahan Dr	Condo	2	2	4	\$412K	\$417K
	3005, 33 Singer Crt	Condo	2	2	12	\$435K	\$417K
18 March, 2016	Th12, 25 Singer Crt	Townhouse	3	3	27	\$708K	\$689K
20 March, 2016	720, 19 Singer Crt	Condo	1	2	2	\$343K	\$337K
21 March, 2016	608, 29 Singer Crt	Condo	1	1	8	\$288K	\$281K
	811, 19 Barberry Pl	Condo	1	2	9	\$328K	\$326K
	1723, 19 Singer Crt	Condo	2	2	44	\$529K	\$506K
	2605, 1 Rean Dr	Condo	3	3	3	\$888K	\$878K
23 March, 2016	22 Hawksbury Dr	Detached	3	3	6	\$1,990K	\$2,380K
	414, 3 Rean Dr	Condo	1	1	72	\$278K	\$275K
	1111, 33 Singer Crt	Condo	2	2	13	\$419K	\$425K
	Ph12, 121 McMahan Dr	Condo	1	1	45	\$375K	\$360K
24 March, 2016	7, 23 Elkhorn Dr	Townhouse	3	5	11	\$1,148K	\$1,138K
	15 Flaremore Cres	Detached	3	3	3	\$1,750K	\$2,010K
	20 Tangle Briarway Way	Townhouse	4	4	8	\$539K	\$528K
	2209, 33 Singer Crt	Condo	2	2	16	\$405K	\$398K
25 March, 2016	319, 650 Sheppard Ave E	Condo	1	1	71	\$319K	\$309K
26 March, 2016	1111, 121 McMahan Dr	Condo	1	1	56	\$329K	\$327K
28 March, 2016	202, 15 Singer Crt	Condo	2	2	17	\$409K	\$390K
	1508, 17 Barberry Pl N	Condo	1	2	23	\$349K	\$379K
	2110, 121 McMahan Dr	Condo	1	1	14	\$338K	\$335K
29 March, 2016	66 Hawksbury Dr	Detached	3	3	8	\$1,999K	\$2,532K

Data

Month, Day, Year of Sold Date	Address1	Property Type	Bedrooms	Washrooms	Days on the Market	List Price	Sold Price
29 March, 2016	902, 1 Rean Dr	Condo	1	1	23	\$328K	\$317K
	1116, 2885 Bayview Ave	Condo	2	2	58	\$480K	\$460K
	Ph03, 33 Singer Crt	Condo	1	1	69	\$310K	\$307K
30 March, 2016	53 Viamede Cres	Detached	3	2	3	\$1,565K	\$1,680K
	502B, 660 Sheppard Ave E	Condo	2	2	31	\$739K	\$720K
31 March, 2016	82 Page Ave	Detached	4	7	36	\$3,158K	\$2,898K
	606, 676 Sheppard Ave E	Condo	1	2	14	\$430K	\$418K
	614, 17 Kenaston Gdns	Condo	1	1	43	\$335K	\$330K
	701B, 660 Sheppard Ave E	Condo	2	2	43	\$670K	\$630K
	706, 1 Rean Dr	Condo	1	1	27	\$289K	\$293K
2 April, 2016	1014, 2885 Bayview Ave	Condo	1	1	37	\$400K	\$399K
4 April, 2016	53 Forest Grove Dr	Detached	4	5	5	\$2,199K	\$2,508K
	1002, 17 Barberry Pl	Condo	1	1	3	\$295K	\$293K
5 April, 2016	219 Burbank Dr	Detached	4	4	7	\$1,788K	\$2,250K
	321, 650 Sheppard Ave	Condo	1	1	19	\$325K	\$318K
	2112, 29 Singer Crt	Condo	1	1	12	\$319K	\$310K
6 April, 2016	318, 19 Singer Crt	Condo	1	2	34	\$338K	\$318K
	1718, 19 Singer Crt	Condo	1	2	69	\$350K	\$346K
7 April, 2016	10 Sifton Crt	Detached	3	3	8	\$1,849K	\$1,900K
	15 Foxwarren Dr	Detached	3	3	8	\$1,499K	\$1,721K
	413, 650 Sheppard Ave E	Condo	2	2	0	\$480K	\$480K
8 April, 2016	903C, 662 Sheppard Ave	Condo	2	2	62	\$669K	\$640K
10 April, 2016	1810, 19 Singer Crt	Condo	1	1	7	\$265K	\$261K
	Th2, 25 Singer Crt	Townhouse	3	3	55	\$699K	\$699K
11 April, 2016	2011, 17 Barberry Pl	Condo	1	2	26	\$365K	\$355K
12 April, 2016	42 Citation Dr	Detached	3	4	6	\$1,780K	\$2,184K
	106, 19 Barberry Pl	Condo	1	1	41	\$275K	\$268K
	511, 18 Kenaston Gdns, Toronto	Condo	2	1	25	\$307K	\$304K

Data

Month, Day, Year of Sold Date	Address1	Property Type	Bedrooms	Washrooms	Days on the Market	List Price	Sold Price
12 April, 2016	615, 2756 Old Leslie St, Toronto	Condo	1	1	12	\$278K	\$265K
	1010, 2756 Old Leslie St. St, Toronto	Condo	1	2	19	\$370K	\$362K
	1706, 18 Kenaston Gdns	Condo	1	1	22	\$310K	\$306K
	2605, 33 Singer Crt	Condo	2	2	3	\$439K	\$420K
	Ph10, 121 McMahan Dr, Toronto	Condo	2	1	15	\$379K	\$355K
	Ph20, 19 Singer Crt, Toronto	Condo	1	2	14	\$323K	\$323K
14 April, 2016	6, 1 Watergarden Way	Condo	1	1	76	\$290K	\$280K
	311, 19 Barberry Pl	Condo	1	2	20	\$326K	\$315K
	Gv25, 8 Rean Dr	Townhouse	1	1	35	\$415K	\$407K
	Ph 12, 650 Sheppard Ave E	Condo	2	2	42	\$647K	\$633K
15 April, 2016	415, 18 Rean Dr	Condo	1	2	22	\$378K	\$375K
	1107, 29 Singer Crt	Condo	1	1	1	\$253K	\$255K
	1910, 1 Rean Dr	Condo	2	2	15	\$550K	\$545K
	2308, 121 McMahan Dr	Condo	2	2	21	\$480K	\$468K
16 April, 2016	1323, 2885 Bayview Ave	Condo	1	1	33	\$372K	\$363K
17 April, 2016	96 Tangle Briar Way	Townhouse	3	2	10	\$480K	\$540K
	705, 29 Singer Crt	Condo	2	2	23	\$459K	\$440K
18 April, 2016	1, 7 Dervock Cres	Townhouse	3	4	5	\$750K	\$830K
	30 Palomino Cres	Detached	4	6	13	\$3,199K	\$3,020K
19 April, 2016	15 Viamede Cres	Detached	3	3	1	\$2,500K	\$2,989K
	41 Pepper Vine Way	Townhouse	3	3	7	\$459K	\$470K
	51 Wycliffe Cres	Detached	4	6	7	\$2,849K	\$2,760K
	216, 19 Singer Crt	Condo	1	1	34	\$260K	\$255K
	1710, 18 Kenaston Gdns	Condo	1	1	54	\$310K	\$305K
20 April, 2016	34 Restwell Cres	Detached	3	4	13	\$3,399K	\$3,329K
	207, 18 Kenaston Gdns	Condo	1	1	47	\$338K	\$338K
21 April, 2016	1104, 17 Barberry Pl	Condo	1	2	3	\$389K	\$366K
	2210, 3 Rean Dr	Condo	2	2	29	\$479K	\$462K

Data

Month, Day, Year of Sold Date	Address1	Property Type	Bedrooms	Washrooms	Days on the Market	List Price	Sold Price
22 April, 2016	327, 650 Sheppard Ave E	Condo	2	2	90	\$440K	\$435K
	1106, 121 McMahan Dr	Condo	1	1	4	\$249K	\$247K
	2805, 33 Singer Crt	Condo	2	2	8	\$429K	\$415K
23 April, 2016	1907, 33 Singer Crt	Condo	1	1	37	\$300K	\$287K
24 April, 2016	58 Millgate Cres	Detached	3	4	32	\$1,790K	\$1,766K
25 April, 2016	1022, 2756 Old Leslie St	Condo	1	2	104	\$469K	\$448K
26 April, 2016	116 Alamosa Dr	Detached	4	4	11	\$1,698K	\$1,800K
	815, 121 McMahan Dr	Condo	1	1	48	\$349K	\$336K
	1308, 2885 Bayview Ave	Condo	0	1	28	\$260K	\$239K
27 April, 2016	11 Lockton Crt	Detached	5	8	12	\$3,998K	\$3,920K
	1703, 121 McMahan Dr	Condo	1	1	20	\$328K	\$328K
28 April, 2016	1708, 1 Rean Dr	Condo	1	2	3	\$359K	\$367K
	2205, 29 Singer Crt	Condo	2	2	24	\$429K	\$422K
29 April, 2016	611, 17 Kenaston Gdns W	Condo	1	1	165	\$333K	\$322K
	702, 676 Sheppard Ave E	Condo	1	1	40	\$409K	\$393K
1 May, 2016	66 Ravenscroft Circ	Detached	3	3	0	\$1,970K	\$1,970K
	921, 19 Singer Crt	Condo	2	2	2	\$419K	\$417K
	1818, 19 Singer Crt	Condo	1	2	23	\$359K	\$350K
2 May, 2016	3 Sutcliffe Dr	Detached	3	3	0	\$1,895K	\$2,200K
	502, 23 Rean Dr	Condo	1	2	19	\$428K	\$428K
3 May, 2016	617, 19 Singer Crt	Condo	1	1	8	\$329K	\$324K
	908, 662 Sheppard Ave E	Condo	2	2	40	\$679K	\$640K
4 May, 2016	507, 17 Kenaston Gdns	Condo	2	2	72	\$470K	\$462K
	1115, 17 Barberry Pl	Condo	1	2	50	\$380K	\$375K
5 May, 2016	10 Hawksbury Dr	Detached	4	4	7	\$1,795K	\$2,150K
	309, 650 Sheppard Ave E	Condo	1	1	55	\$320K	\$307K
	1506, 33 Singer Crt	Condo	1	1	15	\$259K	\$255K
6 May, 2016	46 Hawksbury Dr	Detached	3	3	3	\$2,495K	\$2,750K

Data

Month, Day, Year of Sold Date	Address1	Property Type	Bedrooms	Washrooms	Days on the Market	List Price	Sold Price
7 May, 2016	1503, 29 Singer Crt	Condo	1	1	5	\$316K	\$314K
	1714, 17 Barberry Pl	Condo	1	1	25	\$305K	\$295K
	2207, 3 Rean Dr	Condo	2	2	21	\$479K	\$472K
8 May, 2016	34 Burbank Dr	Detached	3	4	10	\$1,788K	\$2,080K
	1208, 3 Rean Dr	Condo	2	2	6	\$428K	\$400K
9 May, 2016	618, 17 Kenaston Gdns	Condo	1	1	10	\$339K	\$330K
	1517, 121 McMahan Dr	Condo	2	2	20	\$459K	\$442K
10 May, 2016	39 Geraldton Cres	Detached	3	3	1	\$1,288K	\$1,789K
	409, 676 Sheppard Ave E	Condo	1	2	83	\$386K	\$381K
	1120, 19 Singer Crt	Condo	1	2	55	\$348K	\$340K
	2105, 33 Singer Crt	Condo	2	2	32	\$425K	\$420K
	Th17, 2 Rean Dr	Townhouse	3	3	6	\$699K	\$718K
11 May, 2016	10 Bayberry Cres	Detached	3	2	9	\$1,495K	\$1,601K
	602C, 662 Sheppard Ave E	Condo	2	2	11	\$709K	\$700K
	612, 29 Singer Crt	Condo	1	1	36	\$300K	\$303K
	701, 1 Rean Dr	Condo	2	2	9	\$410K	\$412K
12 May, 2016	29 Whitelock Cres	Detached	3	2	2	\$1,688K	\$1,962K
	312, 18 Rean Dr	Condo	1	2	24	\$379K	\$373K
	814, 2 Rean Dr	Condo	1	1	2	\$295K	\$298K
13 May, 2016	402, 676 Sheppard Ave E	Condo	2	2	66	\$599K	\$605K
	2503, 29 Singer Crt	Condo	1	1	31	\$319K	\$320K
	2909, 33 Singer Crt	Condo	2	2	23	\$429K	\$415K
14 May, 2016	607, 676 Sheppard Ave E	Condo	1	2	23	\$430K	\$418K
15 May, 2016	2 Courtwood Pl	Detached	4	6	3	\$3,288K	\$3,300K
	10 Elsa Vineway Way	Townhouse	3	3	31	\$549K	\$540K
	Gv19, 8 Rean Dr	Townhouse	1	1	18	\$380K	\$380K
16 May, 2016	24 Citation Dr	Detached	3	3	4	\$1,898K	\$2,260K
	702, 23 Rean Dr	Condo	1	2	24	\$398K	\$395K

Data

Month, Day, Year of Sold Date	Address1	Property Type	Bedrooms	Washrooms	Days on the Market	List Price	Sold Price
16 May, 2016	705, 33 Singer Crt	Condo	2	2	13	\$415K	\$425K
	1901, 8 Rean Dr	Condo	2	2	10	\$549K	\$575K
17 May, 2016	141 Citation Dr	Detached	2	3	4	\$3,480K	\$3,401K
	211, 15 Singer Crt	Condo	1	2	40	\$325K	\$315K
	521, 2885 Bayview Ave	Condo	2	2	109	\$468K	\$460K
	1106, 1 Rean Dr	Condo	1	1	12	\$299K	\$290K
18 May, 2016	18 Citation Dr	Detached	3	3	10	\$1,880K	\$2,189K
	601B, 19 Singer Crt	Condo	1	1	13	\$288K	\$285K
	906, 33 Singer Crt	Condo	1	1	4	\$290K	\$283K
	908, 2 Rean Dr	Condo	2	2	12	\$440K	\$442K
	1607, 33 Singer Crt	Condo	1	1	7	\$299K	\$295K
19 May, 2016	313, 650 Sheppard Ave E	Condo	2	2	20	\$430K	\$425K
	415, 17 Kenaston Gdns	Condo	2	2	23	\$477K	\$468K
	614, 18 Rean Dr	Condo	1	2	6	\$399K	\$390K
	619, 2885 Bayview Ave	Condo	1	1	29	\$379K	\$365K
	1218, 2885 Bayview Ave	Condo	0	1	5	\$258K	\$244K
	1412, 2885 Bayview Ave	Condo	1	1	104	\$399K	\$383K
20 May, 2016	505, 1 Rean Dr	Condo	2	2	15	\$409K	\$408K
	1011, 2756 Old Leslie St	Condo	1	2	15	\$368K	\$365K
21 May, 2016	1504, 18 Kenaston Gdns	Condo	2	2	5	\$488K	\$485K
24 May, 2016	1 Tally Lane	Detached	4	5	6	\$2,889K	\$2,890K
	208 Burbank Dr	Detached	3	3	34	\$1,850K	\$1,750K
25 May, 2016	19 Viamede Cres	Detached	3	3	0	\$1,890K	\$2,550K
	110, 1 Watergarden Way	Condo	3	2	102	\$1,088K	\$1,100K
	1110, 8 Rean Dr	Condo	2	2	0	\$415K	\$410K
26 May, 2016	404, 19 Barberry Pl	Condo	1	1	13	\$274K	\$298K
	502, 2756 Old Leslie St	Condo	1	1	31	\$330K	\$320K
	810, 17 Barberry Pl	Condo	2	2	15	\$419K	\$415K

Data

Month, Day, Year of Sold Date	Address1	Property Type	Bedrooms	Washrooms	Days on the Market	List Price	Sold Price
26 May, 2016	2110, 3 Rean Dr	Condo	2	2	6	\$535K	\$570K
27 May, 2016	5 Geraldton Cres	Detached	3	3	1	\$1,498K	\$1,888K
	99 Thorny Vineway Way	Townhouse	4	3	4	\$470K	\$480K
	Th10, 33 Singer Crt	Townhouse	2	3	16	\$629K	\$615K
28 May, 2016	Ph02, 676 Sheppard Ave E	Condo	1	1	64	\$449K	\$430K
29 May, 2016	154 Burbank Dr	Detached	5	7	5	\$4,188K	\$4,128K
	1815, 19 Singer Crt	Condo	1	1	5	\$259K	\$256K
30 May, 2016	305, 9 Greenbriar Rd	Condo	3	3	5	\$649K	\$710K
	503, 29 Singer Crt	Condo	1	1	25	\$310K	\$296K
	2010, 17 Barberry Pl	Condo	2	2	21	\$479K	\$470K
	Ph08, 29 Singer Crt	Condo	1	1	12	\$317K	\$300K
	Ph15, 33 Singer Crt	Condo	1	1	3	\$355K	\$350K
31 May, 2016	41 Palomino Cres	Detached	3	3	8	\$1,695K	\$2,080K
	717, 19 Barberry Pl	Condo	1	2	4	\$330K	\$335K
	1201, 15 Singer Crt	Condo	3	3	67	\$649K	\$630K
1 June, 2016	34 Flaremore Cres	Detached	4	8	43	\$3,688K	\$3,600K
	103, 2 Rean Dr	Condo	1	2	15	\$386K	\$391K
	145 Woody Vine Way	Townhouse	3	3	7	\$469K	\$550K
	713, 19 Barberry Pl	Condo	1	1	5	\$277K	\$277K
2 June, 2016	922, 2756 Old Leslie St	Condo	2	2	307	\$458K	\$455K
3 June, 2016	19 Sutcliffe Dr	Detached	4	3	8	\$1,800K	\$1,800K
	210, 15 Singer Crt	Condo	2	2	37	\$498K	\$450K
	1115, 121 McMahan Dr	Condo	1	1	18	\$342K	\$334K
	1223, 19 Singer Crt	Condo	2	2	4	\$498K	\$475K
	1514, 2 Rean Dr	Condo	1	1	31	\$311K	\$301K
4 June, 2016	412, 18 Kenaston Gdns	Condo	1	2	19	\$365K	\$363K
5 June, 2016	706, 18 Kenaston Gdns	Condo	2	2	14	\$599K	\$590K
	812, 33 Singer Crt	Condo	1	1	20	\$299K	\$288K

Data

Month, Day, Year of Sold Date	Address1	Property Type	Bedrooms	Washrooms	Days on the Market	List Price	Sold Price
6 June, 2016	43 Canary Cres	Detached	3	3	7	\$1,450K	\$1,700K
	802, 19 Barberry Pl	Condo	1	1	21	\$329K	\$323K
	802, 23 Rean Dr	Condo	1	2	54	\$398K	\$390K
7 June, 2016	40 Restwell Cres	Detached	3	3	8	\$2,495K	\$2,495K
	109 Burbank Dr	Detached	3	3	5	\$2,795K	\$3,180K
	620, 650 Sheppard Ave E	Condo	1	1	4	\$315K	\$310K
	1513, 2885 Bayview Ave	Condo	1	1	33	\$428K	\$419K
	1602, 33 Singer Crt	Condo	2	2	42	\$430K	\$419K
	Th6, 121 McMahan Dr	Townhouse	2	3	25	\$549K	\$528K
	24 Morewood Cres	Detached	3	3	1	\$1,888K	\$2,490K
8 June, 2016	32 Burleigh Heights Dr	Detached	4	6	28	\$3,369K	\$3,320K
	214, 18 Rean Dr	Condo	1	2	13	\$388K	\$385K
	1509B, 19 Singer Crt	Condo	0	1	37	\$205K	\$205K
	1501A, 19 Singer Crt	Condo	0	1	92	\$249K	\$244K
9 June, 2016	3 Tangle Briarway	Townhouse	3	2	2	\$480K	\$480K
	85 Thorny Vineway	Townhouse	3	2	15	\$439K	\$435K
	421, 650 Sheppard Ave E	Condo	1	1	25	\$325K	\$320K
10 June, 2016	607, 27 Rean Dr	Condo	2	1	31	\$429K	\$424K
	1606, 1 Rean Dr	Condo	1	2	49	\$359K	\$350K
	2312, 1 Rean Dr	Condo	1	2	27	\$359K	\$348K
	1907, 121 McMahan Dr	Condo	1	1	9	\$269K	\$265K
11 June, 2016	512, 33 Singer Crt	Condo	1	1	10	\$304K	\$299K
	605, 121 McMahan Dr	Condo	1	1	29	\$324K	\$319K
12 June, 2016	104, 18 Kenaston Gdns	Condo	1	2	20	\$355K	\$347K
	149 Burbank Dr	Detached	3	3	21	\$2,795K	\$2,650K
	Th03, 33 Singer Crt	Townhouse	2	3	35	\$649K	\$623K
13 June, 2016	18 Rean Dr N	Condo	2	2	0	\$435K	\$435K
	36 Bunty Lane	Detached	4	3	21	\$2,050K	\$1,855K

Data

Month, Day, Year of Sold Date	Address1	Property Type	Bedrooms	Washrooms	Days on the Market	List Price	Sold Price
14 June, 2016	49 Caracas Rd	Semi-Detached	4	2	5	\$1,000K	\$1,000K
	1013, 17 Barberry Pl	Condo	1	1	8	\$300K	\$295K
	2201, 33 Singer Crt	Condo	1	1	71	\$339K	\$335K
15 June, 2016	31 Flaremore Cres	Detached	3	3	8	\$1,870K	\$2,265K
	31 Palomino Cres	Detached	2	2	9	\$1,795K	\$1,785K
	308, 2 Rean Dr	Condo	2	2	16	\$438K	\$430K
	1807, 121 McMahan Dr	Condo	1	1	5	\$285K	\$275K
17 June, 2016	315, 18 Kenaston Gdns	Condo	1	1	59	\$304K	\$307K
	812, 29 Singer Crt	Condo	1	1	16	\$314K	\$301K
20 June, 2016	49 Hawksbury Dr	Detached	3	4	7	\$2,495K	\$2,538K
	414, 676 Sheppard Ave E	Condo	2	2	23	\$669K	\$669K
	808, 2885 Bayview Ave	Condo	1	2	48	\$440K	\$425K
	2311, 33 Singer Crt	Condo	2	2	13	\$475K	\$467K
21 June, 2016	304, 27 Rean Dr	Condo	1	1	159	\$319K	\$315K
	2507, 33 Singer Crt	Condo	1	1	18	\$295K	\$290K
22 June, 2016	613, 1 Rean Dr	Condo	1	1	72	\$281K	\$279K
23 June, 2016	19 Citation Dr	Detached	3	2	2	\$1,900K	\$2,752K
	26 Morewood Cres	Detached	4	3	1	\$1,888K	\$2,400K
	40 Hi Mount Dr	Detached	6	8	29	\$4,388K	\$4,108K
	194 Burbank Dr	Detached	5	7	21	\$4,088K	\$4,029K
24 June, 2016	206, 1 Watergarden Way	Condo	2	2	9	\$868K	\$840K
	306, 1 Rean Dr	Condo	1	1	11	\$280K	\$275K
26 June, 2016	1621, 19 Singer Crt	Condo	2	2	19	\$429K	\$423K
27 June, 2016	57 Allview Cres	Detached	3	2	13	\$1,148K	\$1,110K
	76 Forest Grove Dr	Detached	3	3	6	\$3,388K	\$3,625K
	1107, 17 Barberry Pl	Condo	1	1	9	\$300K	\$297K
	1109, 121 McMahan Dr	Condo	2	2	17	\$461K	\$445K
	Gv17, 8 Rean Dr	Townhouse	1	1	14	\$415K	\$400K

Data

Month, Day, Year of Sold Date	Address1	Property Type	Bedrooms	Washrooms	Days on the Market	List Price	Sold Price
28 June, 2016	204, 18 Rean Dr	Condo	1	1	6	\$310K	\$312K
	309, 12 Rean Dr	Condo	1	2	33	\$420K	\$395K
	507, 19 Singer Crt	Condo	1	1	67	\$337K	\$334K
	1803, 33 Singer Crt	Condo	1	1	20	\$310K	\$305K
29 June, 2016	623, 19 Singer Crt	Condo	2	2	16	\$500K	\$465K
	1313, 8 Rean Dr	Condo	1	1	38	\$290K	\$280K
1 July, 2016	18 Blue Ridge Rd	Detached	5	4	9	\$1,818K	\$1,918K
	908, 121 McMahan Dr	Condo	2	2	8	\$479K	\$474K
	2115, 17 Barberry Pl N	Condo	1	2	30	\$389K	\$385K
3 July, 2016	38 Elsa Vine Way	Townhouse	4	3	11	\$520K	\$500K
4 July, 2016	212, 18 Rean Dr	Condo	1	2	74	\$360K	\$343K
5 July, 2016	215, 19 Singer Crt	Condo	1	1	27	\$269K	\$260K
	304, 23 Rean Dr	Condo	2	3	147	\$648K	\$648K
	1904, 2 Rean Dr	Condo	2	2	19	\$399K	\$402K
6 July, 2016	38 Heathview Ave	Detached	4	4	58	\$2,950K	\$2,900K
	303, 23 Rean Dr	Condo	2	2	19	\$560K	\$538K
	605, 19 Singer Crt	Condo	1	1	48	\$289K	\$280K
	Th03, 25 Singer Crt	Townhouse	3	3	15	\$719K	\$705K
7 July, 2016	1603, 19 Singer Crt	Condo	1	1	51	\$306K	\$298K
	1902, 2 Rean Dr	Condo	1	2	13	\$399K	\$390K
	2703, 29 Singer Crt	Condo	1	1	10	\$339K	\$325K
8 July, 2016	709, 17 Kenaston Gdns	Condo	1	1	5	\$329K	\$329K
9 July, 2016	1002, 15 Singer Crt	Condo	2	2	15	\$400K	\$380K
	3511, 121 McMahan Dr	Condo	1	1	4	\$350K	\$337K
10 July, 2016	2415, 17 Barberry Pl	Condo	1	2	12	\$379K	\$393K
	2503, 121 McMahan Dr	Condo	1	1	78	\$338K	\$328K
12 July, 2016	38 Pepper Vineway	Townhouse	4	3	1	\$528K	\$507K
13 July, 2016	38 Red Maple Crt	Townhouse	3	3	34	\$900K	\$936K

Data

Month, Day, Year of Sold Date	Address1	Property Type	Bedrooms	Washrooms	Days on the Market	List Price	Sold Price
13 July, 2016	204, 2885 Bayview Ave	Condo	1	1	1	\$358K	\$354K
	1505, 3 Rean Dr	Condo	2	2	37	\$449K	\$430K
14 July, 2016	209, 15 Singer Crt	Condo	1	1	6	\$308K	\$298K
	618, 650 Sheppard Ave E	Condo	1	1	3	\$338K	\$328K
15 July, 2016	406, 650 Sheppard Ave	Condo	1	1	38	\$330K	\$319K
	1808, 2 Rean Dr	Condo	1	2	34	\$385K	\$373K
	2617, 121 McMahan Dr	Condo	2	2	37	\$475K	\$460K
16 July, 2016	909, 33 Singer Crt	Condo	2	2	11	\$428K	\$405K
17 July, 2016	615, 17 Kenaston Gdns	Condo	2	2	9	\$480K	\$470K
	1420, 2885 Bayview Ave	Condo	1	1	11	\$399K	\$401K
18 July, 2016	51 James Foxway Way	Townhouse	3	5	27	\$889K	\$950K
	62 Hawksbury Dr	Detached	5	7	12	\$4,588K	\$4,468K
	503, 12 Rean Dr	Condo	2	2	4	\$629K	\$665K
	601, 17 Kenaston Gdns	Condo	1	1	43	\$298K	\$279K
19 July, 2016	323, 27 Rean Dr	Condo	1	1	144	\$338K	\$331K
	706, 12 Rean Dr	Condo	2	2	82	\$628K	\$600K
	Th2, 3 Rean Dr	Townhouse	2	3	6	\$659K	\$659K
20 July, 2016	46 Pepper Vineway	Townhouse	4	3	6	\$508K	\$508K
	605, 27 Rean Dr	Condo	1	1	20	\$319K	\$324K
	3308, 121 McMahan Dr	Condo	2	2	6	\$478K	\$472K
21 July, 2016	1510, 17 Barberry Pl	Condo	2	2	44	\$489K	\$489K
	2305, 33 Singer Crt	Condo	2	2	41	\$445K	\$439K
22 July, 2016	418, 2756 Old Leslie St E	Condo	1	2	15	\$358K	\$350K
	428, 27 Rean Dr	Condo	1	1	8	\$270K	\$269K
	511, 33 Singer Crt	Condo	2	2	29	\$400K	\$388K
	1703, 2 Rean Dr	Condo	1	2	7	\$385K	\$384K
25 July, 2016	1606, 19 Singer Crt	Condo	1	1	49	\$350K	\$346K
	1711, 3 Rean Dr	Condo	1	2	21	\$379K	\$350K

Data

Month, Day, Year of Sold Date	Address1	Property Type	Bedrooms	Washrooms	Days on the Market	List Price	Sold Price
26 July, 2016	701, 27 Rean Dr	Condo	1	1	55	\$325K	\$315K
	1010, 1 Rean Dr	Condo	1	2	8	\$370K	\$371K
	2804, 1 Rean Dr	Condo	2	3	15	\$997K	\$985K
27 July, 2016	711, 33 Singer Crt	Condo	2	2	12	\$428K	\$428K
28 July, 2016	27 Rainbow Creek Way	Townhouse	3	3	94	\$930K	\$929K
	307, 8 Rean Dr	Condo	1	1	63	\$290K	\$286K
	805, 19 Barberry Pl	Condo	2	2	3	\$459K	\$500K
	1002, 121 McMahan Dr	Condo	1	1	26	\$268K	\$265K
29 July, 2016	55 Knollview Cres	Detached	4	4	35	\$1,599K	\$1,599K
	325, 18 Rean Dr	Condo	1	1	16	\$323K	\$314K
	1622, 19 Singer Crt	Condo	2	2	3	\$418K	\$415K
31 July, 2016	502, 19 Singer Crt	Condo	1	1	89	\$335K	\$330K
	2503, 17 Barberry Pl	Condo	2	2	6	\$749K	\$735K
3 August, 2016	203, 17 Kenaston Gdns	Condo	2	2	19	\$429K	\$435K
	730, 2885 Bayview Ave	Condo	2	1	10	\$525K	\$510K
	1020, 19 Singer Crt	Condo	1	2	36	\$345K	\$339K
	2706, 1 Rean Dr	Condo	2	2	13	\$739K	\$768K
4 August, 2016	901, 2756 Old Leslie St	Condo	1	1	30	\$305K	\$298K
5 August, 2016	611, 2756 Old Leslie St	Condo	1	2	21	\$369K	\$361K
	1105, 19 Singer Crt	Condo	1	1	39	\$329K	\$320K
6 August, 2016	Th19, 2 Rean Dr	Townhouse	2	3	7	\$669K	\$660K
7 August, 2016	304, 3 Rean Dr	Condo	1	1	4	\$305K	\$300K
8 August, 2016	1315, 2885 Bayview Ave	Condo	1	1	53	\$416K	\$408K
9 August, 2016	36 Protea Gdns	Townhouse	3	3	8	\$800K	\$1,022K
	1305, 2885 Bayview Ave	Condo	1	1	76	\$395K	\$392K
	3011, 121 McMahan Dr	Condo	1	1	45	\$340K	\$336K
11 August, 2016	202, 8 Rean Dr	Condo	1	1	33	\$320K	\$300K
	513, 17 Kenaston Gdns	Condo	1	1	36	\$359K	\$357K

Data

Month, Day, Year of Sold Date	Address1	Property Type	Bedrooms	Washrooms	Days on the Market	List Price	Sold Price
12 August, 2016	412, 2756 Old Leslie St	Condo	1	1	114	\$390K	\$385K
	708, 3 Rean Dr	Condo	2	2	17	\$449K	\$448K
	1416, 2885 Bayview Ave N	Condo	1	1	29	\$385K	\$379K
13 August, 2016	1811, 121 McMahan Dr	Condo	1	1	10	\$330K	\$325K
14 August, 2016	1111, 2885 Bayview Ave	Condo	0	1	26	\$263K	\$258K
15 August, 2016	523, 650 Sheppard Ave E	Condo	1	1	33	\$325K	\$320K
	2506, 121 McMahan Dr	Condo	1	1	35	\$276K	\$270K
	3611, 121 McMahan Dr	Condo	1	1	21	\$340K	\$337K
16 August, 2016	44 Hawksbury Dr	Detached	3	2	15	\$2,495K	\$2,755K
	Th05, 25 Singer Crt	Townhouse	3	3	21	\$700K	\$695K
17 August, 2016	502, 33 Singer Crt	Condo	2	2	55	\$412K	\$410K
	3106, 121 McMahan Dr	Condo	1	1	13	\$328K	\$321K
18 August, 2016	49 Caracas Rd	Semi-Detached	4	2	10	\$1,050K	\$1,000K
	1001, 15 Singer Crt	Condo	3	3	16	\$649K	\$630K
19 August, 2016	6 Woody Vineway Way	Townhouse	3	3	19	\$529K	\$530K
	12 King Maple Pl	Other	4	3	0	\$2,950K	\$2,950K
	141 Burbank Dr	Detached	3	3	4	\$2,980K	\$3,180K
	731, 2885 Bayview Ave	Condo	0	1	25	\$235K	\$258K
	1007, 121 McMahan Dr	Condo	1	1	55	\$268K	\$265K
	2915, 29 Singer Crt	Condo	1	1	98	\$357K	\$347K
	3105, 33 Singer Crt	Condo	2	2	17	\$475K	\$460K
20 August, 2016	2302, 33 Singer Crt	Condo	2	2	18	\$435K	\$428K
21 August, 2016	10 Marcelline Cres	Detached	4	3	41	\$1,988K	\$1,843K
22 August, 2016	86 Woody Vineway Way	Townhouse	5	3	6	\$499K	\$530K
	222, 18 Rean Dr	Condo	1	1	10	\$300K	\$297K
	607, 650 Sheppard Ave	Condo	2	2	35	\$510K	\$505K
23 August, 2016	10 Citation Dr	Detached	3	3	5	\$2,089K	\$2,388K
	502, 650 Sheppard Ave E	Condo	1	1	12	\$315K	\$317K

Data

Month, Day, Year of Sold Date	Address1	Property Type	Bedrooms	Washrooms	Days on the Market	List Price	Sold Price
24 August, 2016	Th102, 18 Rean Dr	Condo	1	2	20	\$365K	\$341K
25 August, 2016	19 Foxwarren Dr	Detached	2	3	5	\$1,688K	\$1,860K
26 August, 2016	12 Sorrel Crt	Detached	4	4	2	\$2,780K	\$2,620K
	93 Woody Vineway Rd	Townhouse	3	3	16	\$478K	\$465K
	105, 3 Rean Dr	Condo	2	2	38	\$450K	\$435K
	2510, 29 Singer Crt	Condo	1	1	21	\$325K	\$321K
27 August, 2016	17 Palomino Cres	Detached	3	3	2	\$1,850K	\$2,030K
28 August, 2016	1721, 19 Singer Crt	Condo	2	2	55	\$430K	\$420K
29 August, 2016	3110, 29 Singer Crt	Condo	1	1	31	\$330K	\$328K
30 August, 2016	19, 19 Curly Vineway Dr	Townhouse	4	3	13	\$469K	\$525K
	612, 8 Rean Dr	Condo	2	2	27	\$419K	\$415K
	1501, 33 Singer Crt	Condo	1	1	20	\$350K	\$345K
31 August, 2016	313, 17 Kenaston Gdns	Condo	1	1	43	\$350K	\$340K
1 September, 2016	1010, 121 McMahan Dr	Condo	1	1	28	\$339K	\$330K
2 September, 2016	410, 23 Rean Dr	Condo	1	2	57	\$415K	\$408K
	701, 23 Rean Dr	Condo	1	2	4	\$398K	\$392K
	703, 19 Singer Crt	Condo	1	1	56	\$335K	\$333K
	Ph10, 19 Singer Crt	Condo	1	1	33	\$319K	\$315K
3 September, 2016	1501, 3 Rean Dr	Condo	2	2	88	\$428K	\$413K
5 September, 2016	304, 650 Sheppard Ave E	Condo	1	1	187	\$315K	\$305K
	602, 33 Singer Crt	Condo	2	2	10	\$410K	\$400K
	610, 19 Singer Crt	Condo	1	1	17	\$289K	\$283K
6 September, 2016	503, 3 Rean Dr	Condo	1	2	4	\$379K	\$372K
7 September, 2016	1215, 15 Singer Crt	Condo	1	2	67	\$332K	\$327K
8 September, 2016	702, 27 Rean Dr	Condo	0	1	44	\$279K	\$278K
	1709, 18 Kenaston Gdns	Condo	2	2	31	\$489K	\$485K
9 September, 2016	306, 27 Rean Dr	Condo	1	1	34	\$318K	\$307K
10 September, 2016	801A, 19 Singer Crt	Condo	0	1	61	\$245K	\$240K

Data

Month, Day, Year of Sold Date	Address1	Property Type	Bedrooms	Washrooms	Days on the Market	List Price	Sold Price
10 September, 2016	910, 1 Rean Dr	Condo	1	2	8	\$379K	\$373K
12 September, 2016	511, 121 McMahan Dr	Condo	1	1	59	\$319K	\$312K
	821, 2885 Bayview Ave	Condo	1	1	14	\$400K	\$399K
13 September, 2016	6, 7 Dervock Cres	Townhouse	2	3	14	\$699K	\$685K
	47 Appian Dr	Detached	4	2	8	\$1,650K	\$1,821K
	333, 2885 Bayview Ave	Condo	1	1	20	\$395K	\$390K
	509, 18 Rean Dr W	Condo	0	1	13	\$248K	\$243K
	1215, 121 McMahan Dr	Condo	1	1	26	\$325K	\$322K
	1706, 72 Esther Shiner Blvd	Condo	2	2	28	\$539K	\$510K
	2311, 29 Singer Crt	Condo	2	2	20	\$479K	\$463K
	1308, 1 Rean Dr	Condo	2	2	37	\$460K	\$450K
14 September, 2016	3006, 121 McMahan Dr	Condo	1	1	22	\$279K	\$275K
	Th 4, 3 Rean Dr	Townhouse	2	3	16	\$649K	\$637K
	58 Alamosa Dr	Detached	3	3	9	\$1,888K	\$2,015K
15 September, 2016	604, 2885 Bayview Ave	Condo	1	1	50	\$399K	\$389K
	1126, 2885 Bayview Ave, Toronto	Condo	1	1	32	\$439K	\$428K
	6 Woodthrush Crt	Detached	4	4	7	\$2,600K	\$2,600K
16 September, 2016	202, 19 Singer Crt	Condo	1	1	15	\$260K	\$250K
	920, 19 Singer Crt	Condo	1	2	16	\$346K	\$343K
	611, 29 Singer Crt	Condo	2	2	4	\$440K	\$450K
18 September, 2016	1509, 33 Singer Crt	Condo	2	2	13	\$425K	\$412K
19 September, 2016	110 Thorny Vine Way	Townhouse	3	2	21	\$439K	\$470K
	212, 650 Sheppard Ave	Condo	1	1	91	\$329K	\$329K
	310, 33 Singer Crt	Condo	1	1	8	\$309K	\$308K
	325, 650 Sheppard Ave E	Condo	1	1	12	\$315K	\$310K
20 September, 2016	409, 17 Barberry Pl	Condo	1	1	20	\$300K	\$297K
	515, 15 Singer Crt	Condo	1	2	54	\$348K	\$328K
	604, 2 Rean Dr	Condo	1	1	3	\$300K	\$300K

Data

Month, Day, Year of Sold Date	Address1	Property Type	Bedrooms	Washrooms	Days on the Market	List Price	Sold Price
23 September, 2016	528, 650 Sheppard Ave E	Condo	0	1	17	\$239K	\$238K
	629, 2885 Bayview Ave	Condo	1	1	10	\$396K	\$379K
25 September, 2016	59 Clarinda Dr	Detached	4	5	3	\$2,388K	\$2,888K
	1712, 33 Singer Crt	Condo	1	1	18	\$328K	\$325K
26 September, 2016	208, 2885 Bayview Ave	Condo	0	1	7	\$259K	\$250K
	303, 15 Rean Dr	Condo	2	2	18	\$858K	\$858K
27 September, 2016	26 Wild Briarway	Townhouse	3	2	5	\$590K	\$595K
	1012, 121 McMahan Dr	Condo	1	1	32	\$332K	\$332K
	-617, 2756 Old Leslie St	Condo	1	1	20	\$350K	\$344K
28 September, 2016	24 Denrock Dr	Detached	4	3	9	\$1,800K	\$1,750K
	1217, 19 Singer Crt	Condo	1	1	47	\$298K	\$290K
29 September, 2016	18 Viamede Cres	Detached	4	7	13	\$4,188K	\$4,000K
	22 Viamede Cres	Detached	3	4	5	\$2,288K	\$2,580K
	316, 18 Rean Dr	Condo	1	2	20	\$370K	\$368K
	317, 2885 Bayview Ave	Condo	1	2	10	\$425K	\$435K
	524, 27 Rean Dr	Condo	1	1	10	\$318K	\$312K
	608, 18 Rean Dr	Condo	1	1	5	\$245K	\$308K
	1107, 3 Rean Dr	Condo	1	1	20	\$298K	\$290K
30 September, 2016	2503, 33 Singer Crt	Condo	1	1	18	\$329K	\$327K
1 October, 2016	23 Hi Mount Dr	Detached	2	3	8	\$3,288K	\$3,188K
	1202, 18 Kenaston Gdns	Condo	2	2	2	\$450K	\$485K
2 October, 2016	306, 33 Singer Crt	Condo	1	1	10	\$289K	\$285K
	1025, 2885 Bayview Ave	Condo	1	1	19	\$400K	\$386K
3 October, 2016	611, 650 Sheppard Ave E	Condo	1	1	24	\$318K	\$318K
	713, 17 Kenaston Gdns	Condo	2	2	23	\$459K	\$447K
4 October, 2016	27 Ambrose Rd	Detached	4	2	8	\$1,895K	\$2,000K
	624, 18 Rean Dr	Condo	1	1	28	\$280K	\$267K
	1508, 8 Rean Dr	Condo	2	2	35	\$519K	\$499K

Data

Month, Day, Year of Sold Date	Address1	Property Type	Bedrooms	Washrooms	Days on the Market	List Price	Sold Price
5 October, 2016	26 Denrock Dr	Detached	4	3	16	\$1,900K	\$1,825K
	205, 12 Rean Dr	Condo	1	1	35	\$399K	\$388K
	411, 17 Kenaston Gdns	Condo	1	1	15	\$350K	\$350K
	703, 19 Barberry Pl	Condo	1	1	28	\$300K	\$287K
	703, 2885 Bayview Ave	Condo	0	1	4	\$275K	\$262K
	901, 17 Barberry Pl	Condo	1	2	20	\$375K	\$373K
	1115, 2756 Old Leslie St	Condo	1	1	48	\$325K	\$320K
	1710, 19 Singer Crt	Condo	1	1	13	\$282K	\$272K
	1802, 33 Singer Crt	Condo	2	2	21	\$443K	\$438K
6 October, 2016	301A, 19 Singer Crt	Condo	0	1	55	\$245K	\$242K
	706, 18 Rean Dr	Condo	3	2	41	\$798K	\$784K
	708, 1 Rean Dr	Condo	2	2	10	\$440K	\$437K
	820, 2756 Old Leslie St	Condo	2	2	30	\$438K	\$435K
	Gv18, 8 Rean Dr	Townhouse	1	1	7	\$400K	\$400K
	Gv215, 17 Barberry Pl	Townhouse	2	2	7	\$550K	\$549K
7 October, 2016	27 Flaremore Cres	Detached	3	2	1	\$2,495K	\$2,463K
	338, 2885 Bayview Ave	Condo	1	1	11	\$388K	\$383K
	1513, 8 Rean Dr	Condo	1	1	62	\$290K	\$285K
8 October, 2016	620, 2756 Old Leslie St S	Condo	2	2	2	\$400K	\$430K
11 October, 2016	307, 27 Rean Dr	Condo	2	1	26	\$412K	\$406K
	Th-17, 1 Rean Dr	Townhouse	2	3	5	\$699K	\$665K
12 October, 2016	20 Windham Dr	Detached	4	5	9	\$3,198K	\$3,238K
	27 Whittaker Cres	Detached	3	3	9	\$1,950K	\$2,210K
	313, 18 Kenaston Gdns	Condo	1	1	20	\$325K	\$319K
	506, 27 Rean Dr	Condo	1	1	78	\$310K	\$307K
	1711, 1 Rean Dr	Condo	1	2	40	\$359K	\$350K
13 October, 2016	416, 27 Rean Dr	Condo	1	2	25	\$385K	\$375K
	1218, 19 Singer Crt	Condo	1	2	63	\$367K	\$356K

Data

Month, Day, Year of Sold Date	Address1	Property Type	Bedrooms	Washrooms	Days on the Market	List Price	Sold Price
14 October, 2016	39 Ambrose Rd	Detached	4	7	14	\$4,188K	\$3,960K
	706, 676 Sheppard Ave E	Condo	2	2	44	\$679K	\$675K
	1715, 29 Singer Crt	Condo	1	1	24	\$350K	\$350K
	1715, 121 McMahan Dr	Condo	1	1	62	\$340K	\$333K
	2806, 33 Singer Crt	Condo	1	1	73	\$309K	\$300K
15 October, 2016	7, 1 Watergarden Way	Condo	1	1	110	\$279K	\$260K
	42 Thorny Vineway	Townhouse	3	3	17	\$438K	\$508K
	213, 18 Rean Dr	Condo	1	2	2	\$388K	\$388K
16 October, 2016	808, 19 Barberry Pl	Condo	1	2	6	\$350K	\$343K
17 October, 2016	223, 19 Singer Crt	Condo	2	2	11	\$519K	\$505K
	704, 676 Sheppard Ave E	Condo	2	2	38	\$689K	\$675K
	1722, 19 Singer Crt	Condo	2	2	27	\$479K	\$460K
	2705, 33 Singer Crt	Condo	2	2	20	\$460K	\$453K
18 October, 2016	1006, 19 Singer Crt	Condo	1	1	1	\$345K	\$345K
	1112, 33 Singer Crt	Condo	1	1	25	\$328K	\$325K
	2817, 121 McMahan Dr	Condo	2	2	7	\$476K	\$472K
19 October, 2016	625, 650 Sheppard Ave E	Condo	1	1	31	\$330K	\$320K
20 October, 2016	5 Whitelock Cres	Detached	3	2	7	\$1,795K	\$2,250K
	724, 2885 Bayview Ave	Condo	2	2	24	\$530K	\$515K
21 October, 2016	301, 650 Sheppard Ave E	Condo	1	1	67	\$330K	\$322K
	519, 18 Rean Dr	Condo	2	2	51	\$448K	\$441K
	1201, 18 Kenaston Gdns	Condo	1	1	3	\$309K	\$301K
	2010, 121 McMahan Dr	Condo	1	1	48	\$379K	\$362K
	1206, 18 Kenaston Gdns	Condo	1	1	9	\$300K	\$304K
23 October, 2016	40 Pepper Vineway	Townhouse	4	3	17	\$525K	\$518K
	715, 29 Singer Crt S	Condo	1	1	17	\$345K	\$341K
	1808, 121 McMahan Dr	Condo	2	2	46	\$468K	\$458K
24 October, 2016	28 Foxwarren Dr	Detached	4	3	7	\$1,888K	\$2,225K

Data

Month, Day, Year of Sold Date	Address1	Property Type	Bedrooms	Washrooms	Days on the Market	List Price	Sold Price
24 October, 2016	29 Citation Dr	Detached	5	8	46	\$5,199K	\$4,880K
	803, 29 Singer Crt	Condo	1	1	90	\$310K	\$309K
	909, 2756 Old Leslie St	Condo	1	1	21	\$370K	\$364K
	Ph 308, 17 Barberry Pl	Condo	2	2	12	\$559K	\$525K
25 October, 2016	5 Finchgate Crt	Detached	3	3	11	\$2,090K	\$2,518K
	24 Burleigh Heights Dr	Detached	3	3	1	\$2,288K	\$2,250K
	1209, 2 Rean Dr	Condo	1	1	12	\$299K	\$298K
26 October, 2016	45 Canary Cres	Detached	3	3	21	\$1,789K	\$1,741K
	303, 19 Barberry Pl	Condo	1	1	45	\$300K	\$284K
	614, 27 Rean Dr	Condo	1	1	53	\$334K	\$328K
	1313, 2 Rean Dr	Condo	1	1	49	\$315K	\$310K
	2005, 29 Singer Crt	Condo	2	2	7	\$470K	\$461K
	2101, 8 Rean Dr	Condo	2	3	21	\$1,298K	\$1,240K
27 October, 2016	202C, 662 Sheppard Ave E	Condo	2	2	18	\$800K	\$780K
	1114, 1 Rean Dr	Condo	1	1	9	\$290K	\$289K
	2107, 3 Rean Dr	Condo	2	2	35	\$589K	\$575K
28 October, 2016	11 Hawksbury Dr	Detached	3	4	39	\$2,490K	\$2,138K
	80 Woody Vine Way	Townhouse	3	3	29	\$499K	\$499K
29 October, 2016	210, 27 Rean Dr	Condo	1	1	25	\$318K	\$312K
	2203, 1 Rean Dr	Condo	1	2	4	\$385K	\$380K
31 October, 2016	37 Allview Cres	Detached	3	2	29	\$1,199K	\$1,130K
	130 Burbank Dr	Detached	4	6	35	\$4,588K	\$4,388K
	531, 650 Sheppard Ave	Condo	1	1	3	\$329K	\$326K
	907, 29 Singer Crt	Condo	1	1	16	\$309K	\$298K
	1806, 1 Rean Dr	Condo	1	2	33	\$350K	\$349K
	3603, 121 McMahan Dr	Condo	1	1	11	\$385K	\$380K
1 November, 2016	19 Sutcliffe Dr	Detached	4	3	21	\$2,098K	\$2,050K
	33 Whitelock Cres	Detached	3	3	0	\$2,000K	\$1,930K

Data

Month, Day, Year of Sold Date	Address1	Property Type	Bedrooms	Washrooms	Days on the Market	List Price	Sold Price
1 November, 2016	87 Alamosa Dr	Detached	3	4	1	\$2,788K	\$2,738K
	1509A, 19 Singer Crt	Condo	1	1	0	\$280K	\$280K
2 November, 2016	59 Hi Mount Dr	Detached	4	6	133	\$6,880K	\$6,380K
	131 Citation Dr	Detached	3	3	30	\$3,388K	\$3,200K
	803B, 660 Sheppard Ave E	Condo	2	3	17	\$1,999K	\$1,850K
	2506, 1 Rean Dr	Condo	1	2	33	\$359K	\$347K
3 November, 2016	243 Burbank Dr	Detached	5	6	12	\$2,998K	\$2,850K
4 November, 2016	1027, 2885 Bayview Ave	Condo	1	1	41	\$412K	\$402K
6 November, 2016	222, 19 Singer Crt	Condo	2	2	43	\$498K	\$478K
	326, 650 Sheppard Ave E	Condo	2	2	5	\$545K	\$528K
	617, 18 Rean Dr	Condo	1	2	15	\$399K	\$387K
7 November, 2016	15 Maureen Dr	Detached	3	2	1	\$2,000K	\$2,410K
	209 Burbank Dr	Detached	3	3	24	\$2,889K	\$2,875K
	1702, 33 Singer Crt	Condo	2	2	20	\$453K	\$449K
8 November, 2016	306, 17 Kenaston Gdns	Condo	1	1	14	\$339K	\$336K
	309, 2 Rean Dr	Condo	1	1	32	\$320K	\$315K
	503, 1 Rean Dr	Condo	1	2	20	\$383K	\$375K
	1111, 8 Rean Dr	Condo	1	1	5	\$309K	\$305K
9 November, 2016	24 Wild Briarway	Townhouse	3	2	7	\$599K	\$630K
	66 Forest Grove Dr	Detached	3	3	1	\$2,488K	\$2,400K
	316, 650 Sheppard Ave E	Condo	1	1	8	\$330K	\$326K
	508, 17 Barberry Pl	Condo	1	2	7	\$379K	\$399K
10 November, 2016	7 Pepper Vine Way	Townhouse	3	3	24	\$525K	\$520K
	63 Burbank Dr	Detached	3	4	27	\$2,380K	\$2,300K
11 November, 2016	3 Sutcliffe Dr	Detached	3	3	6	\$2,580K	\$2,580K
	205, 27 Rean Dr	Condo	1	1	14	\$315K	\$310K
	607, 2756 Old Leslie St	Condo	1	1	35	\$353K	\$347K
	1314, 17 Barberry Pl	Condo	1	1	17	\$300K	\$297K

Data

Month, Day, Year of Sold Date	Address1	Property Type	Bedrooms	Washrooms	Days on the Market	List Price	Sold Price
13 November, 2016	12 Arrowstook Rd	Detached	3	3	2	\$2,000K	\$2,480K
	1704, 660 Sheppard Ave E	Condo	2	3	2	\$1,250K	\$1,276K
	2711, 33 Singer Crt	Condo	2	2	12	\$530K	\$521K
14 November, 2016	521, 19 Singer Crt	Condo	2	2	17	\$469K	\$440K
	2501, 17 Barberry Pl	Condo	2	2	27	\$649K	\$645K
15 November, 2016	415, 27 Rean Dr	Condo	1	2	60	\$370K	\$367K
16 November, 2016	307, 9 Greenbriar Rd	Condo	2	2	7	\$565K	\$566K
	611, 676 Sheppard Ave E	Condo	1	2	54	\$430K	\$408K
	1023, 19 Singer Crt	Condo	2	2	52	\$470K	\$462K
	1509, 3 Rean Dr	Condo	1	1	2	\$323K	\$327K
17 November, 2016	8 Gatehead Rd	Detached	5	4	9	\$2,199K	\$2,138K
	16 Oscar Crt	Detached	4	2	49	\$2,450K	\$2,385K
	809, 17 Kenaston Gdns	Condo	1	1	108	\$339K	\$336K
	1605, 29 Singer Crt	Condo	2	2	35	\$470K	\$460K
18 November, 2016	37 Viamede Cres	Detached	3	2	1	\$2,380K	\$2,308K
	1708, 29 Singer Crt	Condo	1	1	16	\$294K	\$292K
	2501, 33 Singer Crt	Condo	1	1	30	\$356K	\$346K
20 November, 2016	619, 72 Esther Shiner Blvd	Condo	1	1	26	\$359K	\$350K
21 November, 2016	218, 650 Sheppard Ave E	Condo	1	1	10	\$335K	\$336K
	422, 2756 Old Leslie St	Condo	2	2	103	\$465K	\$465K
	1001, 29 Singer Crt	Condo	1	1	26	\$356K	\$355K
	1110, 19 Singer Crt	Condo	1	1	10	\$305K	\$305K
	Ph12, 19 Singer Crt	Condo	1	1	13	\$315K	\$312K
22 November, 2016	34 Heathview Ave	Detached	4	3	5	\$2,680K	\$3,050K
	419, 18 Rean Dr	Condo	2	2	36	\$440K	\$430K
	3107, 33 Singer Crt	Condo	1	1	32	\$320K	\$308K
	Ph 17, 650 Sheppard Ave E	Condo	2	2	22	\$658K	\$649K
23 November, 2016	411, 2756 Old Leslie St	Condo	1	2	149	\$361K	\$358K

Data

Month, Day, Year of Sold Date	Address1	Property Type	Bedrooms	Washrooms	Days on the Market	List Price	Sold Price
23 November, 2016	909, 29 Singer Crt	Condo	2	2	32	\$448K	\$431K
24 November, 2016	605, 1 Rean Dr	Condo	2	2	92	\$429K	\$406K
	1915, 17 Barberry Pl	Condo	1	2	16	\$399K	\$395K
25 November, 2016	4 Farmingdale Rd	Detached	5	5	18	\$3,200K	\$3,200K
	9 Foxwarren Dr	Detached	3	3	1	\$2,188K	\$2,288K
	403, 18 Kenaston Gdns	Condo	1	2	14	\$389K	\$383K
	503, 676 Sheppard Ave E	Condo	2	2	42	\$488K	\$480K
	802, 3 Rean Dr	Condo	1	1	2	\$321K	\$325K
	803, 17 Kenaston Gdns	Condo	1	1	11	\$309K	\$309K
	1202, 19 Singer Crt	Condo	1	1	40	\$326K	\$323K
	1812, 19 Singer Crt	Condo	1	1	25	\$278K	\$279K
26 November, 2016	623, 18 Rean Dr	Condo	2	2	18	\$479K	\$476K
	1306, 2 Rean Dr	Condo	1	1	20	\$309K	\$308K
28 November, 2016	202, 18 Kenaston Gdns	Condo	1	1	20	\$345K	\$342K
29 November, 2016	405, 2 Rean Dr	Condo	2	2	8	\$419K	\$418K
	1511, 17 Barberry Pl	Condo	1	2	17	\$390K	\$385K
	1710, 29 Singer Crt	Condo	1	1	8	\$329K	\$338K
	2208, 121 McMahan Dr	Condo	2	2	21	\$468K	\$462K
30 November, 2016	515, 29 Singer Crt	Condo	1	1	53	\$339K	\$340K
	1208, 18 Kenaston Gdns	Condo	1	2	26	\$428K	\$415K
	Th9, 121 McMahan Dr	Townhouse	2	3	20	\$619K	\$625K
1 December, 2016	16 Tangle Briarway Way	Townhouse	4	3	2	\$540K	\$575K
	109, 1 Watergarden Way W	Condo	2	2	48	\$980K	\$950K
	622, 2756 Old Leslie St	Condo	1	2	105	\$465K	\$455K
2 December, 2016	515, 18 Rean Dr	Condo	1	2	17	\$399K	\$392K
3 December, 2016	501, 2756 Old Leslie St	Condo	1	1	50	\$305K	\$302K
5 December, 2016	1607, 18 Kenaston Gdns	Condo	2	2	5	\$500K	\$500K
	1802, 29 Singer Crt	Condo	2	2	49	\$520K	\$500K

Data

Month, Day, Year of Sold Date	Address1	Property Type	Bedrooms	Washrooms	Days on the Market	List Price	Sold Price
5 December, 2016	2502, 121 McMahan Dr	Condo	1	1	46	\$310K	\$303K
6 December, 2016	702, 2 Rean Dr	Condo	1	1	21	\$319K	\$315K
	1207, 19 Singer Crt	Condo	1	1	5	\$325K	\$323K
	Th01, 25 Singer Crt	Townhouse	3	3	21	\$729K	\$719K
7 December, 2016	1517, 2885 Bayview Ave	Condo	0	1	8	\$275K	\$275K
8 December, 2016	105, 19 Barberry Pl	Condo	1	1	7	\$284K	\$285K
9 December, 2016	902, 2756 Old Leslie St	Condo	1	1	42	\$349K	\$333K
	2906, 121 McMahan Dr	Condo	1	1	87	\$328K	\$317K
11 December, 2016	9 Finchgate Crt	Detached	3	3	2	\$2,249K	\$2,230K
	505, 17 Kenaston Gdns	Condo	1	1	18	\$328K	\$318K
	3001, 121 McMahan Dr	Condo	1	1	3	\$350K	\$388K
12 December, 2016	603, 19 Singer Crt	Condo	1	1	97	\$310K	\$304K
	902, 72 Esther Shiner Blvd	Condo	1	1	2	\$359K	\$352K
	906, 29 Singer Crt	Condo	1	1	5	\$298K	\$292K
14 December, 2016	1803, 1 Rean Dr	Condo	1	2	1	\$390K	\$404K
	2603, 121 McMahan Dr	Condo	1	1	29	\$368K	\$364K
15 December, 2016	1707, 72 Esther Shiner Blvd	Condo	2	2	7	\$500K	\$513K
	Gv107, 38 Kenaston Gdns	Townhouse	1	1	8	\$400K	\$418K
16 December, 2016	317, 18 Kenaston Gdns	Condo	1	2	38	\$438K	\$434K
	807, 72 Esther Shiner Blvd	Condo	2	2	8	\$539K	\$529K
	Ph18, 650 Sheppard Ave	Condo	1	2	38	\$499K	\$497K
17 December, 2016	919, 19 Singer Crt	Condo	1	2	6	\$339K	\$360K
19 December, 2016	9 Marcelline Cres	Detached	4	4	5	\$1,880K	\$1,840K
	66 Wild Briarway	Townhouse	4	4	6	\$590K	\$643K
	105 Page Ave	Detached	5	5	19	\$2,280K	\$2,220K
	1607, 1 Rean Dr	Condo	2	2	52	\$539K	\$533K
21 December, 2016	917, 2756 Old Leslie St	Condo	1	1	78	\$355K	\$348K
	1812, 17 Barberry Pl	Condo	1	2	16	\$399K	\$397K

Data

Month, Day, Year of Sold Date	Address1	Property Type	Bedrooms	Washrooms	Days on the Market	List Price	Sold Price
22 December, 2016	506, 2756 Old Leslie St	Condo	2	1	24	\$360K	\$355K
29 December, 2016	603, 17 Kenaston Gdns	Condo	2	2	15	\$538K	\$510K
30 December, 2016	3111, 29 Singer Crt	Condo	2	2	37	\$548K	\$540K
1 January, 2017	702, 29 Singer Crt	Condo	2	2	4	\$510K	\$510K
4 January, 2017	1902, 72 Esther Shiner Blvd	Condo	1	1	2	\$369K	\$352K
5 January, 2017	723, 2885 Bayview Ave	Condo	1	1	79	\$393K	\$380K
	1204, 1 Rean Dr	Condo	1	1	1	\$335K	\$335K
7 January, 2017	2902, 121 McMahan Dr	Condo	1	1	5	\$358K	\$350K
8 January, 2017	1321, 2885 Bayview Ave	Condo	1	1	3	\$429K	\$440K
9 January, 2017	2 Palomino Cres	Detached	3	3	81	\$2,150K	\$2,000K
10 January, 2017	710, 17 Kenaston Gdns	Condo	1	1	8	\$340K	\$345K
	810, 12 Rean Dr	Condo	1	1	131	\$373K	\$365K
	1016, 19 Singer Crt	Condo	1	1	29	\$278K	\$275K
11 January, 2017	43 Page Ave	Detached	3	3	1	\$2,098K	\$2,095K
	321, 72 Esther Shiner Blvd	Condo	1	1	9	\$310K	\$300K
	604, 650 Sheppard Ave E	Condo	1	1	27	\$349K	\$348K
	1615, 72 Esther Shiner Blvd	Condo	2	2	5	\$515K	\$510K
12 January, 2017	301, 2885 Bayview Ave	Condo	1	1	1	\$389K	\$388K
	403, 23 Rean Dr	Condo	2	2	1	\$549K	\$563K
	2111, 29 Singer Crt	Condo	2	2	36	\$539K	\$530K
13 January, 2017	2 Flaremore Cres	Detached	5	5	53	\$3,589K	\$3,142K
15 January, 2017	503, 1 Watergarden Way	Condo	2	3	9	\$1,200K	\$1,100K
	608, 2 Rean Dr N	Condo	2	2	9	\$459K	\$476K
16 January, 2017	3101, 33 Singer Crt	Condo	1	1	6	\$379K	\$382K
17 January, 2017	14 Arrowstook Rd	Detached	3	2	8	\$2,150K	\$2,420K
	53 Elsa Vine Way	Townhouse	3	3	7	\$519K	\$600K
	506, 650 Sheppard Ave E	Condo	1	1	8	\$330K	\$355K
	2007, 72 Esther Shiner Blvd	Condo	2	2	36	\$544K	\$533K

Data

Month, Day, Year of Sold Date	Address1	Property Type	Bedrooms	Washrooms	Days on the Market	List Price	Sold Price
18 January, 2017	25 Woodthrush Crt	Detached	4	3	2	\$2,299K	\$2,275K
	701, 72 Esther Shiner Blvd	Condo	1	1	4	\$329K	\$330K
	1807, 1 Rean Dr	Condo	2	2	3	\$558K	\$580K
	2903, 33 Singer Crt	Condo	1	1	13	\$350K	\$342K
19 January, 2017	201, 1 Watergarden Way	Condo	2	2	8	\$729K	\$727K
	1009, 72 Esther Shiner Blvd	Condo	1	1	43	\$400K	\$388K
	1101, 3 Rean Dr	Condo	2	2	2	\$435K	\$433K
21 January, 2017	1512, 1 Rean Dr	Condo	2	2	5	\$499K	\$500K
22 January, 2017	705, 2 Rean Dr	Condo	2	2	3	\$429K	\$470K
23 January, 2017	1803, 19 Singer Crt	Condo	1	1	20	\$310K	\$300K
24 January, 2017	20 Ravenscroft Circ	Detached	3	2	8	\$1,850K	\$1,900K
	203, 19 Barberry Pl	Condo	1	1	8	\$300K	\$320K
	1001, 121 McMahan Dr	Condo	1	1	13	\$375K	\$398K
25 January, 2017	709, 72 Esther Shiner Blvd	Condo	1	1	1	\$399K	\$399K
26 January, 2017	411, 27 Rean Dr S	Condo	1	1	2	\$359K	\$359K
27 January, 2017	815, 17 Barberry Pl	Condo	2	2	24	\$400K	\$438K
	2756 Old Leslie St N	Condo	1	1	24	\$338K	\$340K
	Ph13, 650 Sheppard Ave E	Condo	2	2	22	\$699K	\$695K
28 January, 2017	1508, 33 Singer Crt	Condo	1	1	5	\$285K	\$321K
29 January, 2017	1610, 121 McMahan Dr	Condo	1	1	3	\$389K	\$388K
30 January, 2017	315, 12 Rean Dr	Condo	1	1	38	\$400K	\$390K
	1508, 121 McMahan Dr	Condo	2	2	7	\$479K	\$503K
31 January, 2017	2802, 121 McMahan Dr	Condo	1	1	14	\$352K	\$352K
1 February, 2017	412, 12 Rean Dr	Condo	1	1	107	\$389K	\$382K
	508, 23 Rean Dr	Condo	2	2	43	\$699K	\$608K
	2015, 29 Singer Crt	Condo	1	1	2	\$356K	\$376K
	Th01, 125 McMahan Dr	Townhouse	3	4	55	\$1,328K	\$1,260K
2 February, 2017	1109, 2 Rean Dr	Condo	1	1	13	\$330K	\$365K

Data

Month, Day, Year of Sold Date	Address1	Property Type	Bedrooms	Washrooms	Days on the Market	List Price	Sold Price
3 February, 2017	708, 2756 Old Leslie St	Condo	1	1	1	\$339K	\$340K
4 February, 2017	203, 72 Esther Shiner Blvd	Condo	1	1	4	\$449K	\$440K
	609, 2756 Old Leslie St	Condo	1	1	3	\$379K	\$376K
	2803, 33 Singer Crt	Condo	1	1	1	\$350K	\$375K
5 February, 2017	5 Alamosa Dr	Detached	3	3	0	\$2,000K	\$2,600K
6 February, 2017	16 Gatehead Rd	Detached	3	3	4	\$1,289K	\$1,688K
	613, 17 Kenaston Gdns	Condo	1	1	3	\$383K	\$398K
7 February, 2017	711, 15 Singer Crt	Condo	1	2	5	\$340K	\$416K
	1001, 8 Rean Dr	Condo	2	2	14	\$439K	\$463K
8 February, 2017	41 Citation Dr	Detached	3	5	5	\$4,288K	\$4,080K
	1209A, 19 Singer Crt	Condo	1	1	2	\$290K	\$320K
9 February, 2017	408, 676 Sheppard Ave E	Condo	2	2	37	\$600K	\$599K
	602, 29 Singer Crt	Condo	2	2	59	\$518K	\$540K
	1019, 2756 Old Leslie St	Condo	1	2	15	\$399K	\$409K
	2313, 17 Barberry Pl	Condo	1	1	0	\$314K	\$314K
10 February, 2017	620, 19 Singer Crt	Condo	1	2	14	\$355K	\$375K
	622, 27 Rean Dr	Condo	1	2	4	\$380K	\$421K
	1109, 72 Esther Shiner Blvd	Condo	1	1	18	\$415K	\$403K
	1706, 121 McMahan Dr	Condo	1	1	11	\$338K	\$345K
	3510, 121 McMahan Dr	Condo	1	1	14	\$398K	\$412K
11 February, 2017	425, 650 Sheppard Ave E	Condo	1	1	2	\$339K	\$366K
	1607, 121 McMahan Dr	Condo	1	1	3	\$360K	\$350K
13 February, 2017	11 Blithfield Ave	Detached	4	5	6	\$2,700K	\$2,910K
	809, 29 Singer Crt	Condo	2	2	32	\$499K	\$495K
14 February, 2017	44 Palomino Cres	Detached	3	3	8	\$1,895K	\$2,410K
	1108, 19 Singer Crt	Condo	2	2	11	\$588K	\$580K
	3102, 121 McMahan Dr	Condo	1	1	64	\$330K	\$320K
15 February, 2017	4, 1 Watergarden Way	Condo	1	1	10	\$280K	\$275K

Data

Month, Day, Year of Sold Date	Address1	Property Type	Bedrooms	Washrooms	Days on the Market	List Price	Sold Price
15 February, 2017	301, 2756 Old Leslie St	Condo	1	1	25	\$290K	\$283K
16 February, 2017	29 Geraldton Cres	Detached	4	3	3	\$1,588K	\$2,050K
	37 Sumner Heights Dr	Detached	3	3	2	\$1,795K	\$2,619K
	48 Geraldton Cres	Detached	3	4	1	\$1,889K	\$2,450K
	302, 19 Singer Crt	Condo	1	1	2	\$329K	\$368K
	603, 121 McMahan Dr	Condo	1	1	6	\$365K	\$362K
	708, 18 Rean Dr	Condo	1	2	16	\$418K	\$410K
	3316, 121 McMahan Dr	Condo	1	1	10	\$380K	\$380K
17 February, 2017	309, 33 Singer Crt	Condo	2	2	19	\$485K	\$465K
	1611, 19 Singer Crt	Condo	1	1	17	\$285K	\$285K
	3315, 121 McMahan Dr	Condo	1	1	11	\$390K	\$410K
	Th2, 25 Singer Crt	Townhouse	3	3	14	\$789K	\$800K
19 February, 2017	1303, 18 Kenaston Gdns	Condo	1	2	2	\$420K	\$472K
20 February, 2017	Ph 803, 676 Sheppard Ave E	Condo	2	2	34	\$619K	\$601K
21 February, 2017	2702, 29 Singer Crt	Condo	2	2	42	\$558K	\$545K
22 February, 2017	320, 72 Esther Shiner Blvd	Condo	1	1	6	\$400K	\$399K
	505, 19 Singer Crt	Condo	1	1	10	\$329K	\$348K
	506, 19 Singer Crt	Condo	1	1	5	\$329K	\$376K
	526, 27 Rean Dr	Condo	0	1	1	\$259K	\$265K
	641, 2885 Bayview Ave	Condo	1	1	4	\$400K	\$400K
	917, 121 McMahan Dr	Condo	2	2	2	\$519K	\$542K
	2303, 121 McMahan Dr	Condo	1	1	1	\$329K	\$365K
23 February, 2017	1701B, 19 Singer Crt	Condo	1	1	3	\$328K	\$368K
24 February, 2017	203, 8 Rean Dr	Condo	1	2	1	\$368K	\$424K
	209, 2756 Old Leslie St	Condo	1	2	9	\$399K	\$399K
	224, 18 Rean Dr	Condo	1	1	81	\$290K	\$289K
	403, 27 Rean Dr	Condo	1	1	5	\$350K	\$362K
	1806, 121 McMahan Dr	Condo	1	1	11	\$349K	\$361K

Data

Month, Day, Year of Sold Date	Address1	Property Type	Bedrooms	Washrooms	Days on the Market	List Price	Sold Price
25 February, 2017	1211, 121 McMahan Dr	Condo	1	1	10	\$368K	\$390K
26 February, 2017	9 Chase Rd	Detached	3	2	2	\$1,388K	\$1,881K
	79 Alamosa Dr	Detached	3	4	4	\$2,889K	\$3,350K
27 February, 2017	4 Caracas Rd	Semi-Detached	4	2	3	\$1,233K	\$1,233K
	6 Morewood Cres	Detached	3	3	5	\$2,388K	\$2,600K
	207, 23 Rean Dr	Condo	0	1	11	\$339K	\$339K
	235, 2885 Bayview Ave	Condo	1	2	13	\$466K	\$482K
	407, 660 Sheppard Ave E	Condo	2	2	4	\$788K	\$948K
	3508, 121 McMahan Dr	Condo	2	2	3	\$490K	\$582K
	56 Burbank Dr	Detached	3	3	8	\$2,750K	\$2,900K
2 March, 2017	60 Ravenscroft Circ	Detached	3	2	7	\$2,090K	\$2,200K
	710, 33 Singer Crt	Condo	1	1	2	\$355K	\$409K
	1711, 33 Singer Crt	Condo	2	2	6	\$580K	\$585K
	3301, 121 McMahan Dr	Condo	1	1	9	\$449K	\$448K
3 March, 2017	1710, 19 Singer Crt	Condo	1	1	13	\$338K	\$325K
	2612, 121 McMahan Dr	Condo	1	1	2	\$399K	\$435K
	Ph16, 650 Sheppard Ave E	Condo	2	2	25	\$699K	\$720K
4 March, 2017	18 Bathford Cres	Detached	3	3	4	\$1,489K	\$1,900K
	810, 33 Singer Crt	Condo	1	1	1	\$350K	\$430K
	1310, 2885 Bayview Ave	Condo	1	1	11	\$470K	\$470K
5 March, 2017	7 Maureen Dr	Detached	3	2	10	\$2,196K	\$2,582K
	418, 19 Barberry Pl	Condo	1	2	6	\$390K	\$451K
	Ph11, 29 Singer Crt	Condo	2	2	2	\$598K	\$623K
6 March, 2017	11 Citation Dr	Detached	3	3	7	\$2,595K	\$3,180K
	32 Hawksbury Dr	Detached	3	3	4	\$2,688K	\$3,282K
	102, 1 Rean Dr	Condo	1	1	10	\$360K	\$401K
	106, 12 Rean Dr	Condo	1	2	41	\$430K	\$415K
	Th05, 33 Singer Crt	Townhouse	2	3	3	\$630K	\$720K

Data

Month, Day, Year of Sold Date	Address1	Property Type	Bedrooms	Washrooms	Days on the Market	List Price	Sold Price
7 March, 2017	5 Bunty Lane	Detached	3	3	7	\$1,988K	\$2,525K
	66 Citation Dr	Detached	3	2	5	\$2,288K	\$2,475K
	701A, 19 Singer Crt	Condo	0	1	7	\$280K	\$340K
	903, 121 McMahan Dr	Condo	1	1	5	\$368K	\$452K
	1203, 121 McMahan Dr	Condo	1	1	7	\$329K	\$335K
8 March, 2017	25 Whittaker Cres	Detached	4	3	6	\$2,188K	\$2,690K
	105 Alamosa Dr	Detached	3	3	6	\$2,890K	\$3,100K
	716, 72 Esther Shiner Blvd	Condo	1	1	1	\$425K	\$435K
	809A, 19 Singer Crt	Condo	1	1	6	\$319K	\$351K
	1606, 72 Esther Shiner Blvd	Condo	2	2	2	\$570K	\$630K
	2007, 1 Rean Dr	Condo	2	2	1	\$599K	\$681K
9 March, 2017	303, 662 Sheppard Ave E	Condo	2	2	5	\$739K	\$750K
10 March, 2017	3502, 121 McMahan Dr	Condo	1	1	0	\$379K	\$430K
11 March, 2017	10 Foxwarren Dr	Detached	4	7	16	\$3,748K	\$3,680K
	Uph02, 17 Barberry Pl	Condo	2	2	4	\$579K	\$631K
12 March, 2017	302, 12 Rean Dr	Condo	1	1	9	\$399K	\$452K
	1401, 17 Barberry Pl	Condo	1	2	2	\$419K	\$500K
13 March, 2017	307, 2 Rean Dr	Condo	1	1	9	\$340K	\$390K
	507, 650 Sheppard Ave E	Condo	2	2	6	\$650K	\$635K
	1103, 662 Sheppard Ave E	Condo	2	2	19	\$769K	\$740K
	1502, 121 McMahan Dr	Condo	1	1	0	\$338K	\$358K
	1611, 8 Rean Dr	Condo	1	1	8	\$370K	\$438K
14 March, 2017	401, 15 Rean Dr	Condo	1	1	20	\$399K	\$451K
15 March, 2017	902, 660 Sheppard Ave E	Condo	2	3	12	\$2,188K	\$2,250K
16 March, 2017	67 Whittaker Cres	Detached	3	2	1	\$2,180K	\$2,800K
	218, 27 Rean Dr	Condo	1	2	21	\$385K	\$382K
	430, 650 Sheppard Ave E	Condo	1	1	3	\$399K	\$515K
	511, 72 Esther Shiner Blvd	Condo	1	1	5	\$340K	\$330K

Data

Month, Day, Year of Sold Date	Address1	Property Type	Bedrooms	Washrooms	Days on the Market	List Price	Sold Price
16 March, 2017	801, 2 Rean Dr	Condo	2	2	5	\$469K	\$505K
17 March, 2017	309, 72 Esther Shiner Blvd	Condo	1	1	27	\$419K	\$408K
	806, 72 Esther Shiner Blvd	Condo	2	2	2	\$576K	\$571K
	#309, 1 Watergarden Way	Condo	3	3	4	\$1,388K	\$1,320K
18 March, 2017	2608, 121 McMahan Dr	Condo	2	2	3	\$570K	\$582K
	2611, 29 Singer Crt	Condo	2	2	5	\$545K	\$613K
	Th12, 121 McMahan Dr	Townhouse	3	4	16	\$1,168K	\$1,098K
19 March, 2017	1522, 19 Singer Crt	Condo	2	2	4	\$538K	\$670K
20 March, 2017	305, 27 Rean Dr	Condo	1	1	2	\$325K	\$328K
	305C, 662 Sheppard Ave E	Condo	2	3	4	\$1,699K	\$1,975K
	1205, 2885 Bayview Ave	Condo	2	2	134	\$1,099K	\$1,055K
21 March, 2017	222, 2885 Bayview Ave	Condo	1	1	6	\$459K	\$466K
	401, 12 Rean Dr	Condo	2	3	8	\$628K	\$830K
	1109A, 19 Singer Crt	Condo	1	1	8	\$385K	\$392K
	1903, 121 McMahan Dr	Condo	1	1	4	\$399K	\$462K
23 March, 2017	506, 15 Singer Crt	Condo	1	1	3	\$348K	\$410K
	1015, 15 Singer Crt	Condo	1	2	7	\$340K	\$436K
	Ph06, 19 Singer Crt	Condo	1	1	5	\$389K	\$600K
	Ph105, 17 Barberry Pl	Condo	2	2	2	\$959K	\$1,120K
24 March, 2017	10 Arrowstook Rd	Detached	3	4	2	\$2,299K	\$2,705K
	502, 19 Barberry Pl	Condo	2	2	21	\$499K	\$505K
26 March, 2017	502, 2 Rean Dr	Condo	1	1	5	\$360K	\$450K
	Ph01, 17 Barberry Pl	Condo	2	2	3	\$680K	\$732K
27 March, 2017	104, 1 Rean Dr	Condo	1	1	13	\$360K	\$398K
	202, 27 Rean Dr	Condo	1	1	25	\$399K	\$416K
	3005, 121 McMahan Dr	Condo	1	1	2	\$400K	\$452K
28 March, 2017	71 Whittaker Cres	Detached	3	3	0	\$2,380K	\$2,700K
	518, 2885 Bayview Ave N	Condo	1	2	18	\$540K	\$523K

Data

Month, Day, Year of Sold Date	Address1	Property Type	Bedrooms	Washrooms	Days on the Market	List Price	Sold Price
28 March, 2017	627, 27 Rean Dr	Condo	1	2	14	\$410K	\$462K
	1114, 2885 Bayview Ave	Condo	1	1	0	\$499K	\$549K
29 March, 2017	85 Woody Vineway Way	Townhouse	3	3	6	\$478K	\$620K
	410, 1 Rean Dr	Condo	1	2	1	\$389K	\$460K
	615, 2756 Old Leslie St	Condo	1	1	2	\$325K	\$328K
30 March, 2017	405, 676 Sheppard Ave E	Condo	1	2	5	\$499K	\$535K
	408, 1 Rean Dr	Condo	2	2	8	\$500K	\$612K
	902, 19 Singer Crt	Condo	1	1	6	\$368K	\$495K
	1012, 1 Rean Dr	Condo	2	2	2	\$500K	\$605K
	1103, 2885 Bayview Ave	Condo	0	1	17	\$315K	\$315K
31 March, 2017	33 Hawksbury Dr	Detached	4	3	8	\$2,288K	\$2,920K
	60 Alamosa Dr	Detached	3	3	4	\$2,488K	\$2,400K
	609, 121 McMahan Dr	Condo	2	2	15	\$499K	\$549K
1 April, 2017	209, 23 Rean Dr	Condo	1	2	24	\$418K	\$418K
	312, 2 Rean Dr	Condo	2	2	5	\$480K	\$551K
	601, 29 Singer Crt	Condo	1	1	1	\$380K	\$485K
	2001, 121 McMahan Dr	Condo	1	1	23	\$439K	\$460K
	2609, 29 Singer Crt	Condo	2	2	12	\$539K	\$560K
	2 April, 2017	30 Bunty Lane	Detached	3	3	5	\$2,150K
3 April, 2017	1 Hi Mount Dr	Detached	3	3	7	\$3,188K	\$3,768K
	2, 1 Watergarden Way	Condo	1	1	6	\$295K	\$295K
	530, 27 Rean Dr	Condo	1	1	0	\$339K	\$348K
	625, 2885 Bayview Ave	Condo	2	2	14	\$558K	\$558K
	Ph11, 650 Sheppard Ave	Condo	2	2	0	\$699K	\$695K
4 April, 2017	185 Burbank Dr	Detached	3	3	0	\$2,800K	\$2,940K
	402, 17 Kenaston Gdns	Condo	1	1	1	\$350K	\$401K
	1523, 19 Singer Crt	Condo	2	2	4	\$665K	\$696K
	1602, 19 Singer Crt	Condo	1	1	8	\$368K	\$440K

Data

Month, Day, Year of Sold Date	Address1	Property Type	Bedrooms	Washrooms	Days on the Market	List Price	Sold Price
4 April, 2017	3608, 121 McMahan Dr	Condo	2	2	14	\$565K	\$660K
	Gv12, 2 Rean Dr	Townhouse	1	1	5	\$429K	\$460K
	Th 25, 2 Rean Dr	Townhouse	2	3	7	\$749K	\$885K
5 April, 2017	1, 1 Watergarden Way	Condo	1	1	0	\$295K	\$288K
	18 Tangle Briarway	Townhouse	4	3	6	\$599K	\$692K
	307, 650 Sheppard Ave E	Condo	2	2	2	\$669K	\$668K
	309, 1 Rean Dr	Condo	1	1	2	\$359K	\$400K
6 April, 2017	7 Sutcliffe Dr	Detached	3	3	7	\$2,480K	\$2,936K
	110, 1 Watergarden Way	Condo	3	2	33	\$1,130K	\$1,060K
	219, 19 Singer Crt	Condo	1	2	5	\$380K	\$443K
7 April, 2017	614, 650 Sheppard Ave E	Condo	1	1	9	\$388K	\$440K
	1906, 18 Kenaston Gdns	Condo	2	2	7	\$775K	\$875K
8 April, 2017	708, 121 McMahan Dr	Condo	2	2	3	\$489K	\$611K
9 April, 2017	706, 72 Esther Shiner Blvd	Condo	2	2	5	\$599K	\$651K
	816, 17 Kenaston Gdns	Condo	1	1	2	\$349K	\$405K
	2008, 1 Rean Dr	Condo	1	2	10	\$380K	\$490K
	2210, 1 Rean Dr	Condo	2	2	5	\$680K	\$675K
10 April, 2017	201B, 660 Sheppard Ave E	Condo	2	2	5	\$800K	\$790K
	605, 2756 Old Leslie St	Condo	1	1	13	\$325K	\$335K
	1514, 3 Rean Dr	Condo	1	1	3	\$358K	\$390K
	1609, 72 Esther Shiner Blvd	Condo	1	1	5	\$398K	\$465K
11 April, 2017	38 Bathford Cres	Detached	3	2	7	\$1,788K	\$1,615K
	53 Sumner Heights Dr	Detached	3	3	8	\$2,450K	\$2,800K
	425, 18 Rean Dr	Condo	1	1	4	\$315K	\$415K
	1901, 17A Barberry Pl	Condo	1	2	5	\$418K	\$520K
12 April, 2017	212, 17 Kenaston Gdns	Condo	1	1	6	\$460K	\$430K
	308, 19 Singer Crt	Condo	2	2	9	\$588K	\$698K
	328, 650 Sheppard Ave E	Condo	0	1	1	\$269K	\$295K

Data

Month, Day, Year of Sold Date	Address1	Property Type	Bedrooms	Washrooms	Days on the Market	List Price	Sold Price
12 April, 2017	415, 2756 Old Leslie St	Condo	1	1	9	\$339K	\$397K
	716, 19 Singer Crt	Condo	1	1	14	\$369K	\$365K
	808, 12 Rean Dr	Condo	2	2	9	\$798K	\$988K
	1219, 19 Singer Crt	Condo	1	2	15	\$488K	\$490K
	2511, 29 Singer Crt	Condo	2	2	7	\$539K	\$660K
13 April, 2017	37 Millgate Cres	Detached	3	2	2	\$2,750K	\$2,725K
	64 Caracas Rd	Semi-Detached	3	2	8	\$1,088K	\$1,300K
	518, 27 Rean Dr	Condo	1	2	7	\$410K	\$450K
14 April, 2017	508, 2756 Old Leslie St	Condo	1	1	8	\$325K	\$328K
15 April, 2017	601A, 19 Singer Crt	Condo	0	1	5	\$300K	\$370K
	3009, 121 McMahan Dr	Condo	2	2	3	\$559K	\$650K
16 April, 2017	51 Allview Cres	Detached	3	2	4	\$1,650K	\$1,603K
	2509, 121 McMahan Dr	Condo	2	2	5	\$560K	\$675K
17 April, 2017	2015, 121 McMahan Dr	Condo	1	1	2	\$408K	\$468K
	Ph11, 33 Singer Crt	Condo	2	2	8	\$600K	\$680K
18 April, 2017	629, 650 Sheppard Ave E	Condo	1	1	8	\$440K	\$510K
	701B, 19 Singer Crt	Condo	1	1	7	\$368K	\$414K
	1608, 121 McMahan Dr	Condo	2	2	5	\$539K	\$650K
	2101, 17 Barberry Pl	Condo	1	2	13	\$432K	\$515K
	2807, 29 Singer Crt	Condo	1	1	7	\$399K	\$412K
20 April, 2017	31 Knollview Cres	Detached	4	4	1	\$2,600K	\$2,600K
	515, 2756 Old Leslie St	Condo	1	1	7	\$325K	\$338K
	805, 17 Kenaston Gdns	Condo	2	2	8	\$579K	\$635K
	805, 121 McMahan Dr	Condo	1	1	29	\$457K	\$451K
	811, 121 McMahan Dr	Condo	1	1	15	\$369K	\$438K
	1203, 72 Esther Shiner Blvd	Condo	1	1	11	\$468K	\$470K
	1710, 3 Rean Dr	Condo	2	2	8	\$709K	\$709K
	2510, 121 McMahan Dr	Condo	1	1	1	\$439K	\$481K

Data

Month, Day, Year of Sold Date	Address1	Property Type	Bedrooms	Washrooms	Days on the Market	List Price	Sold Price
21 April, 2017	404, 27 Rean Dr	Condo	1	1	3	\$359K	\$475K
	Gv#203, 38 Kenaston Gdns	Townhouse	2	2	2	\$650K	\$755K
23 April, 2017	82 Forest Grove Dr	Detached	3	3	4	\$4,188K	\$4,380K
24 April, 2017	806, 12 Rean Dr	Condo	2	2	6	\$798K	\$949K
	1501, 662 Sheppard Ave E	Condo	2	3	3	\$1,594K	\$1,719K
25 April, 2017	29 Knollview Cres	Detached	3	3	0	\$2,400K	\$2,400K
	46 Palomino Cres	Detached	3	3	8	\$2,450K	\$2,638K
	137 Burbank Dr	Detached	4	3	6	\$3,488K	\$3,355K
	420, 650 Sheppard Ave E	Condo	1	1	30	\$340K	\$366K
	1006, 15 Singer Crt	Condo	1	1	7	\$348K	\$423K
26 April, 2017	217, 18 Rean Dr	Condo	1	2	6	\$399K	\$450K
	601, 15 Singer Crt	Condo	3	3	8	\$700K	\$705K
27 April, 2017	202, 121 McMahan Dr	Condo	1	1	8	\$339K	\$337K
	808, 1 Rean Dr	Condo	2	2	7	\$588K	\$605K
28 April, 2017	307, 19 Singer Crt	Condo	1	1	11	\$379K	\$437K
	1611, 33 Singer Crt	Condo	2	2	9	\$668K	\$648K
	2108, 29 Singer Crt	Condo	1	1	3	\$358K	\$442K
30 April, 2017	409, 1 Rean Dr	Condo	1	1	13	\$410K	\$406K
1 May, 2017	36 Palomino Cres	Detached	3	3	10	\$2,488K	\$2,700K
	57 Whittaker Cres	Detached	3	3	6	\$2,288K	\$2,580K
	304B, 660 Sheppard Ave E	Condo	2	2	13	\$889K	\$951K
	812, 8 Rean Dr	Condo	2	2	19	\$520K	\$578K
	910, 18 Kenaston Gdns	Condo	1	1	2	\$359K	\$359K
	2812, 121 McMahan Dr	Condo	1	1	6	\$460K	\$480K
2 May, 2017	Locker, 33 Singer Crt	Other	0	0	4	\$5K	\$5K
3 May, 2017	212, 676 Sheppard Ave E	Condo	2	2	3	\$749K	\$733K
4 May, 2017	18 Windham Dr	Detached	5	6	8	\$3,980K	\$3,970K
	211, 2885 Bayview Ave	Condo	1	1	14	\$400K	\$396K

Data

Month, Day, Year of Sold Date	Address1	Property Type	Bedrooms	Washrooms	Days on the Market	List Price	Sold Price
5 May, 2017	63 Alamosa Dr	Detached	5	8	3	\$5,188K	\$5,250K
	819, 2756 Old Leslie St	Condo	1	2	24	\$470K	\$462K
	1204, 660 Sheppard Ave E	Condo	2	3	8	\$1,199K	\$1,700K
	1219, 2885 Bayview Ave	Condo	1	1	8	\$499K	\$500K
	2508, 1 Rean Dr	Condo	1	2	4	\$485K	\$530K
6 May, 2017	211, 19 Barberry Pl	Condo	1	2	5	\$390K	\$440K
8 May, 2017	16 Arrowstook Rd	Detached	3	3	5	\$2,800K	\$2,900K
	85 Alamosa Dr	Detached	4	3	5	\$3,480K	\$3,640K
	1616, 19 Singer Crt	Condo	1	1	17	\$359K	\$375K
9 May, 2017	631, 650 Sheppard Ave E	Condo	1	1	15	\$353K	\$355K
10 May, 2017	3 Thorny Vineway	Townhouse	4	2	13	\$660K	\$645K
11 May, 2017	30 Burleigh Heights Dr	Detached	3	3	7	\$2,450K	\$2,400K
	608, 29 Singer Crt	Condo	1	1	10	\$385K	\$410K
	2815, 33 Singer Crt	Condo	1	1	7	\$360K	\$420K
12 May, 2017	101, 1 Watergarden Way	Condo	2	2	40	\$650K	\$608K
	1807, 72 Esther Shiner Blvd	Condo	2	2	8	\$669K	\$650K
13 May, 2017	520, 2885 Bayview Ave	Condo	1	2	22	\$539K	\$530K
15 May, 2017	413, 8 Rean Dr	Condo	1	1	15	\$399K	\$395K
	501, 17 Kenaston Gdns	Condo	1	1	17	\$249K	\$330K
	610, 18 Kenaston Gdns	Condo	1	1	5	\$359K	\$375K
	3010, 29 Singer Crt	Condo	1	1	13	\$388K	\$461K
16 May, 2017	419, 27 Rean Dr	Condo	1	1	21	\$355K	\$399K
	906, 72 Esther Shiner Blvd	Condo	2	2	7	\$569K	\$618K
17 May, 2017	1409, 2885 Bayview Ave	Condo	1	1	5	\$499K	\$503K
	3201, 115 McMahan Dr	Condo	1	1	0	\$513K	\$513K
18 May, 2017	51 Hawksbury Dr	Detached	3	3	9	\$2,888K	\$3,120K
	212, 15 Singer Crt	Condo	1	2	14	\$359K	\$400K
	1104, 2 Rean Dr	Condo	1	1	9	\$359K	\$380K

Data

Month, Day, Year of Sold Date	Address1	Property Type	Bedrooms	Washrooms	Days on the Market	List Price	Sold Price
18 May, 2017	2003, 2 Rean Dr N	Condo	1	2	9	\$488K	\$480K
19 May, 2017	518, 19 Singer Crt	Condo	1	2	20	\$439K	\$450K
	1510, 2 Rean Dr	Condo	1	2	8	\$449K	\$515K
21 May, 2017	1706, 8 Rean Dr	Condo	2	2	24	\$689K	\$660K
22 May, 2017	202 Burbank Dr	Detached	3	3	14	\$2,150K	\$2,150K
23 May, 2017	210, 1 Rean Dr	Condo	1	2	7	\$400K	\$473K
	322, 650 Sheppard Ave E	Condo	1	1	4	\$339K	\$415K
	2312, 29 Singer Crt	Condo	1	1	6	\$388K	\$410K
	Gv128, 17 Barberry Pl	Townhouse	2	1	6	\$459K	\$613K
	Ph01, 33 Singer Crt	Condo	1	1	12	\$398K	\$483K
25 May, 2017	712, 15 Singer Crt	Condo	1	2	35	\$449K	\$440K
	801, 15 Singer Crt	Condo	3	3	28	\$700K	\$750K
26 May, 2017	29 Bayberry Cres	Detached	3	3	1	\$2,328K	\$2,101K
	40 Wild Briar Way	Townhouse	3	2	17	\$650K	\$640K
	45 Heathview Ave	Detached	4	3	8	\$1,995K	\$2,050K
	109, 19 Barberry Pl	Condo	1	2	28	\$459K	\$440K
	203, 2 Rean Dr	Condo	1	2	17	\$400K	\$400K
	308, 2885 Bayview Ave E	Condo	0	1	3	\$320K	\$323K
	3212, 121 McMahan Dr	Condo	1	1	23	\$469K	\$460K
27 May, 2017	3007, 115 McMahan Dr	Condo	1	1	12	\$372K	\$372K
28 May, 2017	3010, 33 Singer Crt	Condo	1	1	5	\$360K	\$437K
29 May, 2017	505, 27 Rean Dr	Condo	1	1	17	\$349K	\$349K
30 May, 2017	3 Rainbow Creek Way	Townhouse	4	3	19	\$1,668K	\$1,585K
	608, 18 Kenaston Gdns	Condo	2	2	0	\$580K	\$572K
	3102, 33 Singer Crt	Condo	2	2	15	\$599K	\$618K
31 May, 2017	1205, 121 McMahan Dr	Condo	1	1	14	\$399K	\$430K
	Th19, 780 Sheppard Ave E	Townhouse	3	3	7	\$739K	\$805K
1 June, 2017	16 Page Ave	Detached	6	3	32	\$3,280K	\$2,920K

Data

Month, Day, Year of Sold Date	Address1	Property Type	Bedrooms	Washrooms	Days on the Market	List Price	Sold Price
2 June, 2017	306, 15 Singer Crt	Condo	1	1	19	\$379K	\$379K
	610, 19 Barberry Pl	Condo	1	2	9	\$458K	\$487K
	1202, 29 Singer Crt	Condo	2	2	2	\$500K	\$535K
	1208, 15 Singer Crt	Condo	1	1	15	\$385K	\$380K
3 June, 2017	123 Thorny Vine Way	Townhouse	4	3	10	\$488K	\$553K
	1115, 2885 Bayview Ave	Condo	1	2	2	\$558K	\$545K
4 June, 2017	807, 2 Rean Dr	Condo	1	1	15	\$418K	\$397K
5 June, 2017	1204, 3300 Don Mills Rd	Condo	3	2	7	\$500K	\$480K
	2715, 29 Singer Crt	Condo	1	1	33	\$370K	\$472K
	3102, 29 Singer Crt	Condo	2	2	25	\$688K	\$660K
	Ph03, 29 Singer Crt	Condo	1	1	13	\$388K	\$415K
6 June, 2017	10 Curly Vineway	Townhouse	3	2	22	\$498K	\$535K
	806, 8 Rean Dr	Condo	1	1	23	\$379K	\$374K
	1017, 19 Singer Crt	Condo	1	1	60	\$480K	\$455K
	1108, 1 Rean Dr	Condo	2	2	27	\$588K	\$588K
	3015, 121 McMahan Dr	Condo	1	1	1	\$465K	\$458K
7 June, 2017	14 Gatehead Rd	Detached	3	3	21	\$1,500K	\$1,450K
	43 Pepper Vineway	Townhouse	3	3	13	\$575K	\$573K
	604, 23 Rean Dr	Condo	2	3	48	\$895K	\$860K
9 June, 2017	403, 650 Sheppard Ave E	Condo	1	1	9	\$350K	\$365K
	914, 2 Rean Dr	Condo	1	1	19	\$408K	\$400K
	#202, 72 Esther Shiner Blvd	Condo	1	1	8	\$455K	\$455K
10 June, 2017	1704, 8 Rean Dr	Condo	2	2	3	\$680K	\$660K
11 June, 2017	1503, 29 Singer Crt	Condo	1	1	8	\$410K	\$415K
	2006, 72 Esther Shiner Blvd	Condo	2	2	3	\$618K	\$665K
12 June, 2017	77 Forest Grove Dr	Detached	3	3	14	\$3,750K	\$3,983K
	806, 2756 Old Leslie St	Condo	1	1	3	\$439K	\$445K
	1110, 2756 Old Leslie St	Condo	2	2	6	\$548K	\$555K

Data

Month, Day, Year of Sold Date	Address1	Property Type	Bedrooms	Washrooms	Days on the Market	List Price	Sold Price
12 June, 2017	Ph07, 29 Singer Crt	Condo	1	1	11	\$300K	\$360K
13 June, 2017	813, 8 Rean Dr	Condo	1	1	27	\$360K	\$395K
14 June, 2017	411, 2885 Bayview Ave	Condo	1	1	8	\$419K	\$419K
	711, 17 Kenaston Gdns	Condo	1	1	19	\$450K	\$420K
15 June, 2017	312, 15 Singer Crt	Condo	1	2	7	\$439K	\$435K
	336, 2885 Bayview Ave	Condo	2	2	14	\$539K	\$510K
	706, 121 McMahan Dr	Condo	1	1	63	\$380K	\$360K
	913, 8 Rean Dr	Condo	1	1	2	\$387K	\$379K
16 June, 2017	405, 19 Barberry Pl	Condo	1	1	10	\$319K	\$381K
	515, 18 Kenaston Gdns	Condo	1	1	4	\$380K	\$378K
	1223, 19 Singer Crt	Condo	2	2	4	\$625K	\$614K
18 June, 2017	1717, 121 McMahan Dr	Condo	2	2	4	\$549K	\$565K
20 June, 2017	8 Heathview Ave	Detached	4	4	7	\$2,690K	\$3,201K
	206, 27 Rean Dr	Condo	1	1	19	\$339K	\$331K
21 June, 2017	611, 2885 Bayview Ave	Condo	1	1	16	\$425K	\$428K
	907, 2756 Old Leslie St	Condo	1	1	26	\$450K	\$435K
22 June, 2017	21 Bathford Cres	Detached	3	1	16	\$1,499K	\$1,315K
23 June, 2017	409, 2756 Old Leslie St	Condo	1	1	21	\$479K	\$469K
	2002, 2 Rean Dr	Condo	1	2	15	\$498K	\$508K
	#320, 2756 Old Leslie St	Condo	2	2	3	\$466K	\$470K
24 June, 2017	80 Alamosa Dr	Detached	4	3	16	\$2,188K	\$2,050K
	1902, 33 Singer Crt	Condo	2	2	15	\$599K	\$625K
26 June, 2017	1702, 29 Singer Crt	Condo	2	2	20	\$599K	\$575K
27 June, 2017	313, 676 Sheppard Ave	Condo	2	2	3	\$540K	\$535K
	1610, 19 Singer Crt	Condo	1	1	65	\$358K	\$332K
28 June, 2017	308, 18 Kenaston Gdns	Condo	1	1	7	\$429K	\$450K
29 June, 2017	322, 18 Rean Dr	Condo	1	1	14	\$369K	\$364K
30 June, 2017	612, 33 Singer Crt	Condo	1	1	9	\$299K	\$375K

Data

Month, Day, Year of Sold Date	Address1	Property Type	Bedrooms	Washrooms	Days on the Market	List Price	Sold Price
2 July, 2017	1908, 121 McMahan Dr	Condo	2	2	19	\$659K	\$642K
3 July, 2017	Th2, 1 Rean Dr	Townhouse	2	3	40	\$800K	\$735K
4 July, 2017	310, 2885 Bayview Ave	Condo	1	1	18	\$419K	\$416K
	1503, 2885 Bayview Ave	Condo	0	1	26	\$300K	\$300K
	3615, 121 McMahan Dr	Condo	1	1	21	\$468K	\$460K
6 July, 2017	1602, 29 Singer Crt	Condo	2	2	52	\$589K	\$570K
7 July, 2017	908, 15 Singer Crt	Condo	1	1	28	\$379K	\$373K
	1617, 121 McMahan Dr	Condo	2	2	29	\$589K	\$572K
	Th56, 780 Sheppard Ave E	Townhouse	3	3	15	\$799K	\$817K
8 July, 2017	1515, 121 McMahan Dr	Condo	1	1	1	\$476K	\$475K
10 July, 2017	24 Sumner Heights Dr	Detached	3	2	35	\$2,300K	\$2,300K
	94 Tangle Briarway	Townhouse	3	2	10	\$630K	\$630K
	705, 1 Rean Dr	Condo	2	2	25	\$580K	\$565K
	818, 19 Singer Crt	Condo	1	2	52	\$450K	\$463K
11 July, 2017	103, 17 Kenaston Gdns	Condo	1	1	11	\$439K	\$435K
	302, 33 Singer Crt	Condo	2	2	28	\$629K	\$600K
	312, 19 Barberry Pl	Condo	1	1	19	\$419K	\$410K
	313, 3 Rean Dr	Condo	1	1	24	\$369K	\$369K
12 July, 2017	1909, 8 Rean Dr	Condo	2	2	5	\$550K	\$557K
13 July, 2017	418, 27 Rean Dr	Condo	1	2	57	\$420K	\$403K
	529, 650 Sheppard Ave E	Condo	1	1	24	\$475K	\$470K
15 July, 2017	604, 18 Rean Dr	Condo	1	1	7	\$428K	\$419K
17 July, 2017	52 B Citation Dr	Detached	5	6	69	\$4,768K	\$4,506K
	518, 2756 Old Leslie St E	Condo	1	2	45	\$440K	\$435K
	705, 3 Rean Dr	Condo	2	2	11	\$568K	\$558K
18 July, 2017	615, 676 Sheppard Ave E	Condo	1	2	40	\$485K	\$485K
	Lpho8, 676 Sheppard Ave E	Condo	2	2	36	\$769K	\$769K
20 July, 2017	920, 2885 Bayview Ave	Condo	2	1	41	\$678K	\$678K

Data

Month, Day, Year of Sold Date	Address1	Property Type	Bedrooms	Washrooms	Days on the Market	List Price	Sold Price
22 July, 2017	825, 2885 Bayview Ave	Condo	0	1	22	\$335K	\$330K
	1003, 660 Sheppard Ave E	Condo	2	3	12	\$2,249K	\$2,249K
	2709, 121 McMahan Dr	Condo	2	2	12	\$668K	\$649K
24 July, 2017	19 Blithfield Ave	Detached	4	5	41	\$3,190K	\$2,880K
	52 Alamosa Dr	Detached	3	3	39	\$2,258K	\$2,150K
25 July, 2017	2, 23 Elkhorn Dr	Townhouse	3	5	15	\$1,680K	\$1,530K
	93 Wild Briarway	Townhouse	3	2	7	\$639K	\$645K
	307, 121 McMahan Dr	Condo	1	1	13	\$348K	\$361K
	508, 33 Singer Crt	Condo	1	1	9	\$435K	\$413K
	1711, 17 Barberry Pl	Condo	1	2	4	\$495K	\$483K
26 July, 2017	52 Pepper Vineway	Townhouse	4	3	6	\$650K	\$639K
	319, 72 Esther Shiner Blvd	Condo	1	1	33	\$420K	\$414K
	Th16, 2 Rean Dr	Townhouse	2	3	6	\$649K	\$735K
27 July, 2017	324, 650 Sheppard Ave E	Condo	1	1	33	\$439K	\$426K
	504, 27 Rean Dr	Condo	1	1	84	\$400K	\$395K
28 July, 2017	12 Hi Mount Dr	Detached	2	3	66	\$3,988K	\$3,605K
29 July, 2017	1011, 19 Singer Crt	Condo	1	1	12	\$365K	\$364K
30 July, 2017	301, 18 Rean Dr	Condo	1	1	38	\$419K	\$395K
	511, 2 Rean Dr	Condo	1	1	26	\$410K	\$400K
31 July, 2017	2716, 121 McMahan Dr	Condo	1	1	83	\$419K	\$412K
1 August, 2017	303, 2756 Old Leslie St	Condo	1	1	35	\$349K	\$340K
	311, 33 Singer Crt	Condo	2	2	5	\$545K	\$545K
	314, 27 Rean Dr	Condo	1	1	48	\$437K	\$418K
	1601A, 19 Singer Crt	Condo	0	1	21	\$348K	\$340K
	Th12, 780 Sheppard Ave E	Townhouse	2	2	6	\$639K	\$660K
2 August, 2017	1623, 19 Singer Crt	Condo	2	2	77	\$619K	\$619K
	2008, 33 Singer Crt	Condo	1	1	19	\$409K	\$404K
3 August, 2017	650 Sheppard Ave E	Condo	1	1	24	\$388K	\$395K

Data

Month, Day, Year of Sold Date	Address1	Property Type	Bedrooms	Washrooms	Days on the Market	List Price	Sold Price
3 August, 2017	1206, 33 Singer Crt	Condo	1	1	28	\$329K	\$327K
	1206, 121 McMahan Dr	Condo	1	1	12	\$345K	\$347K
	2210, 121 McMahan Dr	Condo	1	1	24	\$439K	\$439K
5 August, 2017	622, 18 Rean Dr	Condo	1	1	29	\$420K	\$410K
8 August, 2017	2005, 3 Rean Dr	Condo	1	2	22	\$415K	\$410K
9 August, 2017	Ph703, 27 Rean Dr	Condo	2	2	12	\$568K	\$563K
10 August, 2017	2801, 33 Singer Crt	Condo	1	1	16	\$469K	\$455K
12 August, 2017	1517, 19 Singer Crt	Condo	1	1	37	\$425K	\$413K
13 August, 2017	328, 2885 Bayview Ave	Condo	1	1	25	\$479K	\$459K
	2107, 72 Esther Shiner Blvd	Condo	2	2	19	\$630K	\$624K
14 August, 2017	309, 676 Sheppard Ave E	Condo	1	2	88	\$489K	\$485K
16 August, 2017	913, 2 Rean Dr	Condo	1	1	4	\$398K	\$389K
	1013, 2 Rean Dr	Condo	1	1	5	\$419K	\$414K
	1102, 19 Singer Crt	Condo	1	1	6	\$400K	\$397K
	1107, 2885 Bayview Ave S	Condo	1	1	8	\$529K	\$520K
	2302, 72 Esther Shiner Blvd	Condo	1	1	26	\$456K	\$448K
17 August, 2017	417, 2756 Old Leslie St	Condo	1	1	22	\$469K	\$457K
	1101, 72 Esther Shiner Blvd	Condo	1	1	27	\$380K	\$375K
	1209, 2885 Bayview Ave	Condo	1	1	51	\$530K	\$505K
	Th 9, 2 Rean Dr	Townhouse	2	3	31	\$759K	\$750K
18 August, 2017	1107, 2756 Old Leslie St	Condo	2	2	21	\$550K	\$547K
19 August, 2017	229, 2885 Bayview Ave	Condo	1	1	36	\$474K	\$464K
21 August, 2017	61 Alamosa Dr	Detached	3	3	4	\$2,250K	\$2,510K
	911, 72 Esther Shiner Blvd	Condo	1	1	12	\$374K	\$374K
	1506, 29 Singer Crt	Condo	1	1	18	\$360K	\$350K
22 August, 2017	601, 27 Rean Dr	Condo	0	1	13	\$329K	\$329K
	1801A, 19 Singer Crt	Condo	0	1	67	\$350K	\$330K
23 August, 2017	3205, 121 McMahan Dr	Condo	1	1	12	\$455K	\$453K

Data

Month, Day, Year of Sold Date	Address1	Property Type	Bedrooms	Washrooms	Days on the Market	List Price	Sold Price
24 August, 2017	32 Canary Cres	Detached	3	2	17	\$1,950K	\$1,850K
	324, 2885 Bayview Ave	Condo	1	1	15	\$420K	\$410K
	1514, 8 Rean Dr	Condo	1	1	15	\$370K	\$375K
	1803, 29 Singer Crt	Condo	1	1	41	\$434K	\$418K
25 August, 2017	811, 17 Kenaston Gdns	Condo	1	1	17	\$450K	\$455K
26 August, 2017	422, 27 Rean Dr	Condo	1	2	3	\$446K	\$442K
	3505, 121 McMahan Dr	Condo	1	1	26	\$460K	\$449K
28 August, 2017	717, 72 Esther Shiner Blvd	Condo	2	2	42	\$639K	\$618K
	1807, 3 Rean Dr	Condo	2	2	17	\$690K	\$688K
29 August, 2017	213, 19 Barberry Pl	Condo	1	1	12	\$369K	\$373K
	806, 19 Singer Crt	Condo	1	1	21	\$388K	\$398K
	1209, 72 Esther Shiner Blvd	Condo	1	1	14	\$428K	\$415K
	1606, 29 Singer Crt	Condo	1	1	12	\$385K	\$365K
	2001, 72 Esther Shiner Blvd	Condo	1	1	25	\$349K	\$347K
30 August, 2017	47 Alamosa Dr	Detached	3	3	58	\$2,889K	\$2,612K
31 August, 2017	5 Sumner Heights Dr	Detached	3	3	3	\$2,100K	\$2,120K
1 September, 2017	2305, 33 Singer Crt	Condo	2	2	30	\$589K	\$593K
2 September, 2017	28 Canary Cres	Detached	3	2	9	\$1,950K	\$1,900K
3 September, 2017	618, 17 Kenaston Gdns	Condo	1	1	2	\$419K	\$425K
5 September, 2017	19 Talara Dr	Semi-Detached	3	2	12	\$1,088K	\$1,075K
	521, 27 Rean Dr	Condo	1	1	15	\$349K	\$365K
	531, 2885 Bayview Ave	Condo	2	1	27	\$599K	\$585K
6 September, 2017	407, 15 Rean Dr	Condo	1	1	1	\$419K	\$418K
	2809, 29 Singer Crt	Condo	2	2	23	\$562K	\$560K
7 September, 2017	708, 121 McMahan Dr	Condo	2	2	23	\$599K	\$580K
8 September, 2017	203, 1 Rean Dr	Condo	1	2	1	\$459K	\$460K
	Th61, 780 Sheppard Ave E	Townhouse	1	1	15	\$340K	\$387K
9 September, 2017	308, 33 Singer Crt	Condo	1	1	4	\$408K	\$408K

Data

Month, Day, Year of Sold Date	Address1	Property Type	Bedrooms	Washrooms	Days on the Market	List Price	Sold Price
10 September, 2017	203, 27 Rean Dr	Condo	1	1	23	\$379K	\$380K
11 September, 2017	212, 2756 Old Leslie St	Condo	2	2	55	\$620K	\$610K
12 September, 2017	35 Bessarion Rd	Semi-Detached	4	2	12	\$999K	\$980K
	311, 15 Singer Crt	Condo	1	2	40	\$450K	\$432K
	616, 19 Singer Crt	Condo	1	1	17	\$370K	\$360K
13 September, 2017	19 Wild Briarway	Townhouse	3	2	29	\$699K	\$680K
	220, 18 Rean Dr	Condo	1	1	0	\$363K	\$365K
14 September, 2017	44 Sumner Heights Dr	Detached	3	3	1	\$2,050K	\$1,970K
	1002, 29 Singer Crt	Condo	2	2	8	\$575K	\$575K
15 September, 2017	2910, 33 Singer Crt	Condo	1	1	67	\$433K	\$425K
16 September, 2017	32 Morewood Cres	Detached	3	3	8	\$2,790K	\$2,608K
17 September, 2017	32 Red Maple Crt	Townhouse	3	3	10	\$918K	\$847K
	711, 18 Kenaston Gdns	Condo	1	2	5	\$454K	\$452K
	1116, 121 McMahan Dr	Condo	1	1	11	\$429K	\$433K
19 September, 2017	1 Blithfield Ave	Detached	3	2	18	\$1,800K	\$1,810K
	1511, 2 Rean Dr	Condo	1	1	13	\$410K	\$418K
21 September, 2017	22 Millgate Cres	Detached	3	2	64	\$2,950K	\$2,330K
	1001A, 19 Singer Crt	Condo	0	1	16	\$330K	\$325K
	1206, 72 Esther Shiner Blvd	Condo	2	2	28	\$669K	\$625K
22 September, 2017	826, 2885 Bayview Ave	Condo	1	1	7	\$450K	\$440K
24 September, 2017	67 Whittaker Cres	Detached	3	3	33	\$2,490K	\$2,280K
	1505, 121 McMahan Dr	Condo	1	1	58	\$439K	\$430K
	2103, 29 Singer Crt	Condo	1	1	13	\$435K	\$418K
25 September, 2017	309, 2756 Old Leslie St	Condo	1	1	39	\$476K	\$459K
	1126, 2885 Bayview Ave	Condo	1	1	76	\$429K	\$460K
	Gv18, 8 Rean Dr	Townhouse	1	1	18	\$459K	\$450K
26 September, 2017	803, 2 Rean Dr	Condo	1	2	8	\$500K	\$489K
27 September, 2017	308, 650 Sheppard Ave E	Condo	1	1	33	\$449K	\$440K

Data

Month, Day, Year of Sold Date	Address1	Property Type	Bedrooms	Washrooms	Days on the Market	List Price	Sold Price
27 September, 2017	902, 29 Singer Crt	Condo	2	2	36	\$590K	\$576K
	3007, 29 Singer Crt	Condo	1	1	13	\$400K	\$400K
	3010, 33 Singer Crt	Condo	1	1	30	\$437K	\$425K
	Th20, 2 Rean Dr	Townhouse	2	3	7	\$729K	\$735K
28 September, 2017	16 Alamosa Dr	Detached	4	7	31	\$4,188K	\$4,100K
29 September, 2017	813, 3 Rean Dr	Condo	1	1	2	\$350K	\$405K
	1703, 72 Esther Shiner Blvd	Condo	1	1	9	\$400K	\$451K
1 October, 2017	1709, 72 Esther Shiner Blvd	Condo	1	1	17	\$453K	\$450K
2 October, 2017	306, 3 Rean Dr	Condo	1	1	21	\$400K	\$410K
	809, 2756 Old Leslie St	Condo	1	1	14	\$460K	\$460K
	Parking, 121 McMahan Dr	Other	0	0	89	\$42K	\$42K
	Th120, 17 Barberry Pl	Townhouse	2	3	17	\$788K	\$780K
3 October, 2017	26 Thorny Vine Way	Townhouse	3	2	15	\$525K	\$525K
	620, 650 Sheppard Ave E	Condo	1	1	13	\$419K	\$401K
4 October, 2017	1712, 19 Singer Crt	Condo	1	1	16	\$360K	\$360K
5 October, 2017	1111, 15 Singer Crt	Condo	1	2	1	\$439K	\$439K
	1510, 33 Singer Crt	Condo	1	1	24	\$438K	\$424K
6 October, 2017	208, 15 Rean Dr	Condo	1	1	17	\$400K	\$385K
	227, 27 Rean Dr	Condo	1	2	29	\$499K	\$490K
	313, 17 Kenaston Gdns	Condo	1	1	8	\$445K	\$442K
7 October, 2017	69 Heathview Ave	Detached	4	7	17	\$3,788K	\$3,500K
	1802, 121 McMahan Dr	Condo	1	1	11	\$370K	\$365K
8 October, 2017	722, 2756 Old Leslie St	Condo	2	2	17	\$578K	\$578K
9 October, 2017	411, 19 Barberry Pl	Condo	1	2	49	\$459K	\$448K
10 October, 2017	46 Palomino Cres	Detached	3	3	8	\$1,950K	\$2,115K
	805, 3 Rean Dr	Condo	2	2	7	\$559K	\$550K
	1222, 2885 Bayview Ave	Condo	1	1	8	\$435K	\$435K
	1505, 1 Rean Dr	Condo	2	2	18	\$500K	\$518K

Data

Month, Day, Year of Sold Date	Address1	Property Type	Bedrooms	Washrooms	Days on the Market	List Price	Sold Price
11 October, 2017	815, 2756 Old Leslie St	Condo	1	1	35	\$410K	\$395K
	2011, 3 Rean Dr	Condo	1	2	8	\$388K	\$428K
	Ph3, 17 Barberry Pl	Condo	2	2	33	\$900K	\$868K
12 October, 2017	707, 17 Barberry Pl	Condo	2	2	5	\$599K	\$628K
	804, 8 Rean Dr	Condo	1	1	98	\$418K	\$400K
	905, 8 Rean Dr	Condo	2	2	17	\$550K	\$518K
	1110, 3 Rean Dr	Condo	1	2	2	\$430K	\$430K
13 October, 2017	1901, 1 Rean Dr	Condo	2	2	2	\$679K	\$668K
15 October, 2017	1001, 33 Singer Crt	Condo	1	1	34	\$455K	\$442K
16 October, 2017	1513, 8 Rean Dr	Condo	1	1	8	\$409K	\$407K
17 October, 2017	703, 15 Singer Crt	Condo	1	1	19	\$400K	\$396K
	1220, 19 Singer Crt	Condo	1	2	13	\$480K	\$470K
	1903, 33 Singer Crt	Condo	1	1	12	\$438K	\$423K
	2711, 29 Singer Crt	Condo	2	2	39	\$499K	\$605K
18 October, 2017	211, 17 Kenaston Gdns	Condo	1	1	19	\$399K	\$408K
	Uph2103, 8 Rean Dr	Condo	2	3	30	\$1,498K	\$1,350K
19 October, 2017	408, 650 Sheppard Ave E	Condo	1	1	27	\$498K	\$480K
20 October, 2017	710, 1 Rean Dr	Condo	1	2	6	\$448K	\$455K
	1408, 2885 Bayview Ave	Condo	0	1	9	\$349K	\$308K
	2708, 121 McMahan Dr	Condo	2	2	51	\$679K	\$657K
21 October, 2017	40 Forest Grove Dr	Detached	3	3	10	\$2,400K	\$2,398K
	76 Tangle Briarway	Townhouse	3	2	5	\$650K	\$642K
	605, 121 McMahan Dr	Condo	1	1	19	\$405K	\$399K
	615, 121 McMahan Dr	Condo	1	1	19	\$449K	\$437K
23 October, 2017	603, 19 Barberry Pl	Condo	1	1	4	\$349K	\$377K
24 October, 2017	71 Whittaker Cres	Detached	4	3	8	\$1,988K	\$1,920K
	2202, 121 McMahan Dr	Condo	1	1	6	\$370K	\$390K
25 October, 2017	616, 15 Singer Crt	Condo	2	2	77	\$599K	\$578K

Data

Month, Day, Year of Sold Date	Address1	Property Type	Bedrooms	Washrooms	Days on the Market	List Price	Sold Price
25 October, 2017	3208, 121 McMahan Dr	Condo	2	2	9	\$668K	\$650K
26 October, 2017	520, 19 Singer Crt	Condo	1	2	50	\$469K	\$450K
	2708, 29 Singer Crt	Condo	1	1	16	\$410K	\$400K
27 October, 2017	209, 15 Singer Crt	Condo	1	1	8	\$399K	\$443K
	1803, 72 Esther Shiner Blvd	Condo	1	1	8	\$400K	\$460K
30 October, 2017	19 Burbank Dr	Detached	3	3	20	\$1,968K	\$1,930K
	515, 72 Esther Shiner Blvd	Condo	1	1	15	\$426K	\$415K
31 October, 2017	721, 72 Esther Shiner Blvd	Condo	1	1	1	\$350K	\$365K
	2202, 17 Barberry Pl	Condo	1	1	14	\$415K	\$389K
1 November, 2017	302, 676 Sheppard Ave E	Condo	2	2	27	\$749K	\$730K
	403, 676 Sheppard Ave E	Condo	2	2	14	\$579K	\$555K
2 November, 2017	82 Tangle Briarway	Townhouse	3	2	3	\$629K	\$629K
3 November, 2017	711, 27 Rean Dr	Condo	1	1	10	\$429K	\$427K
	1003, 17A Barberry Pl	Condo	1	1	73	\$400K	\$391K
	1908, 17 Barberry Pl	Condo	1	2	7	\$480K	\$510K
	2511, 33 Singer Crt	Condo	2	2	3	\$630K	\$611K
4 November, 2017	624, 18 Rean Dr	Condo	1	1	5	\$349K	\$347K
7 November, 2017	414, 1 Rean Dr	Condo	1	1	32	\$385K	\$380K
	602, 18 Kenaston Gdns	Condo	2	2	26	\$535K	\$500K
	1309, 2885 Bayview Ave	Condo	1	1	8	\$509K	\$503K
8 November, 2017	1211, 17 Barberry Pl	Condo	1	2	2	\$487K	\$485K
	1309, 18 Kenaston Gdns	Condo	2	2	19	\$618K	\$635K
9 November, 2017	3512, 121 McMahan Dr	Condo	1	1	49	\$489K	\$475K
10 November, 2017	503, 17 Kenaston Gdns	Condo	2	2	4	\$530K	\$565K
	615, 33 Singer Crt	Condo	1	1	2	\$430K	\$430K
	2010, 33 Singer Crt	Condo	1	1	9	\$440K	\$425K
	Th16, 121 McMahan Dr	Townhouse	3	4	88	\$1,198K	\$1,050K
11 November, 2017	715, 17 Kenaston Gdns	Condo	1	1	2	\$425K	\$440K

Data

Month, Day, Year of Sold Date	Address1	Property Type	Bedrooms	Washrooms	Days on the Market	List Price	Sold Price
11 November, 2017	2712, 29 Singer Crt	Condo	1	1	37	\$425K	\$415K
13 November, 2017	1502, 72 Esther Shiner Blvd	Condo	1	1	18	\$462K	\$435K
	1503, 19 Singer Crt	Condo	1	1	9	\$456K	\$449K
14 November, 2017	640, 2885 Bayview Ave	Condo	2	2	33	\$638K	\$610K
	1511, 8 Rean Dr	Condo	1	1	14	\$410K	\$430K
15 November, 2017	205, 650 Sheppard Ave E	Condo	1	1	13	\$438K	\$448K
	509, 8 Rean Dr	Condo	1	1	7	\$409K	\$411K
16 November, 2017	611, 27 Rean Dr	Condo	1	1	42	\$416K	\$405K
	705, 23 Rean Dr	Condo	3	3	34	\$1,275K	\$1,250K
	1608, 33 Singer Crt	Condo	1	1	6	\$407K	\$420K
17 November, 2017	305, 2 Rean Dr	Condo	2	2	30	\$515K	\$490K
	707, 29 Singer Crt	Condo	1	1	4	\$409K	\$405K
	1419, 2885 Bayview Ave	Condo	0	1	25	\$350K	\$339K
	1605, 18 Kenaston Gdns	Condo	1	1	9	\$425K	\$427K
	1615, 33 Singer Crt	Condo	1	1	25	\$450K	\$450K
18 November, 2017	1406, 2885 Bayview Ave	Condo	1	1	12	\$540K	\$538K
19 November, 2017	411, 23 Rean Dr	Condo	1	2	51	\$509K	\$490K
	Ph06, 15 Singer Crt	Condo	1	1	6	\$439K	\$430K
20 November, 2017	1503, 33 Singer Crt	Condo	1	1	50	\$420K	\$418K
21 November, 2017	315, 29 Singer Crt	Condo	1	1	25	\$459K	\$448K
	609, 121 McMahan Dr	Condo	2	2	29	\$648K	\$635K
22 November, 2017	507, 2885 Bayview Ave	Condo	1	1	33	\$489K	\$476K
	2301, 29 Singer Crt	Condo	1	1	32	\$465K	\$460K
23 November, 2017	220, 650 Sheppard Ave E	Condo	1	1	69	\$475K	\$466K
	706, 17 Kenaston Gdns	Condo	2	2	9	\$498K	\$543K
	1006, 2756 Old Leslie St	Condo	1	1	15	\$479K	\$460K
	1217, 2885 Bayview Ave	Condo	2	2	2	\$700K	\$700K
	1502, 19 Singer Crt	Condo	1	1	64	\$398K	\$393K

Data

Month, Day, Year of Sold Date	Address1	Property Type	Bedrooms	Washrooms	Days on the Market	List Price	Sold Price
25 November, 2017	4 Bessarion Rd	Semi-Detached	4	4	78	\$1,179K	\$1,060K
	2507, 33 Singer Crt	Condo	1	1	1	\$410K	\$400K
26 November, 2017	803, 19 Barberry Pl	Condo	1	2	5	\$480K	\$474K
27 November, 2017	325, 27 Rean Dr	Condo	1	1	56	\$400K	\$380K
28 November, 2017	18 Burleigh Heights Dr	Detached	4	6	15	\$3,798K	\$3,510K
	215, 19 Barberry Pl	Condo	2	2	17	\$500K	\$495K
	505, 17 Kenaston Gdns	Condo	1	1	12	\$429K	\$429K
30 November, 2017	68 Elsa Vine Way	Townhouse	3	2	10	\$600K	\$650K
	185 Burbank Dr	Detached	3	3	86	\$2,949K	\$2,666K
	Ph 01, 12 Rean Dr	Condo	2	3	15	\$875K	\$875K
1 December, 2017	102, 15 Rean Dr	Condo	1	1	79	\$385K	\$378K
	707, 3 Rean Dr	Condo	1	1	23	\$410K	\$400K
	1209, 15 Singer Crt	Condo	1	1	10	\$413K	\$409K
3 December, 2017	84 Heathview Ave	Detached	3	3	44	\$1,688K	\$1,458K
	815, 15 Singer Crt	Condo	1	2	27	\$458K	\$458K
	Lph 703, 676 Sheppard Ave E	Condo	2	2	20	\$629K	\$635K
4 December, 2017	102, 17 Kenaston Gdns	Condo	1	1	3	\$445K	\$441K
	213, 12 Rean Dr	Condo	2	2	6	\$588K	\$588K
5 December, 2017	18 Knollview Cres	Detached	3	3	32	\$2,298K	\$2,050K
7 December, 2017	511, 17 Kenaston Gdns	Condo	1	1	5	\$445K	\$446K
	1011, 29 Singer Crt	Condo	2	2	29	\$615K	\$597K
8 December, 2017	1501, 8 Rean Dr	Condo	2	2	22	\$548K	\$550K
12 December, 2017	1003, 15 Singer Crt	Condo	1	1	10	\$419K	\$419K
13 December, 2017	401, 27 Rean Dr	Condo	0	1	16	\$349K	\$341K
	714, 2 Rean Dr	Condo	1	1	41	\$405K	\$395K
14 December, 2017	412, 19 Barberry Pl	Condo	1	1	59	\$445K	\$435K
	507, 676 Sheppard Ave	Condo	1	2	22	\$498K	\$492K
	819, 2885 Bayview Ave	Condo	2	2	29	\$660K	\$645K

Data

Month, Day, Year of Sold Date	Address1	Property Type	Bedrooms	Washrooms	Days on the Market	List Price	Sold Price
14 December, 2017	1615, 29 Singer Crt	Condo	1	1	10	\$459K	\$462K
15 December, 2017	44 Thorny Vineway Way	Townhouse	3	2	33	\$529K	\$525K
	211, 9 Greenbriar Rd	Condo	1	1	24	\$339K	\$366K
	515, 27 Rean Dr	Condo	1	2	29	\$430K	\$430K
	2212, 33 Singer Crt	Condo	1	1	14	\$400K	\$392K
17 December, 2017	2311, 1 Rean Dr	Condo	1	2	10	\$399K	\$450K
19 December, 2017	2803, 29 Singer Crt	Condo	1	1	33	\$419K	\$417K
20 December, 2017	511, 17 Barberry Pl	Condo	1	1	14	\$399K	\$418K
21 December, 2017	802, 12 Rean Dr	Condo	2	2	52	\$625K	\$595K
	813, 1 Rean Dr	Condo	1	1	41	\$399K	\$388K
	Th31, 780 Sheppard Ave E	Townhouse	2	2	23	\$675K	\$675K
22 December, 2017	53 Forest Grove Dr	Detached	4	5	24	\$3,088K	\$2,800K
23 December, 2017	403, 2756 Old Leslie St	Condo	1	1	17	\$359K	\$369K
	903, 2885 Bayview Ave	Condo	0	1	5	\$368K	\$361K
24 December, 2017	1613, 17 Barberry Pl	Condo	1	1	10	\$408K	\$400K
29 December, 2017	304, 650 Sheppard Ave E	Condo	1	1	2	\$400K	\$412K
	602, 72 Esther Shiner Blvd	Condo	1	1	13	\$399K	\$435K
30 December, 2017	207, 676 Sheppard Ave E	Condo	1	2	31	\$496K	\$490K
2 January, 2018	1111, 121 McMahan Dr	Condo	1	1	32	\$454K	\$430K
4 January, 2018	407, 650 Sheppard Ave E	Condo	2	2	15	\$650K	\$610K
5 January, 2018	13, 13 Woody Vineway Way	Townhouse	3	3	31	\$599K	\$578K
	212, 27 Rean Dr	Condo	1	1	35	\$415K	\$395K
	Ph17, 19 Singer Crt	Condo	1	1	19	\$495K	\$478K
7 January, 2018	107, 19 Barberry Pl	Condo	1	2	31	\$450K	\$445K
8 January, 2018	611, 7 Kenaston Gdns	Condo	1	2	94	\$479K	\$472K
9 January, 2018	106, 9 Greenbriar Rd	Condo	2	2	6	\$588K	\$588K
	2013, 17 Barberry Pl	Condo	1	1	28	\$419K	\$395K
12 January, 2018	1009, 15 Singer Crt	Condo	1	1	3	\$300K	\$421K

Data

Month, Day, Year of Sold Date	Address1	Property Type	Bedrooms	Washrooms	Days on the Market	List Price	Sold Price
12 January, 2018	2003, 72 Esther Shiner Blvd	Condo	1	1	7	\$400K	\$455K
	3509, 121 McMahan Dr	Condo	2	2	46	\$698K	\$663K
13 January, 2018	24 Palomino Cres	Detached	3	3	23	\$1,998K	\$1,950K
	611, 33 Singer Crt	Condo	2	2	54	\$599K	\$580K
14 January, 2018	503, 19 Singer Crt	Condo	1	1	30	\$459K	\$450K
	2301, 72 Esther Shiner Blvd	Condo	1	1	3	\$368K	\$365K
	3103, 33 Singer Crt	Condo	1	1	27	\$438K	\$425K
16 January, 2018	801, 23 Rean Dr	Condo	1	2	6	\$498K	\$503K
	1811, 19 Singer Crt	Condo	1	1	7	\$379K	\$375K
18 January, 2018	1910, 33 Singer Crt	Condo	1	1	3	\$428K	\$425K
22 January, 2018	301, 17 Barberry Pl	Condo	2	2	56	\$549K	\$549K
	702, 33 Singer Crt	Condo	2	2	62	\$599K	\$585K
23 January, 2018	715, 121 McMahan Dr	Condo	1	1	55	\$450K	\$430K
25 January, 2018	2710, 33 Singer Crt	Condo	1	1	13	\$429K	\$438K
1 February, 2018	821, 19 Singer Crt	Condo	2	2	62	\$595K	\$582K
4 February, 2018	306, 2756 Old Leslie St	Condo	1	1	31	\$469K	\$445K
8 February, 2018	201, 27 Rean Dr	Condo	1	1	24	\$455K	\$450K
	316, 27 Rean Dr	Condo	1	2	10	\$480K	\$480K
12 February, 2018	43 Woody Vineway	Townhouse	3	3	39	\$549K	\$540K
13 February, 2018	613, 2885 Bayview Ave	Condo	1	1	13	\$555K	\$547K
	1410, 18 Kenaston Gdns	Condo	1	1	8	\$419K	\$422K
	2115, 72 Esther Shiner Blvd	Condo	2	2	33	\$585K	\$580K
14 February, 2018	2303, 17A Barberry Pl	Condo	1	1	72	\$410K	\$396K
16 February, 2018	8 Marcelline Cres	Detached	4	4	10	\$1,980K	\$1,995K
17 February, 2018	609, 15 Singer Crt	Condo	1	1	3	\$420K	\$421K
22 February, 2018	716, 2885 Bayview Ave	Condo	1	2	27	\$556K	\$540K
23 February, 2018	206, 19 Barberry Pl	Condo	1	2	16	\$460K	\$466K
	523, 18 Rean Dr	Condo	2	2	106	\$599K	\$585K

Data

Month, Day, Year of Sold Date	Address1	Property Type	Bedrooms	Washrooms	Days on the Market	List Price	Sold Price
24 February, 2018	1903, 2 Rean Dr	Condo	1	2	9	\$459K	\$481K
26 February, 2018	1715, 72 Esther Shiner Blvd	Condo	2	2	42	\$599K	\$596K
	Gv111, 38 Kenaston Gdns	Townhouse	1	1	19	\$449K	\$449K
	Th01, 125 McMahan Dr	Townhouse	3	4	38	\$1,495K	\$1,468K
27 February, 2018	702, 121 McMahan Dr	Condo	1	1	18	\$369K	\$380K
28 February, 2018	201A, 19 Singer Crt	Condo	0	1	8	\$299K	\$356K
	307, 676 Sheppard Ave E	Condo	1	2	13	\$500K	\$510K
1 March, 2018	104, 23 Rean Dr	Condo	2	2	88	\$1,100K	\$980K
	222, 19 Singer Crt	Condo	2	2	7	\$539K	\$550K
	709, 27 Rean Dr	Condo	2	2	161	\$629K	\$610K
2 March, 2018	12 King Maple Pl	Detached	4	3	51	\$3,000K	\$2,858K
	75 Thorny Vineway	Townhouse	3	3	7	\$628K	\$615K
	208, 121 McMahan Dr	Condo	2	2	10	\$575K	\$575K
	312, 29 Singer Crt	Condo	1	1	7	\$439K	\$415K
3 March, 2018	711, 29 Singer Crt	Condo	2	2	101	\$589K	\$577K
4 March, 2018	622, 19 Singer Crt	Condo	2	2	17	\$599K	\$597K
6 March, 2018	403, 650 Sheppard Ave E	Condo	1	1	11	\$440K	\$425K
	Th13, 8 Rean Dr	Townhouse	3	4	5	\$1,150K	\$1,073K
7 March, 2018	517, 18 Rean Dr	Condo	1	2	2	\$489K	\$489K
	1012, 19 Singer Crt	Condo	1	1	6	\$440K	\$428K
	1012, 2885 Bayview Ave	Condo	1	2	5	\$559K	\$556K
	1508, 29 Singer Crt	Condo	1	1	3	\$460K	\$425K
	2915, 33 Singer Crt	Condo	1	1	9	\$472K	\$468K
8 March, 2018	203, 72 Esther Shiner Blvd	Condo	1	1	3	\$440K	\$472K
	2203, 33 Singer Crt	Condo	1	1	15	\$445K	\$435K
	Gv124, 17 Barberry Pl	Townhouse	1	1	9	\$440K	\$455K
9 March, 2018	812, 15 Singer Crt	Condo	1	2	59	\$460K	\$450K
10 March, 2018	402, 15 Rean Dr	Condo	1	1	8	\$478K	\$450K

Data

Month, Day, Year of Sold Date	Address1	Property Type	Bedrooms	Washrooms	Days on the Market	List Price	Sold Price
11 March, 2018	1212, 19 Singer Crt	Condo	1	1	6	\$424K	\$420K
12 March, 2018	303, 17 Barberry Pl	Condo	1	2	10	\$379K	\$477K
	1008, 72 Esther Shiner Blvd	Condo	1	1	8	\$399K	\$482K
13 March, 2018	303, 72 Esther Shiner Blvd	Condo	1	1	35	\$477K	\$470K
	903, 3 Rean Dr	Condo	1	2	5	\$499K	\$498K
	1616, 121 McMahan Dr	Condo	1	1	11	\$468K	\$472K
14 March, 2018	322, 19 Singer Crt	Condo	2	2	9	\$586K	\$560K
	610, 1 Rean Dr	Condo	1	2	12	\$490K	\$475K
15 March, 2018	21 Howard Dr	Detached	3	2	5	\$2,328K	\$2,065K
	23 Burleigh Heights Dr	Detached	2	3	0	\$1,999K	\$2,000K
16 March, 2018	716, 121 McMahan Dr	Condo	1	1	3	\$440K	\$445K
	825, 19 Singer Crt	Condo	1	1	5	\$390K	\$390K
	1909, 3 Rean Dr	Condo	1	2	2	\$459K	\$460K
17 March, 2018	812, 19 Barberry Pl	Condo	1	2	3	\$480K	\$475K
18 March, 2018	1501B, 19 Singer Crt	Condo	1	1	12	\$465K	\$463K
19 March, 2018	508, 29 Singer Crt	Condo	1	1	13	\$400K	\$405K
20 March, 2018	8 Boldmere Cres	Detached	4	3	7	\$1,889K	\$1,837K
	209, 18 Rean Dr	Condo	0	1	16	\$348K	\$345K
	213, 676 Sheppard Ave	Condo	1	2	12	\$555K	\$533K
22 March, 2018	3111, 33 Singer Crt	Condo	2	2	1	\$618K	\$608K
23 March, 2018	201, 72 Esther Shiner Blvd	Condo	1	1	21	\$459K	\$455K
	3517, 121 McMahan Dr	Condo	2	2	17	\$698K	\$660K
24 March, 2018	1 Talara Dr	Semi-Detached	4	3	65	\$988K	\$988K
25 March, 2018	Th03, 129 McMahan Dr	Townhouse	3	4	6	\$1,300K	\$1,368K
27 March, 2018	101 Citation Dr	Detached	4	6	48	\$4,699K	\$4,300K
	806, 33 Singer Crt	Condo	1	1	5	\$378K	\$401K
	3003, 33 Singer Crt	Condo	1	1	8	\$450K	\$437K
29 March, 2018	1 James Foxway	Townhouse	3	3	9	\$850K	\$920K

Data

Month, Day, Year of Sold Date	Address1	Property Type	Bedrooms	Washrooms	Days on the Market	List Price	Sold Price
29 March, 2018	68 Appian Dr	Detached	4	3	2	\$1,750K	\$1,740K
	608, 19 Singer Crt	Condo	2	2	9	\$599K	\$595K
30 March, 2018	52 Caracas Rd	Semi-Detached	4	2	71	\$1,100K	\$973K
	107, 3 Rean Dr	Condo	1	1	10	\$389K	\$375K
31 March, 2018	45 Foxwarren Dr	Detached	4	3	15	\$2,188K	\$2,071K
	Ph2, 33 Singer Crt	Condo	2	2	10	\$699K	\$699K