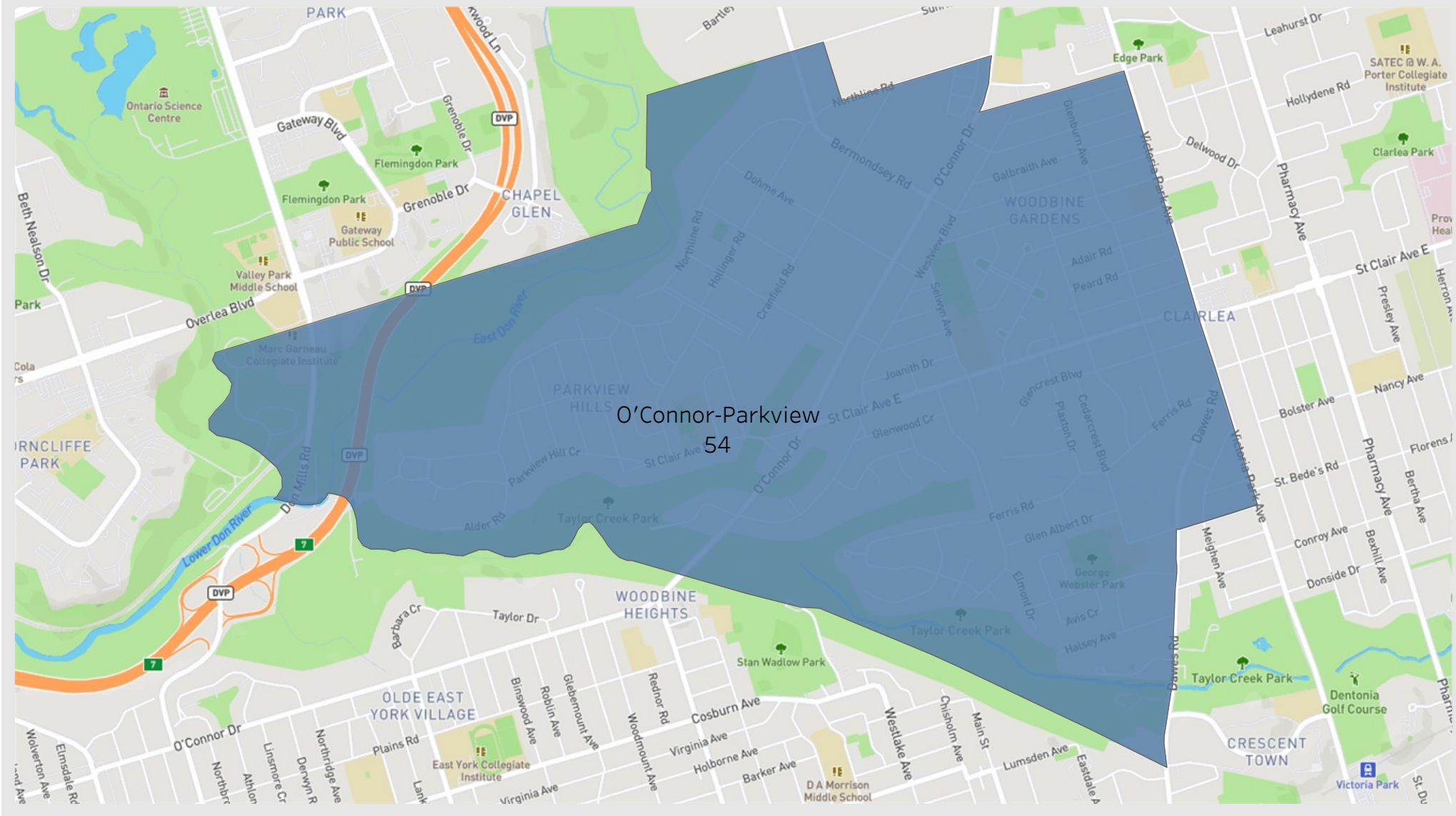
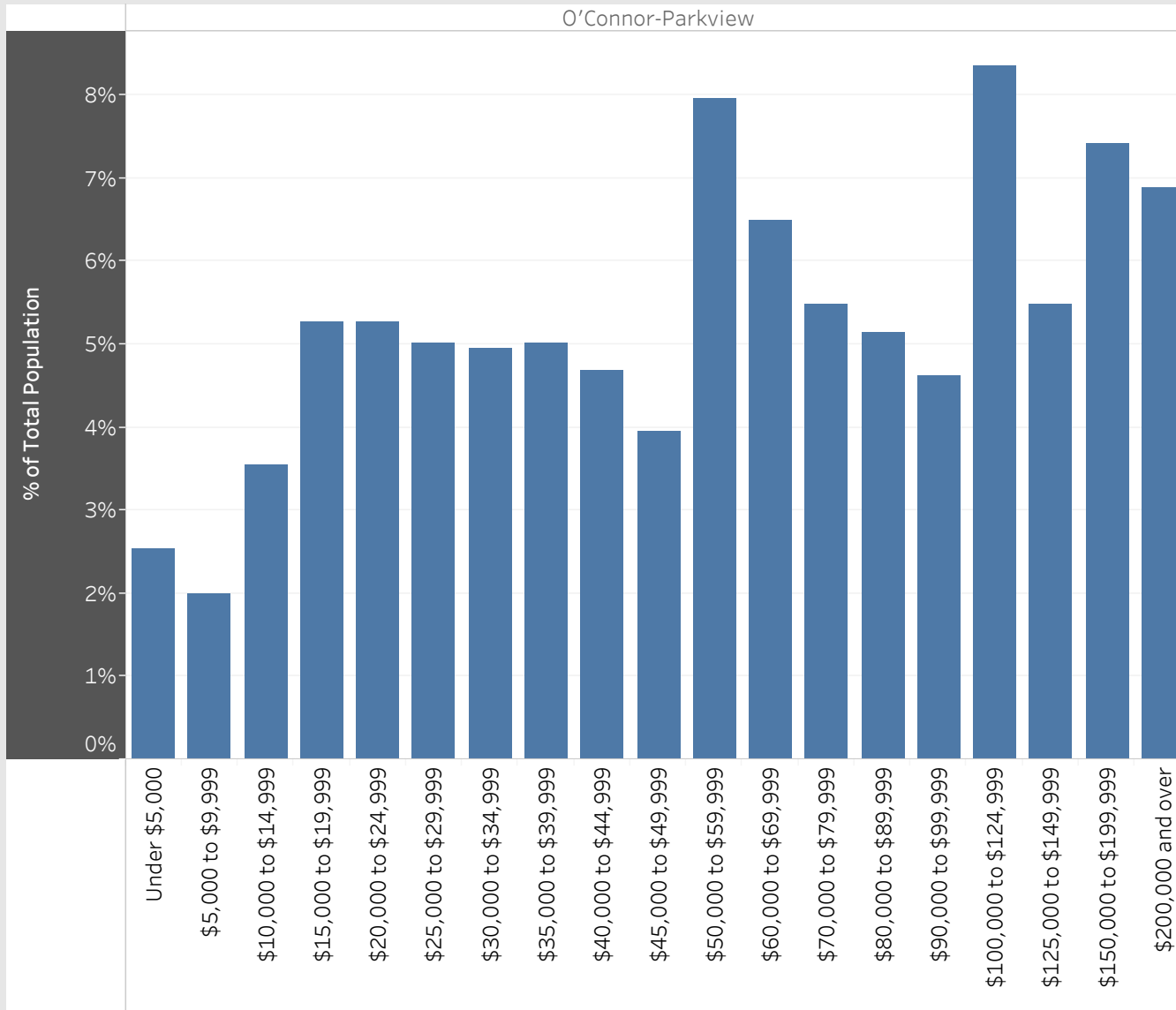


O'Connor-Parkview  
Neighbourhood Breakdown  
July 1st, 2015 - March 31st, 2018

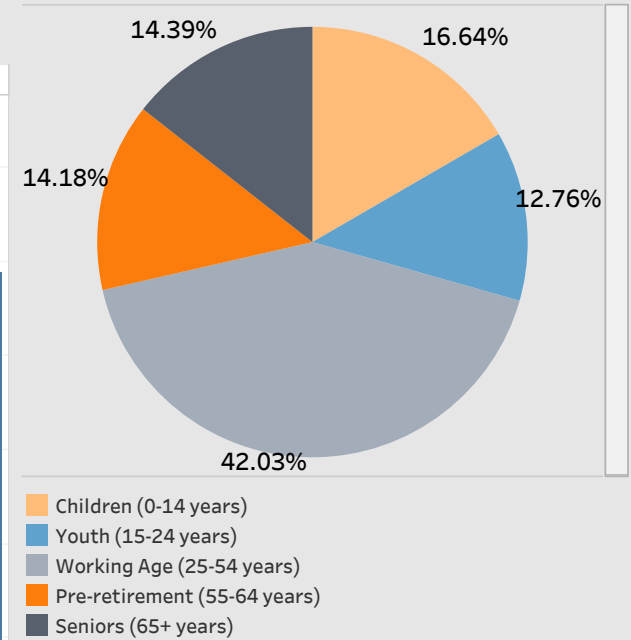


# 2016 StatsCan Data

## Household Income in O'Connor-Parkview



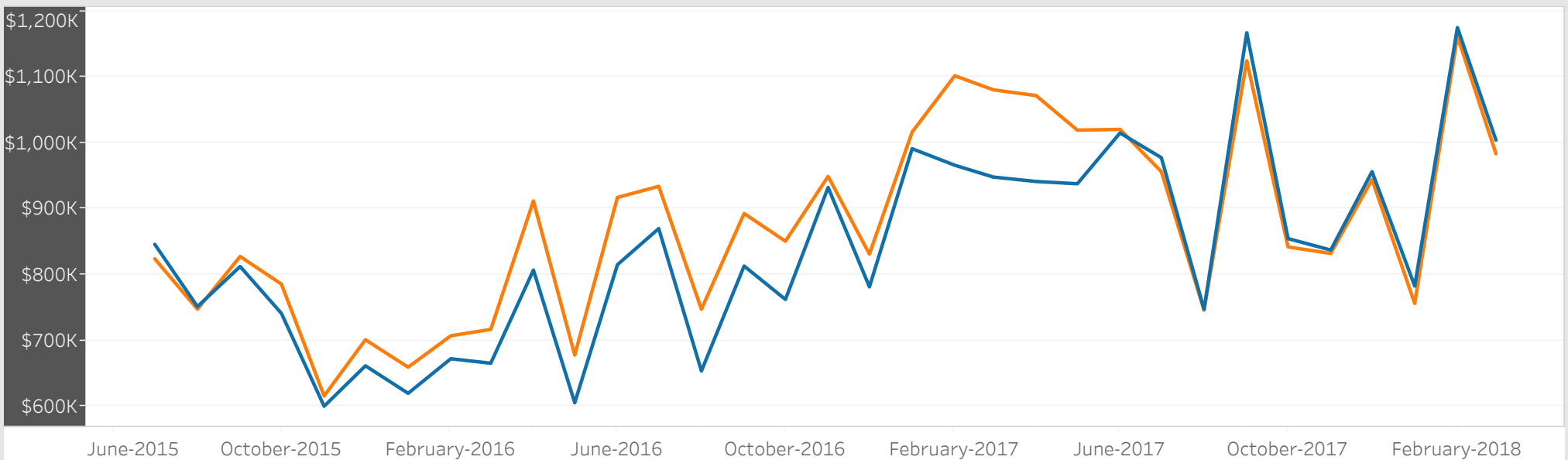
### Age



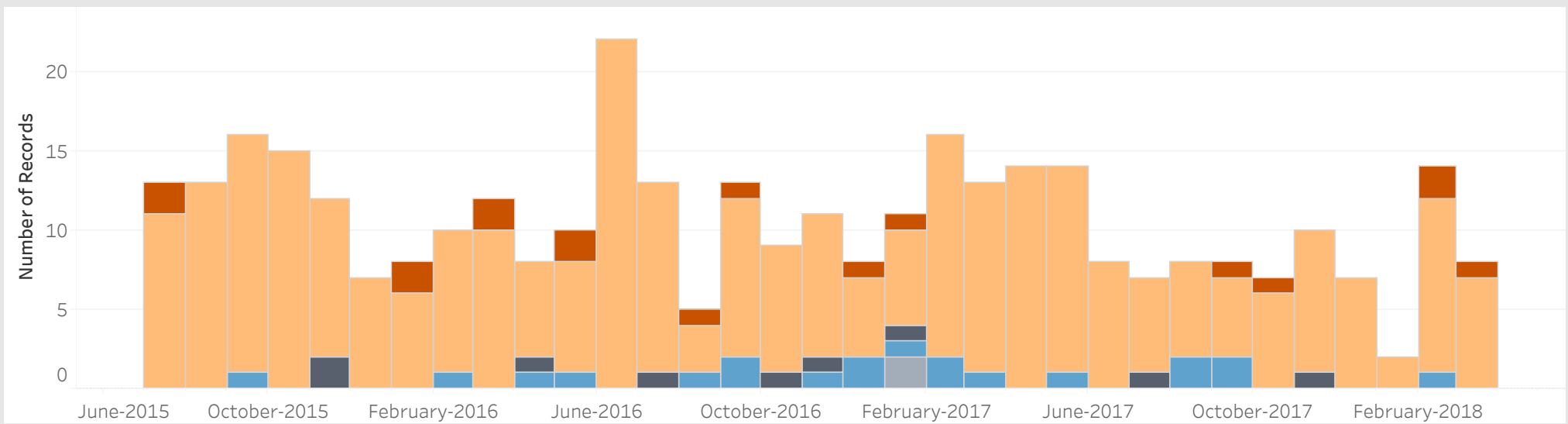
### Visible Minorities

Not a visible minority	62.30%
Black	10.09%
South Asian	9.36%
Filipino	6.06%
Chinese	3.43%
West Asian	2.35%
Latin American	1.84%
Multiple visible minorities	1.24%
Arab	0.84%
Japanese	0.78%
Visible minority; n.i.e.	0.62%
Korean	0.54%
Southeast Asian	0.54%

Average Sold Price vs. Average Ask Price in O'Connor-Parkview



Properties Sold in O'Connor-Parkview by Month



## Data

Month, Day, Year of Sold Date	Address1	Property Type	Bedrooms	Washrooms	Days on the Market	List Price	Sold Price
2 July, 2015	1508, 4 Park Vista , Toronto	Condo	2	1	4	\$230K	\$223K
6 July, 2015	51 Merritt Rd, Toronto	Detached	2	2	21	\$595K	\$580K
7 July, 2015	1501, 4 Park Vista Dr, Toronto	Condo	1	2	23	\$289K	\$290K
11 July, 2015	88 Amsterdam Ave, Toronto	Detached	4	5	18	\$1,049K	\$1,000K
12 July, 2015	112 Ferris Rd, Toronto	Detached	3	2	3	\$745K	\$728K
14 July, 2015	1256 Victoria Park Ave, Toronto	Detached	4	2	9	\$599K	\$640K
18 July, 2015	1611 Woodbine Heights Blvd, Toronto	Detached	5	6	5	\$1,099K	\$1,200K
19 July, 2015	127 Furnival Rd, Toronto	Detached	2	2	11	\$590K	\$585K
21 July, 2015	17 Adair Rd, Toronto	Detached	3	4	69	\$799K	\$730K
23 July, 2015	5 Faircrest Circ, Toronto	Detached	5	4	10	\$1,499K	\$1,450K
	9 Aspen Ave, Toronto	Detached	5	6	35	\$1,855K	\$1,715K
26 July, 2015	16 Holmstead Ave, Toronto	Detached	4	5	40	\$1,149K	\$1,050K
29 July, 2015	1216 Victoria Park Ave, Toronto	Detached	2	2	2	\$499K	\$520K
10 August, 2015	7 Druid Crt, Toronto	Detached	4	3	7	\$899K	\$930K
16 August, 2015	82 Tiago Ave, Toronto	Detached	3	2	5	\$600K	\$625K
18 August, 2015	29 Notley Pl, Toronto	Detached	2	1	6	\$749K	\$728K
	754 O'connor Dr, Toronto	Detached	2	2	28	\$666K	\$646K
19 August, 2015	18 Topham Rd, Toronto	Detached	2	2	29	\$699K	\$690K
	122 Parkview Hill Cres, Toronto	Detached	3	2	7	\$899K	\$835K
21 August, 2015	36 Munford Cres, Toronto	Detached	4	2	12	\$699K	\$690K
	45 Gardens Cres, Toronto	Detached	3	3	47	\$931K	\$900K
24 August, 2015	56 Joanith Dr, Toronto	Detached	2	2	2	\$580K	\$580K
	76A Amsterdam Ave, Toronto	Detached	4	4	56	\$900K	\$877K
25 August, 2015	53 Joanith Dr, Toronto	Detached	2	2	1	\$475K	\$550K
	86 Amsterdam Ave, Toronto	Detached	4	5	37	\$1,049K	\$1,025K
30 August, 2015	777 O'connor Dr, Toronto	Detached	2	3	10	\$620K	\$639K
8 September, 2015	37 Doris Dr, Toronto	Detached	3	3	9	\$899K	\$890K
9 September, 2015	6 Longspur Rd, Toronto	Detached	4	5	42	\$1,749K	\$1,739K

## Data

Month, Day, Year of Sold Date	Address1	Property Type	Bedrooms	Washrooms	Days on the Market	List Price	Sold Price
11 September, 2015	76 Yardley Ave, Toronto	Detached	2	2	1	\$549K	\$601K
14 September, 2015	3 Marilyn Cres, Toronto	Detached	2	2	7	\$699K	\$750K
	38 Ferris Rd, Toronto	Detached	2	2	6	\$709K	\$747K
	758 O'connor Dr, Toronto	Detached	4	4	25	\$975K	\$975K
18 September, 2015	2534 St. Clair Ave, Toronto	Detached	4	5	4	\$1,699K	\$1,600K
22 September, 2015	32 Holland Ave, Toronto	Detached	2	2	9	\$600K	\$600K
	147 Parkview Hill Cres, Toronto	Detached	3	2	7	\$800K	\$951K
	772 O'connor Dr, Toronto	Detached	2	2	8	\$599K	\$660K
	1010 Victoria Park Ave, Toronto	Detached	2	2	8	\$600K	\$600K
24 September, 2015	97 Glencrest Blvd, Toronto	Detached	2	1	16	\$499K	\$499K
25 September, 2015	94 Squires Ave, Toronto	Detached	4	2	5	\$680K	\$678K
27 September, 2015	45 Cedarcrest Blvd, Toronto	Detached	2	2	13	\$569K	\$569K
28 September, 2015	108 Rexleigh Dr, Toronto	Detached	3	2	14	\$770K	\$740K
30 September, 2015	19 Tucker St, Toronto	Townhouse	3	3	3	\$599K	\$639K
2 October, 2015	4 Dalecrest Dr, Toronto	Detached	5	2	5	\$500K	\$581K
4 October, 2015	145 Glenwood Cres, Toronto	Detached	3	2	14	\$799K	\$803K
5 October, 2015	164 Parkview Hill Cres, Toronto	Detached	2	3	8	\$1,000K	\$1,261K
7 October, 2015	2736 St Clair Ave, Toronto	Detached	2	2	30	\$600K	\$585K
11 October, 2015	2799 St Clair Ave, Toronto	Detached	2	2	19	\$500K	\$495K
12 October, 2015	61 Holmstead Ave, Toronto	Detached	3	2	13	\$499K	\$515K
14 October, 2015	32 Tiago Ave, Toronto	Detached	2	1	7	\$500K	\$577K
20 October, 2015	9 Doris Dr, Toronto	Detached	3	2	23	\$899K	\$870K
21 October, 2015	2587 St Clair Ave, Toronto	Detached	3	3	9	\$899K	\$933K
25 October, 2015	42 Holland Ave, Toronto	Detached	3	4	7	\$650K	\$731K
26 October, 2015	62 Glenwood Cres, Toronto	Detached	4	4	29	\$1,150K	\$1,100K
	76 Ferris Rd, Toronto	Detached	3	2	6	\$750K	\$859K
	105 Parkview Hill Cres, Toronto	Detached	3	2	6	\$999K	\$1,115K
29 October, 2015	31 Glenburn Ave, Toronto	Detached	2	1	9	\$570K	\$560K

## Data

Month, Day, Year of Sold Date	Address1	Property Type	Bedrooms	Washrooms	Days on the Market	List Price	Sold Price
29 October, 2015	142 Yardley Ave, Toronto	Detached	2	2	35	\$799K	\$796K
2 November, 2015	1 Glen Eden Cres, Toronto	Detached	3	3	12	\$600K	\$645K
	244 Parkview Hill Cres, Toronto	Detached	3	2	7	\$750K	\$861K
4 November, 2015	46 Galbraith Ave, Toronto	Detached	2	2	10	\$550K	\$600K
	2734 St Clair Ave, Toronto	Detached	2	2	21	\$600K	\$600K
11 November, 2015	17 Chapman Ave, Toronto	Semi-Detached	3	2	2	\$379K	\$413K
15 November, 2015	23 Topham Rd, Toronto	Detached	2	1	6	\$575K	\$578K
	2942 St Clair Ave, Toronto	Detached	3	4	21	\$700K	\$700K
18 November, 2015	95 Meighen Ave, Toronto	Semi-Detached	3	1	49	\$525K	\$515K
19 November, 2015	230 Westview Blvd, Toronto	Detached	2	2	5	\$600K	\$596K
24 November, 2015	503 Dawes Rd, Toronto	Detached	2	1	16	\$480K	\$450K
25 November, 2015	42 Glencrest Blvd, Toronto	Detached	2	2	6	\$589K	\$580K
28 November, 2015	109 Glen Albert Dr, Toronto	Detached	4	4	10	\$850K	\$847K
3 December, 2015	105 Furnival Rd, Toronto	Detached	2	2	4	\$625K	\$750K
4 December, 2015	50 Holland Ave, Toronto	Detached	3	3	4	\$647K	\$740K
	238 Westview Blvd, Toronto	Detached	3	4	17	\$793K	\$785K
7 December, 2015	98A Tiago Ave, Toronto	Detached	3	2	8	\$599K	\$659K
8 December, 2015	471 Dawes Rd, Toronto	Detached	2	2	19	\$550K	\$535K
9 December, 2015	497 Dawes Rd, Toronto	Detached	2	2	7	\$465K	\$462K
16 December, 2015	124 Rexleigh Dr, Toronto	Detached	4	4	29	\$950K	\$975K
5 January, 2016	73 Holmstead Ave, Toronto	Detached	3	4	85	\$1,000K	\$985K
7 January, 2016	505, 4 Park Vista Dr, Toronto	Condo	1	1	73	\$209K	\$200K
12 January, 2016	607, 4 Park Vista , Toronto	Condo	2	2	9	\$259K	\$248K
19 January, 2016	115 Furnival Rd, Toronto	Detached	3	2	6	\$650K	\$650K
21 January, 2016	8 Ravenwwod Pl	Detached	2	2	1	\$700K	\$828K
22 January, 2016	43 Elswick Rd	Detached	3	2	2	\$750K	\$890K
	217 Glenwood Cres	Detached	3	2	8	\$639K	\$652K
27 January, 2016	26 Stag Hill Dr	Detached	3	2	2	\$749K	\$820K

## Data

Month, Day, Year of Sold Date	Address1	Property Type	Bedrooms	Washrooms	Days on the Market	List Price	Sold Price
1 February, 2016	67 Glenburn Ave	Detached	2	2	5	\$529K	\$565K
2 February, 2016	3 Glen Eden Cres	Detached	3	2	49	\$599K	\$648K
4 February, 2016	54 Glencrest Blvd	Detached	2	2	3	\$599K	\$655K
	68 Parkview Hill Cres	Detached	3	3	15	\$1,249K	\$1,115K
	88 Yardley Ave	Detached	2	2	3	\$650K	\$712K
10 February, 2016	93 Cedarcrest Blvd	Detached	2	2	6	\$500K	\$602K
24 February, 2016	5 Elmont Dr	Detached	3	1	20	\$599K	\$701K
	23 Yardley Ave	Detached	3	3	0	\$850K	\$845K
26 February, 2016	4 Blair St	Townhouse	3	4	0	\$675K	\$680K
	1002 Victoria Park Ave	Detached	3	2	9	\$470K	\$545K
2 March, 2016	63 Galbraith Ave	Detached	3	2	9	\$600K	\$695K
5 March, 2016	4 Warvet Cres	Detached	2	1	9	\$495K	\$510K
6 March, 2016	84 Meighen Ave	Detached	4	3	4	\$675K	\$714K
7 March, 2016	510, 4 Park Vista	Condo	2	2	4	\$298K	\$300K
8 March, 2016	62 Ferris Rd	Detached	3	2	6	\$699K	\$800K
15 March, 2016	76 Yardley Ave	Detached	2	2	5	\$649K	\$712K
18 March, 2016	75 Meighen Ave	Detached	3	2	22	\$730K	\$715K
23 March, 2016	9 Adair Rd	Detached	3	4	17	\$740K	\$735K
	9 Glen Robert Dr	Detached	3	2	9	\$749K	\$932K
	910, 4 Park Vista St	Condo	2	2	32	\$300K	\$296K
28 March, 2016	49 Tiago Ave	Detached	2	1	5	\$499K	\$690K
31 March, 2016	63 Glenshaw Cres	Detached	4	5	43	\$1,549K	\$1,500K
5 April, 2016	19 Elswick Rd	Detached	3	2	9	\$860K	\$987K
9 April, 2016	15 Glen Eden Cres	Detached	3	3	3	\$599K	\$765K
11 April, 2016	11 Furnival Rd	Detached	2	2	3	\$600K	\$705K
14 April, 2016	76 Halsey Ave	Townhouse	3	3	2	\$446K	\$525K
16 April, 2016	14 Leander Crt	Detached	4	5	26	\$1,500K	\$1,475K
18 April, 2016	20 Alder Rd	Detached	3	5	0	\$1,100K	\$1,301K

## Data

Month, Day, Year of Sold Date	Address1	Property Type	Bedrooms	Washrooms	Days on the Market	List Price	Sold Price
19 April, 2016	30 Notley Pl	Detached	3	1	8	\$750K	\$870K
26 April, 2016	17 Chapman Ave	Semi-Detached	3	3	6	\$599K	\$666K
3 May, 2016	218 Westview Blvd	Detached	2	2	8	\$499K	\$605K
5 May, 2016	1212, 4 Park Vista Dr	Condo	1	1	1	\$209K	\$217K
10 May, 2016	34 Gardens Cres	Detached	3	3	5	\$649K	\$850K
15 May, 2016	36 Glenshaw Cres	Detached	3	2	6	\$799K	\$1,000K
	76 Adair Rd	Detached	4	2	4	\$660K	\$810K
	612, 4 Park Vista Dr	Condo	1	1	3	\$239K	\$237K
19 May, 2016	78 Parkview Hill Cres	Detached	4	4	7	\$1,188K	\$1,180K
26 May, 2016	28 Holland Ave	Detached	3	3	8	\$758K	\$745K
28 May, 2016	11 George Webster Rd	Townhouse	3	3	3	\$450K	\$522K
30 May, 2016	47 Cedarcrest Blvd	Detached	2	2	108	\$600K	\$610K
1 June, 2016	40 Parkview Hill Cres	Detached	2	2	8	\$995K	\$1,101K
2 June, 2016	1318 Victoria Park Ave	Detached	3	2	9	\$579K	\$635K
4 June, 2016	21 Holland Ave	Detached	4	2	3	\$695K	\$675K
	21 Peard Rd	Detached	3	2	3	\$700K	\$890K
13 June, 2016	160 Parkview Hill Cres	Detached	3	4	11	\$1,095K	\$1,265K
14 June, 2016	228 Westview Blvd	Detached	2	2	6	\$600K	\$750K
	776 O'connor Dr	Detached	3	4	6	\$998K	\$1,180K
16 June, 2016	139 Glenwood Cres	Detached	3	2	8	\$899K	\$980K
17 June, 2016	145 Glenwood Cres	Detached	3	3	11	\$1,089K	\$1,230K
18 June, 2016	447 Dawes Rd	Detached	3	4	9	\$650K	\$805K
19 June, 2016	235 Westview Blvd	Detached	3	2	4	\$650K	\$800K
20 June, 2016	5 Glenfield Cres	Detached	3	2	7	\$689K	\$850K
	40 Merritt Rd	Detached	3	4	5	\$800K	\$948K
21 June, 2016	27 Yardley Ave	Detached	2	2	6	\$649K	\$720K
	37 White Pine Ave	Detached	4	5	6	\$1,788K	\$1,770K
22 June, 2016	128 Rexleigh Dr	Detached	3	2	9	\$800K	\$879K



## Data

Month, Day, Year of Sold Date	Address1	Property Type	Bedrooms	Washrooms	Days on the Market	List Price	Sold Price
22 June, 2016	210 Glenwood Cres	Detached	2	2	6	\$660K	\$706K
23 June, 2016	46 Meighen Ave	Detached	3	3	9	\$599K	\$801K
	258 Westview Blvd	Detached	4	5	7	\$849K	\$981K
28 June, 2016	98 Furnival Rd	Detached	2	2	4	\$675K	\$675K
	212 Glenwood Cres	Detached	3	2	8	\$749K	\$850K
30 June, 2016	2950 St Clair Ave E	Detached	3	2	70	\$720K	\$685K
6 July, 2016	25 Adair Rd	Detached	2	2	6	\$599K	\$610K
11 July, 2016	31 Squires Ave	Detached	3	2	7	\$649K	\$801K
12 July, 2016	23 Tiago Ave	Detached	3	4	6	\$899K	\$935K
20 July, 2016	34 Munford Cres	Detached	3	3	26	\$750K	\$735K
22 July, 2016	24 Parkview Hill Cres	Detached	4	5	10	\$1,399K	\$1,750K
25 July, 2016	34 Topham Rd	Detached	2	2	6	\$649K	\$720K
	71 Furnival Rd	Detached	3	4	12	\$1,000K	\$1,191K
	80 Yardley Ave	Detached	3	4	47	\$970K	\$950K
26 July, 2016	26 Avis Cres	Semi-Detached	3	2	14	\$550K	\$570K
	86 Glenwood Cres	Detached	3	2	18	\$1,079K	\$1,105K
28 July, 2016	38 Glenburn Ave	Detached	4	3	8	\$849K	\$878K
29 July, 2016	139 Glen Albert Dr	Detached	3	4	8	\$1,250K	\$1,250K
31 July, 2016	114 Meighen Ave	Detached	2	2	4	\$665K	\$648K
8 August, 2016	406, 4 Park Vista Dr	Condo	1	2	6	\$219K	\$230K
9 August, 2016	85 Cedarcrest Blvd	Detached	4	4	7	\$1,299K	\$1,340K
	99 Glen Albert Dr	Detached	3	1	7	\$700K	\$905K
22 August, 2016	126 Ferris Rd	Detached	3	2	7	\$599K	\$776K
24 August, 2016	2, 2716 St Clair Ave E	Townhouse	3	2	6	\$450K	\$485K
2 September, 2016	82 Halsey Ave	Townhouse	3	2	4	\$400K	\$414K
13 September, 2016	18 Doris Dr	Detached	2	1	7	\$799K	\$987K
14 September, 2016	83 Squires Ave	Detached	3	2	0	\$639K	\$808K
	1113, 4 Park Vista Dr	Condo	1	1	2	\$235K	\$240K

## Data

Month, Day, Year of Sold Date	Address1	Property Type	Bedrooms	Washrooms	Days on the Market	List Price	Sold Price
15 September, 2016	13, 2716 St.Clair Ave E	Townhouse	3	2	15	\$480K	\$505K
16 September, 2016	8 Glenwood Cres	Detached	3	3	4	\$1,288K	\$1,350K
	107 Tiago Ave	Detached	4	4	3	\$1,249K	\$1,411K
	237 Parkview Hill Cres	Detached	5	2	7	\$995K	\$1,000K
18 September, 2016	29 Ashall Blvd	Detached	3	1	8	\$939K	\$985K
19 September, 2016	4 Plaxton Cres	Detached	2	3	7	\$899K	\$1,084K
	24 Glencrest Blvd	Detached	3	4	8	\$969K	\$995K
27 September, 2016	74 Cedarcrest Blvd	Detached	2	2	5	\$600K	\$751K
	133 Glenwood Cres	Detached	3	2	4	\$1,075K	\$1,075K
3 October, 2016	20 Warvet Cres	Detached	3	1	5	\$579K	\$562K
5 October, 2016	44 Amsterdam Ave	Detached	4	2	11	\$649K	\$795K
7 October, 2016	41 Halsey Ave	Semi-Detached	3	3	9	\$739K	\$730K
12 October, 2016	40 Parkview Hill Cres	Detached	2	2	8	\$899K	\$1,275K
	65 Glenshaw Cres	Detached	2	1	17	\$800K	\$830K
16 October, 2016	77 Adair Rd	Detached	3	2	3	\$649K	\$785K
19 October, 2016	26 Merritt Rd	Detached	3	2	8	\$699K	\$785K
	230 Westview Blvd	Detached	2	2	8	\$620K	\$693K
31 October, 2016	17 Alder Rd	Detached	4	2	0	\$1,225K	\$1,200K
1 November, 2016	12 Munford Cres	Detached	3	3	33	\$840K	\$798K
8 November, 2016	60 Glenwood Cres	Detached	3	2	6	\$1,100K	\$1,301K
18 November, 2016	20 Joanith Dr	Detached	2	2	2	\$797K	\$780K
21 November, 2016	10 Munford Cres	Detached	3	2	7	\$769K	\$730K
	21, 2716 St Clair Ave E	Townhouse	3	2	7	\$495K	\$511K
22 November, 2016	2 Ravenwood Pl	Detached	3	3	12	\$1,088K	\$1,030K
	76 Parkview Hill Cres	Detached	4	6	6	\$2,089K	\$2,065K
23 November, 2016	1002 Victoria Park Ave	Detached	3	2	44	\$679K	\$660K
27 November, 2016	79 Chapman Ave	Semi-Detached	3	2	17	\$599K	\$575K
30 November, 2016	6 Ashall Blvd	Detached	2	2	7	\$699K	\$945K

## Data

Month, Day, Year of Sold Date	Address1	Property Type	Bedrooms	Washrooms	Days on the Market	List Price	Sold Price
30 November, 2016	15 Ferris Rd	Detached	4	4	0	\$1,100K	\$1,045K
1 December, 2016	149 Ferris Rd	Detached	2	1	2	\$530K	\$701K
2 December, 2016	39 Amsterdam Ave	Detached	4	2	8	\$798K	\$835K
9 December, 2016	18 Notley Pl	Detached	4	4	21	\$1,495K	\$1,459K
11 December, 2016	78 Ferris Rd	Detached	3	2	11	\$1,038K	\$1,052K
14 December, 2016	613, 4 Park Vista Dr	Condo	1	1	1	\$240K	\$238K
22 December, 2016	38 Galbraith Ave	Detached	3	3	12	\$1,099K	\$1,250K
23 December, 2016	84 Halsey Ave	Townhouse	3	2	127	\$500K	\$488K
24 December, 2016	448 Dawes Rd	Townhouse	3	3	3	\$550K	\$625K
4 January, 2017	2904 St. Clair Ave	Other	9	8	41	\$1,599K	\$1,500K
6 January, 2017	144 Glen Albert Dr	Detached	4	4	21	\$1,379K	\$1,350K
10 January, 2017	2988 St Clair Ave E	Detached	3	2	2	\$799K	\$775K
15 January, 2017	71 Northdale Blvd	Detached	5	3	59	\$1,100K	\$1,070K
16 January, 2017	61 Chapman Ave	Semi-Detached	4	2	7	\$589K	\$590K
18 January, 2017	67 Presteign Ave	Detached	4	3	7	\$999K	\$1,220K
24 January, 2017	2901 St Clair Ave E	Other	9	12	14	\$1,900K	\$1,830K
	Ph7, 955 O'connor Dr	Condo	3	2	7	\$380K	\$445K
25 January, 2017	39 Holland Ave	Detached	3	3	2	\$779K	\$910K
26 January, 2017	3 Vicross Rd	Detached	2	3	100	\$880K	\$880K
31 January, 2017	82 Halsey Ave	Townhouse	3	2	7	\$499K	\$610K
1 February, 2017	88 Westview Blvd	Detached	4	3	8	\$679K	\$745K
2 February, 2017	37 Marilyn Cres	Detached	3	3	2	\$899K	\$1,106K
3 February, 2017	136 Glen Albert Dr	Detached	4	6	8	\$1,549K	\$1,518K
6 February, 2017	40 Meighen Ave	Detached	2	2	6	\$650K	\$920K
8 February, 2017	197 Westview Blvd	Detached	2	2	1	\$649K	\$875K
9 February, 2017	101 Amsterdam Ave	Detached	3	2	0	\$799K	\$810K
10 February, 2017	124 Glen Albert Dr	Detached	4	5	2	\$1,799K	\$1,820K
13 February, 2017	180 Glenwood Cres	Detached	3	3	6	\$849K	\$975K

## Data

Month, Day, Year of Sold Date	Address1	Property Type	Bedrooms	Washrooms	Days on the Market	List Price	Sold Price
15 February, 2017	20, 2716 St Clair Ave E	Townhouse	3	2	9	\$530K	\$590K
16 February, 2017	38 Alder Rd	Detached	3	2	0	\$998K	\$1,280K
17 February, 2017	75 Northdale Blvd	Detached	5	6	4	\$1,689K	\$1,800K
21 February, 2017	84 Glenwood Cres	Detached	3	2	7	\$999K	\$1,101K
26 February, 2017	38 Joanith Dr	Detached	4	4	5	\$1,288K	\$1,395K
27 February, 2017	8 Notley Pl	Detached	5	3	6	\$850K	\$1,127K
	2811 St. Clair Ave E	Townhouse	4	2	4	\$530K	\$670K
28 February, 2017	160 Westview Blvd	Detached	2	2	1	\$700K	\$901K
1 March, 2017	13B Holmstead Ave	Detached	4	5	44	\$1,250K	\$1,180K
	69 Holmstead Ave	Detached	4	5	8	\$1,189K	\$1,430K
	159 Ferris Rd	Detached	3	3	13	\$1,189K	\$1,220K
4 March, 2017	129 Yardley Ave	Detached	2	2	2	\$625K	\$675K
5 March, 2017	95 Glen Albert Dr	Detached	4	4	4	\$1,298K	\$1,501K
7 March, 2017	768 O'connor Dr	Detached	3	2	8	\$1,199K	\$1,440K
8 March, 2017	107 Ferris Rd	Detached	3	2	8	\$979K	\$1,172K
13 March, 2017	465 Dawes Rd	Detached	2	1	5	\$550K	\$780K
15 March, 2017	72 Galbraith Ave	Detached	4	4	1	\$1,199K	\$1,213K
21 March, 2017	148 Tiago Ave	Detached	3	2	7	\$849K	\$1,030K
27 March, 2017	140 Meighen Ave	Detached	2	2	7	\$668K	\$817K
28 March, 2017	39 Joanith Dr	Detached	2	2	8	\$700K	\$910K
29 March, 2017	16 A Gower St	Townhouse	3	3	7	\$630K	\$680K
3 April, 2017	77 Holmstead Ave	Detached	4	3	4	\$800K	\$982K
4 April, 2017	46 Merritt Rd	Detached	4	4	7	\$850K	\$1,026K
5 April, 2017	72 Cedarcrest Blvd	Detached	2	1	7	\$749K	\$825K
6 April, 2017	19 Marilyn Cres	Detached	4	3	6	\$1,550K	\$1,500K
7 April, 2017	19 Yardley Ave	Detached	2	2	0	\$670K	\$751K
10 April, 2017	16 Glenshaw Cres	Detached	3	2	6	\$1,088K	\$1,458K
	66 Adair Rd	Detached	3	4	58	\$950K	\$950K

## Data

Month, Day, Year of Sold Date	Address1	Property Type	Bedrooms	Washrooms	Days on the Market	List Price	Sold Price
11 April, 2017	84 Adair Rd	Detached	3	2	7	\$700K	\$875K
12 April, 2017	18 Gardens Cres	Detached	4	3	8	\$679K	\$955K
	177 Glenwood Cres	Detached	3	2	7	\$1,188K	\$1,500K
25 April, 2017	2735 St Clair Ave E	Detached	2	2	18	\$679K	\$775K
26 April, 2017	143 Glenwood Cres	Detached	3	3	8	\$1,299K	\$1,400K
28 April, 2017	2738 St. Clair Ave E	Detached	2	2	4	\$589K	\$660K
29 April, 2017	758 O'connor Dr	Detached	4	4	11	\$1,388K	\$1,350K
2 May, 2017	7 Glen Eden Cres	Detached	4	2	8	\$899K	\$1,030K
	13 Adair Rd	Detached	3	5	9	\$1,480K	\$1,550K
	28 Squires Ave	Detached	4	3	7	\$849K	\$1,300K
	34 Tiago Ave	Detached	3	1	13	\$759K	\$720K
6 May, 2017	44 Doris Dr	Detached	2	2	5	\$950K	\$950K
9 May, 2017	8 Glen Gannon Dr	Detached	3	2	7	\$1,299K	\$1,305K
	2813 St. Clair Ave E	Townhouse	3	3	5	\$600K	\$650K
15 May, 2017	57 Notley Pl	Detached	3	2	11	\$800K	\$890K
17 May, 2017	7 Barrett Rd	Detached	2	2	9	\$699K	\$815K
	50 Doris Dr	Detached	3	3	9	\$1,199K	\$1,277K
24 May, 2017	208 Glenwood Cres	Detached	4	4	7	\$1,399K	\$1,355K
25 May, 2017	166 Westview Blvd W	Detached	2	2	13	\$699K	\$850K
30 May, 2017	34 Notley Pl	Detached	3	2	6	\$799K	\$806K
31 May, 2017	9 Galbraith Ave	Detached	2	2	33	\$700K	\$773K
2 June, 2017	29 Ferris Rd	Detached	3	2	16	\$1,149K	\$1,085K
4 June, 2017	137 Glen Albert Dr	Detached	4	6	3	\$1,599K	\$1,600K
5 June, 2017	10 Munford Cres	Detached	3	3	13	\$999K	\$1,080K
	20 Plaxton Dr	Detached	2	2	6	\$700K	\$900K
6 June, 2017	74 Yardley Ave	Detached	2	2	14	\$800K	\$760K
7 June, 2017	15 Vicross Rd	Detached	1	3	82	\$925K	\$840K
15 June, 2017	23 Glenburn Ave	Detached	3	1	66	\$650K	\$620K

## Data

Month, Day, Year of Sold Date	Address1	Property Type	Bedrooms	Washrooms	Days on the Market	List Price	Sold Price
27 June, 2017	20 White Pine Ave	Detached	3	3	14	\$1,299K	\$1,279K
7 July, 2017	42 Merritt Rd	Detached	3	3	3	\$1,136K	\$1,173K
10 July, 2017	27 Stag Hill Dr	Detached	2	2	20	\$995K	\$970K
11 July, 2017	22 Avis Cres	Semi-Detached	3	2	35	\$689K	\$660K
13 July, 2017	18 Ferris Rd	Detached	4	5	9	\$1,769K	\$1,532K
14 July, 2017	211 Westview Blvd	Detached	2	2	15	\$825K	\$800K
17 July, 2017	10 Warvet Cres	Detached	2	2	0	\$679K	\$671K
27 July, 2017	55 Presteign Ave	Detached	3	1	2	\$750K	\$888K
17 August, 2017	9 Amsterdam Ave	Detached	2	2	52	\$680K	\$695K
	43 Merritt Rd	Detached	2	1	41	\$750K	\$730K
	142 Meighen Ave	Detached	3	3	44	\$750K	\$665K
	2889 St Clair Ave E	Townhouse	4	3	73	\$770K	\$750K
23 August, 2017	57 Holland Ave	Detached	4	2	2	\$799K	\$825K
24 August, 2017	11 Adair Rd	Detached	2	2	16	\$659K	\$650K
26 August, 2017	15 Blair St	Townhouse	3	4	4	\$679K	\$802K
29 August, 2017	41 Marilyn Cres	Detached	3	1	36	\$890K	\$850K
1 September, 2017	1 Vicross Rd	Detached	2	1	70	\$640K	\$616K
11 September, 2017	188 Parkview Hill Cres	Detached	3	3	0	\$1,599K	\$1,545K
12 September, 2017	2825 St Clair Ave E	Townhouse	4	3	6	\$875K	\$850K
15 September, 2017	4 Merritt Rd	Detached	3	1	1	\$679K	\$665K
17 September, 2017	76 Halsey Ave	Townhouse	3	3	7	\$620K	\$615K
21 September, 2017	111 Ferris Rd	Detached	4	4	9	\$1,698K	\$1,670K
25 September, 2017	506, 4 Park Vista Dr	Condo	2	2	6	\$229K	\$298K
29 September, 2017	22 Glenwood Cres	Detached	4	5	24	\$2,999K	\$2,740K
2 October, 2017	25 Glenburn Ave	Detached	2	2	18	\$729K	\$710K
4 October, 2017	42 Doris Dr	Detached	3	3	7	\$1,199K	\$1,175K
5 October, 2017	68 Glencrest Blvd	Detached	2	2	14	\$730K	\$730K
15 October, 2017	14 Leander Crt	Detached	4	5	5	\$1,675K	\$1,600K

## Data

Month, Day, Year of Sold Date	Address1	Property Type	Bedrooms	Washrooms	Days on the Market	List Price	Sold Price
18 October, 2017	802, 4 Park Vista Dr	Condo	1	1	8	\$315K	\$308K
24 October, 2017	2 Westview Blvd	Detached	2	3	37	\$685K	\$630K
	34 Glencrest Blvd	Detached	2	2	7	\$649K	\$740K
4 November, 2017	26 Amsterdam Ave	Detached	2	1	10	\$659K	\$631K
5 November, 2017	8 Westview Blvd	Detached	2	1	6	\$729K	\$725K
7 November, 2017	40 Galbraith Ave	Detached	2	2	13	\$750K	\$741K
	214 Westview Blvd	Detached	2	2	28	\$800K	\$776K
10 November, 2017	56 Tiago Ave	Detached	0	0	14	\$858K	\$762K
13 November, 2017	212 Glenwood Cres	Detached	3	2	19	\$959K	\$935K
16 November, 2017	105 Amsterdam Ave	Detached	5	5	41	\$1,600K	\$1,480K
	158 Westview Blvd	Detached	3	3	2	\$688K	\$980K
19 November, 2017	67 Chapman Ave	Semi-Detached	4	3	49	\$779K	\$740K
21 November, 2017	2980 St. Clair Ave E	Detached	2	1	6	\$550K	\$550K
4 December, 2017	98A Galbraith Ave	Detached	4	4	19	\$1,298K	\$1,280K
6 December, 2017	252 Ferris Rd	Detached	3	2	14	\$819K	\$795K
8 December, 2017	32 Galbraith Ave	Detached	2	1	3	\$700K	\$700K
13 December, 2017	21 Elswick Rd	Detached	5	4	8	\$1,599K	\$1,620K
	45 Amsterdam Ave	Detached	4	2	8	\$749K	\$735K
21 December, 2017	13 Munford Cres	Detached	3	2	36	\$870K	\$820K
29 December, 2017	72 Adair Rd	Detached	2	2	37	\$659K	\$659K
11 January, 2018	1012 Victoria Park Ave	Detached	2	2	3	\$690K	\$645K
22 January, 2018	14 Ferris Rd	Detached	3	3	12	\$875K	\$867K
5 February, 2018	136 Glenwood Cres	Detached	4	6	11	\$1,699K	\$1,656K
7 February, 2018	30 Notley Pl	Detached	4	5	14	\$1,849K	\$1,800K
11 February, 2018	22 Eden Park Rd	Detached	5	5	24	\$1,999K	\$1,925K
12 February, 2018	54 Glenwood Cres	Detached	3	2	7	\$1,595K	\$1,570K
14 February, 2018	1407, 4 Park Vista	Condo	2	2	16	\$329K	\$340K
15 February, 2018	402, 955 O'connor Dr	Condo	2	2	16	\$450K	\$445K

## Data

Month, Day, Year of Sold Date	Address1	Property Type	Bedrooms	Washrooms	Days on the Market	List Price	Sold Price
18 February, 2018	44 Glenwood Cres	Detached	3	3	24	\$1,599K	\$1,600K
20 February, 2018	8 Blair St	Townhouse	3	4	77	\$800K	\$810K
	165 Glenwood Cres	Detached	3	2	6	\$850K	\$915K
21 February, 2018	37 Joanith Dr	Detached	2	2	7	\$780K	\$810K
23 February, 2018	9 Vicross Rd	Detached	3	3	16	\$1,075K	\$1,025K
25 February, 2018	72 Amsterdam Ave	Detached	3	2	5	\$830K	\$830K
27 February, 2018	65 Northdale Blvd	Detached	3	2	5	\$800K	\$785K
28 February, 2018	78 Tiago Ave	Detached	4	5	8	\$1,799K	\$1,758K
1 March, 2018	13B Holmstead Ave	Detached	4	5	14	\$1,299K	\$1,280K
2 March, 2018	10 Youngmill Dr	Detached	3	2	42	\$900K	\$865K
7 March, 2018	2939 St Clair Ave	Detached	2	1	7	\$600K	\$611K
10 March, 2018	131 Glenwood Cres	Detached	4	3	18	\$1,649K	\$1,637K
12 March, 2018	9 Marilyn Cres	Detached	3	2	6	\$849K	\$860K
13 March, 2018	27 Tiago Ave	Detached	4	5	19	\$1,679K	\$1,565K
15 March, 2018	24 Topham Rd	Detached	2	1	7	\$735K	\$720K
24 March, 2018	908, 4 Park Vista Dr	Condo	1	1	2	\$323K	\$330K