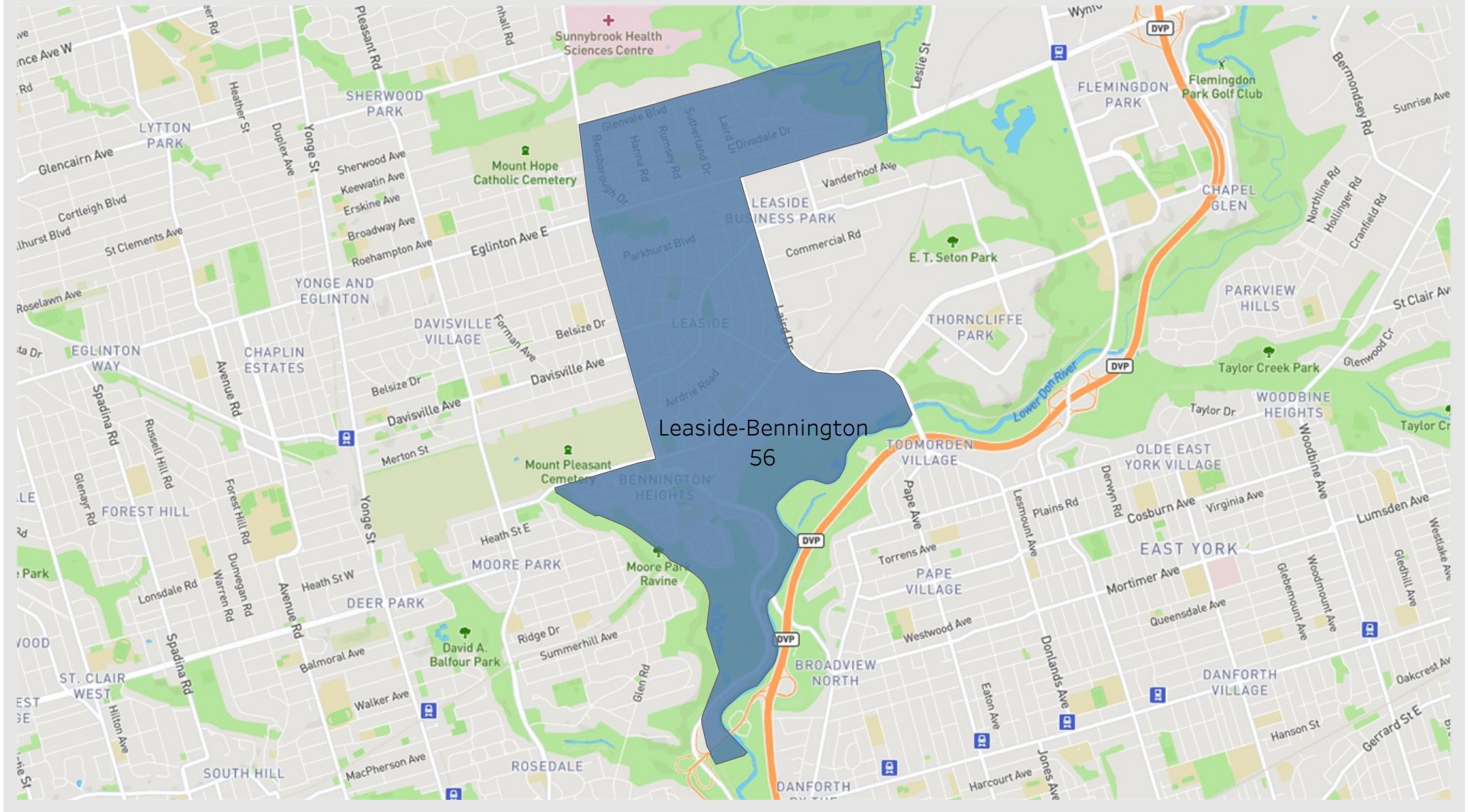
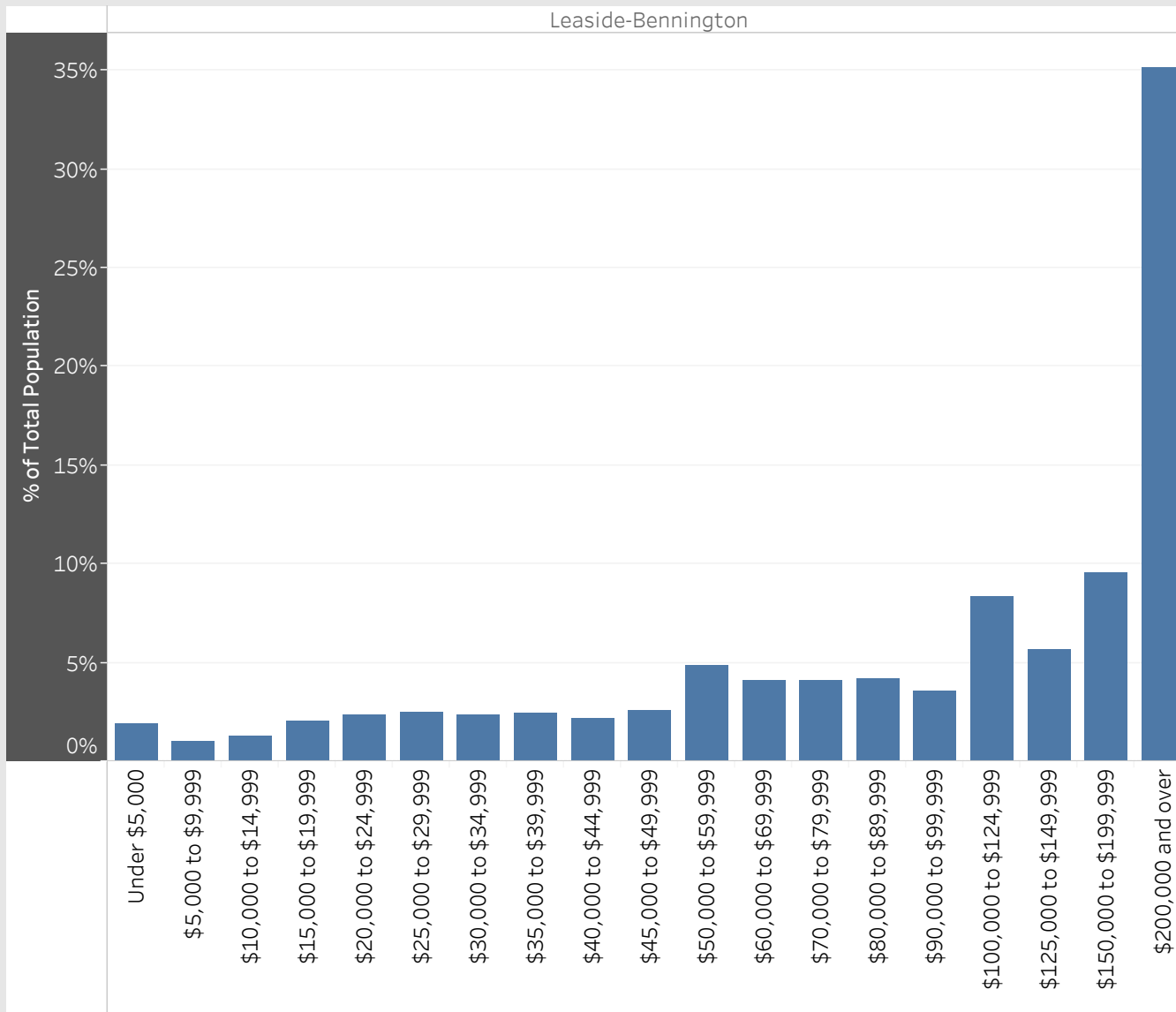


Leaside-Bennington
Neighbourhood Breakdown
July 1st, 2015 - March 31st, 2018

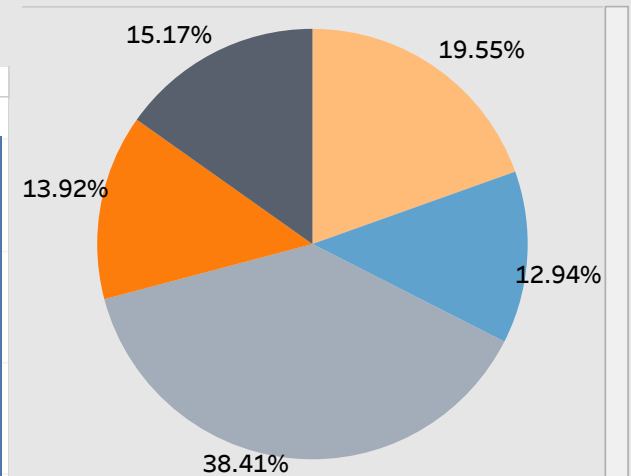


2016 StatsCan Data

Household Income in Leaside-Bennington



Age

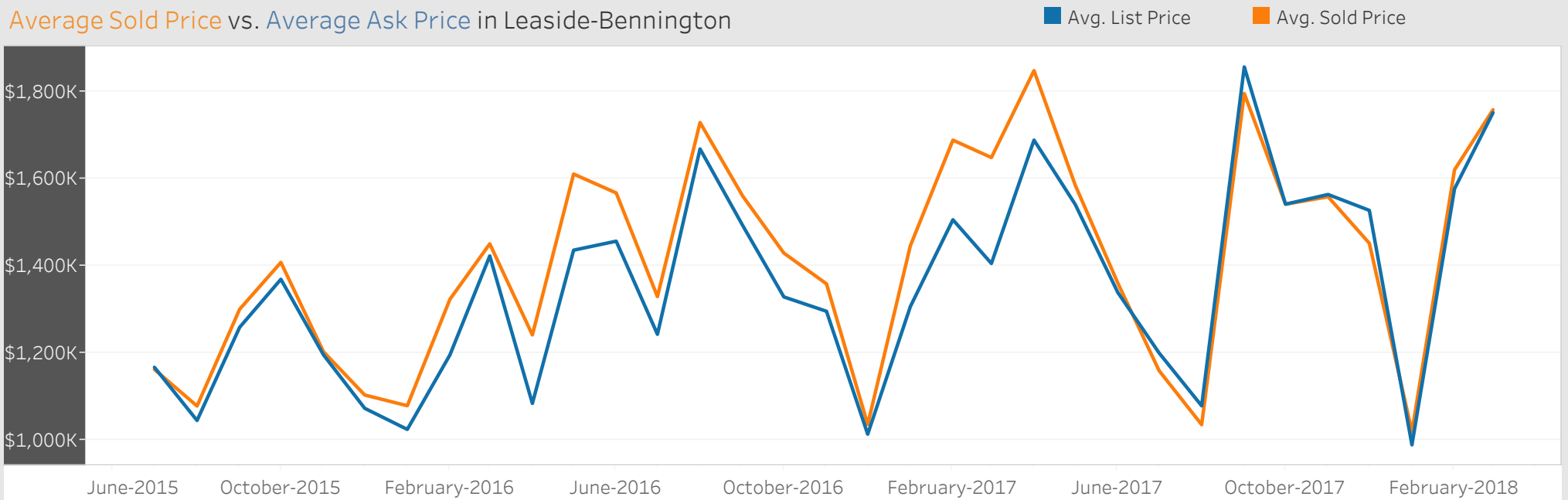


- Children (0-14 years)
- Youth (15-24 years)
- Working Age (25-54 years)
- Pre-retirement (55-64 years)
- Seniors (65+ years)

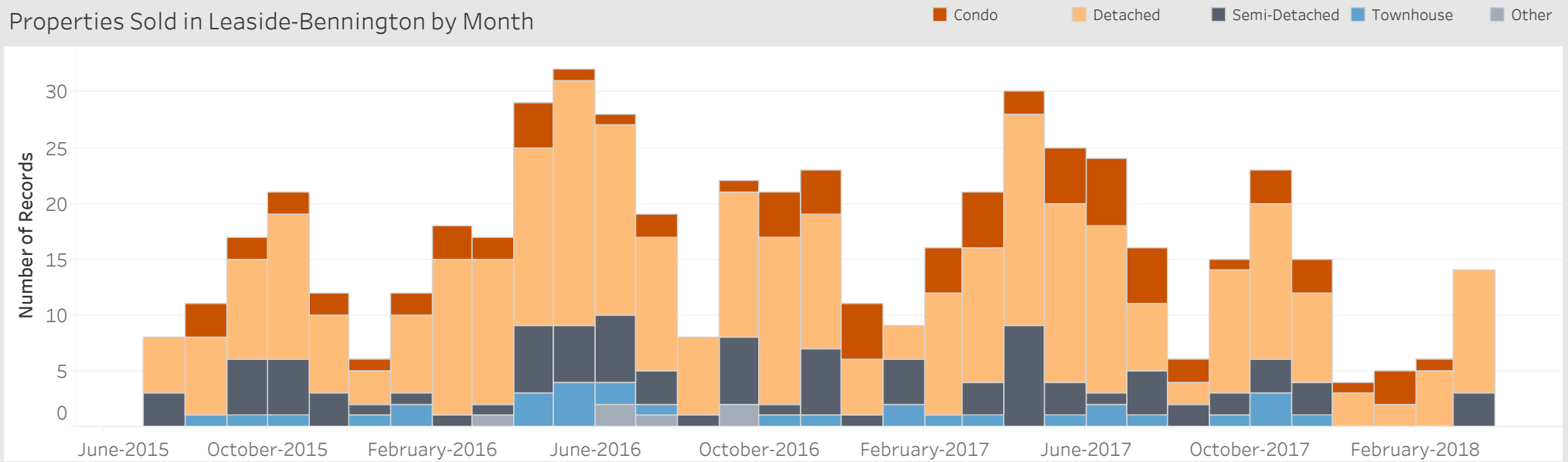
Visible Minorities

Not a visible minority	82.34%
Chinese	6.16%
South Asian	2.70%
Black	1.68%
Filipino	1.35%
Korean	1.20%
Multiple visible minorities	1.02%
West Asian	0.96%
Latin American	0.84%
Southeast Asian	0.51%
Arab	0.45%
Japanese	0.45%
Visible minority; n.i.e.	0.33%

Average Sold Price vs. Average Ask Price in Leaside-Bennington



Properties Sold in Leaside-Bennington by Month



Data

Month, Day, Year of Sold Date	Address1	Property Type	Bedrooms	Washrooms	Days on the Market	List Price	Sold Price
5 July, 2015	12 Parkhurst Blvd, Toronto	Detached	4	3	5	\$1,559K	\$1,569K
12 July, 2015	39 Vanderhoof Ave, Toronto	Semi-Detached	3	2	5	\$799K	\$938K
	82 Airdrie Rd, Toronto	Detached	4	5	31	\$1,990K	\$1,875K
13 July, 2015	160 Donegall Dr, Toronto	Detached	3	2	33	\$1,200K	\$1,128K
17 July, 2015	3 Glenbrae Ave, Toronto	Semi-Detached	2	2	10	\$799K	\$780K
20 July, 2015	6811 Eglinton Ave, Toronto	Detached	3	1	23	\$900K	\$875K
21 July, 2015	182 Mcrae Dr, Toronto	Detached	2	1	8	\$995K	\$1,038K
23 July, 2015	514 Broadway Ave, Toronto	Semi-Detached	3	2	6	\$1,100K	\$1,100K
5 August, 2015	106, 928 Millwood Rd, Toronto	Condo	2	1	57	\$308K	\$305K
	112 Parklea Dr, Toronto	Detached	2	2	2	\$949K	\$961K
7 August, 2015	311, 356 Mcrae Dr, Toronto	Condo	2	1	25	\$370K	\$370K
9 August, 2015	381 Sutherland Dr, Toronto	Detached	3	2	6	\$1,029K	\$1,140K
10 August, 2015	317 Laird Dr, Toronto	Detached	1	2	28	\$1,125K	\$1,080K
13 August, 2015	Ph805, 1801 Bayview Ave, Toronto	Condo	2	3	38	\$770K	\$740K
17 August, 2015	129 Rumsey Rd, Toronto	Detached	3	2	5	\$1,149K	\$1,160K
20 August, 2015	21 Divadale Dr, Toronto	Detached	3	2	7	\$1,050K	\$1,442K
	148 Leacrest Rd, Toronto	Detached	4	5	67	\$2,080K	\$2,010K
24 August, 2015	101, 76 Aerodrome Cres, Toronto	Townhouse	2	2	6	\$475K	\$510K
31 August, 2015	140 Leacrest Rd, Toronto	Detached	4	5	27	\$2,198K	\$2,150K
2 September, 2015	135 Glenvale Blvd, Toronto	Detached	4	5	76	\$1,989K	\$1,925K
	501, 356 Mcrae Dr, Toronto	Condo	2	2	8	\$435K	\$437K
6 September, 2015	12 Kenrae Rd, Toronto	Detached	4	5	7	\$2,098K	\$2,030K
	188 Glenvale Blvd, Toronto	Detached	4	6	14	\$2,750K	\$2,620K
7 September, 2015	315 Laird Dr, Toronto	Detached	2	2	8	\$1,125K	\$1,100K
13 September, 2015	373 Bessborough Dr, Toronto	Detached	4	3	6	\$1,499K	\$1,635K
	835 Millwood Rd, Toronto	Townhouse	3	2	6	\$950K	\$950K
14 September, 2015	6 Randolph Rd, Toronto	Detached	4	4	1	\$1,449K	\$1,600K
	100 Donegall Dr, Toronto	Semi-Detached	3	1	6	\$799K	\$789K

Data

Month, Day, Year of Sold Date	Address1	Property Type	Bedrooms	Washrooms	Days on the Market	List Price	Sold Price
15 September, 2015	42 Southvale Dr, Toronto	Semi-Detached	3	2	7	\$750K	\$772K
17 September, 2015	376 Laird Dr, Toronto	Semi-Detached	2	2	3	\$799K	\$822K
21 September, 2015	103 Thursfield Cres, Toronto	Semi-Detached	3	1	7	\$849K	\$903K
22 September, 2015	30 Crofton Rd, Toronto	Semi-Detached	2	2	2	\$699K	\$780K
	113, 955 Millwood Rd, Toronto	Condo	2	1	20	\$349K	\$340K
23 September, 2015	27 Tanager Ave, Toronto	Detached	3	5	1	\$1,798K	\$1,990K
	54 Bessborough Dr, Toronto	Detached	3	2	8	\$1,125K	\$1,165K
30 September, 2015	99 Bessborough Dr, Toronto	Detached	4	4	3	\$1,950K	\$2,260K
2 October, 2015	95 Southvale Dr, Toronto	Semi-Detached	3	2	3	\$1,059K	\$1,140K
4 October, 2015	6 Astor Ave, Toronto	Detached	4	5	27	\$1,995K	\$1,990K
	590 Broadway Ave, Toronto	Detached	4	4	6	\$1,698K	\$1,776K
5 October, 2015	32 Cameron Cres, Toronto	Detached	3	2	6	\$1,079K	\$1,319K
6 October, 2015	17 Berney Cres, Toronto	Detached	3	2	7	\$1,079K	\$1,235K
7 October, 2015	64 Parkhurst Blvd, Toronto	Detached	3	2	10	\$1,389K	\$1,345K
	154 Donegall Dr, Toronto	Detached	4	3	20	\$1,700K	\$1,625K
8 October, 2015	83 Rumsey Rd, Toronto	Semi-Detached	3	4	16	\$1,698K	\$1,650K
9 October, 2015	479 Broadway Ave, Toronto	Detached	4	5	19	\$2,648K	\$2,600K
14 October, 2015	8 Rolph Rd, Toronto	Detached	3	2	15	\$995K	\$955K
15 October, 2015	39 Parkhurst Blvd, Toronto	Semi-Detached	3	2	2	\$849K	\$925K
18 October, 2015	124 Bessborough Dr, Toronto	Detached	4	4	5	\$2,100K	\$2,210K
	209, 1901 Bayview Ave, Toronto	Condo	2	1	24	\$420K	\$409K
	209B Randolph Rd, Toronto	Townhouse	3	3	6	\$1,150K	\$1,140K
19 October, 2015	219 Divadale Dr, Toronto	Semi-Detached	3	2	1	\$979K	\$1,180K
21 October, 2015	56 Donlea Dr, Toronto	Detached	3	2	8	\$1,285K	\$1,406K
22 October, 2015	303, 211 Randolph Rd, Toronto	Condo	2	1	44	\$308K	\$298K
	534 Broadway Ave, Toronto	Detached	4	7	16	\$2,688K	\$2,580K
25 October, 2015	164 Parkhurst Blvd, Toronto	Detached	2	2	6	\$1,049K	\$1,111K
26 October, 2015	6 Glenbrae Ave, Toronto	Semi-Detached	2	2	14	\$800K	\$860K

Data

Month, Day, Year of Sold Date	Address1	Property Type	Bedrooms	Washrooms	Days on the Market	List Price	Sold Price
29 October, 2015	130 Donlea Dr, Toronto	Detached	4	4	22	\$1,798K	\$1,825K
2 November, 2015	163 Rumsey Rd, Toronto	Detached	3	4	6	\$1,338K	\$1,538K
4 November, 2015	94 Southvale Dr, Toronto	Detached	2	4	8	\$899K	\$875K
5 November, 2015	1 Astor Ave, Toronto	Detached	3	3	23	\$1,300K	\$1,191K
	81 Rumsey Rd, Toronto	Semi-Detached	3	5	46	\$1,698K	\$1,620K
10 November, 2015	310 Rumsey Rd, Toronto	Detached	3	2	10	\$1,375K	\$1,345K
13 November, 2015	16 Hampton Park Cres, Toronto	Detached	5	6	30	\$1,995K	\$1,910K
14 November, 2015	64 Vanderhoof Ave, Toronto	Detached	4	4	3	\$1,700K	\$1,700K
23 November, 2015	11 Beaufield Ave, Toronto	Semi-Detached	3	3	1	\$1,268K	\$1,263K
	103, 1801 Bayview Ave, Toronto	Condo	2	1	39	\$285K	\$275K
25 November, 2015	307, 928 Millwood Rd, Toronto	Condo	2	2	9	\$399K	\$415K
27 November, 2015	509 Sutherland Dr, Toronto	Semi-Detached	3	2	2	\$1,049K	\$1,230K
30 November, 2015	167 Randolph Rd, Toronto	Detached	1	2	6	\$1,050K	\$1,080K
1 December, 2015	150 Hanna Rd, Toronto	Detached	3	3	7	\$1,600K	\$1,686K
2 December, 2015	314 Rumsey Rd, Toronto	Detached	3	1		\$1,395K	\$1,395K
7 December, 2015	410, 1801 Bayview Ave, Toronto	Condo	2	2	20	\$480K	\$489K
10 December, 2015	5 True Davidson Dr, Toronto	Detached	4	4	10	\$1,698K	\$1,650K
	131 Glenvale Blvd, Toronto	Semi-Detached	3	1	2	\$789K	\$935K
16 December, 2015	202, 2 Brian Peck Cres, Toronto	Townhouse	2	2	38	\$480K	\$470K
7 January, 2016	508, 1 Leaside Park Dr, Toronto	Condo	1	1	67	\$250K	\$239K
9 January, 2016	247 Mcrae Dr, Toronto	Townhouse	3	3	40	\$1,132K	\$1,135K
12 January, 2016	778 Eglinton Ave, Toronto	Semi-Detached	3	2	7	\$847K	\$894K
13 January, 2016	107, 928 Millwood Rd, Toronto	Condo	2	1	7	\$325K	\$320K
16 January, 2016	94 Douglas Cres, Toronto	Detached	3	4	6	\$1,700K	\$1,700K
22 January, 2016	101, 72 Aerodrome Cres	Townhouse	2	2	2	\$479K	\$530K
25 January, 2016	228 Rumsey Rd	Detached	2	2	7	\$1,149K	\$1,209K
26 January, 2016	30 Parkhurst Blvd	Detached	3	2	7	\$1,299K	\$1,501K
	57 Airdrie Rd	Detached	3	2	7	\$1,195K	\$1,363K

Data

Month, Day, Year of Sold Date	Address1	Property Type	Bedrooms	Washrooms	Days on the Market	List Price	Sold Price
26 January, 2016	77 Randolph Rd	Detached	2	2	11	\$999K	\$970K
27 January, 2016	138 Leacrest Rd	Detached	4	4	1	\$1,679K	\$1,761K
	291 Bessborough Dr	Detached	3	3	1	\$1,249K	\$1,333K
1 February, 2016	11 Donegall Dr	Detached	3	2	7	\$1,099K	\$1,311K
2 February, 2016	31 Southvale Dr	Detached	2	2	7	\$899K	\$1,005K
8 February, 2016	152 Randolph Rd	Detached	2	2	7	\$999K	\$1,325K
	173 Divadale Dr	Semi-Detached	3	2	6	\$919K	\$1,100K
	178 Hanna Rd	Detached	3	2	7	\$1,249K	\$1,460K
9 February, 2016	115 Sutherland Dr	Detached	3	3	7	\$1,189K	\$1,366K
	211, 955 Millwood Rd	Condo	2	2	34	\$600K	\$600K
10 February, 2016	109, 1901 Bayview Ave	Condo	2	1	6	\$399K	\$395K
13 February, 2016	84 Sutherland Dr	Detached	4	5	29	\$2,100K	\$2,080K
23 February, 2016	10 Heather Rd	Detached	3	2	7	\$1,249K	\$1,525K
	448 Broadway Ave	Detached	3	2	7	\$1,199K	\$1,610K
24 February, 2016	83 Parkhurst Blvd	Detached	3	2	7	\$1,279K	\$1,450K
	99 Glenvale Blvd	Detached	4	4	7	\$1,950K	\$2,050K
	139 Airdrie Rd	Detached	4	5	50	\$2,595K	\$2,465K
29 February, 2016	4 Rolland Rd	Detached	2	2	7	\$1,490K	\$1,550K
	243 Airdrie Rd	Detached	2	1	6	\$999K	\$1,060K
	245 Airdrie Rd	Detached	2	1	6	\$999K	\$1,160K
	303, 1801 Bayview Ave	Condo	1	1	6	\$319K	\$318K
1 March, 2016	16 Kenrae Rd	Detached	2	1	8	\$999K	\$1,025K
	41 Glenbrae Ave	Detached	3	3	7	\$1,298K	\$1,225K
	66 Airdrie Rd	Detached	3	2	7	\$1,279K	\$1,525K
	310, 1 Leaside Park Dr	Condo	1	1	46	\$272K	\$260K
	341 Laird Dr	Detached	4	4	7	\$1,649K	\$1,710K
4 March, 2016	14 Heathbridge Park	Detached	3	3	30	\$1,795K	\$1,775K
5 March, 2016	19 Leacrest Rd	Detached	3	2	10	\$1,399K	\$1,399K

Data

Month, Day, Year of Sold Date	Address1	Property Type	Bedrooms	Washrooms	Days on the Market	List Price	Sold Price
5 March, 2016	37 Glenbrae Ave	Detached	4	4	17	\$1,999K	\$1,999K
	1695* Bayview Ave	Other	5	6	30	\$2,500K	\$2,180K
7 March, 2016	15 Berney Cres	Detached	5	3	6	\$1,499K	\$1,499K
8 March, 2016	463 Broadway Ave	Detached	3	2	5	\$1,499K	\$1,680K
9 March, 2016	81 Bessborough Dr	Detached	3	2	7	\$1,388K	\$1,550K
	122 Glenvale Blvd	Semi-Detached	2	2	6	\$819K	\$965K
12 March, 2016	315, 211 Randolph Rd	Condo	2	2	23	\$530K	\$515K
16 March, 2016	23 Nesbitt Dr	Detached	3	4	22	\$1,750K	\$1,689K
22 March, 2016	339 Rumsey Rd	Detached	4	5	11	\$2,025K	\$2,000K
31 March, 2016	59 Mcrae Dr	Detached	3	3	2	\$1,499K	\$1,675K
1 April, 2016	403 Sutherland Dr	Detached	3	1	8	\$1,199K	\$1,288K
3 April, 2016	27 Tanager Ave	Detached	3	5	5	\$1,995K	\$2,200K
4 April, 2016	36 Mcrae Dr	Detached	3	2	7	\$1,279K	\$1,430K
	259 Donlea Dr	Detached	3	2	7	\$1,099K	\$1,316K
	Ph401, 211 Randolph Rd	Condo	2	2	4	\$500K	\$520K
5 April, 2016	24 Beaufield Ave	Semi-Detached	3	2	7	\$980K	\$1,121K
	69 Glenvale Blvd	Detached	3	2	7	\$1,099K	\$1,540K
	208 Divadale Dr	Semi-Detached	3	1	7	\$799K	\$990K
	285 Sutherland Dr	Detached	4	3	6	\$1,099K	\$1,435K
	504, 160 Vanderhoof Ave	Condo	2	2	58	\$511K	\$514K
6 April, 2016	70 Vanderhoof Ave	Detached	4	4	1	\$1,199K	\$1,433K
7 April, 2016	9 Glenvale Blvd	Detached	3	2	9	\$1,179K	\$1,330K
	38 Beaufield Ave	Semi-Detached	3	2	3	\$799K	\$1,015K
9 April, 2016	89 Southvale Dr	Semi-Detached	3	2	4	\$995K	\$1,175K
11 April, 2016	75 Parklea Dr	Detached	3	3	6	\$1,295K	\$1,485K
	426 Sutherland Dr	Detached	3	4	6	\$1,299K	\$1,433K
12 April, 2016	707, 1801 Bayview Ave	Condo	2	2	19	\$389K	\$407K
13 April, 2016	202, 80 Aerodrome Cres	Townhouse	2	2	7	\$479K	\$537K

Data

Month, Day, Year of Sold Date	Address1	Property Type	Bedrooms	Washrooms	Days on the Market	List Price	Sold Price
14 April, 2016	9 Macnaughton Rd	Detached	2	1	7	\$999K	\$1,380K
16 April, 2016	147 Sutherland Dr, Toronto	Detached	2	2	16	\$998K	\$1,323K
18 April, 2016	932 Eglinton Ave E	Semi-Detached	3	1	3	\$700K	\$830K
20 April, 2016	207B Randolph Rd	Townhouse	3	3	2	\$1,249K	\$1,330K
23 April, 2016	306, 1901 Bayview Ave	Condo	1	1	3	\$350K	\$350K
24 April, 2016	153 Rumsey Rd	Detached	3	4	4	\$1,399K	\$1,700K
27 April, 2016	14 Vanderhoof Ave	Semi-Detached	3	2	0	\$1,150K	\$1,200K
	31 Sharron Dr	Detached	3	3	7	\$1,380K	\$1,668K
28 April, 2016	170 Glenvale Blvd	Detached	4	4	7	\$2,000K	\$2,050K
29 April, 2016	47 Parkhurst Blvd	Detached	4	4	22	\$2,299K	\$2,285K
30 April, 2016	106, 160 Vanderhoof Ave	Townhouse	2	3	13	\$744K	\$736K
1 May, 2016	20 Lumley Ave	Detached	4	5	89	\$1,899K	\$1,835K
3 May, 2016	33 Sharron Dr	Detached	3	3	25	\$1,499K	\$1,600K
	79 Airdrie Rd	Detached	3	2	6	\$1,299K	\$1,716K
	95 Parkhurst Blvd	Detached	4	5	34	\$2,749K	\$2,690K
8 May, 2016	251 Mcrae Dr	Townhouse	3	3	11	\$1,249K	\$1,240K
9 May, 2016	19 Thursfield Cres	Semi-Detached	3	2	6	\$998K	\$1,272K
	58 Hanna Rd	Detached	4	4	7	\$1,850K	\$1,991K
10 May, 2016	150 Donegall Dr	Detached	3	2	10	\$1,388K	\$1,675K
11 May, 2016	57 Thursfield Cres	Semi-Detached	3	2	2	\$999K	\$1,328K
12 May, 2016	954 Millwood Rd	Townhouse	3	3	9	\$800K	\$800K
13 May, 2016	58 Parklea Dr	Semi-Detached	3	2	3	\$1,079K	\$1,266K
16 May, 2016	57 Parkhurst Blvd	Detached	3	2	7	\$1,179K	\$1,231K
	65 Divadale Dr	Detached	4	3	5	\$1,895K	\$2,140K
	70 Brentcliffe Rd	Detached	3	3	7	\$1,279K	\$1,680K
	362 Bessborough Dr	Detached	5	5	4	\$1,888K	\$2,500K
17 May, 2016	10 Richlea Circ	Detached	3	2	8	\$1,850K	\$2,200K
	84 Glenvale Blvd	Detached	3	2	7	\$1,249K	\$1,635K

Data

Month, Day, Year of Sold Date	Address1	Property Type	Bedrooms	Washrooms	Days on the Market	List Price	Sold Price
17 May, 2016	120 Airdrie Rd	Detached	4	4	7	\$1,799K	\$1,775K
	167 Hanna Rd	Detached	3	4	5	\$1,599K	\$1,605K
	201, 50 Aerodrome Cres	Townhouse	2	2	12	\$505K	\$505K
	203 Rumsey Rd	Detached	3	3	1	\$1,500K	\$1,800K
	302, 76 Aerodrome Cres	Townhouse	2	2	7	\$489K	\$546K
18 May, 2016	87 Sutherland Dr	Detached	3	3	2	\$1,499K	\$1,700K
22 May, 2016	31 Parklea Dr	Detached	4	4	10	\$2,195K	\$2,195K
	162 Glenvale Blvd	Detached	2	4	10	\$1,650K	\$1,635K
26 May, 2016	11 Vanderhoof Ave	Detached	3	4	2	\$1,650K	\$1,952K
	121 Divadale Dr	Detached	2	1	6	\$998K	\$1,571K
27 May, 2016	73 Thursfield Cres	Semi-Detached	3	1	4	\$979K	\$1,200K
28 May, 2016	712, 1 Leaside Park Dr	Condo	1	1	10	\$285K	\$281K
30 May, 2016	123 Glenvale Blvd	Semi-Detached	3	1	5	\$979K	\$1,205K
31 May, 2016	38 Divadale Dr	Detached	4	5	46	\$2,699K	\$2,625K
	65 Bessborough Dr	Detached	5	3	6	\$1,998K	\$2,170K
1 June, 2016	136 Sutherland Dr	Detached	4	5	1	\$2,499K	\$2,499K
2 June, 2016	17 Parkhurst Blvd	Detached	3	2	7	\$1,388K	\$1,725K
	1865 Bayview Ave	Detached	3	2	8	\$999K	\$1,005K
6 June, 2016	2 Rolph Rd	Detached	3	2	7	\$1,499K	\$1,530K
7 June, 2016	7 Burnham Rd	Detached	3	4	1	\$1,395K	\$1,600K
	45 Thursfield Cres	Semi-Detached	3	3	7	\$1,058K	\$1,280K
	93 Southvale Dr	Semi-Detached	3	2	5	\$1,049K	\$1,289K
9 June, 2016	1755-57 Bayview Ave	Other	8	4	10	\$2,295K	\$2,100K
11 June, 2016	201 Divadale Dr	Semi-Detached	3	2	4	\$998K	\$1,250K
12 June, 2016	209 Bayview Heights Dr	Other	5	3	40	\$1,280K	\$1,250K
13 June, 2016	14 Astor Ave	Detached	4	4	7	\$2,150K	\$2,350K
14 June, 2016	83 Divadale Dr	Detached	3	1	11	\$1,649K	\$1,700K
	165 Rumsey Rd	Detached	4	4	6	\$1,788K	\$2,163K

Data

Month, Day, Year of Sold Date	Address1	Property Type	Bedrooms	Washrooms	Days on the Market	List Price	Sold Price
14 June, 2016	491 Sutherland Dr	Detached	2	2	6	\$999K	\$1,522K
15 June, 2016	79 Divadale Dr	Detached	4	5	8	\$2,199K	\$2,285K
	188 Bessborough Dr	Detached	3	2	1	\$1,349K	\$1,550K
20 June, 2016	22 Astor Ave	Detached	4	4	5	\$2,395K	\$2,375K
	33 Beaufield Ave	Semi-Detached	3	2	7	\$1,088K	\$1,280K
	102, 2 Brian Peck Cres	Townhouse	2	2	19	\$490K	\$512K
	147 Sutherland Dr	Detached	2	2	6	\$1,298K	\$1,380K
21 June, 2016	30 Bessborough Dr	Detached	4	4	7	\$1,699K	\$2,035K
	201, 1 Leaside Park Dr	Condo	1	1	20	\$350K	\$338K
	302, 64 Aerodrome Cres	Townhouse	2	2	12	\$499K	\$558K
22 June, 2016	36 True Davidson Dr	Detached	5	6	48	\$2,599K	\$2,411K
	254 Sutherland Dr	Detached	4	5	21	\$2,399K	\$2,335K
24 June, 2016	305 Sutherland Dr	Detached	3	2	17	\$1,380K	\$1,515K
27 June, 2016	15 Glenbrae Ave	Semi-Detached	2	1	7	\$779K	\$918K
28 June, 2016	146 Parkhurst Blvd	Semi-Detached	3	2	11	\$1,234K	\$1,150K
4 July, 2016	103, 160 Vanderhoof Ave	Townhouse	3	3	72	\$766K	\$764K
8 July, 2016	7 Malcolm Rd	Detached	3	3	16	\$1,599K	\$1,525K
	128 Donegall Dr	Semi-Detached	3	2	3	\$1,195K	\$1,250K
12 July, 2016	154 Parkhurst Blvd	Semi-Detached	3	2	7	\$1,089K	\$1,250K
	1763-65 Bayview Ave	Other	8	4	8	\$2,095K	\$1,952K
13 July, 2016	663 Eglinton Ave E	Detached	3	2	9	\$1,250K	\$1,250K
	747 Millwood Rd	Detached	3	1	7	\$949K	\$1,405K
14 July, 2016	27 Glenbrae Ave	Detached	4	4	8	\$1,650K	\$1,690K
	35 Southvale Dr	Detached	4	5	10	\$1,899K	\$1,800K
15 July, 2016	170 Parkhurst Blvd	Detached	2	1	9	\$1,280K	\$1,560K
18 July, 2016	14 Parklea Dr	Detached	3	2	7	\$1,349K	\$1,565K
19 July, 2016	26 Vanderhoof Ave	Semi-Detached	3	2	8	\$899K	\$1,115K
21 July, 2016	143 Leacrest Rd	Detached	3	2	1	\$1,198K	\$1,400K

Data

Month, Day, Year of Sold Date	Address1	Property Type	Bedrooms	Washrooms	Days on the Market	List Price	Sold Price
23 July, 2016	810, 160 Vanderhoof Ave	Condo	0	1	60	\$256K	\$256K
26 July, 2016	379 Sutherland Dr	Detached	3	2	7	\$1,249K	\$1,356K
27 July, 2016	692 Eglinton Ave E	Detached	3	3	5	\$1,275K	\$1,230K
28 July, 2016	6 Southlea Ave	Detached	4	3	9	\$1,879K	\$1,840K
	502, 356 Mcrae Dr	Condo	1	1	44	\$375K	\$360K
31 July, 2016	103 Airdrie Rd	Detached	3	2	9	\$1,375K	\$1,703K
2 August, 2016	759 Millwood Rd	Detached	3	2	12	\$950K	\$1,375K
3 August, 2016	59 Rykert Cres	Detached	3	2	0	\$1,495K	\$1,715K
	1571-73 Bayview Ave	Detached	3	3	29	\$2,995K	\$2,750K
5 August, 2016	402 Sutherland Dr	Detached	3	5	51	\$1,949K	\$1,949K
7 August, 2016	270 Rumsey Rd	Detached	3	2	5	\$1,279K	\$1,330K
8 August, 2016	131 Glenvale Blvd	Semi-Detached	3	3	48	\$1,489K	\$1,434K
20 August, 2016	214 Sutherland Dr	Detached	4	4	4	\$1,895K	\$2,025K
	673 Eglinton Ave E	Detached	3	2	17	\$1,300K	\$1,260K
8 September, 2016	4 Glenbrae Ave	Semi-Detached	2	2	2	\$839K	\$1,063K
	564 Broadway Ave	Semi-Detached	2	1	0	\$839K	\$1,003K
12 September, 2016	21 Beaufield Ave	Detached	3	4	6	\$1,525K	\$1,735K
15 September, 2016	61 Southvale Dr	Detached	4	5	10	\$2,388K	\$2,300K
	148 Glenvale Blvd	Detached	4	4	7	\$2,499K	\$2,400K
	874 Millwood Rd	Other	5	5	68	\$2,200K	\$2,000K
17 September, 2016	288 Laird Dr	Detached	3	3	5	\$1,399K	\$1,606K
19 September, 2016	27 Astor Ave	Detached	3	2	5	\$1,495K	\$1,585K
	603 Broadway Ave	Detached	2	1	6	\$999K	\$1,501K
20 September, 2016	32 Astor Ave	Detached	3	2	13	\$1,670K	\$1,620K
	74 Sutherland Dr	Detached	3	2	8	\$1,500K	\$1,525K
	151 Parkhurst Blvd	Semi-Detached	3	2	7	\$1,049K	\$1,115K
	203, 1901 Bayview Ave	Condo	1	1	4	\$350K	\$319K
	327 Sutherland Dr	Other	4	4	35	\$1,400K	\$1,401K

Data

Month, Day, Year of Sold Date	Address1	Property Type	Bedrooms	Washrooms	Days on the Market	List Price	Sold Price
24 September, 2016	205 Randolph Rd	Detached	4	5	16	\$2,338K	\$2,250K
26 September, 2016	28 Bessborough Dr	Detached	5	4	6	\$1,699K	\$1,925K
	100 Donegall Dr	Semi-Detached	3	3	7	\$1,295K	\$1,480K
	214 Divadale Dr	Semi-Detached	3	2	7	\$1,100K	\$1,305K
	737 Millwood Rd	Detached	3	2	5	\$1,325K	\$1,320K
27 September, 2016	51 Parkhurst Blvd	Detached	4	4	8	\$2,250K	\$2,128K
	68 Southvale Dr	Detached	4	4	15	\$1,549K	\$1,527K
28 September, 2016	253 Donlea Dr	Semi-Detached	4	2	9	\$1,149K	\$1,235K
2 October, 2016	53 Parkhurst Blvd	Detached	4	4	4	\$1,989K	\$2,050K
	106, 1801 Bayview Ave	Condo	2	2	17	\$515K	\$515K
3 October, 2016	202, 120 Aerodrome Cres	Townhouse	2	2	5	\$499K	\$530K
4 October, 2016	6 Hanna Rd	Detached	2	2	6	\$1,295K	\$1,370K
5 October, 2016	476 Broadway Ave	Detached	3	2	8	\$1,399K	\$1,501K
6 October, 2016	165 Glenvale Blvd	Detached	2	1	1	\$999K	\$1,406K
14 October, 2016	517 Broadway Ave	Detached	4	5	36	\$2,488K	\$2,420K
16 October, 2016	34 Cameron Cres	Detached	4	3	5	\$1,799K	\$1,860K
17 October, 2016	38 Astor Ave	Detached	4	4	6	\$1,788K	\$1,945K
	90 Southvale Dr	Detached	2	2	6	\$1,100K	\$1,315K
	575 Broadway Ave	Detached	4	5	6	\$1,895K	\$2,110K
21 October, 2016	173 Randolph Rd	Detached	4	4	10	\$1,589K	\$1,710K
	405, 1 Leaside Park Dr	Condo	1	1	17	\$300K	\$290K
22 October, 2016	31 Airdrie Rd	Detached	3	2	5	\$1,498K	\$1,498K
23 October, 2016	82 Divadale Dr	Detached	4	6	11	\$2,850K	\$2,850K
24 October, 2016	24 Vanderhoof Ave	Semi-Detached	3	2	7	\$1,095K	\$1,230K
	201, 928 Millwood Rd	Condo	2	2	4	\$440K	\$460K
	745 Millwood Rd	Detached	3	1	5	\$1,299K	\$1,280K
25 October, 2016	85 Divadale Dr	Detached	3	2	7	\$1,399K	\$1,758K
	292 Airdrie Rd	Detached	3	3	8	\$1,349K	\$1,610K

Data

Month, Day, Year of Sold Date	Address1	Property Type	Bedrooms	Washrooms	Days on the Market	List Price	Sold Price
26 October, 2016	406, 1387 Bayview Ave	Condo	1	1	14	\$330K	\$320K
1 November, 2016	215 Sutherland Dr	Semi-Detached	3	2	7	\$949K	\$995K
4 November, 2016	205 Bayview Heights Dr	Detached	0	0	2	\$1,650K	\$1,665K
7 November, 2016	4 Rutherglen Rd	Detached	2	2	6	\$1,200K	\$1,402K
	342 Laird Dr	Semi-Detached	2	2	6	\$869K	\$919K
8 November, 2016	210 Divadale Dr	Semi-Detached	3	2	7	\$1,100K	\$1,382K
	504 Broadway Ave	Detached	4	4	13	\$2,798K	\$2,875K
9 November, 2016	477 Broadway Ave	Detached	3	2	7	\$1,549K	\$1,650K
	Ph801, 1801 Bayview Ave	Condo	3	3	21	\$1,249K	\$1,200K
11 November, 2016	14 Randolph Rd	Detached	3	3	10	\$1,698K	\$1,742K
14 November, 2016	132 Donlea Dr	Detached	4	4	10	\$1,799K	\$1,920K
15 November, 2016	21 Divadale Dr	Detached	3	2	20	\$1,887K	\$1,830K
	126 Glenvale Blvd	Semi-Detached	2	2	0	\$949K	\$930K
19 November, 2016	117 Parkhurst Blvd	Semi-Detached	3	3	4	\$1,095K	\$1,265K
22 November, 2016	108, 211 Randolph Rd	Condo	2	2	56	\$525K	\$510K
	248 Sutherland Dr	Detached	3	1	8	\$999K	\$1,460K
	309, 1801 Bayview Ave	Condo	2	2	28	\$470K	\$460K
24 November, 2016	35 Randolph Rd	Semi-Detached	3	2	2	\$1,049K	\$1,238K
	119 Donegall Dr	Detached	4	3	16	\$2,095K	\$2,030K
26 November, 2016	403 Sutherland Dr	Detached	3	1	58	\$1,490K	\$1,388K
28 November, 2016	448 Broadway Ave N	Detached	3	2	77	\$1,760K	\$1,678K
29 November, 2016	4 Vanderhoof Ave	Detached	3	2	13	\$1,489K	\$1,600K
30 November, 2016	105, 160 Vanderhoof Ave	Townhouse	2	3	50	\$774K	\$774K
	210, 356 Mcrae Dr	Condo	1	1	20	\$375K	\$355K
5 December, 2016	8 Cameron Cres	Detached	3	2	6	\$1,349K	\$1,653K
8 December, 2016	123 Southvale Dr	Detached	3	2	10	\$1,099K	\$1,167K
13 December, 2016	147 Brentcliffe Rd	Detached	4	5	22	\$2,979K	\$2,890K
	Ph 803, 1801 Bayview Ave	Condo	3	3	83	\$830K	\$820K

Data

Month, Day, Year of Sold Date	Address1	Property Type	Bedrooms	Washrooms	Days on the Market	List Price	Sold Price
14 December, 2016	209 Airdrie Rd	Semi-Detached	2	1	7	\$799K	\$850K
	254 Airdrie Rd	Detached	3	2	23	\$1,349K	\$1,353K
19 December, 2016	405, 1801 Bayview Ave	Condo	2	2	14	\$418K	\$415K
22 December, 2016	Ph 410, 211 Randolph Rd	Condo	1	1	20	\$389K	\$377K
25 December, 2016	726 Eglinton Ave E	Detached	3	3	19	\$1,180K	\$1,135K
29 December, 2016	403, 1901 Bayview Ave	Condo	2	1	58	\$426K	\$407K
30 December, 2016	717, 1 Leaside Park Dr	Condo	1	1	57	\$339K	\$335K
2 January, 2017	Th5, 220 Mcrae Dr	Townhouse	3	4	56	\$1,690K	\$1,690K
6 January, 2017	419 Broadway Ave	Detached	4	5	79	\$2,398K	\$2,290K
11 January, 2017	102, 68 Aerodrome Cres	Townhouse	2	2	7	\$530K	\$630K
12 January, 2017	103 Rumsey Rd	Semi-Detached	2	2	2	\$929K	\$1,078K
23 January, 2017	22 Glenbrae Ave	Semi-Detached	2	2	7	\$998K	\$1,170K
24 January, 2017	105 Parkhurst Blvd	Detached	3	3	6	\$1,480K	\$1,861K
30 January, 2017	38 Beaufield Ave	Semi-Detached	3	3	14	\$1,493K	\$1,470K
	45 Donegall Dr	Detached	2	2	6	\$1,495K	\$1,830K
	271 Airdrie Dr	Semi-Detached	3	1	7	\$750K	\$1,000K
1 February, 2017	310, 1 Leaside Park Dr	Condo	1	1	31	\$346K	\$330K
3 February, 2017	602, 1 Leaside Park Dr	Condo	1	1	2	\$285K	\$285K
7 February, 2017	475 Broadway Ave	Detached	3	2	8	\$1,550K	\$1,870K
13 February, 2017	12 Southlea Ave	Detached	3	1	7	\$1,599K	\$2,022K
	304 Sutherland Dr	Detached	4	5	5	\$2,400K	\$2,483K
14 February, 2017	427, 35 Brian Peck Cres	Condo	1	1	20	\$368K	\$362K
15 February, 2017	130 Airdrie Rd	Detached	4	4	5	\$1,999K	\$2,065K
16 February, 2017	205, 356 Mcrae Dr	Condo	2	2	2	\$470K	\$475K
18 February, 2017	Th8, 220 Mcrae Dr	Townhouse	3	4	24	\$1,670K	\$1,700K
22 February, 2017	56 Donlea Dr	Detached	4	5	13	\$2,850K	\$2,830K
24 February, 2017	15 Macnaughton Rd	Detached	4	3	2	\$1,695K	\$2,058K
	35 Donegall Dr	Detached	5	2	8	\$1,800K	\$2,048K

Data

Month, Day, Year of Sold Date	Address1	Property Type	Bedrooms	Washrooms	Days on the Market	List Price	Sold Price
27 February, 2017	77 Mcrae Dr	Detached	3	2	6	\$1,499K	\$1,760K
	130 Bessborough Dr	Detached	4	5	6	\$2,175K	\$2,600K
	217 Hanna Rd	Detached	3	2	6	\$1,499K	\$1,890K
28 February, 2017	105 Airdrie Rd	Detached	3	2	6	\$1,900K	\$2,250K
3 March, 2017	217, 211 Randolph Rd	Condo	2	2	3	\$549K	\$580K
6 March, 2017	273 Airdrie Rd	Semi-Detached	3	2	6	\$1,049K	\$1,406K
	283 Bessborough Dr	Detached	5	5	7	\$1,988K	\$3,002K
7 March, 2017	40 Randolph Rd	Semi-Detached	3	2	6	\$1,199K	\$1,351K
	116 Airdrie Rd	Detached	2	2	8	\$1,489K	\$2,080K
8 March, 2017	35 Macnaughton Rd	Detached	3	2	3	\$1,495K	\$1,900K
	201, 1901 Bayview Ave	Condo	1	1	47	\$345K	\$340K
11 March, 2017	1710, 160 Vanderhoof Ave	Condo	1	1	39	\$305K	\$308K
12 March, 2017	88 Hanna Rd	Detached	3	2	6	\$1,589K	\$2,002K
13 March, 2017	112 Leacrest Rd	Detached	4	5	38	\$3,090K	\$3,000K
	Th1, 220 Mcrae Dr	Townhouse	3	4	2	\$2,000K	\$2,000K
14 March, 2017	300 Sutherland Dr	Detached	4	5	4	\$2,699K	\$2,662K
22 March, 2017	21 Berney Cres	Detached	3	3	2	\$1,495K	\$1,721K
	84 Glenvale Blvd	Detached	3	2	6	\$1,795K	\$2,152K
23 March, 2017	152 Randolph Rd	Detached	2	2	10	\$1,489K	\$1,950K
	708, 1 Leaside Park Dr	Condo	1	1	2	\$320K	\$340K
24 March, 2017	608, 1801 Bayview Ave E	Condo	2	2	2	\$550K	\$620K
28 March, 2017	32 Randolph Rd	Semi-Detached	3	1	8	\$1,000K	\$1,321K
	45 Airdrie Rd	Detached	3	2	0	\$1,599K	\$2,100K
	210 Bayview Heights Dr	Detached	4	4	8	\$1,688K	\$1,900K
30 March, 2017	15 Mcrae Dr	Detached	3	3	9	\$1,795K	\$1,900K
2 April, 2017	34 Randolph Rd	Semi-Detached	3	3	3	\$1,079K	\$1,430K
3 April, 2017	96 Hanna Rd	Detached	3	3	7	\$1,449K	\$1,570K
	124 Randolph Rd	Detached	2	2	18	\$1,498K	\$1,950K

Data

Month, Day, Year of Sold Date	Address1	Property Type	Bedrooms	Washrooms	Days on the Market	List Price	Sold Price
4 April, 2017	1 Rumsey Rd	Detached	4	3	7	\$1,999K	\$2,552K
	223 Sutherland Dr	Detached	4	5	6	\$2,589K	\$2,700K
5 April, 2017	1 Roxville Ave	Detached	5	6	1	\$3,169K	\$3,500K
	92 Donegall Dr	Detached	2	4	9	\$1,459K	\$1,575K
	95 Thursfield Cres	Semi-Detached	4	3	6	\$1,095K	\$1,381K
	123 Rumsey Rd	Semi-Detached	3	1	8	\$1,049K	\$1,170K
7 April, 2017	811, 35 Brian Peck Cres	Condo	1	1	2	\$390K	\$455K
10 April, 2017	16 Thursfield Cres E	Semi-Detached	3	2	4	\$1,188K	\$1,552K
	31 Rykert Cres	Detached	3	2	7	\$1,800K	\$1,800K
	117 Glenvale Blvd	Semi-Detached	3	2	6	\$1,149K	\$1,490K
11 April, 2017	179 Rumsey Rd	Detached	4	3	7	\$1,800K	\$2,100K
12 April, 2017	39 Brentcliffe Rd	Semi-Detached	3	2	7	\$1,049K	\$1,398K
13 April, 2017	950 Eglinton Ave E	Semi-Detached	3	2	8	\$799K	\$860K
15 April, 2017	5 True Davidson Dr	Detached	4	6	9	\$2,499K	\$2,350K
18 April, 2017	213, 955 Millwood Rd	Condo	2	2	8	\$650K	\$700K
19 April, 2017	38 Sharron Dr	Detached	2	2	7	\$1,560K	\$1,660K
	102 Leacrest Rd	Detached	3	2	9	\$1,399K	\$1,600K
20 April, 2017	6 Leacrest Rd	Detached	3	7	17	\$2,750K	\$2,640K
22 April, 2017	303 Sutherland Dr	Semi-Detached	3	2	2	\$1,088K	\$1,375K
25 April, 2017	51 Rumsey Rd	Detached	4	6	7	\$2,995K	\$3,000K
	83 Glenvale Blvd	Detached	3	2	7	\$1,500K	\$1,800K
	122 Brentcliffe Rd	Detached	3	4	4	\$1,849K	\$1,900K
26 April, 2017	23 Southlea Ave	Detached	4	6	8	\$3,800K	\$3,900K
	66 Vanderhoof Ave	Detached	4	4	8	\$2,249K	\$2,255K
	107 Bessborough Dr	Detached	3	3	7	\$2,195K	\$2,100K
27 April, 2017	40 Nesbitt Dr	Detached	2	2	8	\$1,595K	\$1,450K
30 April, 2017	50 Thursfield Cres	Semi-Detached	3	2	5	\$989K	\$1,250K
1 May, 2017	41 Beaufield Ave	Detached	3	2	7	\$1,699K	\$1,725K

Data

Month, Day, Year of Sold Date	Address1	Property Type	Bedrooms	Washrooms	Days on the Market	List Price	Sold Price
2 May, 2017	309, 1801 Bayview Ave	Condo	2	2	6	\$599K	\$700K
4 May, 2017	41 Sharron Dr	Detached	3	1	9	\$1,488K	\$1,650K
6 May, 2017	324, 1 Leaside Park Dr	Condo	1	1	24	\$359K	\$348K
8 May, 2017	19 Governors Rd	Detached	4	4	7	\$3,495K	\$3,200K
	192 Donlea Dr	Detached	4	4	5	\$2,149K	\$2,100K
9 May, 2017	284 Sutherland Dr	Detached	3	4	14	\$1,849K	\$2,000K
	403, 1801 Bayview Ave	Condo	2	2	14	\$639K	\$640K
10 May, 2017	99 Hanna Rd	Detached	3	2	6	\$2,099K	\$2,060K
	297 Airdrie Rd, Toronto	Detached	3	2		\$1,289K	\$1,451K
13 May, 2017	115 Leacrest Rd	Detached	3	3	2	\$1,289K	\$2,000K
15 May, 2017	79 Cameron Cres	Detached	3	3	6	\$1,995K	\$2,010K
	92 Hanna Rd	Detached	3	2	19	\$1,598K	\$1,600K
16 May, 2017	149 Sutherland Dr	Detached	4	5	23	\$2,898K	\$2,815K
19 May, 2017	40 Crofton Rd	Semi-Detached	2	3	11	\$988K	\$1,069K
	904, 160 Vanderhoof Ave	Condo	2	2	3	\$499K	\$600K
20 May, 2017	21 Southvale Dr	Detached	2	2	8	\$1,598K	\$1,600K
21 May, 2017	25 Thursfield Cres	Semi-Detached	3	2	4	\$1,379K	\$1,325K
28 May, 2017	46 Randolph Rd	Detached	4	2	2	\$2,965K	\$2,965K
29 May, 2017	9 Rolph Rd	Detached	3	2	11	\$1,598K	\$1,585K
	73 Parklea Dr	Detached	3	4	6	\$2,175K	\$2,175K
30 May, 2017	213, 211 Randolph Rd	Condo	2	2	6	\$598K	\$630K
31 May, 2017	153 Donlea Dr	Detached	4	4	23	\$1,849K	\$1,838K
	301, 124 Aerodrome Cres	Townhouse	3	2	6	\$699K	\$729K
	934 Eglinton East Ave E	Semi-Detached	3	2	8	\$749K	\$835K
1 June, 2017	Ph17, 160 Vanderhoof Ave	Condo	1	1	0	\$430K	\$430K
2 June, 2017	107, 928 Millwood Rd	Condo	1	1	11	\$399K	\$399K
5 June, 2017	179 Parkhurst Blvd	Detached	3	4	5	\$1,639K	\$1,620K
6 June, 2017	22 Annesley Ave	Detached	3	2	7	\$1,725K	\$2,100K

Data

Month, Day, Year of Sold Date	Address1	Property Type	Bedrooms	Washrooms	Days on the Market	List Price	Sold Price
6 June, 2017	44 Bennington Heights Dr	Detached	4	3	6	\$2,099K	\$2,500K
	1415, 160 Vanderhoof Ave	Condo	2	2	4	\$589K	\$620K
	1416, 160 Vanderhoof Ave	Condo	1	1	5	\$395K	\$388K
8 June, 2017	6 Winsloe Ave	Detached	3	2	30	\$1,899K	\$1,875K
	19 Southvale Dr	Detached	2	2	9	\$1,399K	\$1,247K
	938 Millwood Rd	Townhouse	3	3	1	\$1,000K	\$1,075K
10 June, 2017	260 Rumsey Rd	Detached	3	1	12	\$1,080K	\$1,200K
13 June, 2017	14 Rolph Rd	Detached	3	2	1	\$1,495K	\$1,450K
	101, 12 Brian Peck Cres	Townhouse	2	2	11	\$620K	\$650K
	337 Laird Dr	Detached	4	5	36	\$2,990K	\$2,830K
14 June, 2017	47 Mcrae Dr	Detached	3	4	7	\$1,599K	\$1,600K
15 June, 2017	83 Brentcliffe Rd	Detached	3	2	8	\$1,679K	\$1,635K
	99 Thursfield Cres	Semi-Detached	3	2	8	\$1,448K	\$1,316K
	119 Hanna Rd	Detached	3	1	2	\$1,389K	\$1,425K
19 June, 2017	178 Glenvale Blvd	Detached	3	4	14	\$1,999K	\$1,850K
20 June, 2017	408, 356 Mcrae Dr	Condo	1	1	7	\$389K	\$379K
22 June, 2017	83 Cameron Cres	Detached	3	2	7	\$1,649K	\$1,615K
	112 Rykert Cres	Detached	3	2	1	\$1,888K	\$2,200K
23 June, 2017	84 Cameron Cres	Detached	5	3	9	\$1,899K	\$1,815K
	402, 160 Vanderhoof Ave	Condo	1	1	18	\$450K	\$445K
5 July, 2017	75 Randolph Rd	Detached	2	1	36	\$1,499K	\$1,265K
7 July, 2017	43 Thursfield Cres	Semi-Detached	3	3	8	\$1,088K	\$1,045K
10 July, 2017	Ph 414, 211 Randolph Rd	Condo	2	2	5	\$639K	\$650K
12 July, 2017	78 Thursfield Cres	Semi-Detached	3	2	6	\$999K	\$1,131K
13 July, 2017	412, 35 Brian Peck Cres	Condo	1	1	3	\$399K	\$421K
14 July, 2017	219, 1 Leaside Park Dr	Condo	1	1	31	\$330K	\$319K
	604, 1801 Bayview Ave	Condo	1	2	51	\$550K	\$550K
15 July, 2017	170 Parkhurst Blvd	Detached	2	1	46	\$1,750K	\$1,710K

Data

Month, Day, Year of Sold Date	Address1	Property Type	Bedrooms	Washrooms	Days on the Market	List Price	Sold Price
17 July, 2017	151 Sutherland Dr	Detached	4	5	6	\$2,799K	\$2,700K
20 July, 2017	306, 955 Millwood Rd	Condo	2	2	13	\$690K	\$690K
	351 Laird Dr	Detached	2	2	3	\$1,349K	\$1,349K
22 July, 2017	345 Laird Dr	Detached	3	4	31	\$1,985K	\$1,850K
25 July, 2017	93 Douglas Cres	Townhouse	2	1	7	\$699K	\$683K
	139 Sutherland Dr	Semi-Detached	3	2	36	\$1,150K	\$1,020K
27 July, 2017	89 Rykert Cres	Detached	3	1	6	\$1,888K	\$1,850K
	101 Donegall Dr	Semi-Detached	3	2	2	\$1,399K	\$1,330K
1 August, 2017	24 Rolph Rd	Detached	3	2	8	\$1,500K	\$1,436K
2 August, 2017	416, 160 Vanderhoof Ave	Condo	1	1	8	\$400K	\$406K
	507, 35 Brian Peck Cres	Condo	3	2	12	\$889K	\$860K
22 August, 2017	42 Randolph Rd	Semi-Detached	3	2	6	\$1,299K	\$1,220K
23 August, 2017	243 Airdrie Rd	Detached	2	1	13	\$1,399K	\$1,355K
31 August, 2017	134 Glenvale Blvd	Semi-Detached	2	1	43	\$989K	\$940K
8 September, 2017	48 Douglas Cres	Detached	4	5	77	\$4,480K	\$4,060K
	1010, 35 Brian Peck Cres	Condo	2	2	2	\$540K	\$550K
18 September, 2017	302, 76 Aerodrome Cres	Townhouse	2	2	25	\$650K	\$659K
19 September, 2017	156 Randolph Rd	Detached	4	4	3	\$1,999K	\$2,050K
20 September, 2017	224 Randolph Rd	Detached	4	4	8	\$1,899K	\$1,890K
21 September, 2017	123 Leacrest Rd	Detached	3	3	7	\$1,599K	\$1,725K
22 September, 2017	14 Southlea Ave	Detached	4	3	17	\$2,298K	\$2,298K
	45 Brentcliffe Rd	Semi-Detached	3	2	10	\$1,049K	\$1,025K
23 September, 2017	337 Sutherland Dr	Detached	4	5	10	\$2,998K	\$2,875K
24 September, 2017	92 Glenvale Blvd	Detached	2	3	11	\$1,659K	\$1,530K
25 September, 2017	815 Millwood Rd	Semi-Detached	3	2	5	\$1,200K	\$1,200K
26 September, 2017	69 Airdrie Rd	Detached	5	3	12	\$2,190K	\$2,025K
	444 Broadway Ave	Detached	3	2	5	\$1,699K	\$1,725K
27 September, 2017	7 Crandall Rd	Detached	4	4	2	\$2,099K	\$2,099K

Data

Month, Day, Year of Sold Date	Address1	Property Type	Bedrooms	Washrooms	Days on the Market	List Price	Sold Price
28 September, 2017	184 Mcrae Dr	Detached	3	1	15	\$1,500K	\$1,230K
2 October, 2017	25 Donegall Dr	Detached	3	2	7	\$1,599K	\$1,700K
3 October, 2017	79 Mcrae Dr	Detached	3	2	8	\$1,399K	\$1,425K
	420, 955 Millwood Rd	Condo	2	2	15	\$699K	\$675K
4 October, 2017	32 Killdeer Cres	Detached	2	4	7	\$1,900K	\$2,225K
6 October, 2017	97 Sutherland Dr	Detached	3	4	9	\$1,750K	\$1,657K
8 October, 2017	Th103, 160 Vanderhoof Ave	Townhouse	3	3	13	\$849K	\$835K
12 October, 2017	57 Divadale Dr	Detached	4	5	24	\$2,695K	\$2,430K
13 October, 2017	16 Southlea Ave	Detached	4	3	8	\$2,249K	\$2,200K
17 October, 2017	195 Donlea Dr	Detached	3	2	29	\$1,500K	\$1,400K
20 October, 2017	35 Brian Peck Cres	Townhouse	3	3	15	\$1,240K	\$1,213K
23 October, 2017	14 Bennington Heights Dr	Detached	3	3	5	\$2,349K	\$2,620K
	208 Divadale Dr	Semi-Detached	3	2	5	\$1,250K	\$1,325K
24 October, 2017	166 Glenvale Blvd	Detached	4	4	7	\$2,099K	\$2,411K
	213, 160 Vanderhoof Ave	Condo	2	2	38	\$575K	\$552K
	819, 35 Brian Peck Cres	Condo	2	2	6	\$550K	\$545K
25 October, 2017	78 Donegall Dr	Detached	2	2	8	\$1,199K	\$1,300K
	172 Glenvale Blvd	Detached	4	5	54	\$2,498K	\$2,300K
	202, 124 Aerodrome Cres	Townhouse	2	2	20	\$599K	\$605K
26 October, 2017	118 Leacrest Rd	Detached	3	3	20	\$1,599K	\$1,575K
27 October, 2017	90 Donegall Dr	Semi-Detached	3	1	9	\$1,195K	\$1,132K
31 October, 2017	8 Parklea Dr	Detached	3	2	8	\$1,499K	\$1,400K
	15 Donlea Dr	Detached	4	5	26	\$2,850K	\$2,650K
	837 Millwood Rd	Semi-Detached	3	2	21	\$1,329K	\$1,295K
1 November, 2017	136 Leacrest Rd	Detached	3	2	8	\$1,499K	\$1,530K
2 November, 2017	94 Southvale Dr	Detached	3	5	19	\$2,688K	\$2,485K
3 November, 2017	438 Broadway Ave	Detached	4	6	22	\$2,999K	\$2,900K
12 November, 2017	85 Rykert Cres	Detached	4	3	25	\$1,880K	\$1,785K

Data

Month, Day, Year of Sold Date	Address1	Property Type	Bedrooms	Washrooms	Days on the Market	List Price	Sold Price
14 November, 2017	35 St Cuthberts Rd	Detached	3	1	6	\$1,390K	\$1,505K
15 November, 2017	227 Divadale Dr	Semi-Detached	4	2	9	\$1,379K	\$1,460K
16 November, 2017	522 Broadway Ave	Semi-Detached	3	2	1	\$1,400K	\$1,400K
17 November, 2017	14 Douglas Cres	Detached	4	6	16	\$3,888K	\$3,750K
18 November, 2017	83 Sutherland Dr	Detached	3	4	4	\$2,099K	\$2,150K
19 November, 2017	139 Rumsey Rd	Semi-Detached	3	2	3	\$1,049K	\$1,150K
	1709, 160 Vanderhoof Ave	Condo	1	1	2	\$299K	\$310K
21 November, 2017	166 Rumsey Rd	Detached	2	2	5	\$1,249K	\$1,275K
24 November, 2017	119, 35 Brian Peck Cres	Townhouse	2	3	2	\$899K	\$940K
	Ph11, 160 Vanderhoof Ave	Condo	1	1	15	\$350K	\$351K
26 November, 2017	1403, 160 Vanderhoof Ave	Condo	1	1	20	\$399K	\$397K
1 December, 2017	1706, 160 Vanderhoof Ave	Condo	2	2	14	\$599K	\$580K
6 December, 2017	641 Broadway Ave	Detached	3	2	71	\$1,449K	\$1,405K
27 December, 2017	291 Laird Dr	Detached	4	4	29	\$2,265K	\$2,210K
30 December, 2017	229 Donlea Dr	Detached	3	2	95	\$1,799K	\$1,615K
2 January, 2018	104, 1801 Bayview Ave	Condo	2	2	14	\$650K	\$660K
8 January, 2018	409, 211 Randolph Rd	Condo	1	1	41	\$440K	\$421K
9 January, 2018	507, 1 Leaside Park Dr	Condo	1	1	4	\$310K	\$310K
11 January, 2018	272 Rumsey Rd	Detached	3	2	2	\$1,249K	\$1,241K
30 January, 2018	602 Broadway Ave	Detached	4	4	7	\$2,300K	\$2,468K
12 February, 2018	406, 1901 Bayview Ave	Condo	1	1	7	\$400K	\$400K
14 February, 2018	7 Donegall Dr	Detached	3	4	8	\$2,398K	\$2,350K
17 February, 2018	4 Rutherglen Rd	Detached	2	2	24	\$1,499K	\$1,505K
22 February, 2018	81 Sutherland Dr	Detached	3	4	1	\$2,395K	\$2,450K
	726 Eglinton Ave E	Detached	3	3	21	\$975K	\$985K
26 February, 2018	75 Sutherland Dr	Detached	3	5	8	\$1,799K	\$2,037K
2 March, 2018	49 Southvale Dr	Detached	4	4	2	\$2,150K	\$2,315K
6 March, 2018	335 Rumsey Rd	Detached	2	2	15	\$1,699K	\$1,652K

Data

Month, Day, Year of Sold Date	Address1	Property Type	Bedrooms	Washrooms	Days on the Market	List Price	Sold Price
8 March, 2018	121 Randolph Rd	Semi-Detached	2	2	9	\$950K	\$978K
	217 Rumsey Rd	Detached	2	2	7	\$1,295K	\$1,475K
	533 Broadway Ave	Semi-Detached	3	2	7	\$1,290K	\$1,320K
20 March, 2018	124 Randolph Rd	Detached	2	2	17	\$1,748K	\$1,650K
21 March, 2018	73 Donegall Dr	Detached	3	5	43	\$2,588K	\$2,500K
25 March, 2018	66 Airdrie Rd	Detached	3	2	3	\$1,999K	\$1,930K
	153 Donlea Dr	Detached	4	4	11	\$1,998K	\$1,939K
26 March, 2018	142 Sutherland Dr	Detached	2	2	4	\$1,449K	\$1,570K
27 March, 2018	150 Sutherland Dr	Semi-Detached	3	2	7	\$1,229K	\$1,250K
28 March, 2018	15 Mcrae Dr	Detached	3	3	7	\$1,938K	\$1,941K
30 March, 2018	40 Nesbitt Dr	Detached	2	2	70	\$1,548K	\$1,430K
31 March, 2018	20 Leacrest Rd	Detached	4	5	4	\$2,649K	\$2,675K