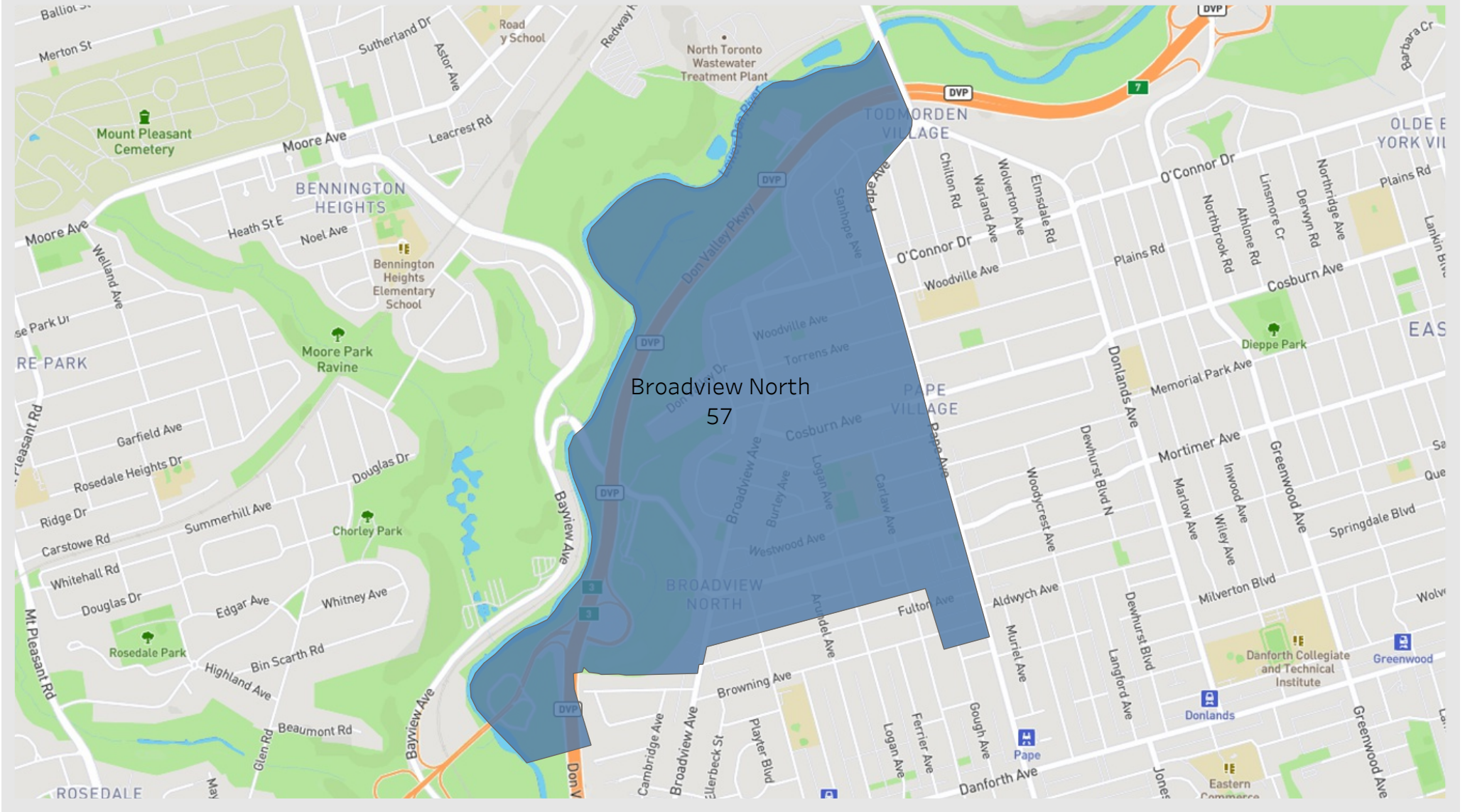
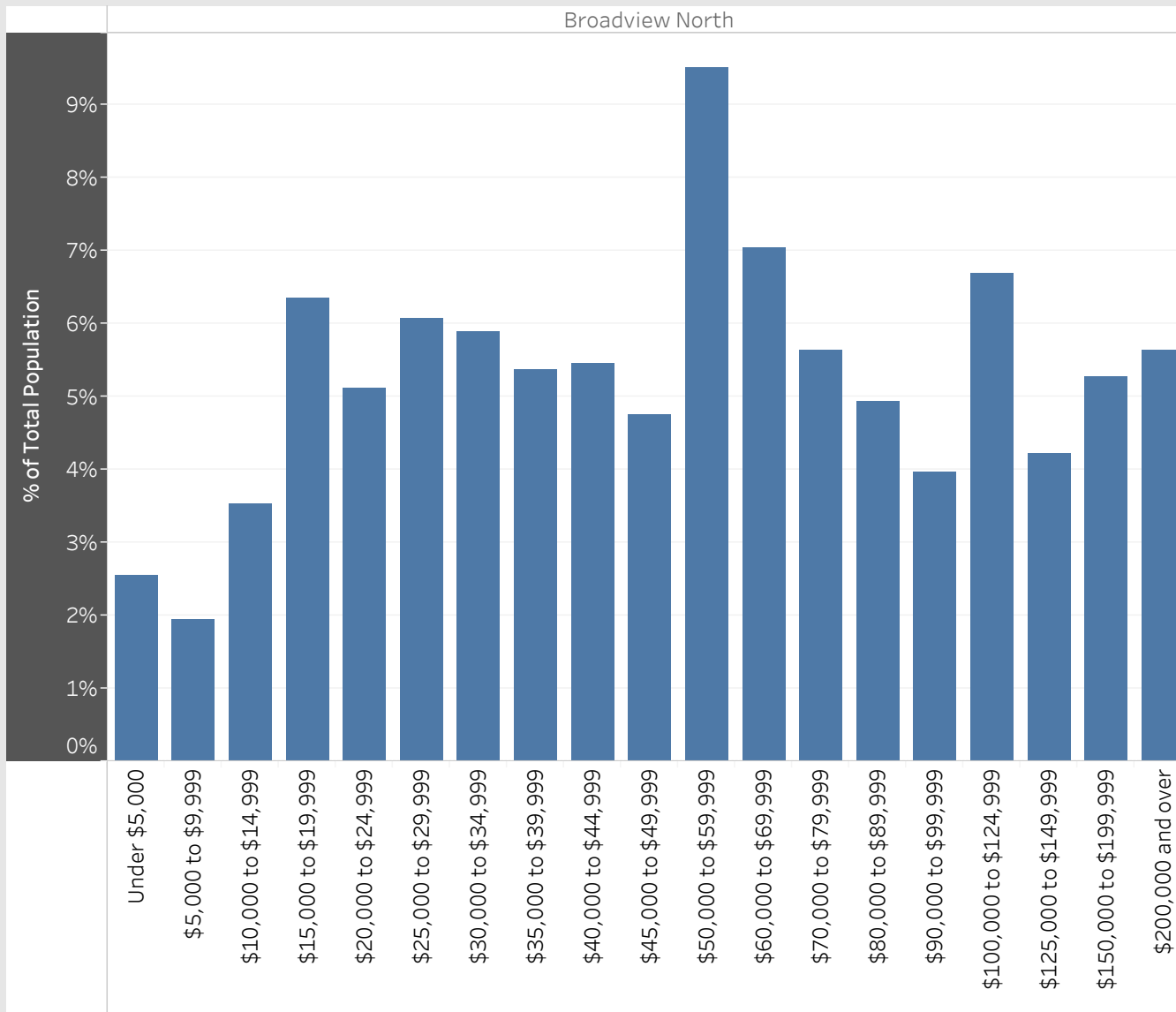


Broadview North
Neighbourhood Breakdown
July 1st, 2015 - March 31st, 2018

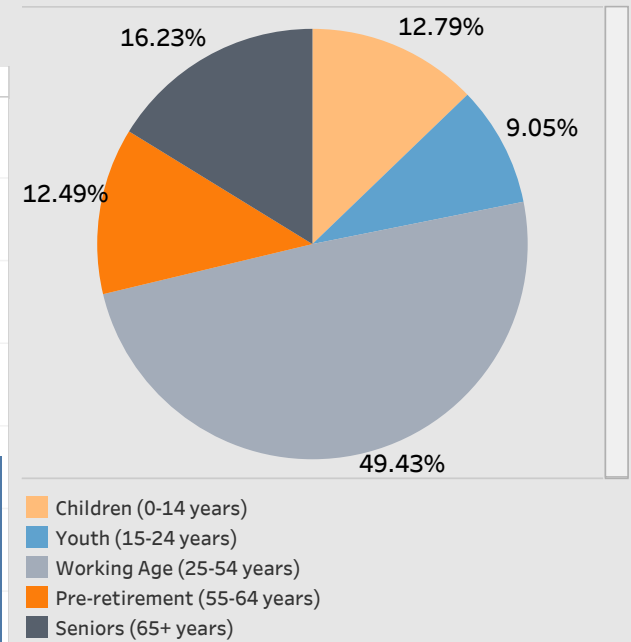


2016 StatsCan Data

Household Income in Broadview North



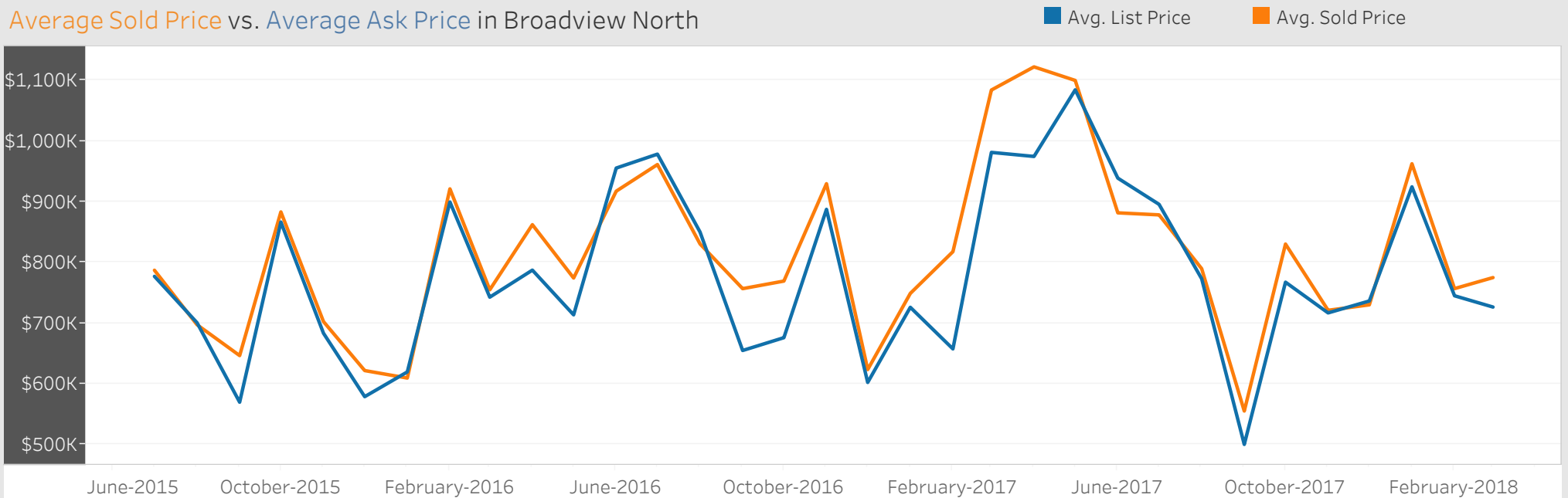
Age



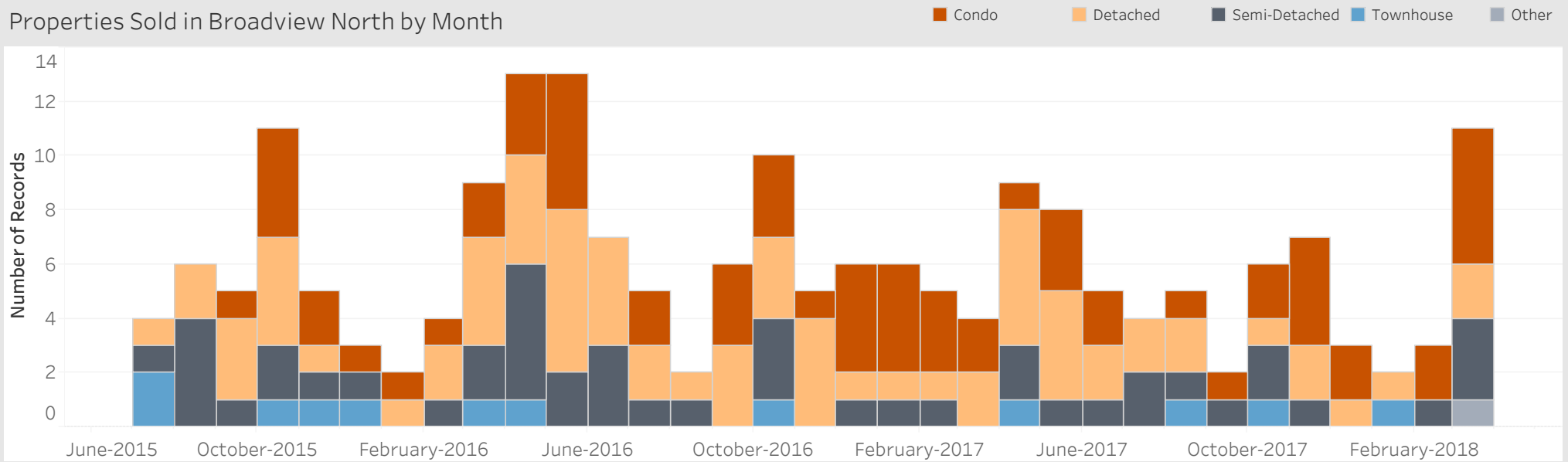
Visible Minorities

Not a visible minority	72.37%
South Asian	5.56%
Black	4.99%
Filipino	4.41%
Chinese	4.15%
Latin American	2.21%
Multiple visible minorities	1.28%
West Asian	1.24%
Arab	1.10%
Southeast Asian	0.75%
Visible minority; n.i.e.	0.71%
Japanese	0.62%
Korean	0.62%

Average Sold Price vs. Average Ask Price in Broadview North



Properties Sold in Broadview North by Month



Data

Month, Day, Year of Sold Date	Address1	Property Type	Bedrooms	Washrooms	Days on the Market	List Price	Sold Price
9 July, 2015	26 Hopedale Ave, Toronto	Detached	3	2	16	\$779K	\$768K
10 July, 2015	24 East York Ave, Toronto	Townhouse	3	3	44	\$810K	\$800K
24 July, 2015	16 Macphail Ave, Toronto	Townhouse	3	3	2	\$769K	\$800K
	229 Browning Ave, Toronto	Semi-Detached	3	2	4	\$750K	\$780K
4 August, 2015	3 Woodville Ave, Toronto	Semi-Detached	3	2	34	\$448K	\$453K
11 August, 2015	1B Mortimer Ave, Toronto	Detached	2	2	47	\$919K	\$895K
	194 Westwood Ave, Toronto	Semi-Detached	3	2	35	\$858K	\$808K
13 August, 2015	171 Westwood Ave, Toronto	Semi-Detached	1	1	1	\$479K	\$479K
24 August, 2015	170 Hopedale Ave, Toronto	Semi-Detached	2	2	7	\$700K	\$750K
27 August, 2015	232 Fulton Ave, Toronto	Detached	2	2	18	\$799K	\$799K
13 September, 2015	4 Torrens Ave, Toronto	Semi-Detached	2	1	6	\$499K	\$520K
16 September, 2015	9 Hassard Ave, Toronto	Detached	2	2	8	\$699K	\$807K
	74 Westwood Ave, Toronto	Detached	2	2	9	\$470K	\$575K
20 September, 2015	1152 Broadview Ave, Toronto	Detached	3	2	5	\$600K	\$750K
	2408, 980 Broadview Ave, Toronto	Condo	3	2	13	\$580K	\$580K
4 October, 2015	36 East York Ave, Toronto	Townhouse	3	3	21	\$779K	\$760K
	89 Hillside Dr, Toronto	Detached	3	3	4	\$989K	\$989K
	128 Hopedale Ave, Toronto	Detached	3	2	1	\$700K	\$788K
	1148 Broadview Ave, Toronto	Detached	4	4	6	\$2,400K	\$2,315K
6 October, 2015	2006, 980 Broadview Ave, Toronto	Condo	3	2	6	\$598K	\$641K
12 October, 2015	132 Floyd Ave, Toronto	Detached	2	2	5	\$639K	\$763K
20 October, 2015	2106, 980 Broadview Ave, Toronto	Condo	3	2	7	\$570K	\$535K
24 October, 2015	111 Browning Ave, Toronto	Semi-Detached	4	2	5	\$829K	\$850K
26 October, 2015	1048 Logan Ave, Toronto	Semi-Detached	3	2	6	\$830K	\$870K
	1405, 1048 Broadview Ave, Toronto	Condo	1	1	22	\$359K	\$366K
27 October, 2015	1801, 1048 Broadview Ave, Toronto	Condo	1	2	42	\$838K	\$838K
2 November, 2015	902, 1048 Broadview Ave, Toronto	Condo	1	2	25	\$538K	\$528K
8 November, 2015	16 Torrens Ave, Toronto	Semi-Detached	3	2	14	\$650K	\$650K

Data

Month, Day, Year of Sold Date	Address1	Property Type	Bedrooms	Washrooms	Days on the Market	List Price	Sold Price
9 November, 2015	28 Westwood Ave, Toronto	Detached	3	2	7	\$849K	\$965K
15 November, 2015	2008, 1048 Broadview Ave, Toronto	Condo	1	2	27	\$589K	\$567K
16 November, 2015	1081 Broadview Ave, Toronto	Townhouse	3	3	7	\$790K	\$802K
7 December, 2015	23 Hassard Ave, Toronto	Semi-Detached	3	2	7	\$598K	\$655K
15 December, 2015	866 Pape Ave, Toronto	Townhouse	3	4	6	\$599K	\$675K
16 December, 2015	2406, 980 Broadview Ave, Toronto	Condo	3	2	16	\$539K	\$535K
26 January, 2016	103, 28 Cosburn Ave	Condo	0	1	111	\$150K	\$144K
28 January, 2016	186 Hopedale Ave	Detached	2	2	8	\$1,089K	\$1,075K
2 February, 2016	178 Westwood Ave	Semi-Detached	3	3	103	\$940K	\$940K
8 February, 2016	11 Hopedale Ave	Detached	3	2	7	\$799K	\$895K
12 February, 2016	1708, 980 Broadview Ave N	Condo	3	2	17	\$610K	\$580K
24 February, 2016	59 O'connor Dr	Detached	4	5	6	\$1,249K	\$1,270K
1 March, 2016	2001, 980 Broadview Ave	Condo	2	2	18	\$540K	\$528K
4 March, 2016	402, 1145 Logan Ave	Condo	2	1	31	\$254K	\$244K
7 March, 2016	1215 Broadview Ave	Detached	4	4	13	\$1,038K	\$995K
8 March, 2016	38 Torrens Ave	Detached	1	2	1	\$750K	\$810K
15 March, 2016	17 Mortimer Ave	Detached	3	2	6	\$650K	\$757K
16 March, 2016	145 Floyd Ave	Semi-Detached	3	3	34	\$945K	\$945K
24 March, 2016	10 Westwood Ave	Townhouse	3	3	3	\$819K	\$815K
27 March, 2016	1145 Broadview Ave	Detached	3	3	30	\$888K	\$880K
31 March, 2016	210 Browning Ave	Semi-Detached	3	2	8	\$800K	\$820K
1 April, 2016	2108, 1048 Broadview Ave	Condo	1	2	56	\$539K	\$530K
4 April, 2016	6 Mortimer Ave	Detached	2	2	5	\$600K	\$854K
	973 Broadview Ave	Semi-Detached	3	3	7	\$699K	\$700K
	1602, 980 Broadview Ave N	Condo	3	2	4	\$520K	\$515K
5 April, 2016	29 Don Valley Dr	Detached	3	3	7	\$1,149K	\$1,358K
6 April, 2016	Th 9, 1048 Broadview Ave	Townhouse	1	2	2	\$415K	\$426K
11 April, 2016	9 O'connor Dr	Detached	2	2	6	\$699K	\$850K

Data

Month, Day, Year of Sold Date	Address1	Property Type	Bedrooms	Washrooms	Days on the Market	List Price	Sold Price
20 April, 2016	32 Hopedale Ave	Semi-Detached	2	3	2	\$689K	\$800K
21 April, 2016	143 Floyd Ave	Semi-Detached	3	3	21	\$1,100K	\$1,120K
26 April, 2016	137 Westwood Ave	Semi-Detached	3	2	8	\$699K	\$910K
28 April, 2016	2203, 980 Broadview Ave	Condo	2	2	65	\$540K	\$528K
29 April, 2016	38 Westwood Ave	Semi-Detached	2	1	2	\$485K	\$582K
	53 Don Valley Dr	Detached	4	5	17	\$2,100K	\$2,035K
2 May, 2016	1404, 980 Broadview Ave	Condo	2	2	17	\$539K	\$535K
3 May, 2016	1277 Broadview Ave	Detached	2	3	5	\$700K	\$830K
7 May, 2016	1105, 980 Broadview Ave	Condo	3	2	4	\$599K	\$643K
11 May, 2016	43 Don Valley Dr	Detached	4	4	5	\$1,595K	\$1,530K
	1163 Broadview Ave	Detached	3	2	96	\$798K	\$775K
14 May, 2016	26 Cosburn Ave	Detached	3	2	3	\$699K	\$728K
16 May, 2016	73 Mortimer Ave	Semi-Detached	3	1	5	\$499K	\$665K
	1109, 980 Broadview Ave N	Condo	2	2	5	\$539K	\$528K
17 May, 2016	306, 1135 Logan Ave	Condo	3	2	3	\$500K	\$500K
18 May, 2016	106 Mortimer Ave	Semi-Detached	2	2	8	\$580K	\$745K
	164 Westwood Ave	Detached	3	4	7	\$799K	\$1,000K
20 May, 2016	709, 1048 Broadview Ave	Condo	2	2	11	\$630K	\$655K
31 May, 2016	71 Hopedale Ave	Detached	3	2	6	\$799K	\$930K
14 June, 2016	29B Beechwood Dr	Detached	3	4	7	\$1,287K	\$1,287K
	46 Westwood Ave	Semi-Detached	3	2	7	\$700K	\$801K
21 June, 2016	58 Mortimer Ave	Semi-Detached	3	2	5	\$689K	\$725K
24 June, 2016	19 Gowan Ave	Detached	2	2	10	\$699K	\$748K
26 June, 2016	74 Hillside Dr	Detached	4	2	16	\$1,389K	\$1,100K
28 June, 2016	47 Don Valley Dr	Detached	3	4	26	\$1,325K	\$1,200K
30 June, 2016	159 Gowan Ave	Semi-Detached	2	2	9	\$599K	\$560K
6 July, 2016	201, 1145 Logan Ave	Condo	2	1	7	\$259K	\$257K
7 July, 2016	74 Westwood Ave	Detached	3	5	9	\$1,089K	\$1,150K

Data

Month, Day, Year of Sold Date	Address1	Property Type	Bedrooms	Washrooms	Days on the Market	List Price	Sold Price
14 July, 2016	45 Mortimer Ave	Semi-Detached	3	2	1	\$760K	\$768K
	2205, 1048 Broadview Ave	Condo	1	1	22	\$389K	\$406K
17 July, 2016	72 Hillside Dr	Detached	4	5	32	\$2,395K	\$2,225K
12 August, 2016	1254 Broadview Ave	Detached	4	2	10	\$850K	\$821K
16 August, 2016	217 Browning Ave	Semi-Detached	2	2	8	\$850K	\$840K
17 September, 2016	403, 1145 Logan Ave	Condo	2	1	5	\$290K	\$277K
21 September, 2016	83 Floyd Ave	Detached	3	4	7	\$1,050K	\$1,225K
27 September, 2016	5 Woodville Ave	Detached	3	2	8	\$699K	\$871K
	184 Mortimer Ave	Detached	2	2	7	\$680K	\$905K
	502, 980 Broadview Ave N	Condo	3	2	12	\$610K	\$672K
30 September, 2016	#1005, 1135 Logan Ave	Condo	3	2	2	\$600K	\$590K
5 October, 2016	82 Hopedale Ave	Detached	3	3	7	\$829K	\$920K
	978 Carlaw Ave	Detached	2	2	5	\$800K	\$900K
6 October, 2016	16 Torrens Ave	Semi-Detached	3	2	7	\$680K	\$825K
11 October, 2016	880 Pape Ave	Townhouse	2	2	7	\$649K	\$708K
12 October, 2016	200 Mortimer Ave	Semi-Detached	3	1	7	\$549K	\$708K
13 October, 2016	202, 1135 Logan Ave	Condo	3	2	7	\$585K	\$585K
	904, 980 Broadview Ave	Condo	2	2	7	\$529K	\$525K
18 October, 2016	88 Nealon Ave	Detached	4	2	8	\$889K	\$1,208K
25 October, 2016	1201, 980 Broadview Ave	Condo	2	2	7	\$549K	\$548K
27 October, 2016	87 Floyd Ave	Semi-Detached	3	2	8	\$700K	\$765K
2 November, 2016	151 Floyd Ave	Detached	3	2	6	\$1,050K	\$1,330K
8 November, 2016	1906, 1048 Broadview Ave	Condo	1	1	7	\$360K	\$409K
9 November, 2016	1258 Broadview Ave	Detached	3	2	8	\$979K	\$1,009K
21 November, 2016	15 Minton Pl	Detached	5	1	23	\$959K	\$940K
26 November, 2016	261 Fulton Ave	Detached	4	3	12	\$1,089K	\$960K
1 December, 2016	988 Carlaw Ave	Semi-Detached	3	2	6	\$799K	\$925K
8 December, 2016	607, 980 Broadview Ave	Condo	2	2	52	\$500K	\$500K

Data

Month, Day, Year of Sold Date	Address1	Property Type	Bedrooms	Washrooms	Days on the Market	List Price	Sold Price
8 December, 2016	2004, 980 Broadview Ave	Condo	2	2	1	\$545K	\$544K
10 December, 2016	803, 1135 Logan Ave	Condo	2	2	12	\$519K	\$500K
13 December, 2016	310 Westwood Ave	Detached	2	2	6	\$700K	\$751K
16 December, 2016	401, 980 Broadview Ave	Condo	2	2	73	\$550K	\$520K
2 January, 2017	603, 1135 Logan Ave	Condo	2	2	0	\$440K	\$407K
16 January, 2017	166 Westwood Ave	Detached	4	3	61	\$1,468K	\$1,460K
19 January, 2017	1104, 980 Broadview Ave	Condo	2	1	56	\$579K	\$575K
23 January, 2017	2207, 980 Broadview Ave	Condo	2	2	7	\$560K	\$621K
24 January, 2017	91 Mortimer Ave	Semi-Detached	3	2	8	\$779K	\$900K
29 January, 2017	904, 980 Broadview Ave	Condo	2	2	12	\$530K	\$530K
6 February, 2017	1802, 980 Broadview Ave	Condo	3	2	7	\$599K	\$728K
7 February, 2017	42 Mortimer Ave	Semi-Detached	3	1	5	\$590K	\$875K
14 February, 2017	1 Beechwood Dr	Detached	2	2	8	\$899K	\$1,265K
22 February, 2017	806, 980 Broadview Ave	Condo	2	2	21	\$500K	\$525K
28 February, 2017	1909, 1048 Broadview Ave	Condo	2	2	85	\$699K	\$695K
16 March, 2017	811-813 Broadview Ave	Detached	0	4	40	\$2,188K	\$2,100K
20 March, 2017	73 Floyd Ave	Detached	2	1	7	\$749K	\$1,051K
27 March, 2017	1508, 980 Broadview Ave	Condo	3	2	6	\$600K	\$730K
31 March, 2017	1806, 1048 Broadview Ave	Condo	1	1	2	\$388K	\$455K
2 April, 2017	29 Bater Ave	Detached	2	2	2	\$925K	\$934K
4 April, 2017	15 Beechwood Cres	Detached	2	2	8	\$1,199K	\$1,275K
5 April, 2017	66 Nealon Ave	Detached	4	1	7	\$1,369K	\$1,700K
	165 Westwood Ave	Semi-Detached	3	2	7	\$699K	\$891K
10 April, 2017	1605, 980 Broadview Ave	Condo	3	2	4	\$599K	\$756K
11 April, 2017	10 Macphail Ave	Townhouse	3	3	5	\$849K	\$1,000K
20 April, 2017	202 Mortimer Ave	Detached	3	1	51	\$982K	\$975K
25 April, 2017	46 Westwood Ave	Semi-Detached	3	2	13	\$800K	\$906K
	76 Hillside Dr	Detached	3	3	0	\$1,349K	\$1,663K

Data

Month, Day, Year of Sold Date	Address1	Property Type	Bedrooms	Washrooms	Days on the Market	List Price	Sold Price
9 May, 2017	62 Nealon Ave	Detached	4	4	6	\$2,100K	\$2,065K
	2206, 1048 Broadview Ave	Condo	1	1	7	\$440K	\$465K
12 May, 2017	132 Hopedale Ave	Detached	2	3	31	\$1,100K	\$1,055K
	303, 1048 Broadview Ave	Condo	1	1	32	\$598K	\$572K
15 May, 2017	1154 Broadview Ave	Detached	2	2	5	\$900K	\$1,155K
16 May, 2017	2304, 1048 Broadview Ave	Condo	2	2	5	\$899K	\$872K
19 May, 2017	19 Nealon Ave	Detached	3	3	31	\$1,888K	\$1,800K
24 May, 2017	63 Gowan Ave	Semi-Detached	3	2	7	\$750K	\$815K
4 June, 2017	990 Carlaw Ave	Semi-Detached	3	2	4	\$949K	\$949K
15 June, 2017	1704, 980 Broadview Ave	Condo	2	2	2	\$539K	\$539K
18 June, 2017	1258 Broadview Ave	Detached	3	2	55	\$998K	\$780K
22 June, 2017	304, 980 Broadview Ave	Condo	2	2	3	\$520K	\$505K
27 June, 2017	158 Hopedale Ave	Detached	3	5	50	\$1,688K	\$1,635K
5 July, 2017	3 Mortimer Ave	Semi-Detached	2	2	89	\$720K	\$705K
8 July, 2017	16 Hopedale Ave	Semi-Detached	3	2	2	\$799K	\$780K
21 July, 2017	9 Gowan Ave	Detached	2	2	39	\$839K	\$833K
24 July, 2017	50 Nealon Ave	Detached	3	2	25	\$1,225K	\$1,195K
4 August, 2017	E, 957 Broadview Ave	Townhouse	3	2	2	\$779K	\$789K
17 August, 2017	1092 Logan Ave	Semi-Detached	2	2	2	\$699K	\$840K
18 August, 2017	204, 980 Broadview Ave	Condo	2	2	51	\$539K	\$534K
24 August, 2017	19 O'connor Dr	Detached	5	5	119	\$1,099K	\$1,070K
29 August, 2017	155 Woodville Ave	Detached	2	1	81	\$749K	\$715K
21 September, 2017	903, 1145 Logan Ave	Condo	2	1	16	\$300K	\$295K
27 September, 2017	177 Westwood Ave	Semi-Detached	3	1	13	\$700K	\$815K
2 October, 2017	23 East York Ave	Townhouse	3	3	4	\$899K	\$1,025K
3 October, 2017	3 Hassard Ave	Detached	3	1	7	\$689K	\$821K
5 October, 2017	1107, 980 Broadview Ave	Condo	2	2	7	\$639K	\$640K
6 October, 2017	134 Mortimer Ave	Semi-Detached	3	2	81	\$789K	\$780K

Data

Month, Day, Year of Sold Date	Address1	Property Type	Bedrooms	Washrooms	Days on the Market	List Price	Sold Price
17 October, 2017	174 Arundel Ave	Semi-Detached	3	2	6	\$899K	\$1,026K
24 October, 2017	1408, 980 Broadview Ave	Condo	3	2	8	\$689K	\$689K
7 November, 2017	508, 980 Broadview Ave N	Condo	3	2	7	\$695K	\$760K
9 November, 2017	103, 28 Cosburn Ave	Condo	0	1	14	\$179K	\$202K
11 November, 2017	65 Gowan Ave	Semi-Detached	2	2	23	\$800K	\$770K
13 November, 2017	704, 1048 Broadview Ave	Condo	1	1	7	\$350K	\$440K
15 November, 2017	75 Don Valley Dr	Detached	3	2	14	\$1,098K	\$1,010K
	908, 980 Broadview Ave	Condo	3	2	0	\$720K	\$720K
17 November, 2017	44 Torrens Ave	Detached	4	4	11	\$1,175K	\$1,145K
4 December, 2017	# 501, 1145 Logan Ave	Condo	2	1	7	\$285K	\$285K
7 December, 2017	1206, 1048 Broadview Ave	Condo	1	1	2	\$449K	\$505K
14 December, 2017	19 Nealon Ave	Detached	3	3	40	\$1,475K	\$1,400K
9 January, 2018	178 Hopedale Ave	Detached	2	2	105	\$980K	\$895K
24 January, 2018	22 East York Ave	Townhouse	3	3	1	\$869K	\$1,030K
6 February, 2018	1609, 980 Broadview Ave	Condo	2	2	8	\$595K	\$610K
13 February, 2018	227 Fulton Ave	Semi-Detached	3	2	6	\$1,190K	\$1,190K
28 February, 2018	1404, 1048 Broadview Ave	Condo	1	1	7	\$450K	\$470K
5 March, 2018	224 Browning Ave	Semi-Detached	3	2	6	\$999K	\$1,135K
	1104, 980 Broadview Ave	Condo	2	1	6	\$639K	\$639K
6 March, 2018	907, 1048 Broadview Ave	Condo	2	2	6	\$549K	\$620K
7 March, 2018	101, 28 Cosburn Ave	Condo	1	1	12	\$300K	\$285K
18 March, 2018	8 Woodville Ave	Detached	4	4	6	\$1,399K	\$1,350K
19 March, 2018	1048 Broadview Ave	Other	2	2	0	\$620K	\$620K
25 March, 2018	1203, 1048 Broadview Ave	Condo	1	1	32	\$515K	\$500K
26 March, 2018	201, 980 Broadview Ave	Condo	2	2	19	\$570K	\$560K
27 March, 2018	148 Floyd Ave	Detached	2	2	6	\$700K	\$825K
	956 Carlaw Ave	Semi-Detached	3	2	6	\$900K	\$1,040K
28 March, 2018	48 Westwood Ave	Semi-Detached	3	2	8	\$799K	\$950K