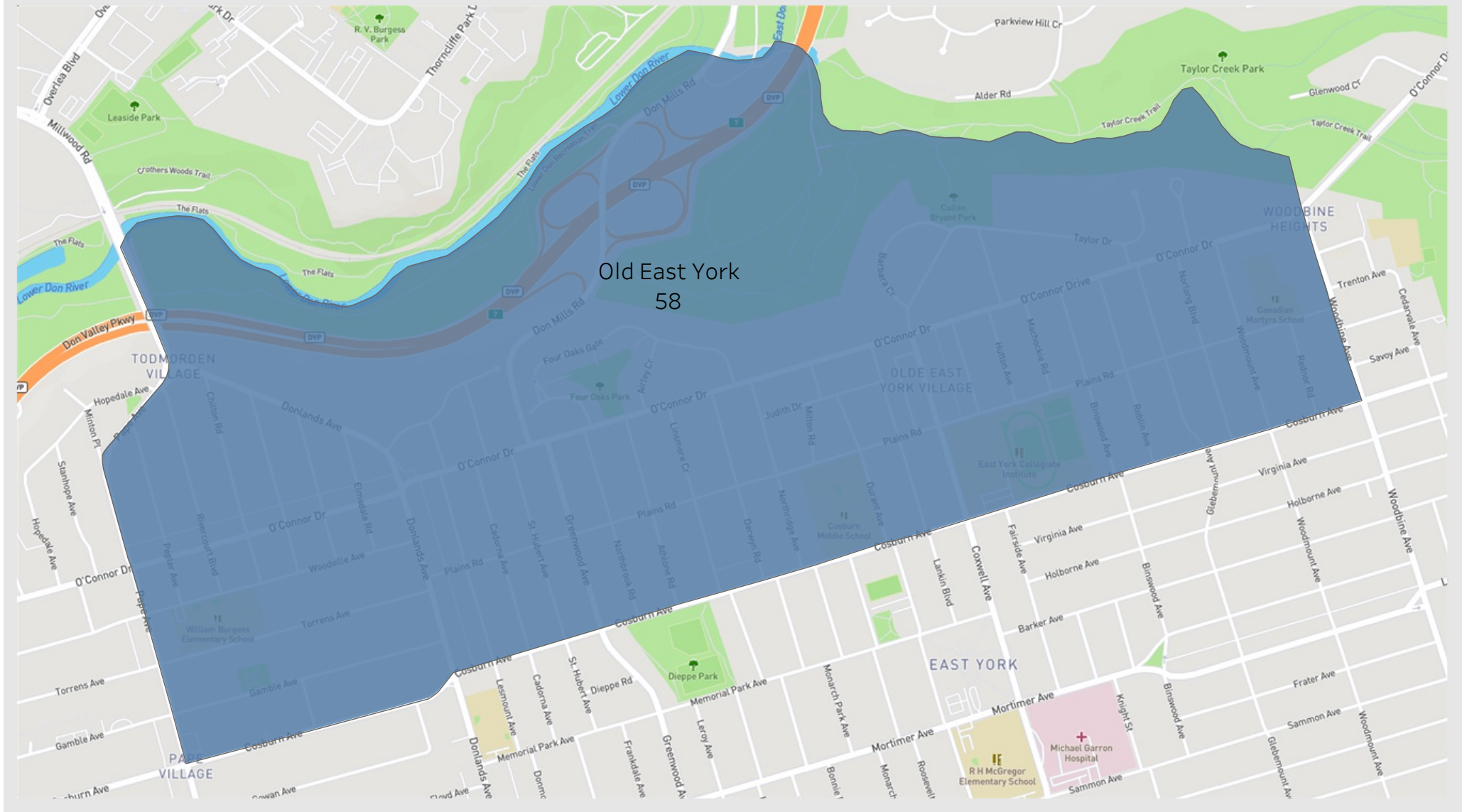
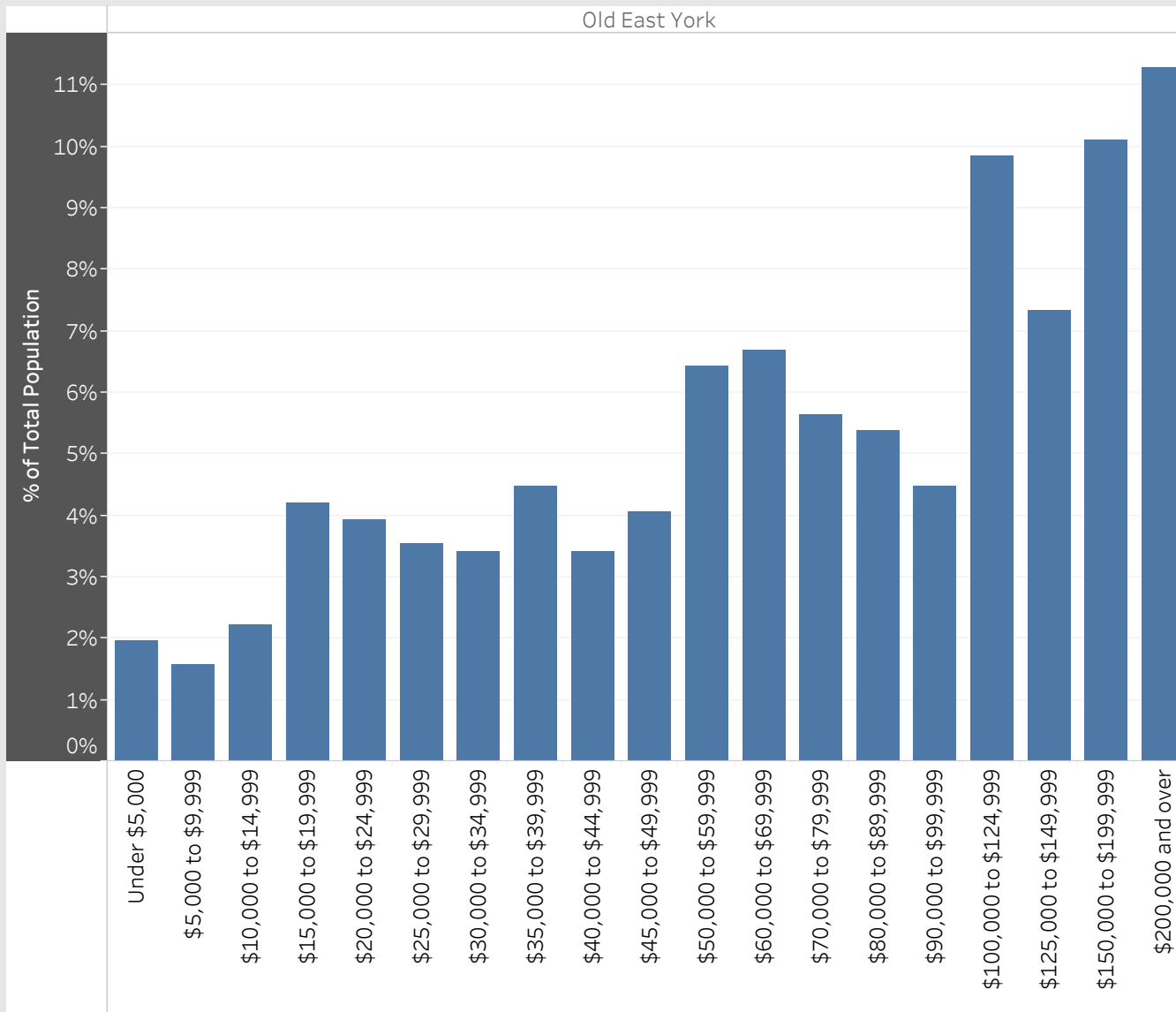


Old East York
Neighbourhood Breakdown
July 1st, 2015 - March 31st, 2018

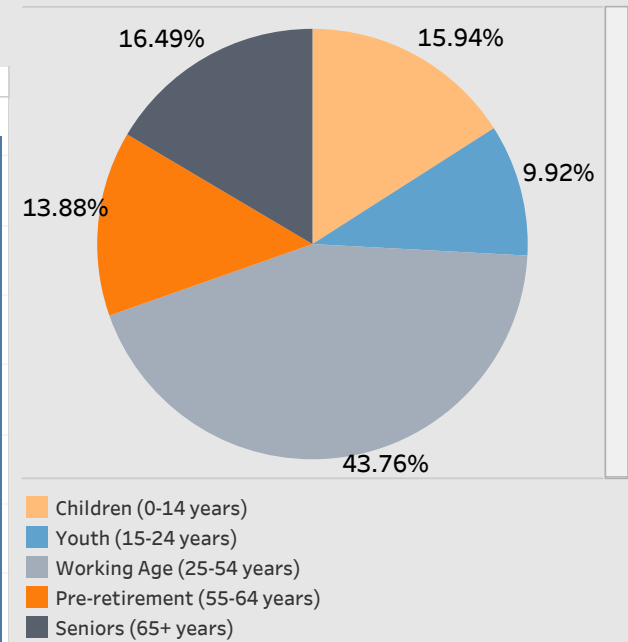


2016 StatsCan Data

Household Income in Old East York



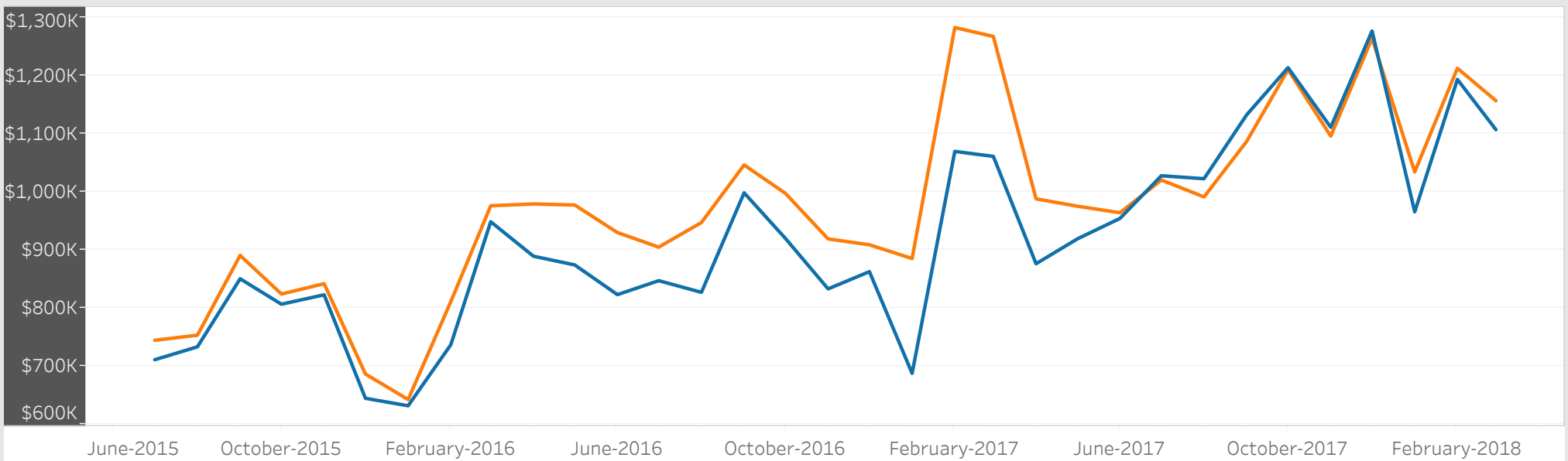
Age



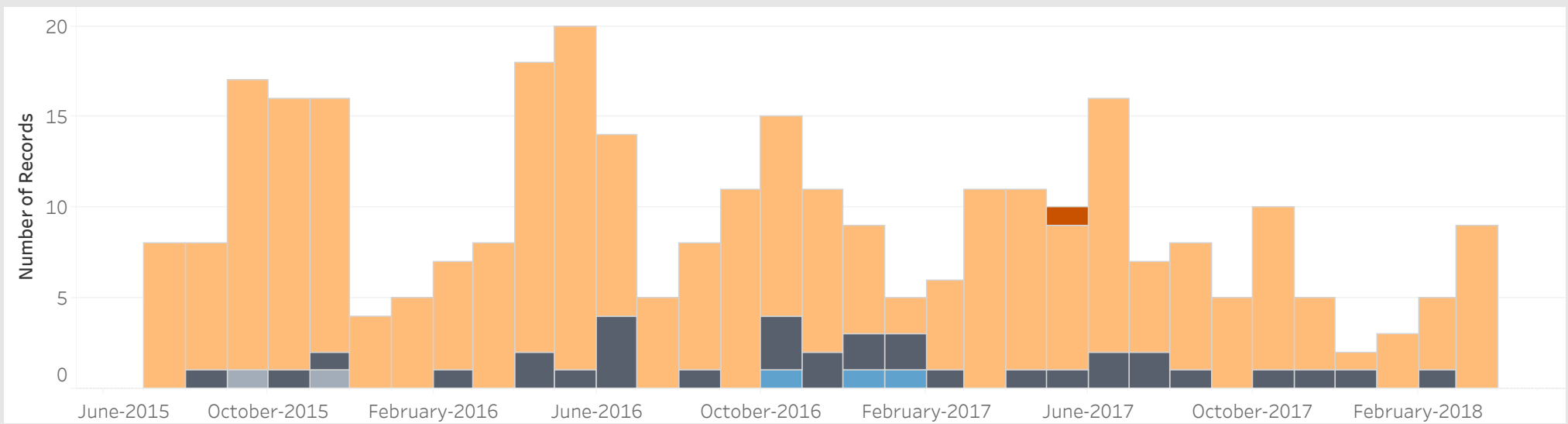
Visible Minorities

Not a visible minority	73.29%
Chinese	8.09%
Filipino	4.67%
South Asian	3.20%
Black	2.88%
Southeast Asian	2.06%
Multiple visible minorities	1.25%
Latin American	1.19%
West Asian	1.09%
Japanese	0.71%
Visible minority; n.i.e.	0.65%
Korean	0.60%
Arab	0.33%

Average Sold Price vs. Average Ask Price in Old East York



Properties Sold in Old East York by Month



Data

Month, Day, Year of Sold Date	Address1	Property Type	Bedrooms	Washrooms	Days on the Market	List Price	Sold Price
13 July, 2015	20 Four Oaks Gate , Toronto	Detached	2	2	7	\$799K	\$955K
14 July, 2015	1 Doris Dr, Toronto	Detached	2	3	1	\$700K	\$795K
15 July, 2015	494 Donlands Ave, Toronto	Detached	2	2	23	\$749K	\$732K
16 July, 2015	44 Pepler Ave, Toronto	Detached	3	2	2	\$750K	\$740K
27 July, 2015	13 Midburn Ave, Toronto	Detached	3	3	8	\$689K	\$689K
29 July, 2015	56 St Hubert Ave, Toronto	Detached	2	2	99	\$700K	\$685K
	84 Wiley Ave, Toronto	Detached	2	1	8	\$550K	\$621K
31 July, 2015	498 Donlands Ave, Toronto	Detached	3	3	3	\$750K	\$738K
10 August, 2015	33 Coxwell Blvd, Toronto	Detached	3	2	7	\$729K	\$775K
12 August, 2015	301 Linsmore Cres, Toronto	Detached	4	4	8	\$1,049K	\$1,158K
16 August, 2015	85 St Hubert Ave, Toronto	Detached	2	1	5	\$699K	\$731K
17 August, 2015	74 Binswood Ave, Toronto	Detached	5	3	4	\$680K	\$780K
27 August, 2015	318 Woodmount Ave, Toronto	Detached	2	2	5	\$740K	\$740K
	545 Donlands Ave, Toronto	Detached	3	2	4	\$639K	\$600K
29 August, 2015	791 O'connor Dr, Toronto	Detached	3	3	32	\$799K	\$690K
31 August, 2015	84 King Edward Ave, Toronto	Semi-Detached	3	2	6	\$530K	\$551K
2 September, 2015	33 Rednor Rd, Toronto	Detached	4	4	21	\$1,329K	\$1,295K
	1077 Pape Ave, Toronto	Detached	3	3	8	\$600K	\$600K
9 September, 2015	184 Durant Ave, Toronto	Detached	4	5	2	\$1,399K	\$1,450K
10 September, 2015	21 Rednor Rd, Toronto	Detached	2	1	2	\$699K	\$750K
12 September, 2015	19 Airley Cres, Toronto	Detached	2	2	2	\$599K	\$810K
13 September, 2015	36 Derwyn Rd, Toronto	Detached	4	4	5	\$1,069K	\$1,105K
	599 O'connor Dr, Toronto	Detached	2	2	39	\$699K	\$699K
14 September, 2015	478 Cosburn Ave, Toronto	Other	2	2	7	\$559K	\$565K
17 September, 2015	60 Warland Ave, Toronto	Detached	3	2	9	\$770K	\$804K
19 September, 2015	270 O'connor Dr, Toronto	Detached	3	2	12	\$599K	\$550K
20 September, 2015	101 Cadorna Ave, Toronto	Detached	4	4	5	\$999K	\$1,060K
	946 Coxwell Ave, Toronto	Detached	4	5	12	\$1,088K	\$1,080K

Data

Month, Day, Year of Sold Date	Address1	Property Type	Bedrooms	Washrooms	Days on the Market	List Price	Sold Price
21 September, 2015	8 Ralston Ave, Toronto	Detached	3	2	8	\$769K	\$976K
	26 Davies Cres, Toronto	Detached	2	2	7	\$699K	\$695K
23 September, 2015	183 O'Connor Dr, Toronto	Detached	2	2	15	\$679K	\$690K
27 September, 2015	253 Floyd Ave, Toronto	Detached	2	1	6	\$600K	\$720K
29 September, 2015	61 Derwyn Rd, Toronto	Detached	4	4	12	\$1,299K	\$1,290K
3 October, 2015	26 Dilworth Cres, Toronto	Semi-Detached	3	2	5	\$650K	\$630K
5 October, 2015	3 Barbara Cres, Toronto	Detached	4	3	15	\$899K	\$899K
13 October, 2015	24 Barker Ave, Toronto	Detached	2	1	7	\$649K	\$737K
16 October, 2015	63 Lesmount Ave, Toronto	Detached	1	1		\$600K	\$600K
18 October, 2015	68 Fairside Ave, Toronto	Detached	3	3	9	\$1,139K	\$1,170K
19 October, 2015	2 Judith Dr, Toronto	Detached	4	3	5	\$950K	\$930K
	44 Davies Cres, Toronto	Detached	2	2	6	\$699K	\$801K
21 October, 2015	54 Davies Cres, Toronto	Detached	2	2	2	\$649K	\$741K
22 October, 2015	275 Donlands Ave, Toronto	Detached	3	2	1	\$669K	\$649K
24 October, 2015	463 Donlands Ave, Toronto	Detached	4	2	11	\$849K	\$849K
25 October, 2015	145 O'Connor Dr, Toronto	Detached	3	2	12	\$699K	\$714K
	177 Gamble Ave, Toronto	Detached	3	2	25	\$739K	\$722K
26 October, 2015	60 Pepler Ave, Toronto	Detached	3	2	6	\$749K	\$776K
	309 Linsmore Cres, Toronto	Detached	4	5	8	\$1,595K	\$1,580K
	402 O'Connor Dr, Toronto	Detached	2	2	28	\$600K	\$629K
30 October, 2015	42 Chilton Rd, Toronto	Detached	3	2	46	\$769K	\$757K
1 November, 2015	45 Northbrook Rd, Toronto	Detached	2	2	7	\$690K	\$760K
2 November, 2015	9 Roblin Ave, Toronto	Detached	2	2	6	\$649K	\$756K
	18 Chilton Rd, Toronto	Detached	4	2	7	\$799K	\$883K
3 November, 2015	547 Donlands Ave, Toronto	Other	4	3	35	\$850K	\$800K
8 November, 2015	68 St Hubert Ave, Toronto	Detached	4	4	10	\$1,299K	\$1,265K
	613 O Connor Dr, Toronto	Detached	2	2	36	\$680K	\$669K
11 November, 2015	42 Gower St, Toronto	Detached	4	4	23	\$800K	\$774K

Data

Month, Day, Year of Sold Date	Address1	Property Type	Bedrooms	Washrooms	Days on the Market	List Price	Sold Price
14 November, 2015	21 Lesmount Ave, Toronto	Detached	3	2	12	\$880K	\$875K
16 November, 2015	25 Elmsdale Rd, Toronto	Detached	2	1	6	\$680K	\$732K
17 November, 2015	155 Durant Ave, Toronto	Detached	4	4	60	\$1,379K	\$1,385K
18 November, 2015	489 Plains Rd, Toronto	Detached	2	1	8	\$600K	\$665K
19 November, 2015	1A Roblin Ave, Toronto	Detached	2	2	1	\$699K	\$760K
	30 Cadorna Ave, Toronto	Detached	2	1	24	\$629K	\$618K
21 November, 2015	230 Queensdale Ave, Toronto	Semi-Detached	3	2	3	\$650K	\$665K
25 November, 2015	300 Woodmount Ave, Toronto	Detached	4	4	15	\$1,149K	\$1,155K
26 November, 2015	6 Northbrook Rd, Toronto	Detached	2	2	2	\$730K	\$708K
8 December, 2015	395 O'connor Dr, Toronto	Detached	2	2	6	\$599K	\$640K
10 December, 2015	9 Plains Rd, Toronto	Detached	2	1	61	\$639K	\$620K
13 December, 2015	66 Fairside Ave, Toronto	Detached	2	2	7	\$640K	\$730K
14 December, 2015	11 Dustan Cres, Toronto	Detached	3	2	5	\$700K	\$755K
10 January, 2016	325 Donlands Ave, Toronto	Detached	2	2	8	\$639K	\$656K
13 January, 2016	392 O'connor Dr, Toronto	Detached	2	2	44	\$679K	\$631K
21 January, 2016	210 Coleridge Ave	Detached	3	2	6	\$500K	\$559K
26 January, 2016	1298 Woodbine Ave	Detached	2	2	13	\$675K	\$665K
30 January, 2016	217 Donlands Ave	Detached	2	1	16	\$665K	\$701K
2 February, 2016	37 Gower St	Detached	3	2	7	\$529K	\$585K
16 February, 2016	20 Four Oaks Gate	Detached	2	2	58	\$995K	\$980K
22 February, 2016	11 Bonnie Brae Blvd	Semi-Detached	3	2	6	\$699K	\$787K
23 February, 2016	135 Cadorna Ave	Detached	3	2	7	\$795K	\$810K
24 February, 2016	18 Athlone Rd	Detached	2	2	7	\$689K	\$829K
27 February, 2016	487 Plains Rd	Detached	3	2	3	\$800K	\$880K
29 February, 2016	133 Woodmount Ave	Detached	3	2	6	\$650K	\$805K
1 March, 2016	141 O'connor Dr	Detached	3	3	6	\$725K	\$733K
3 March, 2016	72 Northbrook Rd	Detached	4	4	1	\$1,288K	\$1,288K
8 March, 2016	350 O'connor Dr	Detached	2	2	25	\$699K	\$670K

Data

Month, Day, Year of Sold Date	Address1	Property Type	Bedrooms	Washrooms	Days on the Market	List Price	Sold Price
9 March, 2016	8 Northridge Ave	Detached	2	2	9	\$800K	\$825K
20 March, 2016	305 Linsmore Cres	Detached	2	2	0	\$839K	\$830K
23 March, 2016	16 Airley Cres	Detached	4	4	7	\$1,089K	\$1,260K
26 March, 2016	38 Roblin Ave	Detached	4	4	32	\$1,448K	\$1,380K
30 March, 2016	145 Durant Ave	Detached	2	2	2	\$700K	\$823K
1 April, 2016	537 Donlands Ave	Detached	3	2	86	\$830K	\$830K
2 April, 2016	14 Four Oaks Gate	Detached	4	5	38	\$1,950K	\$2,050K
3 April, 2016	62 Cadorna Ave	Detached	3	2	5	\$900K	\$1,000K
7 April, 2016	297 Glebemount Ave E	Detached	3	4	4	\$1,199K	\$1,350K
10 April, 2016	45 Warland Ave	Detached	3	2	4	\$775K	\$880K
11 April, 2016	39 Roblin Ave	Detached	2	2	0	\$799K	\$865K
	375 O'connor Dr	Detached	3	2	7	\$650K	\$761K
14 April, 2016	527 Donlands Ave	Detached	3	3	15	\$859K	\$855K
16 April, 2016	54 Halsey Ave	Semi-Detached	3	2	5	\$549K	\$615K
18 April, 2016	2A Holborne Ave	Detached	3	4	4	\$949K	\$1,001K
	299 Glebemount Ave	Detached	4	4	7	\$1,199K	\$1,400K
19 April, 2016	17 Elmsdale Rd	Detached	3	4	6	\$999K	\$1,180K
	18 Warland Ave	Detached	3	2	6	\$899K	\$950K
	37 Wolverton Ave	Detached	2	2	6	\$699K	\$801K
22 April, 2016	96 Lankin Blvd	Detached	2	2	4	\$639K	\$861K
25 April, 2016	480 Donlands Ave	Detached	2	2	12	\$800K	\$770K
26 April, 2016	732 Cosburn Ave	Detached	2	2	8	\$730K	\$745K
29 April, 2016	145 Torrens Ave	Semi-Detached	3	2	4	\$580K	\$710K
4 May, 2016	42 Roosevelt Rd	Detached	2	2	7	\$690K	\$851K
5 May, 2016	394 O'connor Dr	Detached	2	2	9	\$700K	\$780K
7 May, 2016	32 Tiago Ave	Detached	0	0	1	\$669K	\$659K
9 May, 2016	2 Northridge Ave	Detached	4	4	6	\$999K	\$1,150K
	12 Four Oaks Gate	Detached	3	2	7	\$998K	\$1,140K

Data

Month, Day, Year of Sold Date	Address1	Property Type	Bedrooms	Washrooms	Days on the Market	List Price	Sold Price
9 May, 2016	99 Lankin Blvd	Detached	2	1	4	\$700K	\$766K
	291 Linsmore Cres	Detached	2	2	5	\$775K	\$930K
	568 O'connor Dr	Detached	2	3	10	\$649K	\$825K
11 May, 2016	65 Cadorna Ave	Semi-Detached	3	2	7	\$739K	\$804K
12 May, 2016	7 Dustan Cres	Detached	2	2	8	\$750K	\$1,075K
13 May, 2016	34 Fairside Ave	Detached	2	2	3	\$800K	\$910K
14 May, 2016	9 Dustan Cres	Detached	4	4	10	\$1,549K	\$1,505K
15 May, 2016	34 Northbrook Rd	Detached	4	4	3	\$1,299K	\$1,371K
16 May, 2016	70 Lankin Blvd	Detached	2	2	7	\$700K	\$975K
17 May, 2016	218 Linsmore Cres	Detached	3	2	6	\$1,100K	\$1,091K
19 May, 2016	48 Pepler Ave	Detached	2	2	4	\$749K	\$876K
23 May, 2016	171 Torrens Ave S	Detached	4	5	17	\$1,419K	\$1,375K
24 May, 2016	15 Rednor Rd	Detached	2	2	6	\$700K	\$875K
25 May, 2016	575 O'connor Dr	Detached	3	2	8	\$669K	\$780K
30 May, 2016	15 Norlong Blvd	Detached	2	2	0	\$829K	\$808K
5 June, 2016	736 O'connor Dr	Detached	4	3	12	\$1,680K	\$1,645K
6 June, 2016	853 Cosburn Ave	Detached	3	4	3	\$779K	\$830K
12 June, 2016	24 Lankin Blvd	Detached	3	4	2	\$1,090K	\$1,246K
14 June, 2016	115 Linsmore Cres	Semi-Detached	3	1	7	\$700K	\$925K
	274 O'connor Dr	Detached	2	2	5	\$730K	\$850K
16 June, 2016	887 Pape Ave	Semi-Detached	3	1	7	\$500K	\$638K
17 June, 2016	210 Coleridge Ave	Detached	2	3	32	\$730K	\$720K
19 June, 2016	83 Dentonia Park Ave	Semi-Detached	3	1	3	\$579K	\$730K
20 June, 2016	27 Hutton Ave	Detached	2	2	7	\$697K	\$985K
	109 Binswood Ave	Detached	4	4	5	\$1,148K	\$1,148K
21 June, 2016	14 Machockie Rd	Detached	2	2	7	\$800K	\$920K
27 June, 2016	78 Lankin Blvd	Detached	2	1	6	\$699K	\$998K
	247 Gamble Ave	Semi-Detached	3	3	6	\$750K	\$748K

Data

Month, Day, Year of Sold Date	Address1	Property Type	Bedrooms	Washrooms	Days on the Market	List Price	Sold Price
29 June, 2016	354 O'connor Dr	Detached	2	2	17	\$640K	\$635K
9 July, 2016	439 O'connor Dr	Detached	3	4	12	\$859K	\$850K
11 July, 2016	304 Cosburn Ave	Detached	4	3	6	\$699K	\$801K
15 July, 2016	122 Virginia Ave	Detached	4	5	37	\$1,428K	\$1,378K
24 July, 2016	357 O'connor Dr	Detached	2	2	5	\$650K	\$655K
27 July, 2016	1082 Greenwood Ave	Detached	2	2	6	\$599K	\$840K
2 August, 2016	49 Four Oaks Gate	Detached	4	6	28	\$1,799K	\$1,780K
9 August, 2016	267 Torrens Ave	Semi-Detached	2	1	6	\$489K	\$512K
12 August, 2016	75 Holborne Ave	Detached	2	2	11	\$650K	\$790K
	108 Binswood Ave	Detached	4	1	2	\$730K	\$900K
19 August, 2016	461 O'connor Dr	Detached	2	1	5	\$700K	\$767K
22 August, 2016	545 Donlands Ave	Detached	3	3	7	\$849K	\$900K
27 August, 2016	1 Northridge Ave	Detached	2	2	5	\$699K	\$929K
30 August, 2016	59 Lankin Blvd	Detached	3	1	7	\$700K	\$999K
1 September, 2016	618 O'connor Dr	Detached	4	3	24	\$799K	\$775K
9 September, 2016	351 Sammon Ave	Detached	3	4	0	\$969K	\$940K
13 September, 2016	105 Holborne Ave	Detached	3	4	39	\$1,350K	\$1,260K
	488 Plains Rd	Detached	3	3	1	\$799K	\$985K
14 September, 2016	371 O'connor Dr	Detached	2	2	7	\$650K	\$645K
19 September, 2016	60 Rivercourt Blvd	Detached	3	3	6	\$839K	\$1,051K
	125 Durant Ave	Detached	2	2	7	\$900K	\$991K
	1155 Greenwood Ave	Detached	3	4	37	\$1,399K	\$1,387K
20 September, 2016	318 Linsmore Cres	Detached	4	5	8	\$1,799K	\$1,765K
23 September, 2016	96 Four Oaks Gate	Detached	2	2	7	\$899K	\$1,025K
27 September, 2016	60 Amsterdam Ave	Detached	4	2	6	\$579K	\$686K
1 October, 2016	38 Judith Dr	Detached	2	1	3	\$700K	\$908K
2 October, 2016	242 O'connor Dr	Semi-Detached	3	1	5	\$850K	\$910K
3 October, 2016	16 Roblin Ave	Detached	2	2	3	\$800K	\$950K

Data

Month, Day, Year of Sold Date	Address1	Property Type	Bedrooms	Washrooms	Days on the Market	List Price	Sold Price
7 October, 2016	105 Holborne Ave	Detached	3	4	4	\$1,199K	\$1,300K
12 October, 2016	504 Plains Rd	Detached	3	2	7	\$750K	\$850K
15 October, 2016	216 Gamble Ave	Semi-Detached	3	2	1	\$800K	\$801K
16 October, 2016	220 Westwood Ave	Semi-Detached	3	2	5	\$680K	\$731K
18 October, 2016	56 Four Oaks Gate	Detached	4	4	26	\$1,895K	\$1,800K
	146 Cadorna Ave	Detached	2	2	12	\$769K	\$955K
	354 Woodmount Ave	Detached	2	1	7	\$649K	\$875K
24 October, 2016	204 Glebemount Ave	Detached	2	2	5	\$799K	\$850K
26 October, 2016	229 Torrens Ave	Detached	3	4	45	\$1,300K	\$1,300K
27 October, 2016	30 Treadway Blvd	Detached	2	1	7	\$667K	\$811K
29 October, 2016	38 Balfour Ave	Townhouse	2	1	11	\$640K	\$620K
	303 Woodmount Ave	Detached	4	4	18	\$1,299K	\$1,299K
2 November, 2016	73 Cadorna Ave	Semi-Detached	3	1	8	\$729K	\$749K
	491 Plains Rd	Detached	2	2	7	\$679K	\$885K
4 November, 2016	484 Donlands Ave	Detached	2	2	9	\$649K	\$649K
7 November, 2016	275 Wolverleigh Blvd	Semi-Detached	3	2	6	\$750K	\$936K
15 November, 2016	31 Roblin Ave	Detached	2	2	8	\$749K	\$900K
21 November, 2016	227 King Edward Ave	Detached	2	3	6	\$600K	\$691K
22 November, 2016	67 Wallington Ave	Detached	3	2	5	\$679K	\$701K
23 November, 2016	15 Doncaster Ave	Detached	2	2	15	\$680K	\$680K
26 November, 2016	311 Linsmore Cres	Detached	3	2	24	\$1,000K	\$975K
28 November, 2016	157 Durant Ave	Detached	4	3	3	\$1,288K	\$1,298K
30 November, 2016	4 Trimontium Cres	Detached	4	4	1	\$1,359K	\$1,645K
1 December, 2016	318 Donlands Ave	Semi-Detached	3	2	7	\$629K	\$712K
2 December, 2016	14 Rivercourt Blvd	Detached	2	1	16	\$850K	\$832K
3 December, 2016	132 O'connor Dr	Townhouse	1	2	80	\$770K	\$752K
6 December, 2016	24 Four Oaks Gate	Detached	4	2	20	\$1,299K	\$1,250K
	227 Linsmore Cres	Semi-Detached	2	1	11	\$489K	\$461K

Data

Month, Day, Year of Sold Date	Address1	Property Type	Bedrooms	Washrooms	Days on the Market	List Price	Sold Price
13 December, 2016	2 Dunkirk Rd	Detached	2	1	8	\$799K	\$851K
	43 Westlake Cres	Detached	4	4	7	\$1,469K	\$1,455K
	365 Woodmount Ave	Detached	1	2	7	\$759K	\$941K
20 December, 2016	85 Cadorna Ave	Detached	2	1	7	\$699K	\$925K
17 January, 2017	62 Northridge Ave	Detached	2	2	6	\$749K	\$999K
21 January, 2017	27 Palmer Ave	Townhouse	3	2	15	\$549K	\$534K
23 January, 2017	222 Torrens Ave	Semi-Detached	3	2	5	\$689K	\$900K
27 January, 2017	84 Linsmore Cres	Semi-Detached	3	2	2	\$700K	\$890K
31 January, 2017	55 Northridge Ave	Detached	2	2	6	\$750K	\$1,103K
1 February, 2017	180 Woodville Ave	Semi-Detached	2	2	2	\$689K	\$803K
6 February, 2017	4 Derwyn Rd	Detached	2	2	63	\$999K	\$1,100K
8 February, 2017	74 Northridge Ave	Detached	2	2	1	\$750K	\$1,103K
13 February, 2017	157 Gamble Ave	Detached	3	2	4	\$900K	\$1,127K
15 February, 2017	510 Donlands Ave	Detached	4	6	7	\$1,490K	\$1,750K
24 February, 2017	82 Four Oaks Gate	Detached	4	4	2	\$1,590K	\$1,815K
7 March, 2017	21 Rivercourt Blvd	Detached	2	2	6	\$899K	\$1,105K
	489 Plains Rd	Detached	2	1	7	\$799K	\$926K
9 March, 2017	72 Northridge Ave	Detached	4	4	6	\$1,490K	\$1,805K
14 March, 2017	9 Rednor Rd	Detached	3	3	4	\$989K	\$1,360K
	34 Holborne Ave	Detached	5	2	7	\$1,000K	\$1,083K
	307 Glebemount Ave	Detached	2	2	1	\$829K	\$1,100K
19 March, 2017	49 Roblin Ave	Detached	2	3	1	\$879K	\$1,125K
20 March, 2017	277 Torrens Ave	Detached	4	3	12	\$1,089K	\$1,350K
21 March, 2017	52 Lankin Blvd	Detached	4	5	4	\$1,699K	\$1,830K
28 March, 2017	1 Ralston Ave	Detached	3	2	6	\$999K	\$1,310K
	461 Donlands Ave	Detached	3	1	2	\$1,000K	\$950K
2 April, 2017	60 Frater Ave	Detached	2	2	13	\$788K	\$835K
4 April, 2017	6 Airley Cres	Detached	3	4	7	\$1,200K	\$1,300K

Data

Month, Day, Year of Sold Date	Address1	Property Type	Bedrooms	Washrooms	Days on the Market	List Price	Sold Price
4 April, 2017	21 Norlong Blvd	Detached	3	2	5	\$775K	\$991K
	21 Rednor Rd	Detached	2	1	11	\$900K	\$1,065K
6 April, 2017	329 Donlands Ave	Detached	2	2	3	\$700K	\$850K
7 April, 2017	335 Cosburn Ave	Detached	2	2	10	\$850K	\$851K
8 April, 2017	11 Hutton Ave	Detached	2	2	4	\$800K	\$995K
12 April, 2017	4 Machockie Rd	Detached	4	3	8	\$1,088K	\$1,310K
21 April, 2017	567 O'connor Dr	Detached	3	3	11	\$749K	\$870K
24 April, 2017	224 Cosburn Ave	Semi-Detached	1	2	17	\$500K	\$550K
25 April, 2017	12 Athlone Rd	Detached	3	3	7	\$1,289K	\$1,250K
1 May, 2017	1802, 10 Edgecliffe Gfwy	Condo	2	1	15	\$310K	\$320K
2 May, 2017	149 Memorial Park Ave	Detached	2	1	7	\$739K	\$932K
3 May, 2017	220 Westwood Ave	Semi-Detached	3	2	7	\$949K	\$1,153K
4 May, 2017	423 O'connor Dr	Detached	3	3	2	\$1,095K	\$1,050K
8 May, 2017	223 Torrens Ave	Detached	3	4	7	\$1,300K	\$1,282K
15 May, 2017	519 Donlands Ave	Detached	3	1	13	\$750K	\$715K
16 May, 2017	1152 Greenwood Ave	Detached	3	3	6	\$1,159K	\$1,305K
17 May, 2017	109 Furnival Rd	Detached	4	2	7	\$799K	\$835K
28 May, 2017	867 Coxwell Ave	Detached	2	2	5	\$790K	\$790K
29 May, 2017	18 Derwyn Rd	Detached	3	4	6	\$1,299K	\$1,371K
2 June, 2017	6 Norlong Blvd	Detached	3	4	2	\$1,525K	\$1,475K
4 June, 2017	459 Donlands Ave	Detached	4	3	37	\$885K	\$870K
11 June, 2017	1386 Woodbine Ave	Detached	2	2	42	\$899K	\$850K
12 June, 2017	21 Chilton Rd	Detached	2	1	4	\$799K	\$799K
14 June, 2017	1158 Greenwood Ave	Detached	3	3	7	\$1,150K	\$1,150K
15 June, 2017	1113 Greenwood Ave	Detached	2	2	1	\$799K	\$799K
19 June, 2017	67 Chilton Rd	Detached	3	1	5	\$899K	\$975K
20 June, 2017	486 Main St	Semi-Detached	3	3	13	\$849K	\$925K
21 June, 2017	48 Bonnie Brae Blvd	Semi-Detached	3	2	15	\$749K	\$730K

Data

Month, Day, Year of Sold Date	Address1	Property Type	Bedrooms	Washrooms	Days on the Market	List Price	Sold Price
22 June, 2017	17 Machockie Rd	Detached	3	4	10	\$1,599K	\$1,685K
	451 O'connor Dr	Detached	3	2	38	\$799K	\$774K
25 June, 2017	92 Four Oaks Gate	Detached	2	2	19	\$990K	\$1,100K
28 June, 2017	293 Cosburn Ave	Detached	2	1	5	\$679K	\$679K
	551 Donlands Ave	Detached	3	2	27	\$879K	\$868K
29 June, 2017	93 Binswood Ave	Detached	3	2	5	\$1,049K	\$1,025K
30 June, 2017	378 O'connor Dr	Detached	2	2	37	\$720K	\$720K
5 July, 2017	195 Torrens Ave	Semi-Detached	3	2	7	\$699K	\$790K
6 July, 2017	98 Lesmount Ave	Detached	3	4	10	\$1,449K	\$1,368K
7 July, 2017	265 Gamble Ave	Detached	2	1	43	\$699K	\$700K
11 July, 2017	89 Lankin Blvd	Detached	4	5	0	\$1,770K	\$1,750K
12 July, 2017	317 Linsmore Cres	Detached	2	2	6	\$969K	\$964K
17 July, 2017	204 Gamble Ave	Semi-Detached	2	3	3	\$729K	\$719K
21 July, 2017	18 Roblin Ave	Detached	2	2	10	\$879K	\$852K
9 August, 2017	23 Rivercourt Blvd	Detached	3	3	6	\$1,050K	\$1,040K
11 August, 2017	215 Gamble Ave	Detached	3	4	46	\$1,135K	\$1,075K
17 August, 2017	335 Cosburn Ave	Detached	2	2	37	\$750K	\$695K
18 August, 2017	231 Torrens Ave	Detached	2	2	59	\$769K	\$735K
23 August, 2017	15 Norlong Blvd	Detached	4	4	61	\$1,749K	\$1,682K
29 August, 2017	63 Thyra Ave	Detached	3	4	31	\$1,000K	\$988K
31 August, 2017	7 Derwyn Rd	Detached	2	2	43	\$939K	\$850K
	183 Woodycrest Ave	Semi-Detached	3	1	2	\$789K	\$866K
11 September, 2017	30 Cadorna Ave	Detached	3	4	34	\$1,449K	\$1,415K
	68 Binswood Ave	Detached	2	2	21	\$950K	\$900K
19 September, 2017	101 Cadorna Ave	Detached	4	4	8	\$1,290K	\$1,220K
22 September, 2017	187 O'connor Dr	Detached	1	1	4	\$750K	\$725K
23 September, 2017	53 Pepler Ave	Detached	3	2	9	\$1,225K	\$1,175K
4 October, 2017	61 Rivercourt Blvd	Detached	3	3	34	\$1,199K	\$1,156K

Data

Month, Day, Year of Sold Date	Address1	Property Type	Bedrooms	Washrooms	Days on the Market	List Price	Sold Price
10 October, 2017	6 Judith Dr	Detached	2	2	28	\$928K	\$895K
	9 Plains Rd	Detached	3	4	21	\$1,549K	\$1,485K
11 October, 2017	470 Strathmore Blvd	Semi-Detached	3	2	5	\$860K	\$892K
12 October, 2017	50 Four Oaks Gate	Detached	4	5	10	\$2,359K	\$2,250K
16 October, 2017	88 Leroy Ave	Detached	2	2	8	\$800K	\$851K
19 October, 2017	65 Derwyn Rd	Detached	4	4	22	\$1,750K	\$1,625K
24 October, 2017	32 Taylor Dr	Detached	3	3	26	\$1,300K	\$1,210K
	460 Plains Rd	Detached	4	2	1	\$695K	\$870K
29 October, 2017	464 Plains Rd	Detached	2	2	3	\$699K	\$870K
1 November, 2017	63 Derwyn Rd	Detached	2	2	51	\$939K	\$875K
4 November, 2017	93 Lankin Blvd	Detached	2	2	9	\$919K	\$880K
14 November, 2017	207 Queensdale Ave	Semi-Detached	3	2	12	\$869K	\$855K
18 November, 2017	28 St Hubert Ave	Detached	4	5	4	\$1,499K	\$1,540K
22 November, 2017	322 Woodmount Ave	Detached	4	4	6	\$1,330K	\$1,330K
5 December, 2017	118 Cadorna Ave	Detached	4	4	5	\$1,679K	\$1,679K
17 December, 2017	1000 Greenwood Ave	Semi-Detached	3	1	13	\$875K	\$850K
13 January, 2018	519 Donlands Ave	Detached	3	3	17	\$1,099K	\$1,063K
23 January, 2018	529 Donlands Ave	Detached	3	2	8	\$650K	\$725K
	1139 Greenwood Ave	Detached	3	3	6	\$1,148K	\$1,315K
12 February, 2018	61 Cadorna Ave	Semi-Detached	3	2	14	\$880K	\$900K
15 February, 2018	81 Binswood Ave	Detached	4	2	2	\$989K	\$1,049K
	99 Cadorna Ave	Detached	4	4	98	\$1,499K	\$1,485K
23 February, 2018	132 Cadorna Ave	Detached	2	2	10	\$900K	\$1,000K
28 February, 2018	56 St Hubert Ave	Detached	4	4	55	\$1,700K	\$1,630K
1 March, 2018	87 Cadorna Ave	Detached	2	2	7	\$900K	\$878K
11 March, 2018	15 Hutton Ave	Detached	2	2	2	\$950K	\$1,050K
15 March, 2018	15 Milton Rd	Detached	2	2	6	\$899K	\$930K
19 March, 2018	176 Durant Ave	Detached	3	4	19	\$1,599K	\$1,559K

Data

Month, Day, Year of Sold Date	Address1	Property Type	Bedrooms	Washrooms	Days on the Market	List Price	Sold Price
21 March, 2018	491 Donlands Ave	Detached	4	5	15	\$999K	\$1,075K
22 March, 2018	854 Cosburn Ave	Detached	2	2	20	\$849K	\$850K
26 March, 2018	59 St Hubert Ave	Detached	4	4	2	\$1,669K	\$1,660K
27 March, 2018	312 Glebemount Ave	Detached	4	4	6	\$1,499K	\$1,750K
28 March, 2018	482 Donlands Ave	Detached	2	2	6	\$599K	\$660K