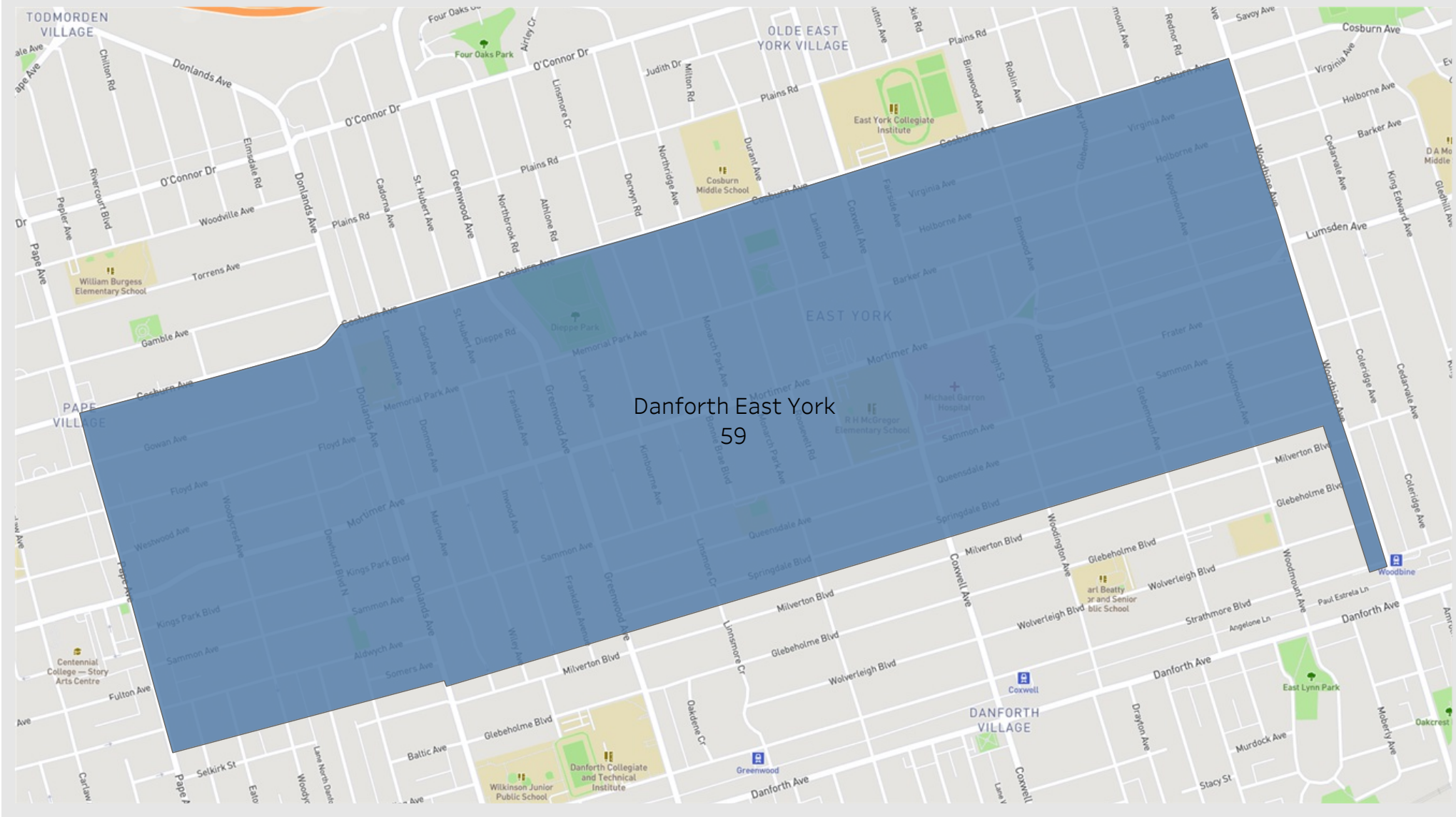


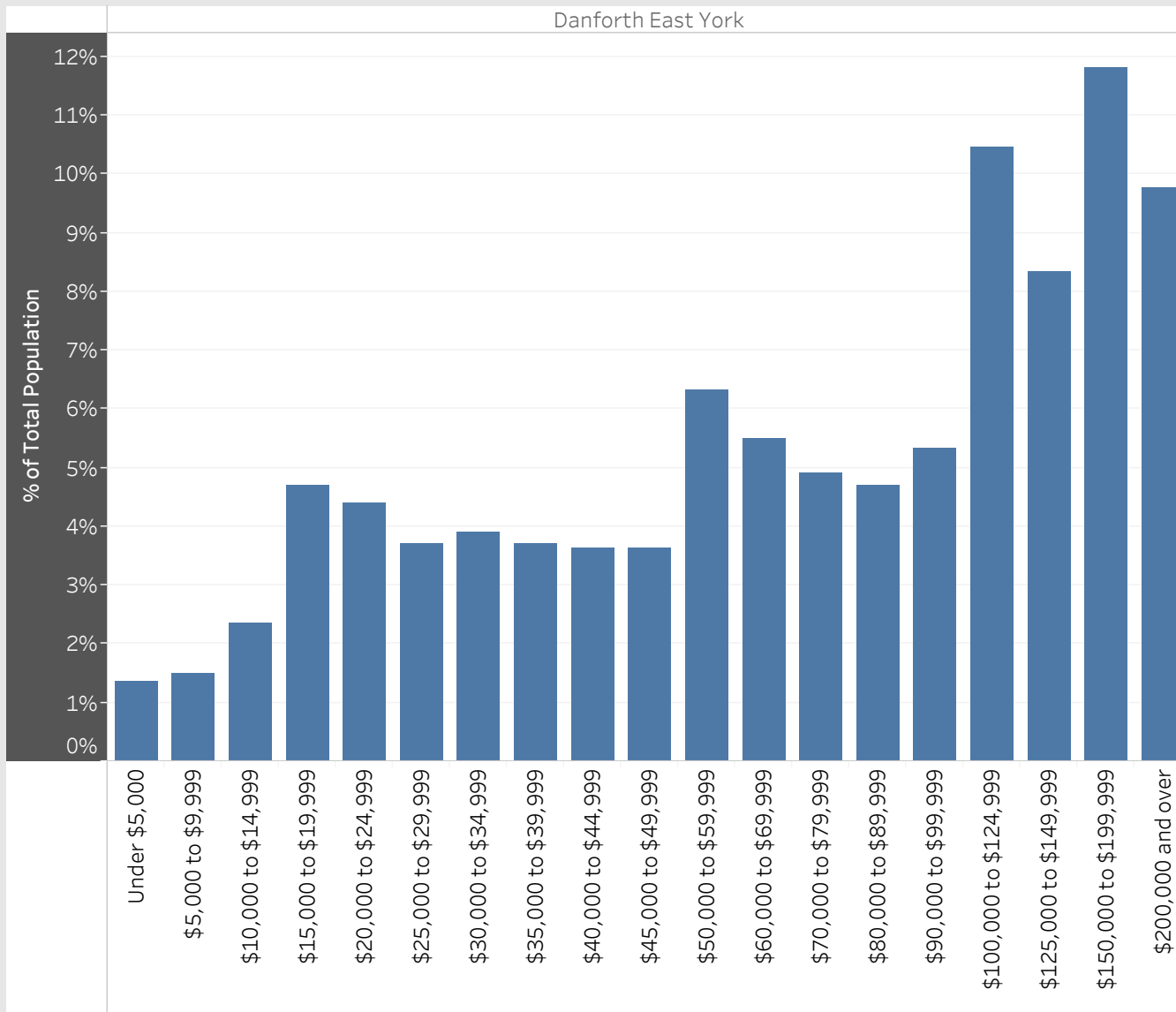
Danforth East York
Neighbourhood Breakdown
July 1st, 2015 - March 31st, 2018



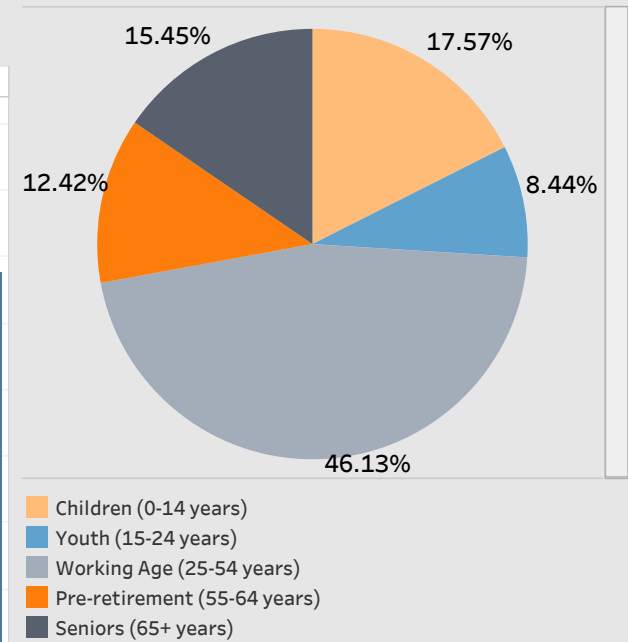
Danforth East York
59

2016 StatsCan Data

Household Income in Danforth East York



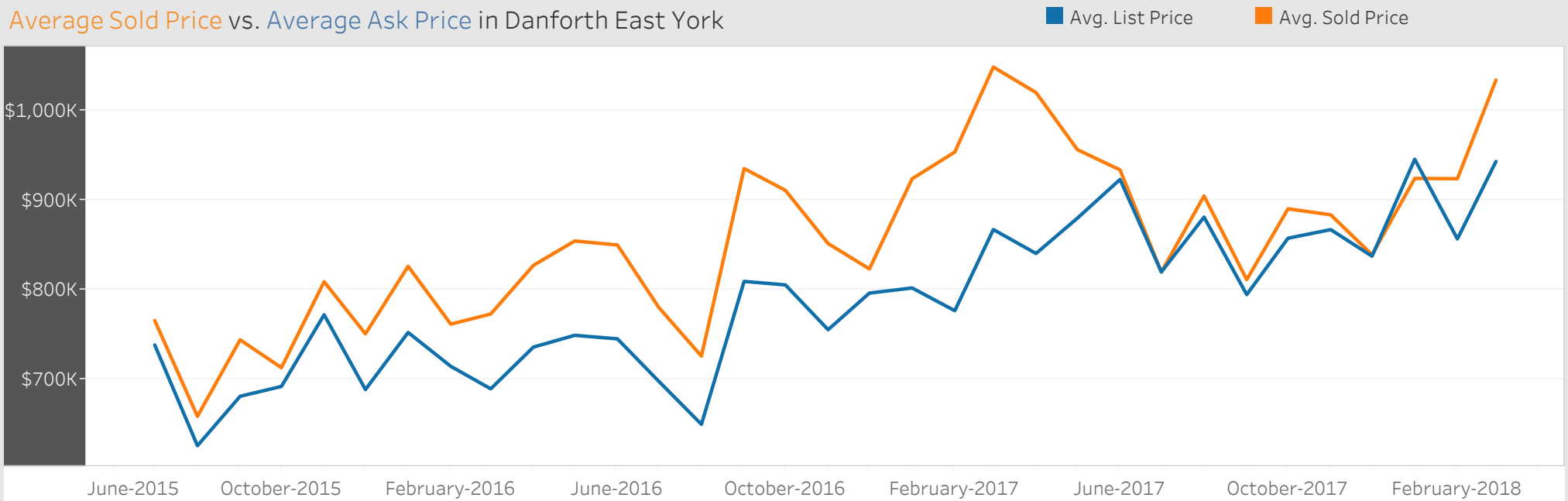
Age



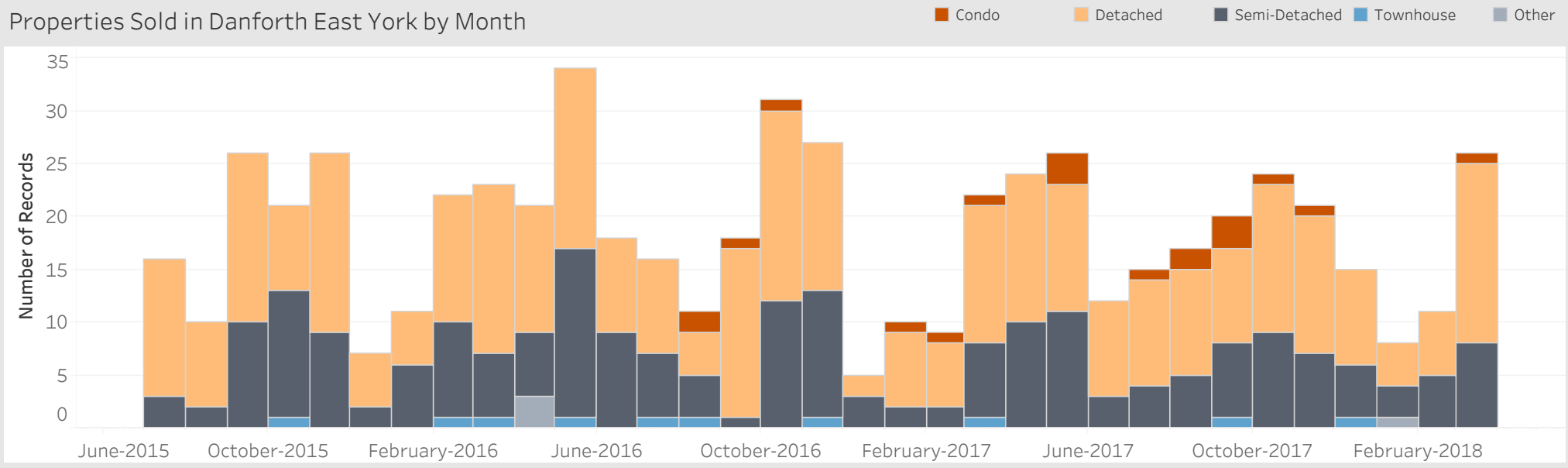
Visible Minorities

Not a visible minority	70.13%
Chinese	8.95%
South Asian	6.03%
Black	4.10%
Filipino	2.57%
Latin American	1.76%
Japanese	1.52%
Multiple visible minorities	1.43%
West Asian	0.91%
Korean	0.82%
Southeast Asian	0.82%
Arab	0.56%
Visible minority; n.i.e.	0.41%

Average Sold Price vs. Average Ask Price in Danforth East York



Properties Sold in Danforth East York by Month



Data

Month, Day, Year of Sold Date	Address1	Property Type	Bedrooms	Washrooms	Days on the Market	List Price	Sold Price
6 July, 2015	128 Woodington Ave, Toronto	Semi-Detached	3	2	8	\$550K	\$560K
7 July, 2015	377 Sammon Ave, Toronto	Detached	2	1	9	\$550K	\$651K
8 July, 2015	23 Holborne Ave, Toronto	Detached	4	2	9	\$630K	\$662K
	257 Sammon Ave, Toronto	Semi-Detached	4	2	27	\$800K	\$776K
12 July, 2015	337 Cosburn Ave, Toronto	Detached	4	4	20	\$1,089K	\$1,040K
	337 Springdale Blvd, Toronto	Semi-Detached	3	2	6	\$599K	\$685K
13 July, 2015	119 Frankdale Ave, Toronto	Detached	4	2	8	\$975K	\$960K
14 July, 2015	106 Marlow Ave, Toronto	Detached	2	1	23	\$540K	\$500K
	745 Cosburn Ave, Toronto	Detached	2	1	8	\$539K	\$660K
15 July, 2015	45 Linnsmore Cres, Toronto	Detached	4	2	38	\$998K	\$970K
16 July, 2015	22 Durant Ave, Toronto	Detached	3	2	56	\$735K	\$733K
20 July, 2015	94 Aldwych Ave, Toronto	Detached	4	3	6	\$788K	\$928K
	654 Mortimer Ave, Toronto	Detached	1	2	6	\$499K	\$550K
26 July, 2015	171 Glebemount Ave, Toronto	Detached	3	2	21	\$729K	\$709K
	173 Woodycrest Ave, Toronto	Detached	3	2	5	\$1,098K	\$1,100K
30 July, 2015	130 Holborne Ave, Toronto	Detached	3	4	10	\$699K	\$770K
5 August, 2015	491 Cosburn Ave, Toronto	Semi-Detached	3	3	9	\$599K	\$670K
12 August, 2015	69 Marlow Ave, Toronto	Detached	3	4	24	\$825K	\$800K
13 August, 2015	805 Sammon Ave, Toronto	Detached	2	1	17	\$515K	\$538K
18 August, 2015	128 Barker Ave, Toronto	Detached	1	1	7	\$450K	\$535K
21 August, 2015	27 Knight St, Toronto	Detached	4	3	4	\$800K	\$800K
	188 Linsmore Cres, Toronto	Detached	2	2	26	\$599K	\$550K
23 August, 2015	140 Gowan Ave, Toronto	Detached	3	2	20	\$650K	\$599K
24 August, 2015	75 Queensdale Ave, Toronto	Semi-Detached	3	2	7	\$699K	\$801K
30 August, 2015	92 Kings Park Blvd, Toronto	Detached	2	1	7	\$599K	\$772K
	1290 Woodbine Ave, Toronto	Detached	2	2	47	\$529K	\$527K
2 September, 2015	468 Main St, Toronto	Detached	2	2	6	\$600K	\$580K
4 September, 2015	31 Dunkirk Rd, Toronto	Semi-Detached	3	2	11	\$599K	\$595K

Data

Month, Day, Year of Sold Date	Address1	Property Type	Bedrooms	Washrooms	Days on the Market	List Price	Sold Price
9 September, 2015	99 Frankdale Ave, Toronto	Detached	2	2	10	\$630K	\$793K
10 September, 2015	190 Woodmount Ave, Toronto	Detached	2	2	29	\$630K	\$600K
	356 Mortimer Ave, Toronto	Semi-Detached	3	2	2	\$550K	\$715K
14 September, 2015	647 Mortimer Ave, Toronto	Detached	3	2	6	\$499K	\$540K
16 September, 2015	543 Milverton Blvd, Toronto	Semi-Detached	3	2	10	\$589K	\$705K
	779 Sammon Ave, Toronto	Detached	3	2	19	\$645K	\$640K
18 September, 2015	43 Dunkirk Rd, Toronto	Detached	1	3	4	\$615K	\$605K
21 September, 2015	38 Eaton Ave, Toronto	Detached	3	4	9	\$1,399K	\$1,500K
	123 Linsmore Cres, Toronto	Semi-Detached	3	3	7	\$549K	\$661K
	182 Gowan Ave, Toronto	Detached	3	4	12	\$900K	\$900K
22 September, 2015	126 Springdale Blvd, Toronto	Semi-Detached	3	1	1	\$700K	\$785K
	601 Mortimer Ave, Toronto	Detached	4	4	9	\$850K	\$920K
23 September, 2015	129 Memorial Park Ave, Toronto	Detached	2	2	8	\$700K	\$765K
26 September, 2015	195 Woodmount Ave, Toronto	Detached	3	2	3	\$599K	\$600K
27 September, 2015	40 Kings Park Blvd, Toronto	Detached	2	1	4	\$840K	\$950K
	254 Mortimer Ave, Toronto	Semi-Detached	3	2	12	\$719K	\$698K
	259 Glebemount Ave, Toronto	Detached	3	2	6	\$600K	\$785K
28 September, 2015	28 Kimbourne Ave, Toronto	Semi-Detached	3	2	6	\$599K	\$733K
	90 Gates Ave, Toronto	Detached	3	2	7	\$680K	\$737K
	117 Memorial Park Ave, Toronto	Detached	3	2	6	\$790K	\$885K
	128 Woodington Ave, Toronto	Semi-Detached	3	2		\$649K	\$735K
29 September, 2015	137 Holborne Ave, Toronto	Semi-Detached	2	2	1	\$540K	\$650K
	167 Gamble Ave, Toronto	Semi-Detached	2	2	9	\$549K	\$545K
	206 Woodmount Ave, Toronto	Detached	3	2	8	\$699K	\$731K
4 October, 2015	31 Wiley Ave, Toronto	Semi-Detached	2	2	6	\$599K	\$745K
	301 Cosburn Ave, Toronto	Detached	2	2	25	\$647K	\$620K
7 October, 2015	208 Springdale Blvd, Toronto	Semi-Detached	3	2	8	\$580K	\$565K
	325 Queensdale Ave, Toronto	Semi-Detached	3	3	23	\$729K	\$722K

Data

Month, Day, Year of Sold Date	Address1	Property Type	Bedrooms	Washrooms	Days on the Market	List Price	Sold Price
7 October, 2015	859 Pape Ave, Toronto	Townhouse	3	2	23	\$499K	\$515K
12 October, 2015	26 Woodington Ave, Toronto	Semi-Detached	3	2	5	\$699K	\$700K
15 October, 2015	88 Frater Ave, Toronto	Semi-Detached	3	2	9	\$769K	\$860K
	932 Greenwood Ave, Toronto	Detached	2	2	10	\$690K	\$689K
16 October, 2015	60 Kimbourne Ave, Toronto	Detached	4	2	3	\$799K	\$760K
18 October, 2015	196 Gowan Ave, Toronto	Detached	3	2	5	\$566K	\$648K
19 October, 2015	249 Springdale Blvd, Toronto	Semi-Detached	3	2	6	\$749K	\$815K
20 October, 2015	619 Cosburn Ave, Toronto	Detached	4	4	9	\$999K	\$1,100K
21 October, 2015	34 Virginia Ave, Toronto	Semi-Detached	3	2	29	\$649K	\$635K
	44 Frater Ave, Toronto	Detached	2	2	8	\$550K	\$600K
22 October, 2015	164 Glebemount Ave, Toronto	Detached	5	4	36	\$1,100K	\$1,015K
23 October, 2015	267 Monarch Park Ave, Toronto	Semi-Detached	3	3	10	\$699K	\$740K
24 October, 2015	253 Sammon Ave, Toronto	Semi-Detached	3	1	5	\$360K	\$360K
26 October, 2015	31 Inwood Ave, Toronto	Semi-Detached	3	1	8	\$640K	\$701K
	659 Mortimer Ave, Toronto	Semi-Detached	3	2	6	\$599K	\$600K
27 October, 2015	7 Queensdale Ave, Toronto	Semi-Detached	3	1	7	\$670K	\$650K
29 October, 2015	706 Sammon Ave, Toronto	Detached	3	4	8	\$950K	\$940K
2 November, 2015	45 Kings Park Blvd, Toronto	Detached	4	2	7	\$830K	\$865K
	106 Virginia Ave, Toronto	Detached	2	1	9	\$650K	\$681K
3 November, 2015	662 Mortimer Ave, Toronto	Detached	2	2	7	\$450K	\$572K
5 November, 2015	93 A Memorial Park Ave, Toronto	Detached	3	4	15	\$1,220K	\$1,190K
	273 Queensdale Ave, Toronto	Detached	2	2	2	\$680K	\$680K
6 November, 2015	217 Westwood Ave, Toronto	Semi-Detached	3	3	9	\$699K	\$715K
9 November, 2015	45 Westlake Cres, Toronto	Detached	3	2	7	\$770K	\$875K
	191 Woodycrest Ave, Toronto	Semi-Detached	3	1	5	\$599K	\$681K
	509 Sammon Ave, Toronto	Detached	3	2	5	\$530K	\$669K
10 November, 2015	122 Holborne Ave, Toronto	Semi-Detached	3	2	12	\$749K	\$795K
	160 Aldwych Ave, Toronto	Detached	3	3	8	\$899K	\$879K

Data

Month, Day, Year of Sold Date	Address1	Property Type	Bedrooms	Washrooms	Days on the Market	List Price	Sold Price
10 November, 2015	199 Woodmount Ave, Toronto	Detached	2	2	14	\$699K	\$680K
	202 Woodycrest Ave, Toronto	Detached	4	4	9	\$1,199K	\$1,199K
	204 Queensdale Ave, Toronto	Semi-Detached	2	1	9	\$490K	\$550K
11 November, 2015	164 Aldwych Ave, Toronto	Detached	4	5	7	\$1,399K	\$1,525K
14 November, 2015	205 Queensdale Ave, Toronto	Detached	2	1	6	\$530K	\$552K
16 November, 2015	287 Monarch Park Ave, Toronto	Semi-Detached	3	2	7	\$700K	\$776K
17 November, 2015	30 Barfield Ave, Toronto	Detached	4	4	13	\$1,324K	\$1,255K
19 November, 2015	95 Memorial Park Ave, Toronto	Detached	4	4	12	\$730K	\$725K
23 November, 2015	26 Sammon Ave, Toronto	Semi-Detached	3	3	46	\$619K	\$601K
	104 Mortimer Ave, Toronto	Semi-Detached	2	1	21	\$580K	\$563K
	171 Langford Ave, Toronto	Detached	2	2	5	\$699K	\$790K
24 November, 2015	69 Holborne Ave, Toronto	Detached	3	4	15	\$1,049K	\$1,040K
25 November, 2015	190 Woodycrest Ave, Toronto	Detached	4	2	24	\$888K	\$865K
29 November, 2015	383 Sammon Ave, Toronto	Semi-Detached	3	2	7	\$599K	\$678K
30 November, 2015	130 Woodmount Ave, Toronto	Semi-Detached	3	2	6	\$499K	\$634K
2 December, 2015	57 Leroy Ave, Toronto	Detached	2	1	13	\$579K	\$700K
4 December, 2015	50 Frater Ave, Toronto	Detached	3	3	24	\$899K	\$868K
7 December, 2015	262 Westwood Ave, Toronto	Detached	2	2	8	\$699K	\$795K
8 December, 2015	235 Springdale Blvd, Toronto	Semi-Detached	2	2	6	\$579K	\$711K
13 December, 2015	773 Sammon Ave, Toronto	Semi-Detached	3	2	7	\$529K	\$625K
21 December, 2015	165 Floyd Ave, Toronto	Detached	2	2	8	\$609K	\$663K
22 December, 2015	3B Holborne Ave, Toronto	Detached	3	4	27	\$929K	\$895K
3 January, 2016	22 St Hubert St, Toronto	Detached	2	2	81	\$749K	\$740K
13 January, 2016	16 Wiley Ave, Toronto	Detached	3	2	3	\$699K	\$699K
17 January, 2016	19 Marlow Ave, Toronto	Semi-Detached	3	1	6	\$679K	\$867K
	69 Queensdale Ave, Toronto	Semi-Detached	3	2	6	\$749K	\$830K
18 January, 2016	271 Monarch Park Ave, Toronto	Semi-Detached	2	2	7	\$535K	\$705K
	272 Glebemount Ave, Toronto	Detached	4	4	64	\$1,399K	\$1,335K

Data

Month, Day, Year of Sold Date	Address1	Property Type	Bedrooms	Washrooms	Days on the Market	List Price	Sold Price
24 January, 2016	127 Holborne Ave	Detached	3	2	6	\$700K	\$700K
26 January, 2016	100 Sammon Ave	Semi-Detached	2	2	6	\$600K	\$802K
27 January, 2016	320 Monarch Park Ave	Semi-Detached	3	1	7	\$700K	\$790K
28 January, 2016	208 Springdale Blvd	Semi-Detached	3	2	3	\$769K	\$855K
29 January, 2016	677 Cosburn Ave	Detached	2	3	9	\$699K	\$765K
2 February, 2016	156 Springdale Blvd	Semi-Detached	3	2	6	\$729K	\$770K
3 February, 2016	71 Frater Ave	Detached	2	2	6	\$550K	\$610K
	225 Springdale Blvd	Semi-Detached	2	2	1	\$660K	\$632K
5 February, 2016	93 B Memorial Park Ave	Detached	3	4	3	\$1,250K	\$1,235K
8 February, 2016	358 Sammon Ave	Semi-Detached	3	2	7	\$749K	\$783K
9 February, 2016	42 Inwood Ave	Detached	3	2	6	\$749K	\$852K
	92 Virginia Ave	Detached	4	3	8	\$749K	\$865K
10 February, 2016	2 Cadorna Ave	Detached	3	2	27	\$740K	\$720K
	158 Langford Ave	Semi-Detached	3	2	7	\$699K	\$873K
	279 Queensdale Ave	Detached	3	3	7	\$749K	\$782K
17 February, 2016	340 Queensdale Ave	Semi-Detached	3	2	6	\$649K	\$775K
22 February, 2016	9 Northbrook Rd	Detached	2	2	7	\$699K	\$780K
	699 Mortimer Ave	Semi-Detached	2	3	4	\$739K	\$735K
	788 Sammon Ave	Detached	4	3	25	\$839K	\$795K
	836 Sammon Ave	Detached	1	2	6	\$550K	\$605K
23 February, 2016	132 Woodington Ave	Semi-Detached	3	2	6	\$750K	\$820K
	470 Sammon Ave	Townhouse	4	3	7	\$599K	\$681K
24 February, 2016	668 Mortimer Ave	Detached	1	1	8	\$430K	\$480K
25 February, 2016	11 Lesmount Ave	Semi-Detached	3	2	9	\$750K	\$750K
	67 Leroy Ave	Detached	6	3	42	\$899K	\$899K
28 February, 2016	95 Barker Ave	Detached	3	2	9	\$650K	\$718K
29 February, 2016	77 Muriel Ave	Semi-Detached	3	2	6	\$549K	\$600K
1 March, 2016	805 Sammon Ave	Detached	2	2	22	\$750K	\$765K

Data

Month, Day, Year of Sold Date	Address1	Property Type	Bedrooms	Washrooms	Days on the Market	List Price	Sold Price
2 March, 2016	57 Virginia Ave	Detached	3	4	7	\$950K	\$945K
	262 Sammon Ave	Townhouse	2	1	7	\$430K	\$420K
3 March, 2016	265 Glebemount Ave	Detached	1	1	6	\$550K	\$635K
7 March, 2016	130 Glebemount Ave	Detached	3	2	6	\$699K	\$850K
	162 Langford Ave	Detached	3	2	5	\$790K	\$1,001K
9 March, 2016	8 Dunkirk Rd	Detached	2	1	14	\$580K	\$760K
11 March, 2016	71 Lesmount Ave	Detached	2	2	7	\$699K	\$805K
13 March, 2016	118 Marlow Ave	Detached	2	2	6	\$699K	\$750K
14 March, 2016	99 Wiley Ave	Detached	3	4	12	\$979K	\$984K
15 March, 2016	262 Queensdale Ave	Detached	3	2	5	\$600K	\$747K
17 March, 2016	58 Frater Ave	Detached	2	3	6	\$749K	\$885K
	185 Woodycrest Ave	Semi-Detached	3	2	1	\$700K	\$915K
19 March, 2016	192A Queensdale Ave	Semi-Detached	3	2	9	\$660K	\$753K
21 March, 2016	39 Aldwych Ave	Detached	2	1	6	\$679K	\$715K
	639 Mortimer Ave	Detached	2	2	6	\$519K	\$710K
23 March, 2016	18 Mckayfield Rd	Detached	2	2	1	\$649K	\$836K
24 March, 2016	17 Inwood Ave	Detached	2	2	9	\$699K	\$710K
30 March, 2016	356 Milverton Blvd	Semi-Detached	3	1	7	\$699K	\$751K
	442 Sammon Ave	Semi-Detached	2	3	6	\$699K	\$705K
31 March, 2016	148 Woodington Ave	Semi-Detached	3	3	8	\$769K	\$781K
	163 Donlands Ave	Semi-Detached	3	2	9	\$638K	\$680K
	321 Cosburn Ave	Detached	2	2	3	\$679K	\$677K
4 April, 2016	563 Milverton Blvd	Semi-Detached	3	4	14	\$699K	\$733K
6 April, 2016	119 Springdale Blvd	Semi-Detached	3	3	8	\$730K	\$853K
7 April, 2016	135 Sammon Ave	Other	7	11	158	\$1,900K	\$2,150K
8 April, 2016	317 Monarch Park Ave	Detached	3	5	17	\$1,099K	\$1,090K
11 April, 2016	24 Kimbourne Ave	Semi-Detached	3	2	11	\$839K	\$825K
	367 Mortimer Ave	Detached	2	1	2	\$688K	\$740K

Data

Month, Day, Year of Sold Date	Address1	Property Type	Bedrooms	Washrooms	Days on the Market	List Price	Sold Price
12 April, 2016	511 Sammon Ave	Detached	2	2	6	\$639K	\$775K
19 April, 2016	24 Frankdale Ave	Other	0	0	15	\$515K	\$498K
	24A Frankdale Ave	Other	0	0	15	\$515K	\$498K
	674 Mortimer Ave	Detached	2	1	7	\$489K	\$563K
20 April, 2016	34 Athlone Rd	Detached	2	2	7	\$729K	\$949K
22 April, 2016	208 Gowan Ave	Detached	2	1	15	\$710K	\$700K
23 April, 2016	685 Mortimer Ave	Detached	1	1	2	\$349K	\$500K
25 April, 2016	7 Cadorna Ave	Semi-Detached	3	2	6	\$689K	\$827K
26 April, 2016	40 Aldwych Ave	Detached	2	2	8	\$675K	\$670K
	996 Greenwood Ave	Semi-Detached	3	2	7	\$599K	\$753K
27 April, 2016	99 Memorial Park Ave	Detached	2	4	0	\$900K	\$985K
	119 Durant Ave	Detached	2	2	0	\$700K	\$850K
28 April, 2016	1 Marlow Ave	Detached	3	1	16	\$799K	\$870K
	6 Bonnie Brae Blvd	Semi-Detached	3	2	6	\$600K	\$769K
	24 Wiley Ave	Detached	1	1	7	\$599K	\$776K
2 May, 2016	224 Linsmore Cres	Semi-Detached	3	2	5	\$700K	\$840K
3 May, 2016	21 Queensdale Ave	Detached	3	2	6	\$700K	\$762K
	263 Gamble Ave	Detached	3	2	7	\$600K	\$630K
	298 Monarch Park Ave	Semi-Detached	3	2	7	\$700K	\$907K
4 May, 2016	839 Sammon Ave	Townhouse	2	1	5	\$400K	\$561K
5 May, 2016	92 Woodmount Ave	Semi-Detached	3	2	3	\$639K	\$700K
7 May, 2016	162 Aldwych Ave	Detached	4	5	25	\$1,688K	\$1,615K
9 May, 2016	12 Donmore Ave	Detached	3	2	6	\$879K	\$900K
	121 Cadorna Ave	Detached	2	2	8	\$699K	\$845K
	795 Coxwell Ave	Detached	3	4	5	\$899K	\$950K
10 May, 2016	59 Queensdale Ave	Detached	3	2	8	\$825K	\$910K
	123 Linsmore Cres	Semi-Detached	3	5	12	\$999K	\$985K
11 May, 2016	184 Gamble Ave	Detached	4	2	16	\$699K	\$699K

Data

Month, Day, Year of Sold Date	Address1	Property Type	Bedrooms	Washrooms	Days on the Market	List Price	Sold Price
13 May, 2016	48 Aldwych Ave	Semi-Detached	3	1	2	\$699K	\$910K
	699 Cosburn Ave	Semi-Detached	2	1	1	\$529K	\$529K
14 May, 2016	104 Marlow Ave	Detached	2	1	5	\$499K	\$577K
16 May, 2016	19 Leroy Ave	Semi-Detached	3	2	7	\$699K	\$875K
17 May, 2016	111 Linsmore Cres	Semi-Detached	3	1	7	\$625K	\$802K
	493 Mortimer Ave	Semi-Detached	3	1	7	\$700K	\$725K
18 May, 2016	22 Leroy Ave	Detached	2	3	7	\$690K	\$850K
19 May, 2016	98 Queensdale Ave	Semi-Detached	3	2	7	\$699K	\$770K
20 May, 2016	212 Donlands Ave	Detached	2	1	24	\$729K	\$750K
24 May, 2016	186 Queensdale Ave	Semi-Detached	3	1	6	\$650K	\$751K
25 May, 2016	31 Strathmore Blvd	Semi-Detached	3	3	16	\$729K	\$890K
	212 Glebemount Ave	Semi-Detached	4	3	9	\$779K	\$981K
	662 Sammon Ave	Detached	2	1	7	\$615K	\$610K
26 May, 2016	97 Marlow Ave	Detached	2	2	2	\$699K	\$805K
28 May, 2016	62 Kings Park Blvd	Semi-Detached	3	2	3	\$649K	\$887K
30 May, 2016	18 Wiley Ave	Detached	3	2	6	\$699K	\$870K
	127 Memorial Park Ave	Detached	3	2	5	\$699K	\$811K
	166 Woodycrest Ave	Semi-Detached	3	2	5	\$799K	\$989K
31 May, 2016	35 Roosevelt Rd	Detached	3	3	5	\$825K	\$950K
	244 Dewhurst Blvd N	Detached	3	4	7	\$1,300K	\$1,431K
	554 Milverton Blvd	Semi-Detached	3	2	5	\$740K	\$981K
1 June, 2016	15 Holborne Ave	Detached	2	1	6	\$549K	\$610K
	138 Wolverleigh Blvd	Semi-Detached	3	2	9	\$800K	\$851K
2 June, 2016	1070 Greenwood Ave	Semi-Detached	3	2	7	\$759K	\$780K
6 June, 2016	743 Sammon Ave	Detached	3	3	5	\$990K	\$1,280K
8 June, 2016	356 Sammon Ave	Semi-Detached	3	2	9	\$599K	\$736K
13 June, 2016	10 Memorial Park Ave	Detached	2	2	5	\$699K	\$935K
	52 Springdale Blvd	Semi-Detached	3	2	6	\$800K	\$1,058K

Data

Month, Day, Year of Sold Date	Address1	Property Type	Bedrooms	Washrooms	Days on the Market	List Price	Sold Price
15 June, 2016	8 Cadorna Ave	Detached	3	2	8	\$749K	\$850K
	107 Barker Ave	Semi-Detached	3	2	9	\$699K	\$740K
16 June, 2016	282 Monarch Park Ave	Semi-Detached	2	2	14	\$599K	\$575K
17 June, 2016	110 Woodmount Ave	Semi-Detached	3	1	2	\$679K	\$758K
20 June, 2016	50 Aldwych Ave	Detached	3	3	5	\$1,050K	\$1,155K
22 June, 2016	211 Woodmount Ave	Detached	2	2	6	\$700K	\$741K
23 June, 2016	85 Milverton Blvd	Semi-Detached	3	2	7	\$699K	\$747K
26 June, 2016	39 Roosevelt Rd	Detached	3	2	5	\$919K	\$912K
27 June, 2016	203 Dewhurst Blvd N	Semi-Detached	3	2	7	\$729K	\$810K
28 June, 2016	309 Springdale Blvd	Detached	3	2	5	\$700K	\$910K
29 June, 2016	78 Leroy Ave	Detached	3	2	5	\$699K	\$851K
6 July, 2016	103 Marlow Ave	Detached	2	1	1	\$499K	\$580K
7 July, 2016	375 Sammon Ave	Detached	2	2	8	\$618K	\$640K
13 July, 2016	74 Kimbourne Ave	Detached	4	2	7	\$850K	\$875K
14 July, 2016	114 Queensdale Ave	Semi-Detached	3	4	6	\$980K	\$955K
15 July, 2016	6 Dunkirk Rd	Detached	2	2	23	\$750K	\$700K
18 July, 2016	213 Queensdale Ave	Semi-Detached	3	3	7	\$729K	\$880K
19 July, 2016	157 Gledhill Ave	Detached	3	2	6	\$700K	\$740K
20 July, 2016	28 Kings Park Blvd	Semi-Detached	4	2	13	\$900K	\$1,000K
	821 Sammon Ave	Townhouse	2	2	6	\$399K	\$600K
22 July, 2016	83 Virginia Ave	Detached	2	1	8	\$700K	\$718K
27 July, 2016	6 Somers Ave	Semi-Detached	3	1	7	\$650K	\$760K
	46 Kimbourne Ave	Detached	3	1	7	\$749K	\$960K
	163 Springdale Blvd	Semi-Detached	3	1	7	\$649K	\$761K
	311 Wolverleigh Blvd	Semi-Detached	3	2	9	\$699K	\$743K
	686 Mortimer Ave	Detached	2	2	7	\$500K	\$626K
28 July, 2016	296 Cosburn Ave	Detached	3	3	7	\$800K	\$950K
9 August, 2016	169 Woodycrest Ave	Semi-Detached	3	2	14	\$799K	\$775K

Data

Month, Day, Year of Sold Date	Address1	Property Type	Bedrooms	Washrooms	Days on the Market	List Price	Sold Price
9 August, 2016	510, 280 Donlands Ave	Condo	1	1	59	\$300K	\$290K
11 August, 2016	79 Frater Ave	Semi-Detached	3	2	14	\$889K	\$980K
	187 Gowan Ave	Detached	2	2	7	\$699K	\$860K
13 August, 2016	809, 280 Donlands Ave	Condo	2	2	16	\$469K	\$470K
16 August, 2016	108 Marlow Ave	Detached	2	1	6	\$499K	\$671K
23 August, 2016	71 Marlow Ave	Detached	6	4	6	\$700K	\$747K
24 August, 2016	23 Springdale Blvd	Semi-Detached	3	1	9	\$699K	\$850K
29 August, 2016	1154 Woodbine Ave	Detached	3	2	6	\$650K	\$765K
30 August, 2016	843 Sammon Ave	Townhouse	2	2	7	\$500K	\$655K
31 August, 2016	455 Milverton Blvd	Semi-Detached	3	2	6	\$949K	\$925K
9 September, 2016	82 Lesmount Ave	Detached	3	4	42	\$1,299K	\$1,260K
10 September, 2016	513 Sammon Ave	Detached	3	1	4	\$700K	\$788K
13 September, 2016	171 Woodmount Ave	Detached	2	2	5	\$700K	\$875K
14 September, 2016	78 Marlow Ave	Detached	3	4	7	\$900K	\$1,001K
	101 Marlow Ave	Detached	2	2	7	\$699K	\$841K
15 September, 2016	151 Woodycrest Ave	Detached	2	2	9	\$749K	\$880K
	680 Mortimer Ave	Detached	2	2	2	\$500K	\$650K
16 September, 2016	94 Kings Park Blvd	Detached	2	2	4	\$759K	\$1,001K
19 September, 2016	96 Wiley Ave	Detached	2	2	7	\$649K	\$770K
	303, 280 Donlands Ave	Condo	1	1	13	\$339K	\$335K
20 September, 2016	4 Aldwych Ave	Detached	2	1	7	\$499K	\$681K
	24 Leroy Ave	Detached	3	2	7	\$949K	\$1,130K
	127 Holborne Ave	Detached	3	3	1	\$949K	\$1,050K
21 September, 2016	147 Donlands Ave	Semi-Detached	3	2	7	\$649K	\$768K
22 September, 2016	727 Sammon Ave	Detached	2	2	2	\$900K	\$1,000K
23 September, 2016	214 Glebemount Ave	Detached	3	4	4	\$1,200K	\$1,230K
24 September, 2016	52 Sammon Ave	Detached	3	3	1	\$879K	\$1,120K
29 September, 2016	6 Frankdale Ave	Detached	4	5	1	\$1,250K	\$1,450K

Data

Month, Day, Year of Sold Date	Address1	Property Type	Bedrooms	Washrooms	Days on the Market	List Price	Sold Price
3 October, 2016	42 Aldwych Ave	Detached	2	2	5	\$699K	\$843K
	285 Mortimer Ave	Detached	2	1	5	\$700K	\$773K
	666 Greenwood Ave	Detached	2	2	5	\$799K	\$1,050K
4 October, 2016	214 Dewhurst Blvd N	Semi-Detached	3	1	6	\$699K	\$827K
	216 Glebemount Ave	Detached	3	3	6	\$700K	\$930K
5 October, 2016	54 Sammon Ave	Detached	1	2	9	\$699K	\$840K
	73 Virginia Ave	Detached	3	3	7	\$849K	\$1,051K
	115 Aldwych Ave	Semi-Detached	3	2	7	\$550K	\$611K
8 October, 2016	499 Mortimer Ave	Semi-Detached	3	2	17	\$699K	\$713K
11 October, 2016	93 Kings Park Blvd	Detached	2	2	1	\$729K	\$921K
	122 Donlands Ave	Semi-Detached	3	1	7	\$699K	\$847K
	256 Dewhurst Blvd N	Detached	4	3	16	\$999K	\$940K
	256 Mortimer Ave	Semi-Detached	3	3	0	\$700K	\$900K
	392 Mortimer Ave	Semi-Detached	3	2	8	\$550K	\$625K
12 October, 2016	969 Greenwood Ave	Detached	3	2	7	\$795K	\$927K
13 October, 2016	106 Holborne Ave	Detached	3	4	21	\$1,399K	\$1,388K
15 October, 2016	1002, 280 Donlands Ave	Condo	1	1	1	\$388K	\$380K
17 October, 2016	363 Sammon Ave	Detached	3	2	5	\$800K	\$855K
18 October, 2016	27 Mckayfield Rd	Detached	2	2	7	\$748K	\$999K
	133 Woodycrest Ave	Semi-Detached	3	2	6	\$799K	\$981K
19 October, 2016	10 Somers Ave	Semi-Detached	3	2	8	\$700K	\$893K
	145 Virginia Ave	Detached	4	4	8	\$1,350K	\$1,450K
21 October, 2016	103 Sammon Ave	Detached	3	3	18	\$1,250K	\$1,205K
	155 Monarch Park Ave	Semi-Detached	3	2	7	\$700K	\$821K
23 October, 2016	606 Mortimer Ave	Detached	2	1	18	\$800K	\$810K
24 October, 2016	126 Donlands Ave	Semi-Detached	3	2	4	\$749K	\$720K
	289 Queensdale Ave	Detached	2	2	6	\$599K	\$841K
25 October, 2016	24 Binswood Ave	Detached	4	4	6	\$1,299K	\$1,450K

Data

Month, Day, Year of Sold Date	Address1	Property Type	Bedrooms	Washrooms	Days on the Market	List Price	Sold Price
25 October, 2016	380 Strathmore Blvd	Detached	4	2	11	\$889K	\$1,010K
	460 Milverton Blvd	Semi-Detached	3	2	5	\$700K	\$700K
28 October, 2016	233 Monarch Park Ave	Semi-Detached	3	4	10	\$935K	\$935K
1 November, 2016	698 Mortimer Ave	Semi-Detached	2	3	13	\$699K	\$694K
2 November, 2016	164 Langford Ave	Detached	4	2	5	\$1,200K	\$1,353K
	968 Greenwood Ave	Semi-Detached	3	2	6	\$729K	\$750K
4 November, 2016	120 Queensdale Ave	Semi-Detached	3	1	7	\$599K	\$690K
	363 Strathmore Blvd	Detached	3	3	8	\$900K	\$970K
10 November, 2016	76 Frankdale Ave	Semi-Detached	3	2	1	\$749K	\$926K
	340 Monarch Park Ave	Detached	2	2	22	\$779K	\$779K
11 November, 2016	288 Cosburn Ave	Detached	2	2	2	\$829K	\$810K
14 November, 2016	5 Crestland Ave	Detached	2	2	5	\$800K	\$900K
	23 Leroy Ave	Semi-Detached	3	2	5	\$699K	\$775K
15 November, 2016	121 Queensdale Ave	Semi-Detached	2	2	6	\$599K	\$785K
16 November, 2016	192 Queensdale Ave	Semi-Detached	3	1	14	\$879K	\$850K
	201 Torrens Ave	Semi-Detached	3	2	6	\$600K	\$630K
	341 Cosburn Ave	Detached	2	2	15	\$749K	\$737K
17 November, 2016	253 Glebeholme Blvd	Semi-Detached	3	2	15	\$749K	\$930K
18 November, 2016	92 Marlow Ave	Detached	2	1	23	\$749K	\$735K
19 November, 2016	30 Roosevelt Rd	Detached	3	4	3	\$1,000K	\$1,275K
	212 Woodmount Ave	Detached	3	2	11	\$669K	\$658K
21 November, 2016	8 Crestland Ave	Detached	2	2	5	\$700K	\$880K
23 November, 2016	154 Langford Ave	Semi-Detached	3	2	7	\$849K	\$1,110K
	245 Dewhurst Blvd N	Detached	3	2	8	\$649K	\$755K
24 November, 2016	11 Queensdale Ave	Semi-Detached	3	1	7	\$699K	\$782K
27 November, 2016	262 Sammon Ave	Townhouse	2	2	4	\$549K	\$660K
28 November, 2016	109 Frankdale Ave	Detached	4	4	5	\$1,070K	\$1,363K
29 November, 2016	818 Sammon Ave	Semi-Detached	2	1	6	\$530K	\$625K

Data

Month, Day, Year of Sold Date	Address1	Property Type	Bedrooms	Washrooms	Days on the Market	List Price	Sold Price
29 November, 2016	1024 Greenwood Ave	Detached	3	2	5	\$700K	\$890K
30 November, 2016	50 Frankdale Ave	Detached	2	2	16	\$679K	\$679K
3 December, 2016	928 Greenwood Ave	Detached	2	2	1	\$809K	\$800K
6 December, 2016	122 Holborne Ave	Semi-Detached	3	2	22	\$850K	\$835K
7 December, 2016	118 Marlow Ave	Detached	2	2	6	\$729K	\$778K
20 December, 2016	117 Aldwych Ave	Semi-Detached	3	1	8	\$700K	\$810K
29 December, 2016	40 Strathmore Blvd	Semi-Detached	3	2	59	\$894K	\$894K
18 January, 2017	8 Southridge Ave	Detached	2	1	8	\$800K	\$902K
	210 Floyd Ave	Detached	2	2	7	\$650K	\$1,012K
19 January, 2017	1007, 280 Donlands Ave	Condo	1	1	1	\$339K	\$360K
20 January, 2017	39 Marlow Ave	Semi-Detached	3	2	2	\$739K	\$1,000K
	293 Queensdale Ave	Detached	1	2	11	\$746K	\$746K
23 January, 2017	42 Virginia Ave	Detached	3	2	7	\$1,300K	\$1,350K
24 January, 2017	15 Lesmount Ave	Detached	3	2	6	\$950K	\$1,280K
31 January, 2017	317 Gowan Ave	Detached	3	2	151	\$700K	\$695K
	489 Strathmore Blvd	Semi-Detached	2	3	18	\$1,098K	\$1,055K
	535 Sammon Ave	Detached	2	1	6	\$699K	\$836K
2 February, 2017	17 Queensdale Ave	Detached	3	3	1	\$989K	\$1,250K
	71 Frater Ave	Detached	3	2	8	\$899K	\$975K
6 February, 2017	908, 280 Donlands Ave	Condo	1	1	5	\$320K	\$350K
7 February, 2017	129 Queensdale Ave	Semi-Detached	2	1	7	\$600K	\$835K
15 February, 2017	274 Queensdale Ave	Detached	3	2	1	\$699K	\$905K
21 February, 2017	196 Donlands Ave	Detached	2	2	6	\$750K	\$910K
26 February, 2017	1003 Greenwood Ave	Semi-Detached	2	1	0	\$649K	\$790K
28 February, 2017	28 Maryland Blvd	Detached	3	2	6	\$700K	\$1,030K
	71 Inwood Ave	Detached	4	5	7	\$1,385K	\$1,535K
1 March, 2017	261 Monarch Park Ave	Semi-Detached	2	1	2	\$650K	\$860K
2 March, 2017	853 Pape Ave	Detached	2	2	3	\$799K	\$799K

Data

Month, Day, Year of Sold Date	Address1	Property Type	Bedrooms	Washrooms	Days on the Market	List Price	Sold Price
6 March, 2017	53 Aldwych Ave	Detached	4	3	6	\$999K	\$1,125K
	65 Frater Ave	Detached	2	1	6	\$729K	\$982K
8 March, 2017	32 Dunkirk Rd	Semi-Detached	3	4	8	\$888K	\$1,269K
	253 Sammon Ave	Semi-Detached	3	4	7	\$1,075K	\$1,150K
9 March, 2017	202, 280 Donlands Ave	Condo	2	2	3	\$545K	\$575K
	599 Mortimer Ave	Detached	2	2	9	\$750K	\$950K
10 March, 2017	27 Holborne Ave	Detached	3	4	2	\$1,000K	\$1,300K
12 March, 2017	502 Mortimer Ave	Detached	2	2	11	\$749K	\$1,000K
13 March, 2017	10 Eaton Ave	Detached	3	3	8	\$1,349K	\$1,349K
14 March, 2017	46 Marlow Ave	Semi-Detached	3	2	5	\$950K	\$1,106K
16 March, 2017	318 Monarch Park Rd	Semi-Detached	3	1	6	\$749K	\$785K
17 March, 2017	1076 Greenwood Ave	Detached	3	2	10	\$898K	\$890K
22 March, 2017	831 Sammon Ave	Townhouse	2	2	6	\$589K	\$821K
23 March, 2017	66 Holborne Ave	Detached	4	5	9	\$1,500K	\$1,910K
	169 Queensdale Ave	Semi-Detached	3	2	1	\$749K	\$1,165K
28 March, 2017	7 Dieppe Rd	Detached	2	2	1	\$790K	\$1,106K
	30 Crestland Ave	Detached	2	2	14	\$900K	\$935K
	30 Kimbourne Ave	Semi-Detached	3	1	6	\$799K	\$930K
	641 Mortimer Ave	Detached	1	2	6	\$730K	\$850K
31 March, 2017	130 Eaton Ave	Detached	2	2	6	\$890K	\$1,200K
3 April, 2017	80 Barker Ave	Detached	2	2	5	\$680K	\$966K
	291 Springdale Blvd	Detached	3	2	5	\$850K	\$1,151K
4 April, 2017	74 Wiley Ave	Detached	4	4	7	\$1,289K	\$1,550K
5 April, 2017	17 Lesmount Ave	Detached	3	2	8	\$989K	\$1,130K
6 April, 2017	59 Barker Ave	Detached	2	2	7	\$799K	\$1,087K
8 April, 2017	417 Strathmore Blvd	Semi-Detached	3	3	5	\$799K	\$980K
10 April, 2017	25 Leroy Ave	Semi-Detached	3	2	6	\$749K	\$965K
	206 Glebemount Ave	Detached	3	2	4	\$900K	\$1,295K

Data

Month, Day, Year of Sold Date	Address1	Property Type	Bedrooms	Washrooms	Days on the Market	List Price	Sold Price
10 April, 2017	615 Mortimer Ave	Detached	2	2	5	\$798K	\$910K
11 April, 2017	16 Cadorna Ave	Semi-Detached	3	3	8	\$899K	\$1,100K
12 April, 2017	227 Woodmount Ave	Detached	2	1	7	\$719K	\$907K
	262 Queensdale Ave	Detached	4	4	7	\$999K	\$1,405K
13 April, 2017	91 Cadorna Ave	Detached	2	2	2	\$850K	\$1,066K
18 April, 2017	247 Dewhurst Blvd N	Detached	3	3	13	\$1,198K	\$1,198K
22 April, 2017	814 Sammon Ave	Detached	2	1	16	\$849K	\$840K
23 April, 2017	102 Springdale Blvd	Semi-Detached	2	1	5	\$600K	\$610K
24 April, 2017	19A Frankdale Ave	Detached	3	2	6	\$799K	\$901K
	49 Marlow Ave	Semi-Detached	3	2	6	\$800K	\$1,033K
	130 Woodmount Ave	Semi-Detached	3	2	6	\$729K	\$828K
	135 Woodycrest Ave	Semi-Detached	3	2	6	\$849K	\$1,150K
	612 Mortimer Ave	Detached	2	2	6	\$800K	\$850K
25 April, 2017	70 Cadorna Ave	Semi-Detached	2	1	7	\$630K	\$615K
	780 Sammon Ave	Semi-Detached	3	2	7	\$899K	\$1,060K
30 April, 2017	587 Sammon Ave	Semi-Detached	3	2	3	\$699K	\$875K
1 May, 2017	167 Queensdale Ave	Semi-Detached	3	2	6	\$899K	\$1,055K
2 May, 2017	32 Gates Ave	Detached	3	3	7	\$980K	\$1,100K
	47 Aldwych Ave	Detached	3	2	7	\$1,149K	\$1,125K
	73 Kimbourne Ave	Detached	3	5	8	\$1,295K	\$1,560K
6 May, 2017	18 Kings Park Blvd	Semi-Detached	3	3	4	\$900K	\$1,100K
8 May, 2017	61 Frankdale Ave	Semi-Detached	3	2	13	\$965K	\$961K
9 May, 2017	20 Queensdale Ave	Detached	2	1	5	\$679K	\$640K
10 May, 2017	16 Inwood Ave	Semi-Detached	3	2	14	\$799K	\$785K
	19 Somers Ave	Semi-Detached	3	2	7	\$799K	\$952K
	563 Sammon Ave	Semi-Detached	2	2	7	\$799K	\$875K
12 May, 2017	287 Springdale Blvd	Detached	2	2	11	\$959K	\$940K
14 May, 2017	17B Knight St	Semi-Detached	3	3	11	\$1,000K	\$1,240K

Data

Month, Day, Year of Sold Date	Address1	Property Type	Bedrooms	Washrooms	Days on the Market	List Price	Sold Price
16 May, 2017	107 Woodycrest Ave	Detached	4	4	7	\$1,249K	\$1,556K
	604, 280 Donlands Ave	Condo	1	1	5	\$390K	\$461K
17 May, 2017	203 Gowan Ave	Detached	3	3	6	\$899K	\$1,125K
	293 Sammon Ave	Semi-Detached	3	2	8	\$949K	\$1,000K
18 May, 2017	127 Glebemount Ave	Semi-Detached	3	2	8	\$900K	\$890K
	142 Eaton Ave	Detached	3	2	9	\$1,200K	\$1,150K
	407, 280 Donlands Ave	Condo	2	2	15	\$548K	\$535K
19 May, 2017	12 Leroy Ave	Detached	2	2	17	\$800K	\$790K
25 May, 2017	385A Mortimer Ave	Detached	3	3	18	\$1,000K	\$1,000K
	1004 Greenwood Ave	Semi-Detached	3	1	16	\$719K	\$725K
27 May, 2017	210, 280 Donlands Ave	Condo	2	2	12	\$499K	\$499K
29 May, 2017	9 Wiley Ave	Detached	2	1	6	\$849K	\$849K
	345 Glebemount Ave	Detached	2	2	6	\$749K	\$825K
31 May, 2017	126 Dewhurst Blvd	Semi-Detached	4	2	8	\$900K	\$1,120K
6 June, 2017	153 Milverton Blvd	Semi-Detached	3	2	7	\$788K	\$840K
8 June, 2017	44 Frater Ave	Detached	2	2	10	\$799K	\$823K
11 June, 2017	200 Donlands Ave	Detached	2	1	6	\$700K	\$700K
14 June, 2017	130 Springdale Blvd	Detached	3	2	6	\$829K	\$950K
17 June, 2017	35 Leroy Ave	Detached	3	2	11	\$799K	\$820K
18 June, 2017	52 Wiley Ave	Detached	3	3	4	\$1,000K	\$1,075K
19 June, 2017	62 Leroy Ave	Detached	3	3	4	\$900K	\$895K
20 June, 2017	308 Monarch Park Ave	Semi-Detached	3	3	49	\$1,099K	\$1,030K
22 June, 2017	13 Lesmount Ave	Detached	3	2	1	\$899K	\$900K
23 June, 2017	17 Crestland Ave	Detached	2	1	9	\$749K	\$770K
29 June, 2017	130 Wolverleigh Blvd	Semi-Detached	3	3	27	\$1,188K	\$1,100K
30 June, 2017	241 Woodmount Ave	Detached	3	4	9	\$1,325K	\$1,300K
4 July, 2017	69 Frater Ave	Detached	2	1	12	\$749K	\$740K
8 July, 2017	147 Sammon Ave	Detached	3	1	4	\$800K	\$875K

Data

Month, Day, Year of Sold Date	Address1	Property Type	Bedrooms	Washrooms	Days on the Market	List Price	Sold Price
9 July, 2017	82 Springdale Blvd	Semi-Detached	3	2	11	\$799K	\$880K
11 July, 2017	804, 280 Donlands Ave	Condo	1	1	7	\$400K	\$458K
13 July, 2017	118 Marlow Ave	Detached	2	2	15	\$899K	\$876K
14 July, 2017	220 Woodmount Ave	Detached	2	2	46	\$749K	\$720K
17 July, 2017	770 Sammon Ave	Detached	2	2	26	\$800K	\$773K
20 July, 2017	138 Woodmount Ave	Detached	3	2	2	\$998K	\$980K
	161 Donlands Ave	Semi-Detached	3	2	16	\$739K	\$719K
21 July, 2017	326 Donlands Ave	Semi-Detached	2	2	11	\$639K	\$650K
	815 Cosburn Ave	Detached	3	4	36	\$1,098K	\$1,045K
25 July, 2017	18 Leroy Ave	Semi-Detached	3	2	28	\$1,000K	\$990K
26 July, 2017	613 Glebeholme Blvd	Detached	3	3	43	\$1,375K	\$1,355K
28 July, 2017	263 Springdale Blvd	Detached	2	1	11	\$625K	\$618K
31 July, 2017	1288 Woodbine Ave	Detached	2	2	4	\$629K	\$620K
1 August, 2017	251 Glebemount Ave	Detached	4	4	27	\$1,350K	\$1,300K
2 August, 2017	228 Donlands Ave	Detached	2	3	20	\$845K	\$830K
	240 Dewhurst Blvd N	Detached	2	2	43	\$859K	\$815K
4 August, 2017	93 Marlow Ave	Detached	3	2	1	\$999K	\$1,009K
9 August, 2017	175 Floyd Ave	Detached	2	1	9	\$750K	\$911K
10 August, 2017	243 Donlands Ave	Detached	3	3	7	\$899K	\$910K
12 August, 2017	9 Memorial Park Ave	Detached	4	5	18	\$1,799K	\$1,800K
	44 Marlow Ave	Semi-Detached	3	3	31	\$999K	\$925K
	103 Glebemount Ave	Semi-Detached	3	2	2	\$900K	\$906K
17 August, 2017	504, 280 Donlands Ave	Condo	1	1	7	\$400K	\$425K
	902, 280 Donlands Ave	Condo	2	2	42	\$530K	\$499K
18 August, 2017	197 Queensdale Ave	Semi-Detached	3	2	32	\$799K	\$800K
20 August, 2017	126 Aldwych Ave	Detached	4	2	5	\$999K	\$970K
22 August, 2017	300 Springdale Blvd	Detached	2	2	8	\$649K	\$791K
29 August, 2017	117 Linsmore Cres	Semi-Detached	3	1	7	\$650K	\$815K

Data

Month, Day, Year of Sold Date	Address1	Property Type	Bedrooms	Washrooms	Days on the Market	List Price	Sold Price
29 August, 2017	276 Springdale Blvd	Detached	2	1	4	\$700K	\$730K
30 August, 2017	30 Durant Ave	Semi-Detached	3	2	6	\$850K	\$940K
1 September, 2017	301, 280 Donlands Ave	Condo	1	1	1	\$439K	\$430K
5 September, 2017	61 Cadorna Ave	Semi-Detached	3	1	48	\$699K	\$650K
11 September, 2017	158D Glebemount Ave	Semi-Detached	3	3	4	\$975K	\$975K
	206 Woodmount Ave	Detached	3	2	5	\$949K	\$910K
12 September, 2017	26 Donmore Ave	Detached	1	1	20	\$679K	\$653K
13 September, 2017	269 Springdale Blvd	Detached	2	2	1	\$589K	\$735K
	599 Sammon Ave	Semi-Detached	3	3	9	\$789K	\$785K
15 September, 2017	83 Wiley Ave	Semi-Detached	2	1	11	\$600K	\$626K
	276 Gowan Ave	Detached	3	2	8	\$949K	\$920K
16 September, 2017	117 Woodmount Ave	Detached	3	2	2	\$1,030K	\$1,083K
18 September, 2017	111 Marlow Ave	Detached	3	3	6	\$987K	\$1,150K
	185 Sammon Ave	Semi-Detached	3	2	12	\$949K	\$945K
19 September, 2017	402, 280 Donlands Ave	Condo	2	2	54	\$499K	\$490K
20 September, 2017	7 Dieppe Rd	Detached	2	2	8	\$989K	\$910K
21 September, 2017	54 Kimbourne Ave	Detached	4	4	2	\$1,399K	\$1,550K
26 September, 2017	208, 280 Donlands Ave	Condo	2	2	12	\$490K	\$475K
	833 Sammon Ave	Townhouse	2	1	7	\$625K	\$620K
	1020 Greenwood Ave	Semi-Detached	3	1	5	\$600K	\$625K
27 September, 2017	50 Wiley Ave	Detached	3	3	19	\$959K	\$925K
28 September, 2017	29 Leroy Ave	Semi-Detached	3	2	16	\$699K	\$770K
3 October, 2017	21 Cadorna Ave	Detached	3	2	13	\$749K	\$765K
	175 Woodycrest Ave	Detached	3	2	6	\$1,299K	\$1,290K
	439 Mortimer Ave	Semi-Detached	3	2	11	\$749K	\$749K
4 October, 2017	127 Virginia Ave	Detached	4	4	13	\$1,350K	\$1,300K
8 October, 2017	409 Mortimer Ave	Detached	2	1	19	\$679K	\$630K
10 October, 2017	90 Aldwych Ave	Detached	3	3	20	\$1,175K	\$1,177K

Data

Month, Day, Year of Sold Date	Address1	Property Type	Bedrooms	Washrooms	Days on the Market	List Price	Sold Price
11 October, 2017	45 Frater Ave	Detached	2	2	15	\$729K	\$751K
	108 Springdale Blvd	Semi-Detached	2	1	1	\$710K	\$770K
17 October, 2017	165 Queensdale Ave	Semi-Detached	3	2	6	\$929K	\$926K
	171 Linsmore Cres	Semi-Detached	3	2	6	\$800K	\$985K
19 October, 2017	209, 280 Donlands Ave	Condo	1	1	8	\$349K	\$410K
	219 Queensdale Ave	Detached	3	2	17	\$798K	\$861K
20 October, 2017	25 Dunkirk Rd	Detached	3	3	3	\$1,150K	\$1,100K
	133 Linsmore Cres	Semi-Detached	3	2	1	\$900K	\$960K
22 October, 2017	21 Somers Ave	Semi-Detached	3	1	3	\$749K	\$850K
	156 Virginia Ave	Detached	3	4	38	\$949K	\$910K
23 October, 2017	666 Mortimer Ave	Detached	1	2	6	\$580K	\$565K
25 October, 2017	6 Queensdale Ave	Semi-Detached	3	2	7	\$699K	\$795K
	72 Queensdale Ave	Detached	2	2	14	\$599K	\$600K
	419 Sammon Ave	Detached	3	2	2	\$899K	\$1,001K
26 October, 2017	94 Virginia Ave	Detached	3	4	20	\$830K	\$820K
27 October, 2017	6 Holborne Ave	Detached	3	4	2	\$1,399K	\$1,400K
	48 Durant Ave	Semi-Detached	3	2	0	\$799K	\$978K
	100 Springdale Blvd	Semi-Detached	2	2	8	\$710K	\$772K
1 November, 2017	103 Marlow Ave	Detached	3	2	6	\$949K	\$1,073K
2 November, 2017	6 Somers Ave	Semi-Detached	3	1	8	\$849K	\$835K
3 November, 2017	478 Mortimer Ave	Detached	2	2	8	\$700K	\$871K
6 November, 2017	339 Sammon Ave	Semi-Detached	3	2	7	\$759K	\$811K
	1158 Woodbine Ave	Detached	3	1	7	\$590K	\$515K
7 November, 2017	345 Queensdale Ave	Detached	2	2	3	\$600K	\$650K
10 November, 2017	74 Barker Ave	Detached	4	5	16	\$1,499K	\$1,420K
12 November, 2017	559 Sammon Ave	Semi-Detached	3	1	1	\$650K	\$691K
	745 Sammon Ave	Detached	3	2	3	\$869K	\$882K
14 November, 2017	43 Virginia Ave	Detached	4	3	7	\$1,289K	\$1,250K

Data

Month, Day, Year of Sold Date	Address1	Property Type	Bedrooms	Washrooms	Days on the Market	List Price	Sold Price
14 November, 2017	600 Milverton Blvd	Detached	3	2	7	\$949K	\$935K
	795 Coxwell Ave	Detached	3	4	11	\$998K	\$1,080K
	810, 280 Donlands Ave	Condo	1	1	12	\$350K	\$390K
17 November, 2017	167 Monarch Park Ave	Semi-Detached	3	2	9	\$850K	\$849K
20 November, 2017	705 Mortimer Ave	Detached	1	1	6	\$575K	\$585K
	1026 Greenwood Ave	Semi-Detached	3	2	13	\$879K	\$850K
21 November, 2017	96 Virginia Ave	Detached	3	2	33	\$1,100K	\$950K
	460 Milverton Blvd	Semi-Detached	3	4	7	\$850K	\$1,053K
26 November, 2017	72 Barker Ave	Detached	3	3	5	\$998K	\$1,054K
	943 Pape St	Detached	2	2	39	\$905K	\$850K
27 November, 2017	120 Queensdale Ave	Semi-Detached	3	2	7	\$1,000K	\$960K
4 December, 2017	51 Sammon Ave	Detached	3	2	10	\$949K	\$1,001K
5 December, 2017	303 Queensdale Ave	Detached	2	2	46	\$899K	\$910K
6 December, 2017	377 Sammon Ave	Detached	2	2	34	\$900K	\$890K
8 December, 2017	209 Queensdale Ave	Semi-Detached	3	2	18	\$889K	\$855K
13 December, 2017	466 Sammon Ave	Townhouse	3	3	8	\$799K	\$800K
14 December, 2017	679 Mortimer Ave	Detached	3	2	9	\$700K	\$685K
15 December, 2017	39 Glebemount Ave	Semi-Detached	4	3	32	\$725K	\$726K
	43 Frater Ave	Detached	3	2	16	\$850K	\$840K
16 December, 2017	110 Marlow Ave	Detached	2	2	29	\$950K	\$940K
19 December, 2017	43 Aldwych Ave	Detached	3	2	7	\$899K	\$1,203K
20 December, 2017	131 Donlands Ave	Semi-Detached	3	1	18	\$650K	\$610K
	182 Woodmount Ave	Detached	3	4	44	\$1,099K	\$1,040K
23 December, 2017	207 Gamble Ave	Semi-Detached	2	1	21	\$689K	\$635K
	229 Dewhurst Blvd	Semi-Detached	3	2	9	\$799K	\$750K
24 December, 2017	692 Cosburn Ave	Detached	2	1	20	\$765K	\$700K
3 January, 2018	40 Durant Ave	Semi-Detached	3	3	7	\$800K	\$800K
9 January, 2018	176 Virginia Ave	Semi-Detached	3	2	11	\$675K	\$660K

Data

Month, Day, Year of Sold Date	Address1	Property Type	Bedrooms	Washrooms	Days on the Market	List Price	Sold Price
15 January, 2018	166 Virginia Ave	Semi-Detached	3	2	5	\$700K	\$752K
	271 Glebemount Ave	Detached	3	5	32	\$1,450K	\$1,410K
23 January, 2018	156 Glebemount Ave	Other	4	3	84	\$1,099K	\$1,025K
	218 Glebemount Ave	Detached	4	4	29	\$1,500K	\$1,435K
	240 Woodmount Ave	Detached	1	2	7	\$589K	\$560K
24 January, 2018	210 Woodmount Ave	Detached	2	2	82	\$750K	\$750K
7 February, 2018	187 Queensdale Ave	Semi-Detached	3	2	8	\$899K	\$930K
12 February, 2018	236 Queensdale Ave	Detached	2	1	7	\$699K	\$775K
13 February, 2018	38 Durant Ave	Semi-Detached	3	2	7	\$900K	\$995K
20 February, 2018	513 Sammon Ave	Detached	3	3	7	\$899K	\$885K
	1022 Greenwood Ave	Detached	3	2	7	\$849K	\$930K
21 February, 2018	307 Monarch Park Ave	Detached	3	2	7	\$899K	\$1,000K
22 February, 2018	118 Linsmore Cres	Semi-Detached	3	2	0	\$950K	\$950K
	499 Sammon Ave	Detached	3	2	1	\$900K	\$1,001K
24 February, 2018	695 Mortimer Ave	Semi-Detached	2	1	2	\$679K	\$805K
26 February, 2018	102 Springdale Blvd	Semi-Detached	2	2	4	\$850K	\$840K
27 February, 2018	42 Wiley Ave	Detached	3	2	7	\$900K	\$1,050K
3 March, 2018	10 Barfield Ave	Detached	2	2	3	\$999K	\$1,120K
5 March, 2018	46 Durant Ave	Semi-Detached	3	2	11	\$888K	\$845K
6 March, 2018	35 Memorial Park Ave	Detached	2	2	0	\$899K	\$960K
	39 Lankin Blvd	Detached	2	2	6	\$699K	\$820K
7 March, 2018	29 Memorial Park Ave	Detached	3	4	6	\$1,058K	\$1,320K
	787 Sammon Ave	Detached	4	2	2	\$979K	\$1,025K
11 March, 2018	57 Holborne Ave	Detached	4	4	23	\$1,349K	\$1,349K
14 March, 2018	191 Donlands Ave	Semi-Detached	2	2	6	\$699K	\$809K
15 March, 2018	140 Woodmount Ave	Detached	3	2	1	\$829K	\$1,015K
16 March, 2018	410, 280 Donlands Ave	Condo	1	1	17	\$425K	\$425K
19 March, 2018	139 Springdale Blvd	Detached	2	3	12	\$1,199K	\$1,200K

Data

Month, Day, Year of Sold Date	Address1	Property Type	Bedrooms	Washrooms	Days on the Market	List Price	Sold Price
19 March, 2018	806 Sammon Ave	Detached	2	1	5	\$650K	\$777K
20 March, 2018	24 Frankdale Ave	Semi-Detached	3	4	10	\$1,455K	\$1,420K
21 March, 2018	83 Virginia Ave	Detached	2	1	19	\$785K	\$770K
22 March, 2018	21 Somers Ave	Semi-Detached	3	2	7	\$1,000K	\$1,000K
	33 Inwood Ave	Semi-Detached	3	2	1	\$700K	\$870K
23 March, 2018	217 Springdale Blvd	Detached	3	1	2	\$790K	\$1,020K
	865 Coxwell Ave	Detached	2	2	1	\$849K	\$849K
25 March, 2018	30 Barfield Ave	Detached	4	4	52	\$1,668K	\$1,648K
	203 Glebemount Ave	Semi-Detached	3	2	5	\$899K	\$1,020K
26 March, 2018	2 Cadorna Ave	Detached	4	4	8	\$1,380K	\$1,380K
	228 Dewhurst Blvd N	Semi-Detached	3	2	6	\$879K	\$1,105K
27 March, 2018	121 Barker Ave	Detached	3	3	6	\$1,050K	\$1,275K
	137 Sammon Ave	Detached	4	4	5	\$1,200K	\$1,516K
28 March, 2018	687 Cosburn Ave	Detached	2	2	6	\$599K	\$700K
29 March, 2018	683 Cosburn Ave	Semi-Detached	2	3	7	\$589K	\$633K