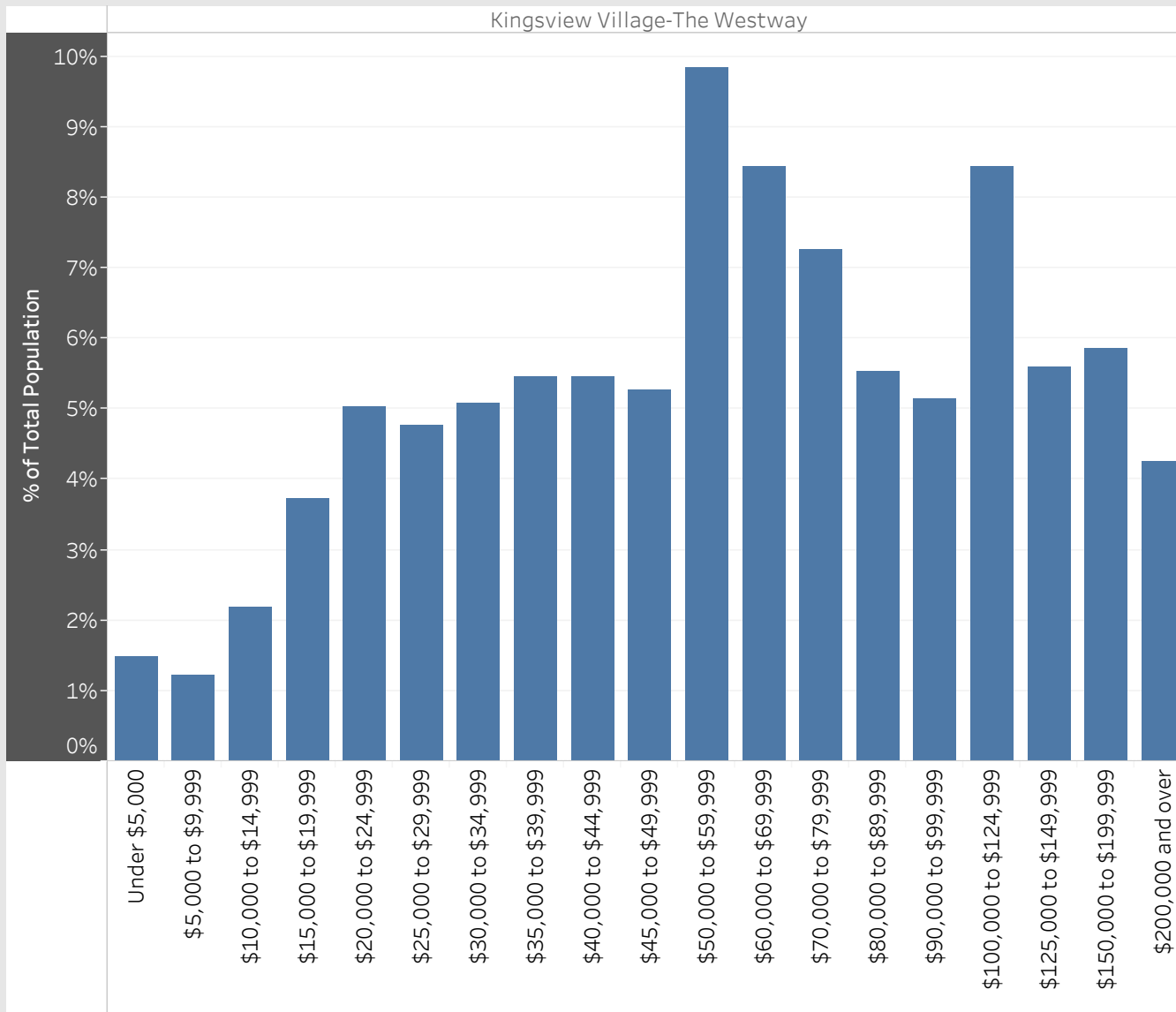


Kingsview Village-The Westway
Neighbourhood Breakdown
July 1st, 2015 - March 31st, 2018

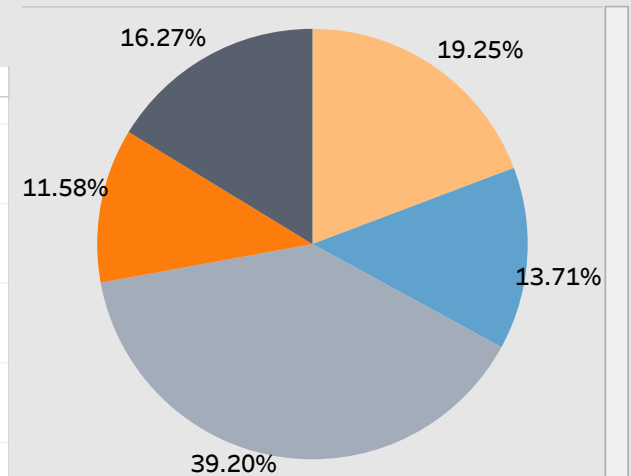


2016 StatsCan Data

Household Income in Kingsview Village-The Westway



Age



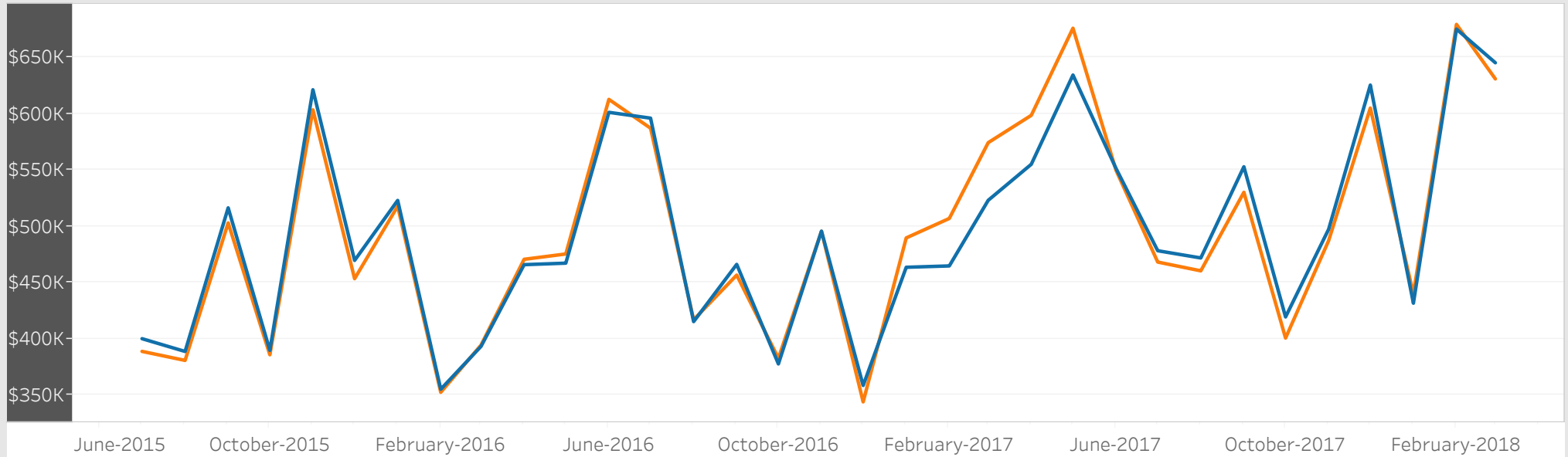
- Children (0-14 years)
- Youth (15-24 years)
- Working Age (25-54 years)
- Pre-retirement (55-64 years)
- Seniors (65+ years)

Visible Minorities

Not a visible minority	40.24%
Black	24.32%
South Asian	16.53%
Latin American	4.46%
Filipino	3.12%
West Asian	2.44%
Multiple visible minorities	1.94%
Chinese	1.87%
Visible minority; n.i.e.	1.48%
Arab	1.25%
Southeast Asian	1.23%
Korean	0.96%
Japanese	0.16%

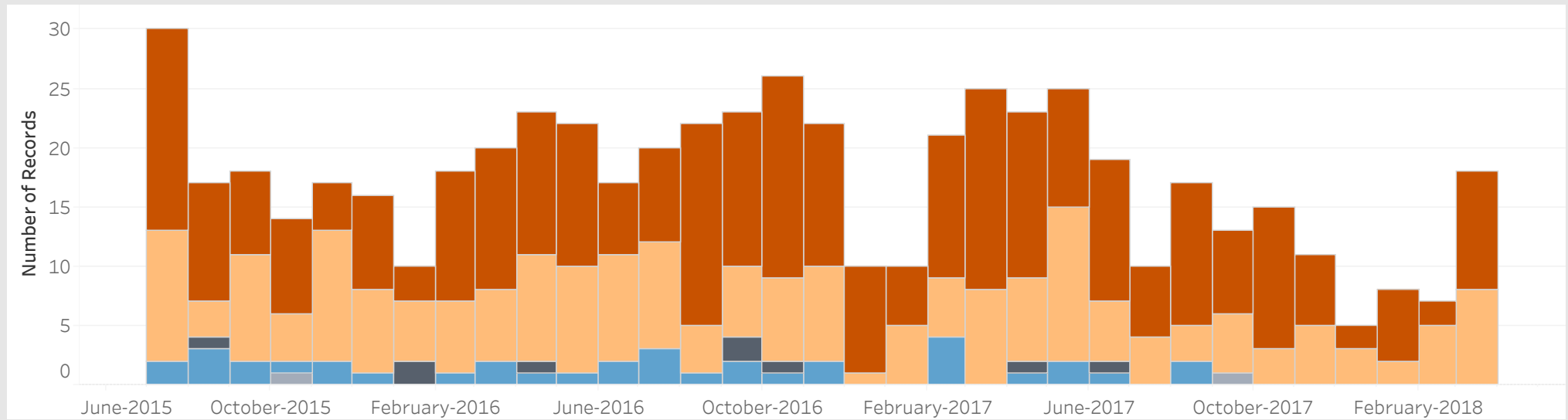
Average Sold Price vs. Average Ask Price in Kingsview Village-The Westway

■ Avg. List Price ■ Avg. Sold Price



Properties Sold in Kingsview Village-The Westway by Month

■ Condo ■ Detached ■ Semi-Detached ■ Townhouse ■ Other



Data

Month, Day, Year of Sold Date	Address1	Property Type	Bedrooms	Washrooms	Days on the Market	List Price	Sold Price
1 July, 2015	2309, 370 Dixon Rd, Toronto	Condo	2	1	19	\$170K	\$160K
2 July, 2015	16 Peach Tree Path, Toronto	Townhouse	3	3	23	\$430K	\$421K
	1716, 320 Dixon Rd, Toronto	Condo	2	1	35	\$92K	\$86K
4 July, 2015	1915, 340 Dixon Rd, Toronto	Condo	2	2	6	\$135K	\$125K
5 July, 2015	22 Paragon Rd, Toronto	Detached	3	1	18	\$800K	\$768K
	33 St Georges Blvd, Toronto	Detached	4	2	56	\$680K	\$675K
6 July, 2015	46 Westroyal Rd, Toronto	Detached	5	2	13	\$800K	\$782K
	1509, 320 Dixon Rd, Toronto	Condo	2	1	82	\$79K	\$74K
9 July, 2015	1501, 2010 Islington Ave, Toronto	Condo	2	2	18	\$499K	\$483K
	1604, 340 Dixon Rd, Toronto	Condo	2	1	11	\$90K	\$86K
10 July, 2015	320 Dixon Rd, Toronto	Condo	2	1	33	\$99K	\$94K
12 July, 2015	16 Marblehead Rd, Toronto	Detached	3	2	7	\$600K	\$611K
	708, 370 Dixon Rd, Toronto	Condo	2	1	27	\$130K	\$126K
13 July, 2015	71 Tamarack Circle, Toronto	Townhouse	2	3	85	\$489K	\$482K
14 July, 2015	1007, 320 Dixon Rd, Toronto	Condo	2	2	3	\$108K	\$109K
	1210, 2000 Islington Ave, Toronto	Condo	2	2	9	\$429K	\$447K
15 July, 2015	2308, 370 Dixon Rd, Toronto	Condo	2	1	30	\$150K	\$122K
16 July, 2015	99 Westhampton Dr, Toronto	Detached	3	2	8	\$650K	\$650K
18 July, 2015	49 Fenley Dr, Toronto	Detached	3	3	19	\$850K	\$827K
20 July, 2015	209, 2000 Islington Ave, Toronto	Condo	2	2	14	\$449K	\$449K
	1213, 320 Dixon Rd, Toronto	Condo	2	1	74	\$89K	\$83K
21 July, 2015	301, 330 Dixon Rd, Toronto	Condo	1	1	40	\$105K	\$95K
	716, 390 Dixon Rd, Toronto	Condo	3	1	34	\$155K	\$151K
23 July, 2015	35 St Georges Blvd, Toronto	Detached	3	2	18	\$800K	\$760K
25 July, 2015	2508, 380 Dixon Rd, Toronto	Condo	3	1	27	\$115K	\$105K
26 July, 2015	1409, 370 Dixon Rd, Toronto	Condo	2	1	24	\$145K	\$142K
28 July, 2015	115 Poynter Dr, Toronto	Detached	3	2	13	\$689K	\$630K
29 July, 2015	4 St Maurice Crt, Toronto	Detached	4	5	72	\$800K	\$775K

Data

Month, Day, Year of Sold Date	Address1	Property Type	Bedrooms	Washrooms	Days on the Market	List Price	Sold Price
29 July, 2015	69 Braywin Dr, Toronto	Detached	3	2	15	\$630K	\$615K
30 July, 2015	2 Powburn Pl, Toronto	Detached	3	2	45	\$750K	\$735K
4 August, 2015	1102, 320 Dixon Rd, Toronto	Condo	2	1	31	\$89K	\$86K
9 August, 2015	88 Kingsview Blvd, Toronto	Detached	3	4	81	\$819K	\$790K
12 August, 2015	715, 11 Wincott Dr, Toronto	Condo	2	1	69	\$250K	\$245K
13 August, 2015	83 Northcrest Rd, Toronto	Semi-Detached	4	2	56	\$560K	\$535K
14 August, 2015	1003, 390 Dixon Rd, Toronto	Condo	3	1	19	\$149K	\$143K
18 August, 2015	901, 2010 Islington Ave, Toronto	Condo	2	2	29	\$459K	\$455K
19 August, 2015	340 Dixon Rd, Toronto	Condo	2	1	7	\$85K	\$75K
20 August, 2015	42 Saskatoon Dr, Toronto	Detached	3	2	9	\$700K	\$690K
	1803, 380 Dixon Rd, Toronto	Condo	3	1	54	\$110K	\$110K
22 August, 2015	903, 340 Dixon Rd, Toronto	Condo	2	1	4	\$90K	\$80K
	912, 390 Dixon Rd, Toronto	Condo	3	1	8	\$175K	\$165K
25 August, 2015	5 Peach Tree Path, Toronto	Townhouse	3	3	16	\$390K	\$397K
26 August, 2015	15 Rowse Cres, Toronto	Detached	4	3	76	\$849K	\$835K
27 August, 2015	79 Tamarack Circle, Toronto	Townhouse	2	3	39	\$498K	\$490K
28 August, 2015	1905, 2010 Islington Ave, Toronto	Condo	2	2	23	\$379K	\$370K
30 August, 2015	707, 2000 Islington Ave, Toronto	Condo	2	2	15	\$509K	\$509K
31 August, 2015	54 Tamarack Circle, Toronto	Townhouse	2	3	25	\$500K	\$500K
1 September, 2015	76 Stapleton Dr, Toronto	Detached	3	2	7	\$650K	\$649K
2 September, 2015	38A St Georges Blvd, Toronto	Detached	4	4	65	\$895K	\$845K
	1807, 320 Dixon Rd, Toronto	Condo	2	2	38	\$125K	\$112K
3 September, 2015	203, 370 Dixon Rd, Toronto	Condo	2	1	70	\$140K	\$126K
7 September, 2015	10 Westroyal Rd, Toronto	Detached	3	4	11	\$710K	\$675K
13 September, 2015	30 Sun Row Dr, Toronto	Detached	3	2	5	\$840K	\$840K
	55 Poynter Dr, Toronto	Detached	3	2	6	\$729K	\$727K
14 September, 2015	1503, 340 Dixon Rd, Toronto	Condo	2	1	5	\$93K	\$90K
17 September, 2015	1113, 320 Dixon Rd, Toronto	Condo	2	1	7	\$85K	\$82K

Data

Month, Day, Year of Sold Date	Address1	Property Type	Bedrooms	Washrooms	Days on the Market	List Price	Sold Price
18 September, 2015	4 Dunstable Pl, Toronto	Detached	3	3	59	\$749K	\$740K
22 September, 2015	14, 153 Maple Branch Path, Toronto	Townhouse	3	3	14	\$455K	\$445K
	33 Fenley Dr, Toronto	Detached	3	2	28	\$710K	\$721K
	714, 390 Dixon Rd, Toronto	Condo	3	2	57	\$190K	\$166K
	903, 330 Dixon Rd, Toronto	Condo	1	1	29	\$80K	\$69K
23 September, 2015	17 Sweet Pea Path, Toronto	Townhouse	3	3	78	\$500K	\$475K
24 September, 2015	32 Mcarthur St, Toronto	Detached	4	4	15	\$1,299K	\$1,279K
27 September, 2015	1407, 380 Dixon Rd, Toronto	Condo	3	2	9	\$197K	\$185K
29 September, 2015	9 Hawthorne Rd, Toronto	Detached	4	3	19	\$850K	\$830K
1 October, 2015	15 Sweet Pea Path, Toronto	Townhouse	3	3	25	\$470K	\$530K
3 October, 2015	12 Evernby Blvd, Toronto	Detached	3	2	12	\$729K	\$700K
4 October, 2015	1608, 390 Dixon Rd, Toronto	Condo	3	1	55	\$147K	\$144K
6 October, 2015	44 Baleberry Cres, Toronto	Detached	3	1	5	\$700K	\$675K
10 October, 2015	1216, 370 Dixon Rd, Toronto	Condo	2	1	28	\$128K	\$120K
11 October, 2015	82 Kingsview Blvd, Toronto	Detached	4	4	25	\$800K	\$785K
16 October, 2015	503, 380 Dixon Rd, Toronto	Condo	3	1	107	\$115K	\$108K
18 October, 2015	1508, 390 Dixon Rd, Toronto	Condo	3	1	5	\$145K	\$138K
20 October, 2015	14 Golfwood Hts, Toronto	Detached	3	2	1	\$820K	\$808K
	306, 370 Dixon Rd, Toronto	Condo	2	1	63	\$130K	\$125K
21 October, 2015	120A Dixon Rd, Toronto	Other	6	3	16	\$690K	\$701K
26 October, 2015	104, 11 Wincott Dr, Toronto	Condo	2	2	129	\$254K	\$254K
28 October, 2015	1202, 370 Dixon Rd, Toronto	Condo	2	1	54	\$130K	\$125K
29 October, 2015	1007, 390 Dixon Rd, Toronto	Condo	3	2	44	\$200K	\$190K
1 November, 2015	616, 390 Dixon Rd, Toronto	Condo	3	1	35	\$160K	\$153K
2 November, 2015	508, 2000 Islington Ave, Toronto	Condo	2	2	61	\$490K	\$485K
3 November, 2015	121 Maple Branch Path, Toronto	Townhouse	3	3	55	\$498K	\$488K
5 November, 2015	10 Lanni Crt, Toronto	Detached	4	4	11	\$899K	\$845K
6 November, 2015	35 Rowse Cres, Toronto	Detached	3	2	3	\$680K	\$685K

Data

Month, Day, Year of Sold Date	Address1	Property Type	Bedrooms	Washrooms	Days on the Market	List Price	Sold Price
10 November, 2015	22 Baleberry Cres, Toronto	Detached	3	2	27	\$730K	\$718K
13 November, 2015	1408, 370 Dixon Rd, Toronto	Condo	2	1	22	\$160K	\$145K
17 November, 2015	256 The Westway , Toronto	Detached	3	1	34	\$575K	\$560K
18 November, 2015	95 Poynter Dr, Toronto	Detached	3	2	7	\$699K	\$688K
19 November, 2015	603, 380 Dixon Rd, Toronto	Condo	3	1	44	\$115K	\$111K
20 November, 2015	38 St Georges Blvd, Toronto	Detached	5	5	20	\$1,159K	\$1,091K
22 November, 2015	103 Wincott Dr, Toronto	Detached	4	2	61	\$800K	\$777K
23 November, 2015	1 Marblehead Rd, Toronto	Detached	3	2	55	\$700K	\$695K
25 November, 2015	50 Winnipeg Rd, Toronto	Detached	3	2	15	\$670K	\$660K
26 November, 2015	15 Epping St, Toronto	Detached	3	3	11	\$900K	\$875K
	99 Maple Branch Path, Toronto	Townhouse	3	3	18	\$470K	\$460K
29 November, 2015	53 Fenley Dr, Toronto	Detached	3	2	25	\$860K	\$825K
1 December, 2015	1708, 370 Dixon Rd, Toronto	Condo	2	1	49	\$126K	\$119K
2 December, 2015	1809, 2000 Islington Ave, Toronto	Condo	2	2	50	\$479K	\$462K
4 December, 2015	29 Northcrest Rd, Toronto	Detached	3	7	40	\$679K	\$643K
6 December, 2015	16 Marblehead Rd, Toronto	Detached	3	4	11	\$796K	\$770K
7 December, 2015	606, 390 Dixon Rd, Toronto	Condo	3	1	11	\$145K	\$138K
	708, 390 Dixon Rd, Toronto	Condo	3	1	34	\$139K	\$126K
8 December, 2015	312, 2000 Islington Ave, Toronto	Condo	2	3	13	\$569K	\$540K
9 December, 2015	8 Sweet Pea Path, Toronto	Townhouse	3	3	9	\$439K	\$450K
14 December, 2015	2114, 390 Dixon Rd, Toronto	Condo	3	2	13	\$185K	\$180K
17 December, 2015	12 Sweetland Rd, Toronto	Detached	3	3	38	\$729K	\$715K
19 December, 2015	56 Westroyal Rd, Toronto	Detached	4	4	36	\$950K	\$915K
20 December, 2015	67 Westhampton Dr, Toronto	Detached	3	1	14	\$590K	\$550K
	713, 340 Dixon Rd, Toronto	Condo	2	1	80	\$95K	\$90K
21 December, 2015	40 Warbeck Pl, Toronto	Detached	3	2	53	\$790K	\$762K
	53 Westhampton Dr, Toronto	Detached	3	3	13	\$660K	\$660K
30 December, 2015	416, 370 Dixon Rd, Toronto	Condo	2	1	12	\$145K	\$136K

Data

Month, Day, Year of Sold Date	Address1	Property Type	Bedrooms	Washrooms	Days on the Market	List Price	Sold Price
9 January, 2016	27 Beaumaris Cres, Toronto	Detached	4	4	52	\$849K	\$840K
10 January, 2016	18 Dixington Cres, Toronto	Semi-Detached	8	6	91	\$1,065K	\$1,070K
	104 Saskatoon Dr, Toronto	Detached	3	2	2	\$579K	\$580K
15 January, 2016	407, 380 Dixon Rd, Toronto	Condo	3	2	62	\$185K	\$170K
16 January, 2016	21 Warbeck Pl, Toronto	Detached	4	2	6	\$660K	\$660K
18 January, 2016	2204, 370 Dixon Rd, Toronto	Condo	2	1	1	\$179K	\$164K
22 January, 2016	4 Warbeck Pl	Detached	3	2	0	\$679K	\$675K
	11 Moline Dr	Detached	5	4	12	\$875K	\$865K
26 January, 2016	904, 390 Dixon Rd	Condo	2	1	54	\$160K	\$155K
1 February, 2016	906, 370 Dixon Rd	Condo	2	1	36	\$165K	\$160K
	2310, 370 Dixon Rd	Condo	3	2	24	\$189K	\$180K
7 February, 2016	15 Hamer Blvd	Detached	4	3	5	\$750K	\$756K
10 February, 2016	20 Evernby Blvd	Detached	3	2	4	\$600K	\$620K
11 February, 2016	33 Paragon Rd	Detached	3	2	29	\$779K	\$772K
12 February, 2016	25 Warbeck Pl	Detached	3	3	3	\$689K	\$685K
	1216, 370 Dixon Rd	Condo	2	1	50	\$172K	\$164K
16 February, 2016	1007, 340 Dixon Rd	Condo	3	2	22	\$125K	\$110K
	1508, 340 Dixon Rd	Condo	2	1	37	\$80K	\$74K
	#2602, 330 Dixon Rd	Condo	2	1	48	\$95K	\$90K
18 February, 2016	1110, 390 Dixon Rd	Condo	3	2	23	\$175K	\$167K
23 February, 2016	43 Tamarack Circ	Townhouse	2	3	6	\$507K	\$497K
	804, 11 Wincott Dr	Condo	2	1	21	\$235K	\$235K
24 February, 2016	44 Westhampton Dr	Detached	3	2	27	\$679K	\$665K
	1908, 330 Dixon Rd	Condo	1	1	37	\$80K	\$74K
27 February, 2016	18 Mcarthur St	Detached	3	0	11	\$675K	\$730K
	2309, 390 Dixon Rd	Condo	2	1	27	\$170K	\$155K
29 February, 2016	414, 11 Wincott Dr	Condo	2	1	6	\$230K	\$212K
2 March, 2016	2408, 330 Dixon St	Condo	1	1	44	\$80K	\$74K

Data

Month, Day, Year of Sold Date	Address1	Property Type	Bedrooms	Washrooms	Days on the Market	List Price	Sold Price
3 March, 2016	1416, 370 Dixon Rd	Condo	2	1	2	\$225K	\$219K
9 March, 2016	106, 390 Dixon Rd	Condo	2	1	6	\$149K	\$142K
	1509, 2000 Islington Ave	Condo	2	2	11	\$479K	\$460K
16 March, 2016	27 Maple Branch Path	Townhouse	3	3	13	\$400K	\$410K
	Ph15, 11 Wincott Dr	Condo	3	2	13	\$279K	\$279K
17 March, 2016	22 Mcmanus Rd	Detached	3	2	8	\$649K	\$691K
18 March, 2016	1611, 390 Dixon Rd	Condo	3	2	9	\$200K	\$195K
	1901, 330 Dixon Rd	Condo	2	1	8	\$99K	\$95K
21 March, 2016	41 Westhampton Dr	Detached	3	2	18	\$679K	\$675K
	606, 340 Dixon Rd	Condo	2	1	41	\$96K	\$89K
22 March, 2016	309, 2000 Islington Ave	Condo	2	2	25	\$448K	\$430K
23 March, 2016	2 Sturton Rd	Detached	3	2	28	\$948K	\$910K
	18 Fletcher Pl	Detached	3	2	5	\$660K	\$705K
25 March, 2016	1108, 11 Wincott Dr	Condo	3	2	14	\$250K	\$259K
28 March, 2016	4 Golfwood Hts	Detached	3	2	4	\$659K	\$645K
	23 Braywin Dr	Detached	3	2	23	\$699K	\$705K
30 March, 2016	140 Maple Branch Path	Townhouse	3	3	1	\$489K	\$537K
	604, 380 Dixon Rd	Condo	3	2	5	\$230K	\$223K
31 March, 2016	309, 390 Dixon Rd	Condo	2	1	27	\$150K	\$147K
5 April, 2016	412, 2000 Islington Ave	Condo	2	3	23	\$539K	\$530K
	1604, 370 Dixon Rd	Condo	2	1	32	\$170K	\$156K
8 April, 2016	2606, 380 Dixon Rd	Condo	2	1	11	\$160K	\$158K
12 April, 2016	17 Dixington Cres	Semi-Detached	4	2	13	\$500K	\$508K
	1904, 390 Dixon Rd	Condo	3	1	15	\$180K	\$172K
	#1004, 330 Dixon Rd, Toronto	Condo	1	2	4	\$92K	\$93K
13 April, 2016	6 Brougham Cres	Detached	3	2	6	\$823K	\$819K
14 April, 2016	33 Peach Tree Path	Townhouse	3	3	1	\$488K	\$510K
	1602, 340 Dixon Rd	Condo	2	1	65	\$110K	\$112K

Data

Month, Day, Year of Sold Date	Address1	Property Type	Bedrooms	Washrooms	Days on the Market	List Price	Sold Price
15 April, 2016	44 Fenley Dr	Detached	3	2	1	\$829K	\$879K
	1906, 370 Dixon Rd	Condo	2	1	12	\$154K	\$150K
17 April, 2016	50 Winnipeg Rd	Detached	3	3	4	\$948K	\$948K
21 April, 2016	14 Camperdown Ave	Detached	4	4	23	\$680K	\$663K
	15 Westroyal Rd	Detached	4	4	7	\$1,080K	\$1,185K
	605, 11 Wincott Dr	Condo	3	2	9	\$290K	\$312K
22 April, 2016	77 St Georges Blvd	Detached	4	5	7	\$900K	\$950K
23 April, 2016	1697 Kipling Ave	Detached	4	3	36	\$780K	\$728K
27 April, 2016	5 Fletcher Pl	Detached	3	2	7	\$809K	\$803K
	816, 370 Dixon Rd	Condo	2	1	13	\$164K	\$161K
	1201, 340 Dixon Rd	Condo	2	1	57	\$105K	\$95K
28 April, 2016	910, 320 Dixon Rd	Condo	3	2	8	\$110K	\$106K
29 April, 2016	20 Camperdown Ave	Detached	3	2	16	\$650K	\$635K
	1202, 380 Dixon Rd	Condo	2	1	1	\$158K	\$155K
2 May, 2016	#1001, 330 Dixon Rd	Condo	2	1	136	\$99K	\$90K
3 May, 2016	85 St. Georges Blvd	Detached	4	5	84	\$900K	\$865K
4 May, 2016	29 Hawthorne Rd	Detached	3	2	6	\$720K	\$752K
	504, 11 Wincott Dr	Condo	2	1	36	\$240K	\$235K
6 May, 2016	48 Baleberry Cres	Detached	3	2	8	\$848K	\$910K
	714, 11 Wincott Dr	Condo	2	1	13	\$250K	\$248K
10 May, 2016	406, 11 Wincott Dr	Condo	3	2	8	\$275K	\$285K
11 May, 2016	1202, 370 Dixon Rd	Condo	2	1	22	\$230K	\$220K
12 May, 2016	44 Nugent Rd	Detached	3	2	2	\$750K	\$755K
13 May, 2016	23 Tyler Pl	Detached	3	2	2	\$749K	\$825K
	1406, 380 Dixon Rd	Condo	2	1	12	\$165K	\$160K
	#1706, 330 Dixon Rd	Condo	2	1	147	\$105K	\$90K
15 May, 2016	24 St. Phillips Rd	Detached	3	4	25	\$1,488K	\$1,430K
	312, 370 Dixon Rd	Condo	2	1	27	\$163K	\$150K

Data

Month, Day, Year of Sold Date	Address1	Property Type	Bedrooms	Washrooms	Days on the Market	List Price	Sold Price
16 May, 2016	81 Blackfriar Ave	Detached	3	2	4	\$549K	\$621K
	92 Wincott Dr	Detached	3	2	27	\$930K	\$900K
18 May, 2016	#1914, 320 Dixon Rd	Condo	3	2	15	\$110K	\$105K
19 May, 2016	1014, 11 Wincott Dr	Condo	2	1	2	\$250K	\$246K
21 May, 2016	1001, 340 Dixon Rd	Condo	2	1	25	\$93K	\$87K
28 May, 2016	19 Maple Branch Path	Townhouse	3	3	3	\$480K	\$500K
29 May, 2016	39 St Georges Blvd	Detached	4	3	4	\$740K	\$838K
30 May, 2016	102, 390 Dixon Rd	Condo	2	1	32	\$148K	\$149K
2 June, 2016	908, 2000 Islington Ave N	Condo	2	2	32	\$445K	\$427K
4 June, 2016	9 Sherin Crt	Detached	3	2	11	\$875K	\$875K
5 June, 2016	25 Hamer Blvd	Detached	3	3	10	\$850K	\$830K
7 June, 2016	81 Northcrest Rd	Detached	4	3	5	\$600K	\$740K
8 June, 2016	2 Dunstable Pl	Detached	3	2	9	\$850K	\$848K
10 June, 2016	15 Hamer Blvd	Detached	4	3	25	\$960K	\$943K
14 June, 2016	58 Tamarack Circ	Townhouse	2	3	6	\$510K	\$562K
	106, 370 Dixon Rd	Condo	2	1	18	\$225K	\$220K
16 June, 2016	31 Tamarack Circ	Townhouse	2	3	7	\$550K	\$550K
21 June, 2016	24 Windsor Rd	Detached	3	3	5	\$950K	\$1,000K
	103, 2010 Islington Ave	Condo	3	2	51	\$545K	\$527K
23 June, 2016	19 Benbow Rd	Detached	3	3	9	\$900K	\$880K
	42 Holywell Dr	Detached	3	2	7	\$700K	\$755K
	139 The Westway Dr	Detached	3	2	28	\$799K	\$791K
25 June, 2016	2314, 320 Dixon Rd	Condo	3	2	2	\$110K	\$112K
26 June, 2016	610, 390 Dixon Rd	Condo	3	2	0	\$169K	\$165K
28 June, 2016	2206, 380 Dixon Rd	Condo	2	1	15	\$185K	\$193K
3 July, 2016	117 Maplebranch Path E	Townhouse	3	3	4	\$525K	\$540K
4 July, 2016	21 Havenridge Dr	Detached	4	5	40	\$1,799K	\$1,660K
5 July, 2016	28 The Westway Way	Detached	3	2	25	\$900K	\$900K

Data

Month, Day, Year of Sold Date	Address1	Property Type	Bedrooms	Washrooms	Days on the Market	List Price	Sold Price
5 July, 2016	411, 340 Dixon Rd	Condo	3	2	29	\$135K	\$120K
6 July, 2016	608, 320 Dixon Rd	Condo	2	1	18	\$70K	\$72K
7 July, 2016	44 Bridesburg Dr	Detached	3	2	14	\$729K	\$743K
11 July, 2016	Ph25, 11 Wincott Dr	Condo	3	2	7	\$325K	\$330K
12 July, 2016	1508, 2000 Islington Ave	Condo	2	2	41	\$519K	\$520K
14 July, 2016	124 Wincott Dr	Detached	3	2	9	\$800K	\$870K
18 July, 2016	243 The Westway Way	Detached	3	2	8	\$760K	\$740K
21 July, 2016	808, 320 Dixon Rd	Condo	2	1	68	\$90K	\$85K
	1811, 11 Wincott Dr	Condo	3	2	17	\$300K	\$291K
26 July, 2016	50 Poynter Dr	Detached	4	2	22	\$790K	\$785K
27 July, 2016	27 Peach Tree Path	Townhouse	3	3	12	\$485K	\$485K
	1403, 370 Dixon Rd	Condo	2	1	12	\$186K	\$185K
	1803, 2010 Islington Ave	Condo	2	2	21	\$470K	\$440K
28 July, 2016	50 Tamarack Circ	Townhouse	2	3	8	\$632K	\$620K
29 July, 2016	24 Fenley Dr	Detached	3	3	78	\$850K	\$823K
	256 The Westway	Detached	3	2	10	\$800K	\$790K
30 July, 2016	27 Mcmanus Rd	Detached	4	4	24	\$759K	\$745K
2 August, 2016	1206, 11 Wincott Dr	Condo	3	2	22	\$310K	\$316K
3 August, 2016	309, 2000 Islington Ave	Condo	3	2	22	\$650K	\$640K
	1614, 390 Dixon Rd	Condo	3	2	20	\$225K	\$218K
	2308, 2000 Islington Ave	Condo	2	2	84	\$480K	\$460K
5 August, 2016	40 Hawthorne Rd	Detached	3	3	6	\$850K	\$840K
	308, 2000 Islington Ave	Condo	2	2	29	\$439K	\$413K
9 August, 2016	403, 2010 Islington Ave	Condo	2	2	25	\$530K	\$510K
	703, 370 Dixon Rd	Condo	2	1	4	\$168K	\$167K
	2009, 370 Dixon Rd	Condo	2	1	18	\$230K	\$220K
	2307, 380 Dixon Rd	Condo	3	2	48	\$259K	\$240K
11 August, 2016	70 Poynter Dr	Detached	3	2	7	\$785K	\$852K

Data

Month, Day, Year of Sold Date	Address1	Property Type	Bedrooms	Washrooms	Days on the Market	List Price	Sold Price
11 August, 2016	412, 11 Wincott Dr	Condo	3	2	20	\$295K	\$295K
12 August, 2016	909, 2000 Islington Ave	Condo	2	2	73	\$498K	\$498K
15 August, 2016	1214, 320 Dixon Rd W	Condo	3	2	10	\$139K	\$130K
17 August, 2016	516, 340 Dixon Rd	Condo	2	1	14	\$100K	\$90K
22 August, 2016	11 Tyler Pl	Detached	3	2	4	\$700K	\$765K
23 August, 2016	407, 2000 Islington Ave	Condo	2	2	11	\$476K	\$460K
	503, 380 Dixon Rd	Condo	1	1	24	\$150K	\$140K
24 August, 2016	311, 11 Wincott Dr	Condo	3	2	7	\$325K	\$318K
26 August, 2016	41 Westroyal Rd	Detached	4	4	37	\$1,000K	\$989K
	1216, 320 Dixon Rd	Condo	2	1	23	\$105K	\$95K
30 August, 2016	39 Peach Tree Path	Townhouse	3	3	6	\$425K	\$520K
1 September, 2016	807, 44 Longbourne Dr	Condo	2	2	3	\$235K	\$236K
4 September, 2016	10 Hawthorne Rd	Detached	4	5	95	\$1,548K	\$1,455K
6 September, 2016	67 Westhampton Dr	Detached	3	3	11	\$745K	\$730K
8 September, 2016	1203, 340 Dixon Rd	Condo	2	1	1	\$89K	\$87K
11 September, 2016	313, 390 Dixon Rd	Condo	2	1	19	\$195K	\$188K
12 September, 2016	312, 370 Dixon Rd	Condo	2	1	31	\$235K	\$229K
15 September, 2016	801, 2010 Islington Ave	Condo	2	2	9	\$479K	\$450K
	# 1705, 390 Dixon Rd	Condo	2	1	8	\$190K	\$189K
17 September, 2016	216, 390 Dixon Rd	Condo	2	1	30	\$169K	\$159K
	1901, 2010 Islington Ave	Condo	2	2	81	\$490K	\$425K
18 September, 2016	2105, 380 Dixon Rd	Condo	2	1	3	\$145K	\$155K
19 September, 2016	1 Hawthorne Rd	Detached	3	2	5	\$750K	\$801K
	4 Epping St	Detached	3	2	7	\$770K	\$805K
	42 Ruscoe Cres	Detached	3	2	24	\$949K	\$850K
	42 Sun Row Dr	Detached	3	2	7	\$850K	\$820K
	1601, 380 Dixon Rd	Condo	2	1	26	\$200K	\$196K
20 September, 2016	103 Kingsview Blvd	Semi-Detached	4	2	7	\$579K	\$626K

Data

Month, Day, Year of Sold Date	Address1	Property Type	Bedrooms	Washrooms	Days on the Market	List Price	Sold Price
21 September, 2016	1 Maplebranch Path	Townhouse	3	3	87	\$487K	\$480K
	43 Dixington Cres	Semi-Detached	4	3	8	\$566K	\$590K
23 September, 2016	506, 370 Dixon Rd	Condo	2	1	10	\$179K	\$166K
27 September, 2016	69 Maple Branch Path	Townhouse	3	3	26	\$485K	\$480K
	414, 11 Wincott Dr	Condo	2	1	7	\$289K	\$290K
	806, 320 Dixon Rd	Condo	2	1	15	\$100K	\$97K
3 October, 2016	7 Dunstable Pl	Detached	3	2	6	\$879K	\$895K
4 October, 2016	15 Byworth Blvd	Detached	3	2	6	\$780K	\$790K
5 October, 2016	4 Warbeck Pl	Detached	3	2	7	\$749K	\$749K
6 October, 2016	26 Camperdown Ave	Semi-Detached	4	2	0	\$550K	\$588K
9 October, 2016	616, 340 Dixon Rd	Condo	2	1	13	\$89K	\$90K
10 October, 2016	7 Epping St	Detached	3	5	5	\$898K	\$905K
11 October, 2016	704, 340 Dixon Rd	Condo	2	1	22	\$100K	\$96K
	1816, 320 Dixon Rd	Condo	2	1	4	\$95K	\$92K
12 October, 2016	904, 380 Dixon Rd	Condo	3	2	20	\$260K	\$253K
13 October, 2016	1212, 2000 Islington Ave	Condo	2	3	17	\$515K	\$500K
16 October, 2016	143 Kingsview Blvd	Detached	3	2	7	\$699K	\$690K
17 October, 2016	# 1104, 380 Dixon Rd	Condo	3	2	28	\$210K	\$196K
18 October, 2016	43 St Georges Blvd	Detached	3	3	15	\$800K	\$858K
	404, 390 Dixon Rd	Condo	2	1	14	\$199K	\$185K
	804, 320 Dixon Rd	Condo	2	1	6	\$90K	\$86K
19 October, 2016	302, 320 Dixon Rd	Condo	2	1	2	\$65K	\$84K
20 October, 2016	604, 370 Dixon Rd	Condo	3	1	68	\$200K	\$200K
22 October, 2016	#1204, 390 Dixon Rd	Condo	2	1	22	\$175K	\$168K
23 October, 2016	310, 11 Wincott Dr	Condo	3	2	18	\$322K	\$310K
24 October, 2016	509, 11 Wincott Dr	Condo	3	1	21	\$340K	\$340K
	1814, 320 Dixon Rd W	Condo	3	2	26	\$130K	\$126K
25 October, 2016	43 Peach Tree Path	Townhouse	3	3	10	\$500K	\$525K

Data

Month, Day, Year of Sold Date	Address1	Property Type	Bedrooms	Washrooms	Days on the Market	List Price	Sold Price
27 October, 2016	#1613, 340 Dixon Rd	Condo	2	1	11	\$90K	\$84K
28 October, 2016	2603, 380 Dixon Rd	Condo	1	1	2	\$119K	\$125K
29 October, 2016	810, 320 Dixon Rd	Condo	3	2	5	\$130K	\$128K
30 October, 2016	10 Fletcher Pl	Detached	3	2	4	\$839K	\$890K
4 November, 2016	61 Golfwood Hts	Detached	4	4	29	\$1,290K	\$1,165K
	409, 390 Dixon Rd	Condo	2	1	23	\$160K	\$163K
5 November, 2016	1503, 11 Wincott Dr	Condo	2	1	8	\$250K	\$256K
6 November, 2016	1808, 340 Dixon Rd	Condo	2	1	13	\$88K	\$85K
8 November, 2016	911, 2000 Islington Ave	Condo	1	2	47	\$399K	\$375K
9 November, 2016	12A St Georges Blvd	Detached	4	4	12	\$1,000K	\$983K
	1115, 11 Wincott Dr	Condo	2	1	20	\$259K	\$259K
10 November, 2016	508, 330 Dixon Rd	Condo	1	1	38	\$100K	\$93K
	#2602, 330 Dixon Rd	Condo	2	1	35	\$105K	\$100K
12 November, 2016	69 Maple Branch Path	Townhouse	3	3	22	\$485K	\$480K
13 November, 2016	2306, 390 Dixon Rd	Condo	2	1	40	\$185K	\$180K
16 November, 2016	23 Marblehead Rd	Detached	3	2	34	\$698K	\$688K
17 November, 2016	25 Mcmanus Rd	Detached	3	2	6	\$750K	\$760K
	101 Saskatoon Dr	Detached	3	2	2	\$700K	\$755K
24 November, 2016	149 Maple Branch Path	Townhouse	3	3	20	\$460K	\$459K
	# 1605, 380 Dixon Rd	Condo	2	1	69	\$220K	\$210K
25 November, 2016	55 Golfwood Hts	Detached	4	5	84	\$1,795K	\$1,850K
26 November, 2016	2124 Islington Ave	Detached	3	2	7	\$600K	\$622K
27 November, 2016	2604, 380 Dixon Rd	Condo	3	2	33	\$235K	\$225K
29 November, 2016	1604, 11 Wincott Dr	Condo	2	1	32	\$270K	\$275K
30 November, 2016	30 Templar Dr	Detached	3	1	6	\$680K	\$745K
	1509, 370 Dixon Rd	Condo	2	1	80	\$179K	\$175K
1 December, 2016	1808, 2000 Islington Ave	Condo	2	2	15	\$480K	\$437K
2 December, 2016	510, 11 Wincott Dr	Condo	3	2	18	\$330K	\$311K

Data

Month, Day, Year of Sold Date	Address1	Property Type	Bedrooms	Washrooms	Days on the Market	List Price	Sold Price
7 December, 2016	208, 390 Dixon Rd	Condo	2	1	100	\$160K	\$160K
	308, 2000 Islington Ave	Condo	3	2	22	\$650K	\$640K
9 December, 2016	512, 390 Dixon Rd	Condo	2	1	60	\$199K	\$189K
10 December, 2016	1714, 390 Dixon Rd	Condo	3	2	2	\$210K	\$189K
13 December, 2016	76 Kingsview Blvd	Detached	4	5	3	\$810K	\$805K
	507, 330 Dixon Rd	Condo	3	2	22	\$140K	\$110K
22 December, 2016	412, 11 Wincott Dr	Condo	3	2	16	\$419K	\$415K
30 December, 2016	1902, 390 Dixon Rd	Condo	2	1	32	\$189K	\$184K
9 January, 2017	4 Golfwood Hts	Detached	3	3	53	\$859K	\$835K
10 January, 2017	12 Westhampton Dr	Detached	3	3	2	\$800K	\$790K
11 January, 2017	27 Brougham Cres	Detached	3	2	7	\$675K	\$781K
20 January, 2017	808, 340 Dixon Rd	Condo	2	1	3	\$105K	\$102K
	1103, 330 Dixon Rd	Condo	1	1	78	\$99K	\$96K
21 January, 2017	1005, 390 Dixon Rd	Condo	2	1	37	\$230K	\$221K
22 January, 2017	1009, 370 Dixon Rd	Condo	2	1	33	\$220K	\$200K
24 January, 2017	108 Westhampton Dr	Detached	3	2	6	\$600K	\$690K
28 January, 2017	83 Westhampton Dr	Detached	3	2	3	\$650K	\$751K
	2005, 2010 Islington Ave	Condo	1	2	2	\$399K	\$432K
2 February, 2017	2410, 2000 Islington Ave	Condo	2	2	30	\$530K	\$515K
6 February, 2017	44 St. Georges Blvd	Detached	4	3	6	\$899K	\$925K
8 February, 2017	5 Peach Tree Path	Townhouse	3	3	6	\$490K	\$563K
9 February, 2017	506, 2010 Islington Ave	Condo	2	3	34	\$739K	\$725K
12 February, 2017	75A St Andrews Blvd, Toronto	Detached	3	3	19	\$1,098K	\$1,068K
14 February, 2017	511, 370 Dixon Rd	Condo	3	2	96	\$245K	\$240K
16 February, 2017	4 Adriatic Rd	Detached	3	2	8	\$600K	\$780K
	149 Maple Branch Path	Townhouse	3	3	6	\$569K	\$575K
17 February, 2017	10 Sweetland Rd	Detached	3	2	7	\$759K	\$1,050K
18 February, 2017	52 Sun Row Dr	Detached	3	2	10	\$780K	\$1,020K

Data

Month, Day, Year of Sold Date	Address1	Property Type	Bedrooms	Washrooms	Days on the Market	List Price	Sold Price
21 February, 2017	303, 11 Wincott Dr	Condo	2	1	6	\$240K	\$301K
22 February, 2017	2310, 2000 Islington Av	Condo	2	2	6	\$480K	\$470K
23 February, 2017	702, 340 Dixon Rd	Condo	2	1	17	\$89K	\$93K
	1113, 340 Dixon Rd	Condo	2	1	17	\$99K	\$101K
	2207, 340 Dixon Rd	Condo	3	2	21	\$149K	\$154K
24 February, 2017	1108, 320 Dixon Rd	Condo	2	1	16	\$100K	\$100K
	1704, 2010 Islington Ave	Condo	2	2	22	\$565K	\$545K
	2304, 320 Dixon Rd	Condo	2	1	2	\$104K	\$102K
27 February, 2017	95 Maple Branch Path	Townhouse	3	3	14	\$519K	\$591K
28 February, 2017	4 Peach Tree Path	Townhouse	3	4	7	\$529K	\$543K
	702, 370 Dixon Rd	Condo	2	1	0	\$179K	\$188K
3 March, 2017	Ph#08, 380 Dixon Rd	Condo	1	1	15	\$150K	\$144K
6 March, 2017	510, 11 Wincott Dr	Condo	3	2	4	\$450K	\$520K
8 March, 2017	41 Kingsview Blvd	Detached	3	3	5	\$830K	\$925K
9 March, 2017	11 Acme Cres	Detached	3	4	2	\$900K	\$885K
	15 Mcarthur St	Detached	3	1	8	\$800K	\$1,120K
	1103, 370 Dixon Rd, Toronto	Condo	2	1	7	\$200K	\$200K
10 March, 2017	914, 11 Wincott Dr	Condo	2	1	7	\$280K	\$295K
12 March, 2017	108 Wincott Dr	Detached	3	2	3	\$860K	\$1,025K
13 March, 2017	1901, 2010 Islington Ave	Condo	2	2	2	\$680K	\$655K
14 March, 2017	1508, 11 Wincott Dr	Condo	3	2	3	\$499K	\$535K
17 March, 2017	304, 340 Dixon Rd	Condo	2	1	14	\$120K	\$115K
22 March, 2017	19 Windsor Rd	Detached	3	2	5	\$789K	\$990K
	416, 390 Dixon Rd	Condo	2	1	12	\$220K	\$230K
23 March, 2017	908, 2000 Islington Ave	Condo	3	2	43	\$650K	\$630K
	2216, 370 Dixon Rd	Condo	2	1	8	\$215K	\$235K
24 March, 2017	416, 320 Dixon Rd	Condo	2	1	19	\$115K	\$110K
25 March, 2017	43 Poynter Dr	Detached	3	2	2	\$860K	\$950K

Data

Month, Day, Year of Sold Date	Address1	Property Type	Bedrooms	Washrooms	Days on the Market	List Price	Sold Price
28 March, 2017	614, 11 Wincott Dr	Condo	2	1	2	\$288K	\$283K
	1602, 2010 Islington Ave	Condo	2	2	31	\$550K	\$540K
	1808, 390 Dixon Rd	Condo	2	1	6	\$220K	\$222K
29 March, 2017	18A St. Georges Blvd	Detached	4	4	10	\$1,250K	\$1,250K
	1714, 320 Dixon Rd W	Condo	3	2	24	\$140K	\$145K
30 March, 2017	47 Sun Row Dr	Detached	3	2	2	\$839K	\$1,200K
	611, 2000 Islington Ave	Condo	1	2	28	\$580K	\$560K
31 March, 2017	2307, 2000 Islington Ave	Condo	2	2	8	\$595K	\$595K
1 April, 2017	2302, 330 Dixon Rd	Condo	2	1	3	\$135K	\$162K
3 April, 2017	71 Stapleton Dr	Detached	3	2	8	\$820K	\$910K
4 April, 2017	89 Northcrest Rd	Semi-Detached	4	2	5	\$699K	\$715K
	1604, 380 Dixon Rd	Condo	3	2	19	\$236K	\$260K
5 April, 2017	23 Marblehead Rd	Detached	3	2	14	\$878K	\$872K
	1810, 2000 Islington Ave	Condo	2	2	1	\$680K	\$685K
7 April, 2017	64 Windsor Rd	Detached	4	2	7	\$850K	\$860K
10 April, 2017	# 2213, 390 Dixon Rd	Condo	2	1	3	\$260K	\$260K
11 April, 2017	55 Poynter Dr	Detached	3	2	6	\$850K	\$1,100K
	309, 390 Dixon Rd	Condo	2	1	37	\$235K	\$228K
12 April, 2017	101 Saskatoon Dr	Detached	3	2	6	\$830K	\$1,227K
	911, 2000 Islington Ave	Condo	2	2	1	\$635K	\$635K
13 April, 2017	611, 390 Dixon Rd	Condo	3	2	2	\$240K	\$253K
	1609, 2000 Islington Ave	Condo	2	2	9	\$599K	\$650K
18 April, 2017	47 Westhampton Dr	Detached	3	1	14	\$699K	\$750K
19 April, 2017	2303, 330 Dixon Rd	Condo	1	1	16	\$100K	\$135K
21 April, 2017	512, 2000 Islington Ave	Condo	2	3	52	\$999K	\$950K
	1905, 2010 Islington Ave	Condo	1	2	9	\$490K	\$465K
	# 2305, 370 Dixon Rd	Condo	3	1	29	\$300K	\$280K
22 April, 2017	#1002, 390 Dixon Rd	Condo	2	1	21	\$195K	\$200K

Data

Month, Day, Year of Sold Date	Address1	Property Type	Bedrooms	Washrooms	Days on the Market	List Price	Sold Price
24 April, 2017	132 Maplebranch Path	Townhouse	3	3	5	\$640K	\$660K
25 April, 2017	183 Kingsview Blvd	Detached	3	2	5	\$700K	\$812K
28 April, 2017	1808, 2000 Islington Ave	Condo	3	2	0	\$699K	\$700K
1 May, 2017	14 Braywin Dr	Detached	2	2	5	\$995K	\$1,261K
	21 Rowse Cres	Detached	3	2	25	\$1,000K	\$1,100K
2 May, 2017	31 Aikenhead Rd	Detached	3	2	5	\$848K	\$950K
3 May, 2017	7 Garview Crt	Detached	4	5	13	\$959K	\$930K
	100 Westhampton Dr	Detached	3	2	7	\$770K	\$820K
	#1607, 390 Dixon Rd	Condo	3	2	1	\$245K	\$265K
9 May, 2017	19 Warbeck Pl	Detached	3	2	6	\$750K	\$907K
	52 Golfwood Hts	Detached	3	4	8	\$1,300K	\$1,340K
	55 Brampton Rd	Detached	3	1	7	\$700K	\$787K
	1101, 390 Dixon Rd, Toronto	Condo	2	1	7	\$230K	\$230K
11 May, 2017	18 Camperdown Ave	Detached	3	2	35	\$700K	\$700K
13 May, 2017	2104, 2010 Islington Ave	Condo	2	2	2	\$545K	\$658K
16 May, 2017	43 Northcrest Rd	Detached	3	2	7	\$899K	\$903K
	46 Sun Row Dr	Detached	3	2	8	\$900K	\$1,110K
18 May, 2017	2601, 2010 Islington Ave	Condo	2	2	2	\$639K	\$630K
23 May, 2017	1808, 380 Dixon Rd	Condo	1	1	41	\$209K	\$195K
24 May, 2017	10 Maple Branch Path	Townhouse	3	3	19	\$595K	\$590K
25 May, 2017	43 Tamarack Circ	Townhouse	2	3	9	\$698K	\$670K
26 May, 2017	2606, 380 Dixon Rd	Condo	2	1	8	\$255K	\$222K
27 May, 2017	8 Westhampton Dr	Detached	3	2	11	\$799K	\$820K
	904, 320 Dixon Rd	Condo	2	1	3	\$140K	\$138K
29 May, 2017	14 Sherin Crt	Detached	4	3	8	\$988K	\$996K
	507, 380 Dixon Rd	Condo	3	2	43	\$269K	\$255K
30 May, 2017	1404, 340 Dixon Rd	Condo	2	1	33	\$189K	\$190K
31 May, 2017	2209, 390 Dixon Rd	Condo	2	1	7	\$240K	\$235K

Data

Month, Day, Year of Sold Date	Address1	Property Type	Bedrooms	Washrooms	Days on the Market	List Price	Sold Price
2 June, 2017	1402, 390 Dixon Rd	Condo	2	1	24	\$240K	\$220K
4 June, 2017	1003, 320 Dixon Rd	Condo	2	1	6	\$145K	\$145K
7 June, 2017	1809, 320 Dixon Rd	Condo	2	1	39	\$160K	\$149K
8 June, 2017	2503, 380 Dixon Rd	Condo	1	1	10	\$190K	\$190K
	2503, 2010 Islington Ave	Condo	2	2	20	\$669K	\$610K
9 June, 2017	79 Maple Branch Path	Townhouse	3	3	7	\$550K	\$550K
	145 Kingsview Blvd	Detached	3	3	7	\$749K	\$865K
12 June, 2017	27 Havenridge Dr	Detached	3	4	17	\$1,650K	\$1,600K
13 June, 2017	22 Camperdown Ave	Semi-Detached	3	2	1	\$550K	\$620K
16 June, 2017	1007, 2000 Islington Ave	Condo	2	2	4	\$570K	\$559K
18 June, 2017	8 Acme Cres	Detached	3	3	3	\$750K	\$820K
20 June, 2017	611, 2000 Islington Ave	Condo	2	2	5	\$598K	\$588K
21 June, 2017	75A St Andrews Blvd	Detached	3	3	16	\$998K	\$972K
	1606, 2010 Islington Ave	Condo	2	3	5	\$855K	\$780K
	1804, 320 Dixon Rd	Condo	2	1	27	\$146K	\$144K
22 June, 2017	1716, 370 Dixon Rd	Condo	2	1	9	\$235K	\$225K
23 June, 2017	1604, 390 Dixon Rd	Condo	2	1	9	\$228K	\$225K
26 June, 2017	40 Warbeck Pl	Detached	3	2	4	\$895K	\$890K
27 June, 2017	1710, 390 Dixon Rd	Condo	3	2	23	\$300K	\$295K
6 July, 2017	102, 370 Dixon Rd	Condo	2	1	35	\$245K	\$243K
15 July, 2017	212, 370 Dixon Rd	Condo	2	1	19	\$220K	\$200K
17 July, 2017	1905, 380 Dixon Rd	Condo	2	1	3	\$220K	\$220K
23 July, 2017	128 The Westway	Detached	3	2	5	\$900K	\$900K
25 July, 2017	26 Westhampton Dr	Detached	3	3	54	\$700K	\$740K
27 July, 2017	143 The Westway	Detached	3	2	17	\$750K	\$750K
	2203, 320 Dixon Rd	Condo	2	1	22	\$170K	\$165K
29 July, 2017	1205, 380 Dixon Rd	Condo	2	1	9	\$230K	\$220K
30 July, 2017	29 York Rd	Detached	3	3	4	\$1,149K	\$1,050K

Data

Month, Day, Year of Sold Date	Address1	Property Type	Bedrooms	Washrooms	Days on the Market	List Price	Sold Price
30 July, 2017	2508, 380 Dixon Rd	Condo	1	1	22	\$200K	\$195K
2 August, 2017	605, 330 Dixon Rd	Condo	2	1	2	\$133K	\$139K
4 August, 2017	702, 370 Dixon Rd	Condo	2	1	50	\$245K	\$237K
	712, 2000 Islington Ave	Condo	2	3	36	\$899K	\$850K
5 August, 2017	#1108, 380 Dixon Rd	Condo	1	1	32	\$190K	\$192K
9 August, 2017	12 Peach Tree Path	Townhouse	3	4	19	\$588K	\$550K
10 August, 2017	1914, 340 Dixon Rd	Condo	3	2	10	\$200K	\$196K
	2508, 2000 Islington Ave	Condo	2	2	23	\$549K	\$545K
14 August, 2017	#1201, 390 Dixon Rd	Condo	2	1	12	\$230K	\$219K
16 August, 2017	505, 370 Dixon Rd	Condo	2	1	15	\$200K	\$200K
18 August, 2017	6 Byworth Blvd	Detached	3	3	21	\$1,086K	\$1,040K
24 August, 2017	708, 370 Dixon Rd	Condo	2	1	16	\$210K	\$210K
25 August, 2017	46 Fenley Dr	Detached	3	2	7	\$849K	\$849K
26 August, 2017	1710, 2000 Islington Ave	Condo	2	2	45	\$549K	\$545K
30 August, 2017	52 Sun Row Dr	Detached	3	2	9	\$1,229K	\$1,225K
	401, 330 Dixon Rd	Condo	2	1	31	\$179K	\$168K
	802, 320 Dixon Rd	Condo	2	1	2	\$149K	\$140K
31 August, 2017	21 Sweet Pea Path	Townhouse	3	3	9	\$539K	\$524K
1 September, 2017	608, 390 Dixon Rd	Condo	2	1	8	\$220K	\$220K
2 September, 2017	51 Northcrest Rd	Detached	3	2	50	\$850K	\$835K
3 September, 2017	2105, 370 Dixon Rd	Condo	3	1	17	\$268K	\$240K
10 September, 2017	48 Fenley Dr	Detached	3	2	102	\$885K	\$860K
12 September, 2017	49 Westroyal Rd	Detached	4	4	17	\$1,199K	\$1,115K
	104 Dixon Rd	Other	5	3	14	\$999K	\$975K
14 September, 2017	1109, 390 Dixon Rd	Condo	2	1	55	\$220K	\$200K
15 September, 2017	2115, 370 Dixon Rd	Condo	3	2	1	\$299K	\$288K
17 September, 2017	1801, 320 Dixon Rd	Condo	2	1	60	\$160K	\$148K
25 September, 2017	282 The Westway	Detached	3	2	12	\$850K	\$775K

Data

Month, Day, Year of Sold Date	Address1	Property Type	Bedrooms	Washrooms	Days on the Market	List Price	Sold Price
26 September, 2017	1702, 390 Dixon Rd	Condo	2	1	7	\$225K	\$226K
27 September, 2017	23 Rowse Cres	Detached	3	2	17	\$789K	\$800K
	1101, 390 Dixon Rd	Condo	2	1	42	\$225K	\$212K
2 October, 2017	1609, 390 Dixon Rd	Condo	2	1	55	\$210K	\$205K
3 October, 2017	810, 11 Wincott Dr	Condo	3	2	136	\$450K	\$425K
4 October, 2017	1911, 320 Dixon Rd	Condo	3	2	10	\$180K	\$163K
6 October, 2017	1203, 390 Dixon Rd	Condo	2	1	28	\$225K	\$218K
11 October, 2017	2203, 390 Dixon Rd	Condo	2	1	35	\$220K	\$206K
16 October, 2017	47 Northcrest Rd	Detached	3	2	32	\$840K	\$825K
17 October, 2017	19 Rowse Cres	Detached	3	2	27	\$800K	\$820K
	2007, 370 Dixon Rd	Condo	3	2	33	\$260K	\$250K
	2512, 2000 Islington Ave	Condo	2	3	18	\$789K	\$760K
18 October, 2017	204, 370 Dixon Rd	Condo	2	1	92	\$190K	\$189K
20 October, 2017	1901, 370 Dixon Rd	Condo	2	1	30	\$275K	\$260K
29 October, 2017	1504, 370 Dixon Rd	Condo	2	1	44	\$265K	\$250K
30 October, 2017	11 Benbow Rd	Detached	3	2	45	\$800K	\$780K
	201, 2010 Islington Ave	Condo	2	2	31	\$649K	\$535K
31 October, 2017	513, 340 Dixon Rd	Condo	2	1	56	\$140K	\$125K
2 November, 2017	903, 320 Dixon Rd	Condo	2	1	16	\$150K	\$145K
3 November, 2017	36 Fletcher Pl	Detached	3	2	11	\$785K	\$783K
4 November, 2017	101 Stapleton Dr	Detached	3	3	10	\$789K	\$750K
8 November, 2017	205, 390 Dixon Rd	Condo	2	1	5	\$240K	\$225K
9 November, 2017	1904, 390 Dixon Rd	Condo	3	1	132	\$250K	\$245K
	Ph#08, 380 Dixon Rd	Condo	1	1	56	\$230K	\$225K
15 November, 2017	46 Nugent Rd	Detached	3	2	2	\$869K	\$860K
21 November, 2017	602, 380 Dixon Rd	Condo	2	1	6	\$245K	\$237K
22 November, 2017	9 Lethbridge Ave	Detached	4	2	55	\$899K	\$920K
24 November, 2017	99 Saskatoon Dr	Detached	3	1	71	\$775K	\$738K

Data

Month, Day, Year of Sold Date	Address1	Property Type	Bedrooms	Washrooms	Days on the Market	List Price	Sold Price
29 November, 2017	2106, 370 Dixon Rd	Condo	2	1	56	\$240K	\$232K
7 December, 2017	2005, 320 Dixon Rd	Condo	2	1	13	\$160K	\$158K
8 December, 2017	8 Beaumaris Cres	Detached	4	3	9	\$879K	\$875K
11 December, 2017	17 Rowse Cres	Detached	3	3	17	\$970K	\$935K
13 December, 2017	2013, 390 Dixon Rd	Condo	2	1	42	\$230K	\$213K
14 December, 2017	21 Aikenhead Rd	Detached	3	3	24	\$889K	\$845K
4 January, 2018	2003, 390 Dixon Rd	Condo	2	1	6	\$210K	\$199K
8 January, 2018	2101, 2010 Islington Ave W	Condo	3	2	118	\$649K	\$630K
10 January, 2018	6 Byworth Blvd	Detached	3	3	39	\$800K	\$940K
11 January, 2018	1404, 380 Dixon Rd	Condo	3	2	7	\$260K	\$242K
12 January, 2018	601, 370 Dixon Rd	Condo	2	1	52	\$285K	\$274K
15 January, 2018	2207, 320 Dixon Rd	Condo	3	2	45	\$190K	\$184K
18 January, 2018	502, 315 Dixon Rd	Condo	3	2	3	\$260K	\$260K
23 January, 2018	15 Warbeck Pl	Detached	3	2	14	\$800K	\$792K
21 February, 2018	1605, 340 Dixon Rd	Condo	2	1	64	\$158K	\$156K
22 February, 2018	1 Madill St	Detached	4	3	7	\$995K	\$1,100K
	34 Mitre Pl	Detached	3	2	15	\$1,050K	\$1,025K
	59 Kingsview Blvd	Detached	3	2	15	\$750K	\$740K
24 February, 2018	26 Sturton Rd	Detached	3	2	17	\$840K	\$815K
26 February, 2018	2 Westhampton Dr	Detached	3	1	4	\$649K	\$660K
27 February, 2018	1113, 370 Dixon Rd	Condo	2	1	43	\$285K	\$260K
1 March, 2018	306, 340 Dixon Rd	Condo	2	1	71	\$149K	\$145K
	802, 11 Wincott Dr	Condo	1	1	23	\$285K	\$280K
4 March, 2018	137 Kingsview Blvd	Detached	4	2	22	\$890K	\$910K
9 March, 2018	21 Mcarthur St	Detached	4	4	11	\$2,450K	\$2,280K
12 March, 2018	191 Kingsview Blvd	Detached	3	2	0	\$749K	\$695K
13 March, 2018	1812, 340 Dixon Rd	Condo	2	1	7	\$165K	\$165K
14 March, 2018	502, 320 Dixon Rd	Condo	2	1	20	\$160K	\$140K

Data

Month, Day, Year of Sold Date	Address1	Property Type	Bedrooms	Washrooms	Days on the Market	List Price	Sold Price
16 March, 2018	2611, 2000 Islington Ave	Condo	2	2	20	\$699K	\$675K
18 March, 2018	111, 390 Dixon Rd	Condo	3	2	2	\$290K	\$283K
20 March, 2018	1108, 11 Wincott Dr	Condo	3	2	4	\$499K	\$480K
21 March, 2018	1 Rowse Cres	Detached	3	2	7	\$939K	\$940K
	204, 370 Dixon Rd	Condo	2	1	12	\$270K	\$263K
22 March, 2018	10 Fenley Dr	Detached	3	3	16	\$975K	\$950K
26 March, 2018	31 Fletcher Pl	Detached	3	2	4	\$750K	\$821K
27 March, 2018	38 Warbeck Pl	Detached	3	3	6	\$889K	\$889K
28 March, 2018	206, 380 Dixon Rd	Condo	2	1	29	\$279K	\$275K
	416, 390 Dixon Rd	Condo	2	1	9	\$260K	\$248K
31 March, 2018	5 Paragon Rd	Detached	3	2	20	\$919K	\$919K