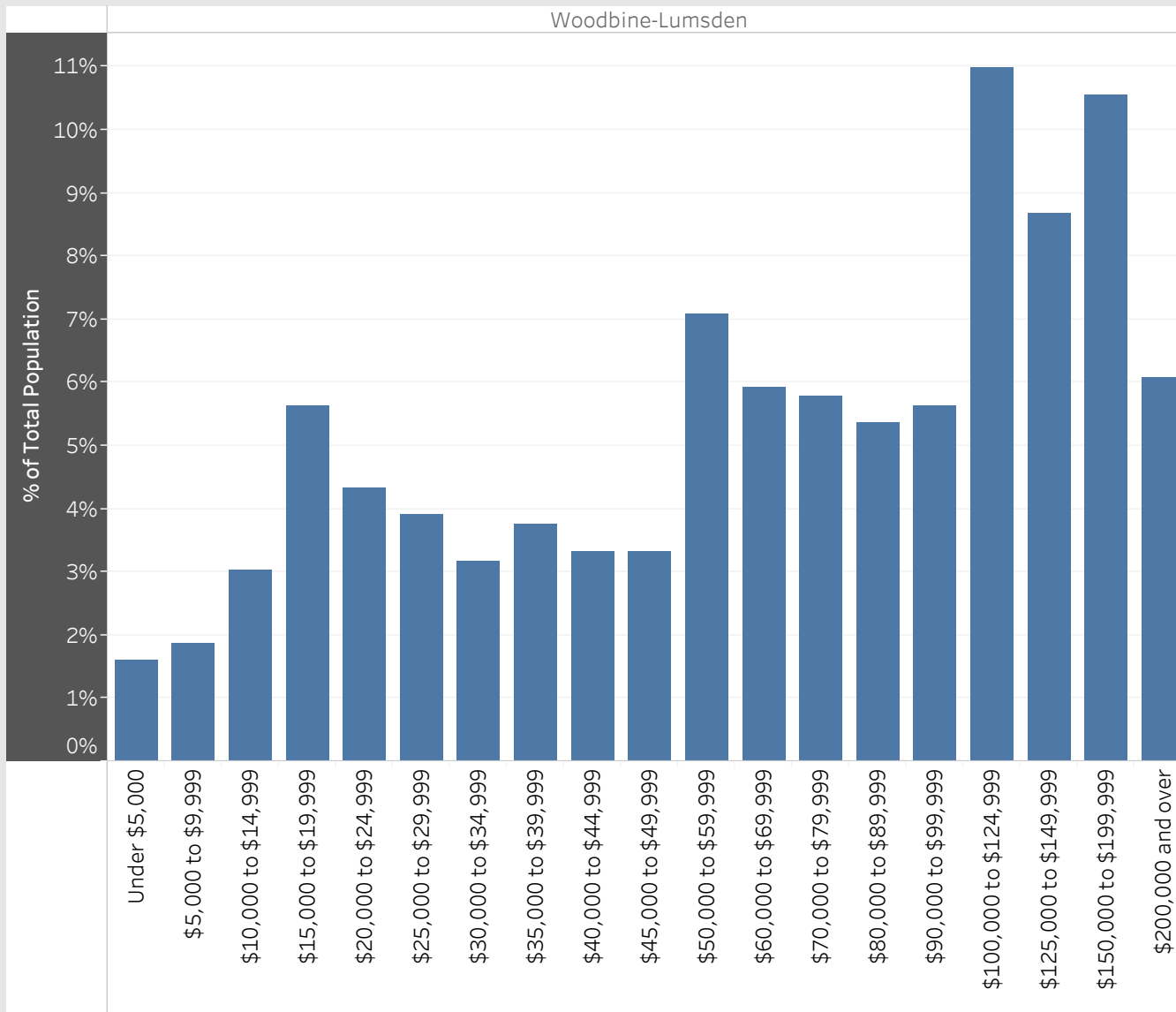


Woodbine-Lumsden  
Neighbourhood Breakdown  
July 1st, 2015 - March 31st, 2018

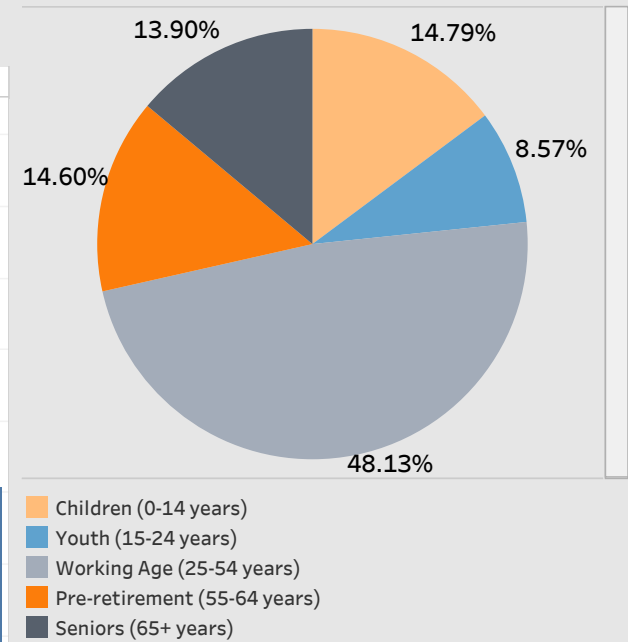


# 2016 StatsCan Data

## Household Income in Woodbine-Lumsden



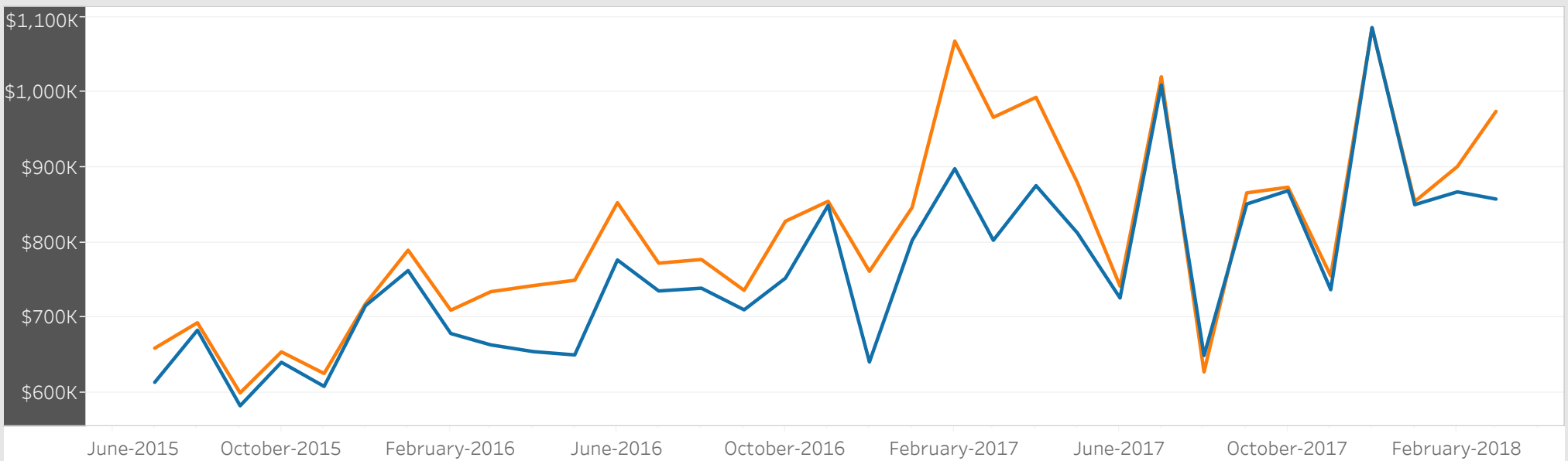
### Age



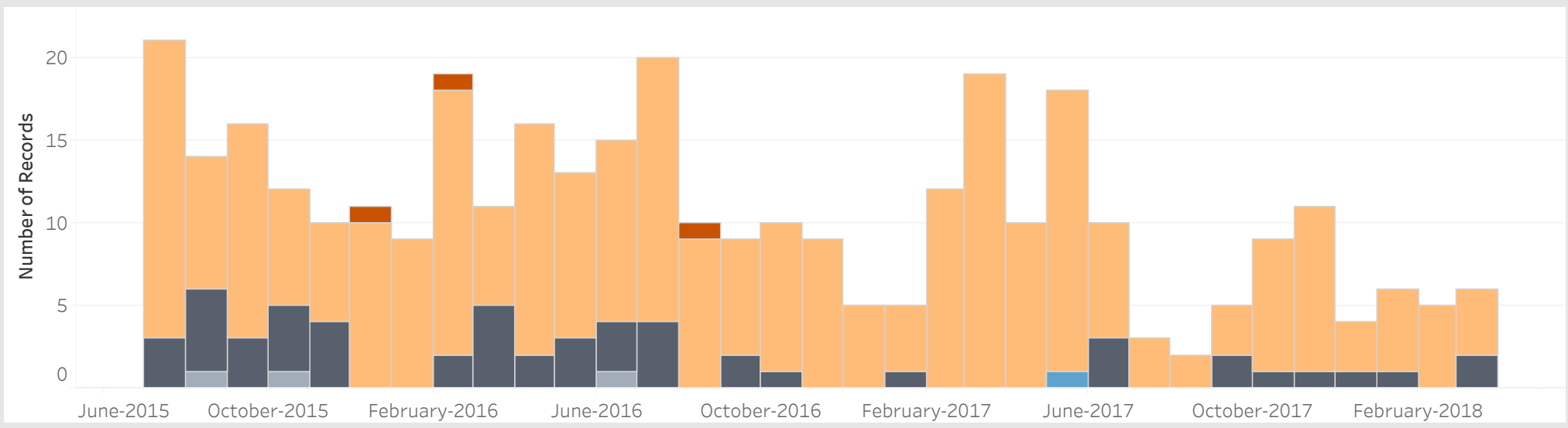
### Visible Minorities

Not a visible minority	68.85%
Chinese	9.28%
Black	6.04%
South Asian	4.39%
Filipino	3.69%
Latin American	1.97%
Multiple visible minorities	1.40%
Visible minority; n.i.e.	1.02%
Japanese	0.89%
Korean	0.83%
Southeast Asian	0.70%
Arab	0.57%
West Asian	0.38%

### Average Sold Price vs. Average Ask Price in Woodbine-Lumsden



### Properties Sold in Woodbine-Lumsden by Month



## Data

Month, Day, Year of Sold Date	Address1	Property Type	Bedrooms	Washrooms	Days on the Market	List Price	Sold Price
4 July, 2015	1431 Woodbine Ave, Toronto	Semi-Detached	3	3	9	\$599K	\$573K
5 July, 2015	161 Oak Park Ave, Toronto	Detached	2	2	5	\$590K	\$655K
6 July, 2015	5 Gatwick Ave, Toronto	Detached	3	4	8	\$790K	\$915K
7 July, 2015	174 Coleridge Ave, Toronto	Detached	3	3	8	\$500K	\$627K
8 July, 2015	377 Lumsden Ave, Toronto	Detached	3	2	3	\$529K	\$561K
9 July, 2015	41 Oak Park Ave, Toronto	Detached	3	2	2	\$659K	\$780K
12 July, 2015	142 Gledhill Ave, Toronto	Detached	3	4	12	\$999K	\$1,135K
13 July, 2015	65 King Edward Ave, Toronto	Detached	1	2	6	\$379K	\$343K
	211 Holborne Ave, Toronto	Detached	2	2	7	\$490K	\$550K
	309 Cedarvale Ave, Toronto	Detached	4	2	7	\$549K	\$637K
14 July, 2015	124 Coleridge Ave, Toronto	Detached	2	1	6	\$499K	\$541K
16 July, 2015	204 Holborne Ave, Toronto	Detached	3	3	1	\$800K	\$870K
20 July, 2015	40 Everett Cres, Toronto	Semi-Detached	2	1	7	\$480K	\$505K
21 July, 2015	359 Cedarvale Ave, Toronto	Detached	2	3	6	\$550K	\$540K
22 July, 2015	192 Barker Ave, Toronto	Detached	3	4	9	\$900K	\$895K
	256 Lumsden Ave, Toronto	Detached	2	1	6	\$489K	\$461K
	378 Cedarvale Ave, Toronto	Detached	3	2	71	\$549K	\$549K
27 July, 2015	21 Orley Ave, Toronto	Detached	2	1	21	\$369K	\$491K
28 July, 2015	12 Westbrook Ave, Toronto	Detached	2	2	12	\$729K	\$702K
	37 Chisholm Ave, Toronto	Semi-Detached	3	2	6	\$589K	\$663K
	183 Holborne Ave, Toronto	Detached	3	4	6	\$850K	\$850K
10 August, 2015	1255 Woodbine Ave, Toronto	Semi-Detached	2	2	21	\$489K	\$484K
11 August, 2015	104 Gledhill Ave, Toronto	Detached	3	1	7	\$699K	\$691K
	137 Oak Park Ave, Toronto	Detached	1	2	8	\$490K	\$553K
16 August, 2015	739 Milverton Blvd, Toronto	Detached	2	1	3	\$490K	\$480K
17 August, 2015	119 Oak Park Ave, Toronto	Detached	3	2	5	\$690K	\$818K
18 August, 2015	376 Main St, Toronto	Detached	4	4	33	\$1,100K	\$1,075K
	385 Main St, Toronto	Semi-Detached	3	2	13	\$630K	\$620K

## Data

Month, Day, Year of Sold Date	Address1	Property Type	Bedrooms	Washrooms	Days on the Market	List Price	Sold Price
23 August, 2015	6 Savoy Ave, Toronto	Detached	2	2	14	\$599K	\$610K
24 August, 2015	1203 Woodbine Ave, Toronto	Semi-Detached	3	2	5	\$650K	\$650K
25 August, 2015	489 Main St, Toronto	Semi-Detached	2	1	6	\$379K	\$411K
26 August, 2015	197 Barker Ave, Toronto	Detached	2	2	9	\$549K	\$601K
	237 Holborne Ave, Toronto	Semi-Detached	2	1	16	\$400K	\$370K
27 August, 2015	323 Gledhill Ave, Toronto	Detached	5	4	56	\$1,000K	\$990K
31 August, 2015	247 Chisholm Ave, Toronto	Other	8	4	51	\$1,399K	\$1,350K
3 September, 2015	261 Chisholm Ave, Toronto	Detached	3	4	31	\$995K	\$970K
7 September, 2015	58 Orley Ave, Toronto	Detached	2	1	6	\$500K	\$580K
12 September, 2015	1107 Woodbine Ave, Toronto	Semi-Detached	2	2	4	\$500K	\$570K
13 September, 2015	10 Newmarket Ave, Toronto	Detached	2	2	6	\$500K	\$562K
	23 Crewe Ave, Toronto	Detached	3	2	7	\$715K	\$800K
14 September, 2015	213 King Edward Ave, Toronto	Detached	2	1	6	\$499K	\$500K
16 September, 2015	26 King Edward Ave, Toronto	Semi-Detached	3	2	7	\$459K	\$515K
	184 Barker Ave, Toronto	Detached	2	3	15	\$599K	\$635K
17 September, 2015	25 Savoy Ave, Toronto	Detached	4	2	32	\$650K	\$649K
18 September, 2015	233 Cedarvale Ave, Toronto	Detached	2	2	11	\$550K	\$535K
22 September, 2015	3 Trenton Ave, Toronto	Detached	3	1	2	\$550K	\$550K
	1115 Woodbine Ave, Toronto	Semi-Detached	2	2	15	\$499K	\$495K
23 September, 2015	40 Wallington Ave, Toronto	Detached	2	1	22	\$500K	\$491K
24 September, 2015	516 Main St, Toronto	Detached	2	2	3	\$515K	\$520K
28 September, 2015	333 Cedarvale Ave, Toronto	Detached	3	1	17	\$689K	\$642K
29 September, 2015	18 King Edward Ave, Toronto	Detached	2	2	15	\$600K	\$580K
2 October, 2015	221 Holborne Ave, Toronto	Detached	2	2	46	\$698K	\$650K
5 October, 2015	285 Westlake Ave, Toronto	Detached	3	3	5	\$800K	\$750K
6 October, 2015	49 Doncaster Ave, Toronto	Detached	2	2	6	\$500K	\$550K
15 October, 2015	240 Lumsden Ave, Toronto	Detached	4	4	10	\$1,039K	\$1,030K
17 October, 2015	1231 Woodbine Ave, Toronto	Other			80	\$556K	\$540K

## Data

Month, Day, Year of Sold Date	Address1	Property Type	Bedrooms	Washrooms	Days on the Market	List Price	Sold Price
18 October, 2015	15 Crewe Ave, Toronto	Semi-Detached	2	1	18	\$475K	\$470K
19 October, 2015	102 Coleridge Ave, Toronto	Semi-Detached	3	2	7	\$600K	\$716K
	262 Gledhill Ave, Toronto	Semi-Detached	2	2	6	\$479K	\$565K
21 October, 2015	375 Main St, Toronto	Semi-Detached	2	2	8	\$599K	\$610K
24 October, 2015	218 Westlake Ave, Toronto	Detached	3	4	3	\$890K	\$900K
28 October, 2015	215 King Edward Ave, Toronto	Detached	3	2	9	\$550K	\$550K
29 October, 2015	151 Holborne Ave, Toronto	Detached	2	2	11	\$499K	\$520K
3 November, 2015	155 Chisholm Ave, Toronto	Semi-Detached	2	2	8	\$575K	\$620K
5 November, 2015	121 King Edward Ave, Toronto	Detached	2	1	2	\$475K	\$475K
8 November, 2015	170 Westlake Ave, Toronto	Detached	2	2	12	\$549K	\$585K
12 November, 2015	132 Barker Ave, Toronto	Detached	4	4	16	\$998K	\$984K
	398 Main St, Toronto	Detached	3	4	7	\$550K	\$560K
15 November, 2015	344 Cedarvale Ave, Toronto	Detached	2	1	5	\$499K	\$560K
20 November, 2015	273 Chisholm Ave, Toronto	Semi-Detached	3	2	11	\$649K	\$646K
22 November, 2015	146 King Edward Ave, Toronto	Semi-Detached	2	1	6	\$489K	\$550K
24 November, 2015	172 Coleridge Ave, Toronto	Detached	2	2	68	\$739K	\$725K
26 November, 2015	358 Main St, Toronto	Semi-Detached	3	2	1	\$560K	\$550K
1 December, 2015	166 Barker Ave, Toronto	Detached	2	1	9	\$459K	\$465K
3 December, 2015	6 Trenton Ave, Toronto	Detached	4	4	8	\$980K	\$980K
6 December, 2015	22 Hamstead Ave, Toronto	Detached	3	4	20	\$969K	\$950K
11 December, 2015	866 Cosburn Ave, Toronto	Detached	3	2	33	\$529K	\$518K
15 December, 2015	107, 1071 Woodbine Ave, Toronto	Condo	2	1	6	\$320K	\$314K
16 December, 2015	24 Chisholm Ave, Toronto	Detached	4	3	12	\$629K	\$647K
19 December, 2015	49 Goodwood Park Cres, Toronto	Detached	3	4	12	\$729K	\$810K
22 December, 2015	149 Gledhill Ave, Toronto	Detached	4	2	8	\$799K	\$799K
23 December, 2015	1425 Woodbine Ave, Toronto	Detached	4	4	21	\$870K	\$870K
29 December, 2015	256 Lumsden Ave, Toronto	Detached	2	2	12	\$739K	\$718K
30 December, 2015	277 Chisholm Ave, Toronto	Detached	3	4	23	\$850K	\$830K

## Data

Month, Day, Year of Sold Date	Address1	Property Type	Bedrooms	Washrooms	Days on the Market	List Price	Sold Price
7 January, 2016	204 Holborne Ave, Toronto	Detached	3	3	31	\$989K	\$950K
10 January, 2016	238 Holborne Ave, Toronto	Detached	4	3	2	\$779K	\$765K
13 January, 2016	198 Holborne Ave, Toronto	Detached	2	2	2	\$629K	\$658K
14 January, 2016	263 Coleridge Ave, Toronto	Detached	3	3	4	\$969K	\$958K
18 January, 2016	340 Cedarvale Ave, Toronto	Detached	2	2	6	\$500K	\$567K
21 January, 2016	971 Cosburn Ave	Detached	4	4	77	\$1,049K	\$1,040K
22 January, 2016	47 King Edward Ave	Detached	2	2	8	\$499K	\$590K
23 January, 2016	895 Cosburn Ave	Detached	4	4	12	\$999K	\$999K
25 January, 2016	25 Westbrook Ave	Detached	2	2	6	\$450K	\$581K
1 February, 2016	207, 1071 Woodbine Ave	Condo	2	1	25	\$330K	\$335K
2 February, 2016	15 Everett Cres	Detached	3	2	6	\$649K	\$768K
8 February, 2016	218 Holborne Ave	Detached	2	2	13	\$650K	\$610K
9 February, 2016	264 Cedarvale Ave	Detached	3	4	91	\$750K	\$745K
11 February, 2016	94 Harris Ave	Detached	3	2	2	\$560K	\$630K
12 February, 2016	20 Newmarket Ave	Detached	3	2	8	\$770K	\$730K
	1161 Woodbine Ave	Detached	4	4	18	\$999K	\$982K
17 February, 2016	252 Gledhill Ave	Detached	3	4	84	\$1,297K	\$1,276K
18 February, 2016	168 Westlake Ave	Detached	3	1	7	\$500K	\$586K
	203 Holborne Ave	Detached	3	3	29	\$779K	\$768K
22 February, 2016	32 Westbrook Ave	Detached	2	3	4	\$600K	\$650K
23 February, 2016	21 Wallington Ave	Detached	2	2	7	\$490K	\$585K
	375 Main St	Semi-Detached	2	2	7	\$699K	\$892K
	727 Milverton Blvd	Detached	3	2	6	\$689K	\$837K
24 February, 2016	1217 Woodbine Ave	Semi-Detached	1	2	71	\$425K	\$400K
25 February, 2016	47 Goodwood Park Cres	Detached	3	4	8	\$799K	\$847K
27 February, 2016	1223-25 Woodbine Ave	Detached	3	3	74	\$875K	\$750K
	1227 Woodbine Ave	Detached	3	3	74	\$535K	\$515K
28 February, 2016	177 Coleridge Ave	Detached	2	2	7	\$500K	\$580K

## Data

Month, Day, Year of Sold Date	Address1	Property Type	Bedrooms	Washrooms	Days on the Market	List Price	Sold Price
2 March, 2016	1219 Woodbine Ave	Semi-Detached	2	2	77	\$425K	\$415K
3 March, 2016	85 Coleridge Ave	Semi-Detached	3	2	2	\$600K	\$735K
	231 Cedarvale Ave	Detached	2	1	2	\$499K	\$602K
6 March, 2016	474 Main St	Semi-Detached	3	2	1	\$630K	\$620K
11 March, 2016	42 Epsom Ave	Detached	3	2	1	\$669K	\$810K
	208 Virginia Ave	Detached	2	1	0	\$420K	\$675K
13 March, 2016	17 King Edward Ave	Detached	3	2	4	\$830K	\$915K
	37 Gledhill Ave	Semi-Detached	3	4	23	\$749K	\$745K
19 March, 2016	859 Sammon Ave	Detached	3	4	1	\$980K	\$980K
21 March, 2016	815 Cosburn Ave	Detached	3	4	12	\$1,000K	\$980K
29 March, 2016	105 King Edward Ave	Semi-Detached	2	2	11	\$498K	\$601K
4 April, 2016	137 Oak Park Ave	Detached	1	2	5	\$590K	\$658K
5 April, 2016	17 Crewe Ave	Semi-Detached	2	1	5	\$480K	\$578K
	312 Chisholm Ave	Detached	3	4	26	\$885K	\$885K
6 April, 2016	97 King Edward Ave	Detached	3	4	8	\$850K	\$903K
	148 King Edward Ave	Semi-Detached	2	1	1	\$499K	\$606K
	243 Coleridge Ave	Detached	3	3	5	\$729K	\$765K
8 April, 2016	229 Cedarvale Ave	Detached	3	3	1	\$629K	\$766K
10 April, 2016	182 Oak Park Ave	Detached	0	1	10	\$549K	\$611K
	239 Cedarvale Ave	Detached	3	2	13	\$899K	\$890K
12 April, 2016	289 Lumsden Ave	Detached	2	2	6	\$499K	\$650K
15 April, 2016	63 Gatwick Ave	Detached	2	2	2	\$599K	\$715K
16 April, 2016	4 Epsom Ave	Detached	3	3	4	\$799K	\$909K
25 April, 2016	204 King Edward Ave	Detached	4	3	7	\$700K	\$860K
26 April, 2016	21 Westbrook Ave	Detached	2	1	5	\$499K	\$645K
	180 Chisholm Ave	Detached	2	2	9	\$499K	\$690K
27 April, 2016	214 Oak Park Ave	Detached	6	4	13	\$769K	\$750K
9 May, 2016	75 Chisholm Ave	Semi-Detached	3	2	7	\$499K	\$639K



## Data

Month, Day, Year of Sold Date	Address1	Property Type	Bedrooms	Washrooms	Days on the Market	List Price	Sold Price
10 May, 2016	54 Everett Cres	Detached	2	2	7	\$499K	\$626K
11 May, 2016	156 Barker Ave	Detached	3	3	21	\$850K	\$858K
	233 Lumsden Ave	Detached	2	2	9	\$560K	\$548K
13 May, 2016	19 Hamstead Ave	Detached	4	5	4	\$979K	\$988K
16 May, 2016	297 Lumsden Ave	Semi-Detached	3	2	6	\$600K	\$700K
17 May, 2016	101 Coleridge Ave	Detached	2	2	7	\$600K	\$725K
18 May, 2016	160 Holborne Ave	Detached	1	1	6	\$499K	\$648K
	352A Lumsden Ave	Detached	4	4	15	\$850K	\$905K
20 May, 2016	46 Gledhill Ave	Detached	5	6	8	\$868K	\$1,050K
24 May, 2016	463 Main St	Semi-Detached	3	2	7	\$600K	\$705K
27 May, 2016	148 Gledhill Ave	Detached	2	1	3	\$549K	\$720K
31 May, 2016	239 Lumsden Ave	Detached	2	1	6	\$500K	\$633K
1 June, 2016	9 Cambrai Ave	Detached	2	2	2	\$599K	\$715K
	190 Gledhill Ave	Detached	2	1	8	\$570K	\$749K
2 June, 2016	5 Rumney Rd	Detached	2	2	8	\$649K	\$670K
	262 Coleridge Ave	Semi-Detached	2	1	8	\$499K	\$600K
9 June, 2016	317 Cedarvale Ave	Other	5	7	8	\$1,555K	\$1,520K
13 June, 2016	265 Cedarvale Ave	Detached	2	2	7	\$599K	\$750K
17 June, 2016	15 Crewe Ave	Semi-Detached	2	2	2	\$699K	\$700K
21 June, 2016	137 Chisholm Ave	Detached	3	3	8	\$899K	\$890K
	268 Coleridge Ave	Detached	3	4	5	\$1,049K	\$1,226K
22 June, 2016	269 Coleridge Ave	Detached	2	2	6	\$600K	\$700K
23 June, 2016	20 Savoy Ave	Detached	4	4	7	\$1,149K	\$1,300K
24 June, 2016	373 Main St	Semi-Detached	3	2	3	\$699K	\$842K
27 June, 2016	126 Westlake Ave	Detached	3	3	7	\$685K	\$692K
29 June, 2016	5 Trenton Ave	Detached	2	2	6	\$600K	\$650K
	101 Chisholm Ave	Detached	3	2	5	\$799K	\$790K
7 July, 2016	69 Wallington Ave	Detached	3	2	26	\$800K	\$790K

## Data

Month, Day, Year of Sold Date	Address1	Property Type	Bedrooms	Washrooms	Days on the Market	List Price	Sold Price
7 July, 2016	164 Barker Ave	Detached	3	4	23	\$1,199K	\$1,160K
	234 Coleridge Ave	Detached	2	2	24	\$600K	\$610K
11 July, 2016	191 Gledhill Ave	Detached	2	2	5	\$500K	\$733K
	207 Cedarvale Ave	Detached	3	4	4	\$869K	\$960K
	523 Main St	Detached	3	3	5	\$1,049K	\$1,045K
12 July, 2016	59 Coleridge Ave	Detached	4	2	7	\$629K	\$729K
13 July, 2016	181 King Edward Ave	Detached	4	4	6	\$880K	\$1,000K
	980 Cosburn Ave	Detached	4	4	8	\$1,299K	\$1,267K
15 July, 2016	7 Rumney Rd	Detached	2	2	4	\$649K	\$635K
17 July, 2016	447 Main St	Semi-Detached	3	2	6	\$600K	\$753K
19 July, 2016	179 Virginia Ave	Detached	1	2	7	\$629K	\$637K
	1047 Woodbine Ave	Semi-Detached	3	2	7	\$550K	\$633K
20 July, 2016	192 Gledhill Ave	Detached	2	2	14	\$650K	\$640K
24 July, 2016	50 Doncaster Ave	Detached	2	1	5	\$620K	\$660K
25 July, 2016	7 Hamstead Ave	Detached	3	4	20	\$848K	\$846K
27 July, 2016	189 Virginia Ave	Semi-Detached	2	2	9	\$449K	\$460K
	287 Chisholm Ave	Detached	1	2	0	\$499K	\$490K
28 July, 2016	251 Coleridge Ave	Detached	2	2	24	\$690K	\$705K
30 July, 2016	87 Coleridge Ave	Semi-Detached	3	1	17	\$699K	\$695K
3 August, 2016	82 Chisholm Ave	Detached	3	3	43	\$900K	\$877K
5 August, 2016	3 Bracebridge Ave	Detached	2	1	3	\$600K	\$750K
8 August, 2016	38 Cambrai Ave	Detached	3	2	33	\$840K	\$818K
10 August, 2016	159 Cedarvale Ave	Detached	4	4	7	\$939K	\$1,100K
13 August, 2016	508, 2359 Danforth Ave	Condo	2	2	66	\$416K	\$455K
15 August, 2016	19 Gatwick Ave	Detached	2	2	19	\$719K	\$710K
17 August, 2016	117 King Edward Ave	Detached	4	4	27	\$1,150K	\$1,142K
18 August, 2016	290 Oak Park Ave	Detached	2	1	8	\$599K	\$636K
24 August, 2016	330 Cedarvale Ave	Detached	2	2	6	\$629K	\$665K

## Data

Month, Day, Year of Sold Date	Address1	Property Type	Bedrooms	Washrooms	Days on the Market	List Price	Sold Price
26 August, 2016	18 Crewe Ave	Detached	2	2	1	\$599K	\$620K
2 September, 2016	88 Drayton Ave	Semi-Detached	2	1	46	\$550K	\$550K
11 September, 2016	43 Doncaster Ave	Detached	3	2	5	\$726K	\$700K
12 September, 2016	970 Cosburn Ave	Detached	2	2	11	\$688K	\$723K
19 September, 2016	201 Westlake Ave	Detached	2	2	6	\$799K	\$888K
20 September, 2016	238 Lumsden Ave	Detached	3	2	33	\$750K	\$733K
27 September, 2016	2 King Edward Ave	Semi-Detached	3	2	6	\$679K	\$773K
	211 Westlake Ave	Detached	3	4	5	\$891K	\$960K
28 September, 2016	218 Chisholm Ave	Detached	2	1	7	\$710K	\$710K
30 September, 2016	865 Cosburn Ave	Detached	1	2	10	\$600K	\$590K
4 October, 2016	133 Oak Park Ave	Detached	4	4	7	\$999K	\$1,382K
	190 Westlake Ave	Detached	3	3	7	\$850K	\$890K
12 October, 2016	220 Westlake Ave	Detached	3	3	8	\$895K	\$930K
14 October, 2016	19 Savoy Ave	Detached	2	3	4	\$699K	\$705K
	251 Oak Park Ave	Detached	2	1	3	\$599K	\$640K
22 October, 2016	26 Westbrook Ave	Detached	2	2	9	\$739K	\$739K
24 October, 2016	196 Holborne Ave	Detached	3	3	5	\$899K	\$910K
25 October, 2016	245 Lumsden Ave	Detached	2	2	7	\$500K	\$615K
	359 Main St	Semi-Detached	3	1	5	\$545K	\$672K
29 October, 2016	8 Bracebridge Ave	Detached	3	3	16	\$799K	\$799K
1 November, 2016	24 Wallington Ave	Detached	2	2	9	\$749K	\$770K
2 November, 2016	94 Harris Ave	Detached	3	3	12	\$949K	\$925K
	235 Lumsden Ave	Detached	2	2	7	\$499K	\$545K
10 November, 2016	98 Gledhill Ave	Detached	2	2	7	\$699K	\$763K
	525 Main St	Detached	4	2	13	\$899K	\$875K
14 November, 2016	367 Cedarvale Ave	Detached	2	2	28	\$710K	\$680K
21 November, 2016	457 Oak Park Ave	Detached	3	3	46	\$1,200K	\$1,170K
22 November, 2016	179 Cedarvale Ave	Detached	4	3	36	\$990K	\$985K

## Data

Month, Day, Year of Sold Date	Address1	Property Type	Bedrooms	Washrooms	Days on the Market	List Price	Sold Price
24 November, 2016	47 Wallington Ave	Detached	3	4	63	\$949K	\$980K
1 December, 2016	59 King Edward Ave	Detached	2	2	2	\$700K	\$826K
2 December, 2016	172 Barker Ave	Detached	1	2	3	\$600K	\$680K
16 December, 2016	104 Oak Park Ave	Detached	2	1	4	\$575K	\$701K
	173 Gledhill Ave	Detached	2	2	2	\$749K	\$825K
20 December, 2016	209 Cedarvale Ave	Detached	3	1	6	\$580K	\$776K
9 January, 2017	38 Everett Cres	Semi-Detached	2	1	0	\$625K	\$615K
	294 Westlake Ave	Detached	4	4	6	\$999K	\$1,121K
14 January, 2017	254 Cedarvale Ave	Detached	2	2	1	\$660K	\$639K
27 January, 2017	62 King Edward Ave	Detached	3	2	17	\$880K	\$850K
31 January, 2017	124 Westlake Ave	Detached	3	4	7	\$849K	\$1,008K
1 February, 2017	1323 Woodbine Ave	Detached	2	2	20	\$735K	\$725K
3 February, 2017	19 Crewe Ave	Detached	4	4	2	\$1,400K	\$1,725K
	53 Orley Ave	Detached	4	4	3	\$1,340K	\$1,290K
	309 Cedarvale Ave	Detached	4	4	0	\$949K	\$1,170K
9 February, 2017	9 King Edward Ave	Detached	4	4	5	\$1,099K	\$1,488K
	244 Lumsden Ave	Detached	2	1	2	\$699K	\$795K
12 February, 2017	516 Main St	Detached	4	4	34	\$1,380K	\$1,360K
15 February, 2017	229 Westlake Ave	Detached	2	2	9	\$649K	\$932K
16 February, 2017	739 Milverton Blvd	Detached	2	1	9	\$600K	\$763K
24 February, 2017	242A Gledhill Ave	Detached	2	2	2	\$589K	\$740K
28 February, 2017	21 Savoy Ave	Detached	2	1	7	\$699K	\$910K
	57 Orley Ave	Detached	2	1	7	\$640K	\$920K
2 March, 2017	18 King Edward Ave	Detached	2	2	2	\$649K	\$915K
	74 Gatwick Ave	Detached	2	2	1	\$669K	\$845K
5 March, 2017	235 Lumsden Ave	Detached	2	2	4	\$700K	\$839K
6 March, 2017	241 Westlake Ave	Detached	3	4	7	\$1,269K	\$1,260K
8 March, 2017	113 Chisholm Ave	Detached	2	2	7	\$729K	\$918K

Data

Month, Day, Year of Sold Date	Address1	Property Type	Bedrooms	Washrooms	Days on the Market	List Price	Sold Price
8 March, 2017	147 King Edward Ave	Detached	3	2	7	\$849K	\$960K
13 March, 2017	138 Westlake Ave	Detached	4	3	6	\$969K	\$1,216K
14 March, 2017	313 Cedarvale Ave	Detached	2	2	7	\$649K	\$715K
22 March, 2017	39 Crewe Ave	Detached	3	4	7	\$1,099K	\$1,263K
	223 Cedarvale Ave	Detached	4	4	8	\$1,098K	\$1,388K
24 March, 2017	131 King Edward Ave	Detached	3	1	10	\$799K	\$769K
27 March, 2017	107 Westlake Ave	Detached	2	2	5	\$680K	\$991K
	283 Chisholm Ave	Detached	1	2	0	\$649K	\$740K
28 March, 2017	20 Orley Ave	Detached	2	2	7	\$649K	\$855K
	51 Coleridge Ave	Detached	3	1	7	\$799K	\$1,060K
	61 Virginia Ave	Detached	1	2	7	\$699K	\$885K
29 March, 2017	1153 Woodbine Ave	Detached	3	4	6	\$750K	\$777K
30 March, 2017	90 Coleridge Ave	Detached	2	2	7	\$700K	\$845K
31 March, 2017	35 Epsom Ave	Detached	3	3	4	\$850K	\$1,125K
3 April, 2017	1341 Woodbine Ave, Toronto	Detached	3	2	22	\$650K	\$640K
4 April, 2017	34 Gatwick Ave	Detached	2	2	0	\$650K	\$775K
	59 Coleridge Ave N	Detached	3	4	0	\$1,310K	\$1,310K
6 April, 2017	190 King Edward Ave	Detached	4	4	13	\$1,320K	\$1,270K
10 April, 2017	421 Main St	Detached	4	4	10	\$1,150K	\$1,415K
11 April, 2017	36 Doncaster Ave	Detached	3	2	7	\$729K	\$1,101K
12 April, 2017	56 Chisholm Ave	Detached	3	2	6	\$699K	\$920K
13 April, 2017	26 Hamstead Ave	Detached	3	2	7	\$800K	\$821K
24 April, 2017	252 Westlake Ave	Detached	3	2	6	\$799K	\$895K
25 April, 2017	47 Orley Ave	Detached	2	1	7	\$650K	\$786K
1 May, 2017	121 King Edward Ave	Detached	2	1	6	\$599K	\$755K
4 May, 2017	273 Coleridge Ave	Detached	2	1	7	\$796K	\$821K
8 May, 2017	142 Coleridge Ave	Detached	2	2	7	\$599K	\$635K
	162 King Edward Ave	Detached	2	2	6	\$830K	\$895K

## Data

Month, Day, Year of Sold Date	Address1	Property Type	Bedrooms	Washrooms	Days on the Market	List Price	Sold Price
8 May, 2017	344 Lumsden Ave	Detached	2	2	13	\$750K	\$725K
10 May, 2017	50 Orley Ave	Detached	3	2	6	\$749K	\$950K
	337 Lumsden Ave	Detached	3	4	8	\$899K	\$1,040K
15 May, 2017	60 Gatwick Ave	Detached	1	2	6	\$739K	\$725K
16 May, 2017	125 King Edward Ave	Detached	3	3	7	\$879K	\$1,060K
	211 Chisholm Ave	Detached	3	2	13	\$750K	\$775K
17 May, 2017	29 Wallington Ave	Detached	3	2	44	\$909K	\$895K
	97 Coleridge Ave	Detached	2	2	8	\$630K	\$705K
	197A Virginia Ave	Detached	2	3	6	\$699K	\$710K
18 May, 2017	54 Oak Park Ave	Detached	3	4	7	\$1,089K	\$1,260K
28 May, 2017	208 Oak Park Ave	Detached	2	1	4	\$720K	\$712K
29 May, 2017	181 Westlake Ave	Detached	4	2	24	\$1,099K	\$1,048K
30 May, 2017	502 Main St	Townhouse	3	2	12	\$595K	\$675K
31 May, 2017	177 Coleridge Ave	Detached	3	4	8	\$1,299K	\$1,450K
1 June, 2017	89 Coleridge Ave	Semi-Detached	1	2	7	\$649K	\$690K
2 June, 2017	7 Cambrai Ave	Detached	2	1	10	\$700K	\$691K
9 June, 2017	1343 Woodbine Ave	Detached	3	3	9	\$800K	\$778K
12 June, 2017	84 Barrington Ave	Detached	3	2	5	\$800K	\$951K
19 June, 2017	1105 Woodbine Ave	Semi-Detached	2	2	5	\$599K	\$650K
21 June, 2017	12 King Edward Ave	Detached	2	2	8	\$769K	\$750K
22 June, 2017	109 Chisholm Ave	Semi-Detached	2	2	21	\$765K	\$744K
25 June, 2017	69 Gatwick Ave	Detached	2	1	25	\$649K	\$625K
27 June, 2017	77 Newmarket Ave	Detached	3	2	12	\$690K	\$690K
30 June, 2017	348 Cedarvale Ave	Detached	3	3	4	\$840K	\$850K
11 July, 2017	31 Hamstead Ave	Detached	3	2	21	\$750K	\$737K
19 July, 2017	67 Gledhill Ave	Detached	4	4	14	\$1,350K	\$1,410K
26 July, 2017	7 Rumney Rd	Detached	3	2	28	\$929K	\$915K
15 August, 2017	132 King Edward Ave	Detached	2	1	7	\$649K	\$645K

## Data

Month, Day, Year of Sold Date	Address1	Property Type	Bedrooms	Washrooms	Days on the Market	List Price	Sold Price
23 August, 2017	242A Gledhill Ave	Detached	2	2	5	\$650K	\$610K
7 September, 2017	241 King Edward Ave	Semi-Detached	3	4	1	\$880K	\$950K
11 September, 2017	1135 Woodbine Ave	Semi-Detached	2	1	4	\$590K	\$650K
17 September, 2017	166 Barker Ave	Detached	3	4	11	\$1,299K	\$1,270K
26 September, 2017	100 Coleridge Ave	Detached	2	1	7	\$699K	\$715K
27 September, 2017	220 Holborne Ave	Detached	2	2	12	\$788K	\$745K
1 October, 2017	87 Gledhill Ave	Detached	3	2	2	\$999K	\$990K
5 October, 2017	54 Doncaster Ave	Detached	3	4	30	\$1,389K	\$1,325K
10 October, 2017	48 Epsom Ave	Detached	3	2	7	\$850K	\$912K
18 October, 2017	368 Cedarvale Ave	Detached	2	2	1	\$680K	\$790K
19 October, 2017	435 Main St	Semi-Detached	2	2	48	\$775K	\$745K
21 October, 2017	1 Orley Ave	Detached	3	2	4	\$999K	\$1,000K
23 October, 2017	319 Westlake Ave	Detached	2	1	6	\$729K	\$729K
27 October, 2017	283 Chisholm Ave	Detached	1	2	45	\$550K	\$550K
30 October, 2017	380 Main St	Detached	6	3	13	\$850K	\$821K
2 November, 2017	134 King Edward Ave	Detached	3	1	7	\$625K	\$615K
4 November, 2017	866 Cosburn Ave	Detached	3	2	3	\$649K	\$700K
7 November, 2017	238 Westlake Ave	Detached	1	2	13	\$649K	\$633K
9 November, 2017	213 King Edward Ave	Detached	2	2	2	\$799K	\$890K
10 November, 2017	227 Oak Park Ave	Semi-Detached	2	2	1	\$690K	\$725K
14 November, 2017	160 Westlake Ave	Detached	3	2	5	\$800K	\$855K
16 November, 2017	247 Coleridge Ave	Detached	4	4	3	\$999K	\$1,000K
21 November, 2017	20 Westlake Cres	Detached	3	3	21	\$869K	\$870K
22 November, 2017	414 Main St	Detached	2	2	8	\$779K	\$805K
24 November, 2017	316 Chisholm Ave	Detached	2	2	2	\$649K	\$637K
27 November, 2017	234 Lumsden Ave	Detached	2	1	42	\$600K	\$580K
12 December, 2017	313 Cedarvale Ave	Detached	2	2	7	\$845K	\$802K
15 December, 2017	330 Cedarvale Ave	Detached	4	4	23	\$1,400K	\$1,390K

## Data

Month, Day, Year of Sold Date	Address1	Property Type	Bedrooms	Washrooms	Days on the Market	List Price	Sold Price
18 December, 2017	19 Gatwick Ave	Detached	4	4	7	\$1,300K	\$1,300K
19 December, 2017	75 Chisholm Ave	Semi-Detached	3	3	14	\$800K	\$851K
5 January, 2018	218 Westlake Ave	Detached	3	4	44	\$1,245K	\$1,175K
13 January, 2018	48 Orley Ave	Detached	2	2	26	\$799K	\$785K
	320 Chisholm Ave	Detached	3	4	8	\$949K	\$950K
16 January, 2018	41 Gledhill Ave	Semi-Detached	2	2	6	\$759K	\$775K
	197 Holborne Ave	Detached	2	1	83	\$700K	\$630K
23 January, 2018	231 Oak Park Ave	Detached	2	2	6	\$650K	\$812K
13 February, 2018	208 Coleridge Ave	Detached	2	2	7	\$699K	\$750K
15 February, 2018	150 Oak Park Ave	Detached	2	2	7	\$789K	\$841K
20 February, 2018	11 Everett Cres	Detached	2	2	0	\$849K	\$838K
	137 Oak Park Ave	Detached	3	4	8	\$1,400K	\$1,355K
25 February, 2018	15 Doncaster Ave	Detached	2	2	4	\$600K	\$722K
1 March, 2018	532 Main St	Detached	2	2	3	\$700K	\$852K
12 March, 2018	97 Coleridge Ave	Detached	3	4	11	\$1,099K	\$1,080K
	128 Coleridge Ave	Semi-Detached	2	2	3	\$580K	\$800K
20 March, 2018	13 King Edward Ave	Semi-Detached	2	2	1	\$869K	\$880K
27 March, 2018	92 Oak Park Ave	Detached	2	2	7	\$1,199K	\$1,300K
28 March, 2018	72 King Edward Ave	Detached	3	2	7	\$700K	\$935K