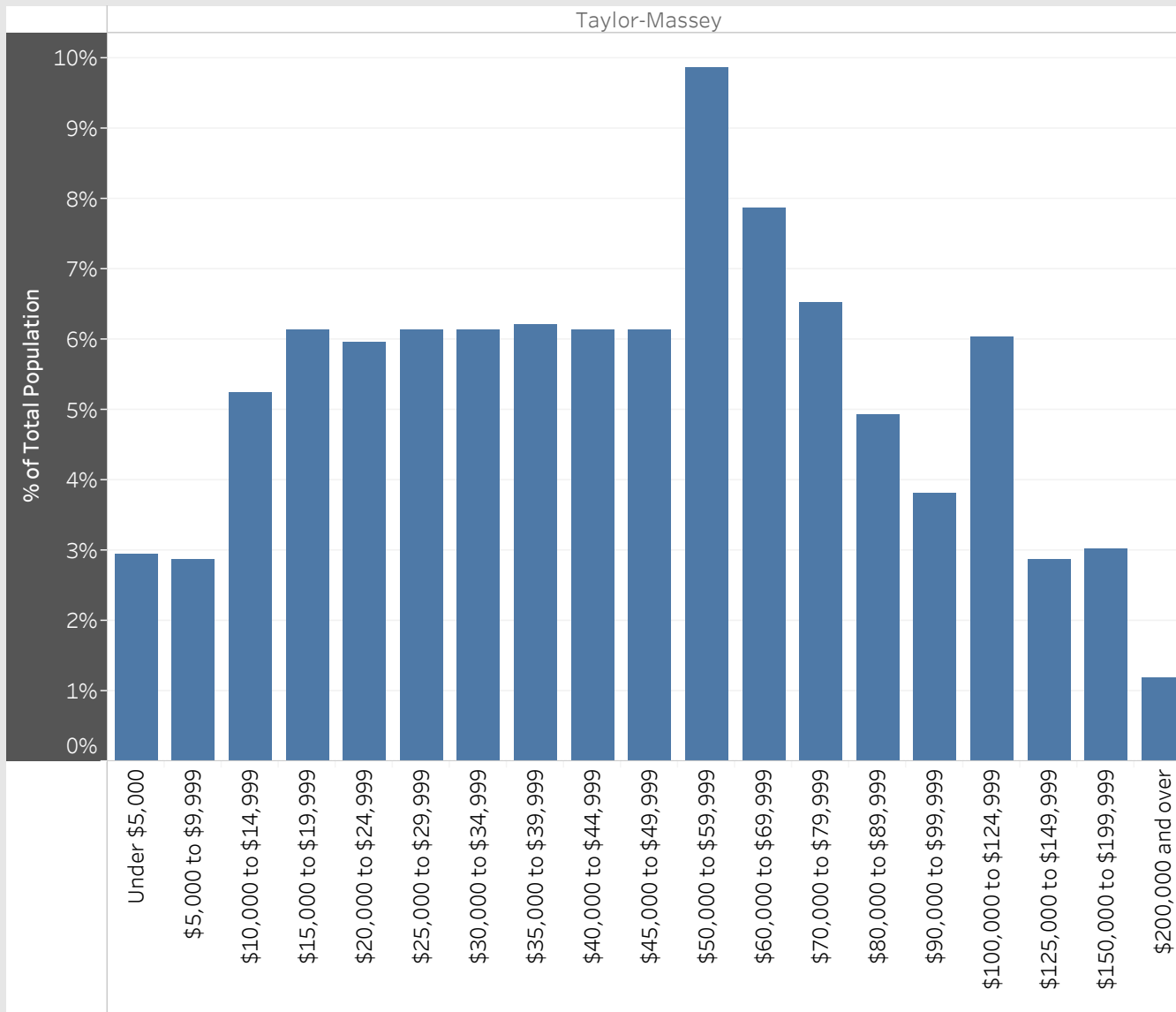


Taylor-Massey
Neighbourhood Breakdown
July 1st, 2015 - March 31st, 2018

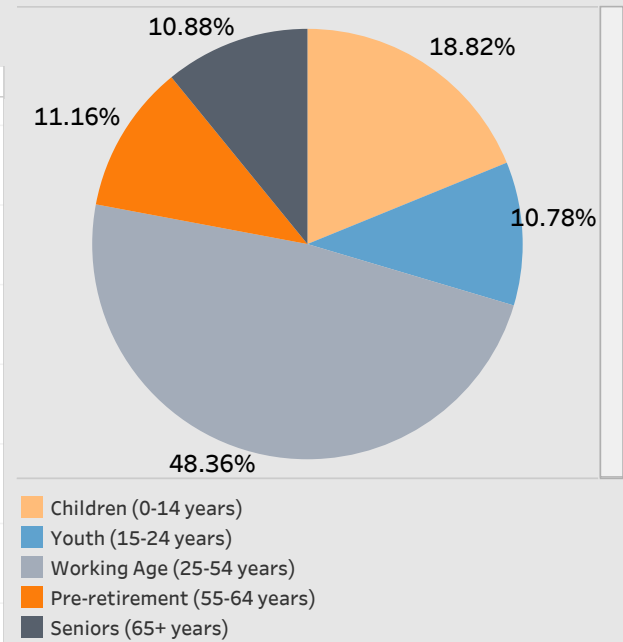


2016 StatsCan Data

Household Income in Taylor-Massey



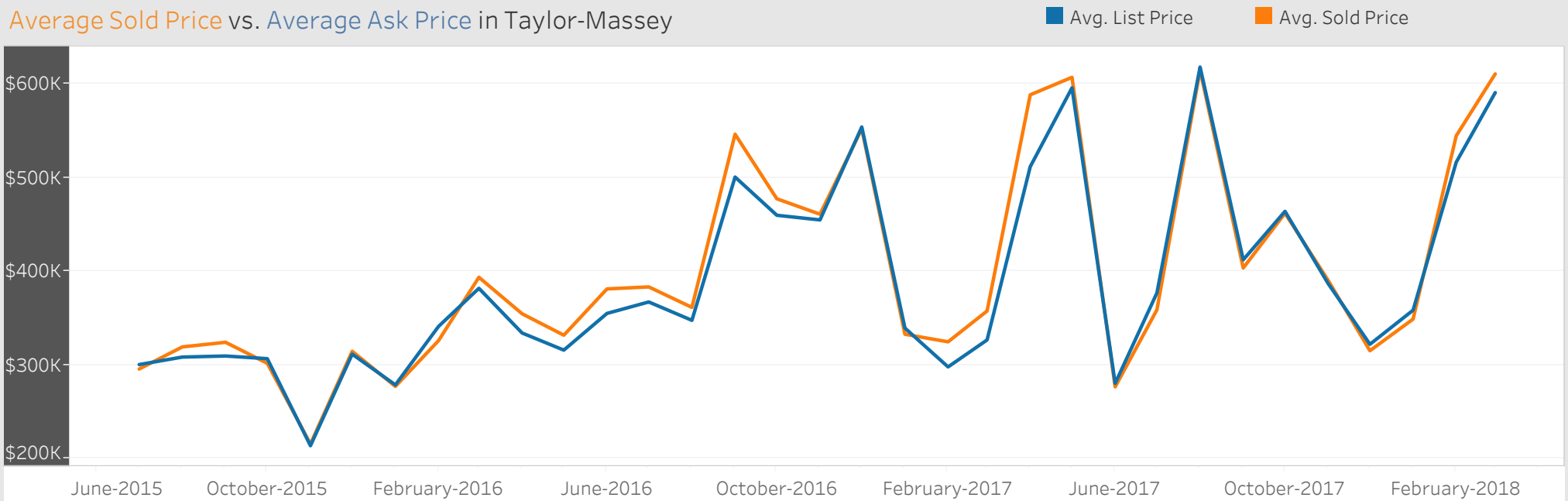
Age



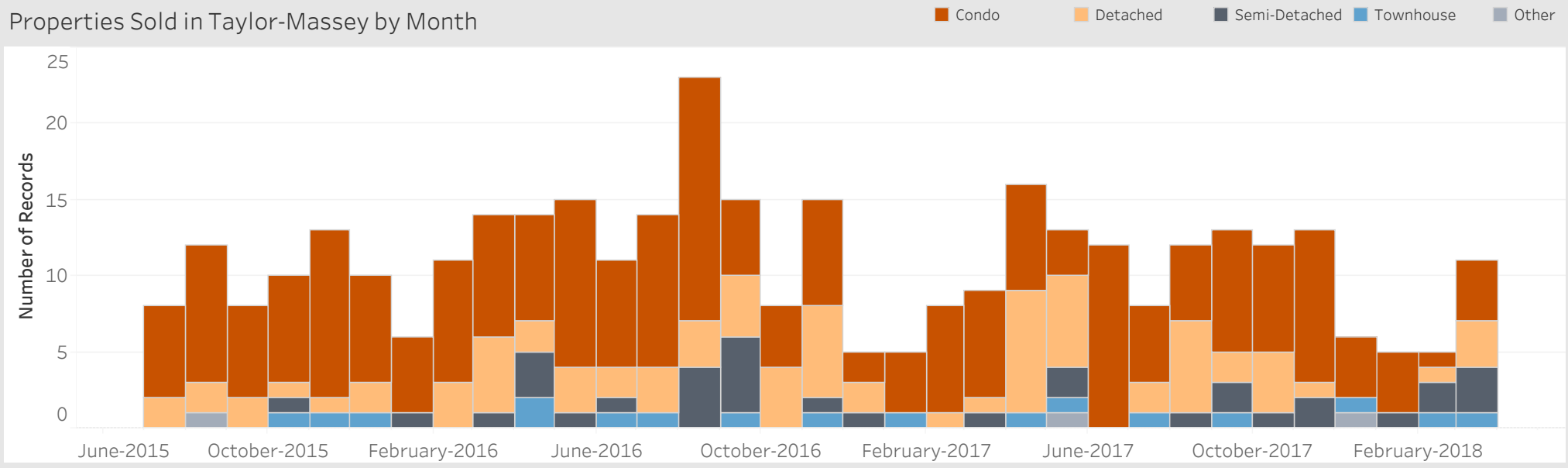
Visible Minorities

South Asian	38.59%
Not a visible minority	33.10%
Black	9.91%
Chinese	4.36%
Filipino	4.33%
Visible minority; n.i.e.	1.84%
West Asian	1.68%
Multiple visible minorities	1.55%
Latin American	1.39%
Southeast Asian	1.13%
Korean	1.03%
Arab	0.74%
Japanese	0.36%

Average Sold Price vs. Average Ask Price in Taylor-Massey



Properties Sold in Taylor-Massey by Month



Data

Month, Day, Year of Sold Date	Address1	Property Type	Bedrooms	Washrooms	Days on the Market	List Price	Sold Price
4 July, 2015	607, 1 Massey Sq, Toronto	Condo	1	1	30	\$225K	\$213K
9 July, 2015	507, 3 Massey Sq, Toronto	Condo	1	1	24	\$190K	\$189K
10 July, 2015	619, 5 Massey Sq, Toronto	Condo	1	1	8	\$220K	\$215K
12 July, 2015	58 Goodwood Park Cres, Toronto	Detached	3	2	7	\$699K	\$707K
14 July, 2015	1203, 1 Massey Sq, Toronto	Condo	1	1	21	\$219K	\$215K
18 July, 2015	1908, 3 Massey Sq, Toronto	Condo	1	1	16	\$165K	\$158K
19 July, 2015	2, 3 Massey Sq, Toronto	Condo	1	1	12	\$154K	\$152K
29 July, 2015	160 Barrington Ave, Toronto	Detached	3	3	6	\$530K	\$515K
4 August, 2015	1411, 1 Massey Sq, Toronto	Condo	1	1	14	\$220K	\$219K
6 August, 2015	509, 5 Massey Sq, Toronto	Condo	1	2	2	\$250K	\$245K
7 August, 2015	709, 1 Massey Sq, Toronto	Condo	1	1	9	\$180K	\$181K
9 August, 2015	2905, 5 Massey Sq, Toronto	Condo	1	1	60	\$220K	\$208K
13 August, 2015	187 Coleman Ave, Toronto	Detached	3	2	16	\$550K	\$550K
	2804, 1 Massey Sq, Toronto	Condo	1	1	10	\$190K	\$192K
17 August, 2015	182 Coleman Ave, Toronto	Other	4	3	8	\$550K	\$711K
20 August, 2015	807, 3 Massey Sq, Toronto	Condo	1	1	10	\$235K	\$234K
	3205, 3 Massey Sq, Toronto	Condo	1	1	13	\$235K	\$227K
23 August, 2015	53 Meighen Ave, Toronto	Detached	2	2	7	\$570K	\$573K
24 August, 2015	715, 5 Massey Sq, Toronto	Condo	1	2	14	\$285K	\$279K
29 August, 2015	604, 5 Massey Sq, Toronto	Condo	1	1	12	\$215K	\$211K
9 September, 2015	3506, 3 Massey Sq, Toronto	Condo	1	1	16	\$215K	\$215K
16 September, 2015	2909, 5 Massey Sq, Toronto	Condo	1	2	38	\$289K	\$285K
	3702, 3 Massey Sq, Toronto	Condo	1	1	3	\$129K	\$143K
17 September, 2015	Ph04, 5 Massey Sq, Toronto	Condo	1	1	25	\$243K	\$234K
21 September, 2015	1116, 1 Massey Sq, Toronto	Condo	1	1	6	\$235K	\$233K
25 September, 2015	10 Balfour Ave, Toronto	Detached	3	1	5	\$550K	\$570K
27 September, 2015	25 Thyra Ave, Toronto	Detached	2	3	6	\$579K	\$688K
	405, 3 Massey Sq, Toronto	Condo	1	1	35	\$235K	\$224K

Data

Month, Day, Year of Sold Date	Address1	Property Type	Bedrooms	Washrooms	Days on the Market	List Price	Sold Price
7 October, 2015	25 Palmer Ave, Toronto	Townhouse	2	2	7	\$415K	\$415K
14 October, 2015	23 Thyra Ave, Toronto	Semi-Detached	2	2	13	\$565K	\$557K
	2509, 5 Massey Sq, Toronto	Condo	1	2	20	\$288K	\$287K
15 October, 2015	3405, 3 Massey Sq, Toronto	Condo	1	1	25	\$215K	\$207K
18 October, 2015	41 Dentonia Park Ave, Toronto	Detached	3	2	4	\$600K	\$600K
	1719, 1 Massey Sq, Toronto	Condo	1	1	14	\$170K	\$170K
19 October, 2015	604, 1 Massey Sq, Toronto	Condo	1	1	11	\$190K	\$180K
27 October, 2015	506, 3 Massey Sq, Toronto	Condo	1	1	21	\$197K	\$190K
	1903, 3 Massey Sq, Toronto	Condo	1	1	20	\$220K	\$208K
30 October, 2015	701, 1 Massey Sq, Toronto	Condo	1	1	8	\$206K	\$202K
5 November, 2015	106, 1 Massey Sq, Toronto	Condo	1	1	10	\$175K	\$170K
7 November, 2015	63 Thyra Ave, Toronto	Detached	2	1	6	\$399K	\$480K
8 November, 2015	108, 4 Crescent Town Rd, Toronto	Townhouse	2	3	19	\$289K	\$280K
	111, 1 Massey Sq, Toronto	Condo	1	1	17	\$150K	\$145K
9 November, 2015	2503, 1 Massey Sq, Toronto	Condo	1	1	12	\$199K	\$195K
10 November, 2015	2811, 1 Massey Sq, Toronto	Condo	1	1	6	\$220K	\$222K
14 November, 2015	1701, 1 Massey Sq, Toronto	Condo	1	1	9	\$195K	\$190K
19 November, 2015	1118, 1 Massey Sq, Toronto	Condo	1	1	17	\$170K	\$163K
21 November, 2015	803, 1 Massey Sq, Toronto	Condo	1	1	25	\$190K	\$176K
24 November, 2015	203, 1 Massey Sq, Toronto	Condo	1	1	8	\$196K	\$190K
25 November, 2015	1705, 1 Massey Sq, Toronto	Condo	1	2	17	\$279K	\$270K
26 November, 2015	1718, 1 Massey Sq, Toronto	Condo	1	1	18	\$150K	\$163K
30 November, 2015	208, 3 Massey Sq, Toronto	Condo	1	1	7	\$163K	\$155K
1 December, 2015	709, 1 Massey Sq, Toronto	Condo	1	1	17	\$233K	\$226K
7 December, 2015	2716, 1 Massey Sq, Toronto	Condo	1	1	16	\$249K	\$243K
8 December, 2015	65 Eldon Ave, Toronto	Detached	2	2	6	\$489K	\$515K
9 December, 2015	85 Doncaster Ave, Toronto	Townhouse	3	3		\$550K	\$600K
	707, 1 Massey Sq, Toronto	Condo	1	1	20	\$199K	\$197K

Data

Month, Day, Year of Sold Date	Address1	Property Type	Bedrooms	Washrooms	Days on the Market	List Price	Sold Price
12 December, 2015	1003, 1 Massey Sq, Toronto	Condo	1	1	13	\$210K	\$196K
14 December, 2015	716, 5 Massey Sq, Toronto	Condo	1	1	50	\$210K	\$209K
15 December, 2015	204, 1 Massey Sq, Toronto	Condo	1	1	28	\$195K	\$190K
18 December, 2015	60 Sibley Ave, Toronto	Detached	3	2	2	\$560K	\$555K
24 December, 2015	2912, 5 Massey Sq, Toronto	Condo	1	1	17	\$220K	\$214K
10 January, 2016	2519, 5 Massey Sq, Toronto	Condo	1	1	41	\$210K	\$202K
12 January, 2016	2B Midburn Ave, Toronto	Semi-Detached	3	2	26	\$470K	\$472K
	3 Massey Sq, Toronto	Condo	1	2	9	\$280K	\$305K
	410, 5 Massey Sq, Toronto	Condo	1	1	12	\$214K	\$207K
21 January, 2016	#2011, 5 Massey Sq	Condo	2	1	38	\$235K	\$220K
26 January, 2016	1205, 1 Massey Sq	Condo	3	2	132	\$262K	\$255K
1 February, 2016	218, 5 Massey Sq	Condo	2	1	21	\$219K	\$212K
6 February, 2016	209, 1 Massey Sq	Condo	2	1	16	\$180K	\$172K
9 February, 2016	11 Thyra Ave	Detached	3	2	29	\$689K	\$650K
12 February, 2016	Ph 2, 5 Massey Sq	Condo	1	1	75	\$180K	\$177K
13 February, 2016	7 Denton Ave	Detached	2	2	64	\$650K	\$640K
	416, 1 Massey Sq	Condo	2	1	3	\$220K	\$220K
14 February, 2016	33 Newman Ave	Detached	4	3	16	\$780K	\$710K
16 February, 2016	1004, 5 Massey Sq	Condo	2	1	21	\$200K	\$198K
18 February, 2016	2604, 1 Massey Sq	Condo	2	1	20	\$219K	\$212K
22 February, 2016	2511, 5 Massey Sq	Condo	2	1	6	\$215K	\$208K
26 February, 2016	#1808, 3 Massey Sq	Condo	1	1	18	\$199K	\$185K
5 March, 2016	421 Main St	Detached	2	2	3	\$550K	\$550K
6 March, 2016	57 Palmer Ave	Detached	2	2	3	\$500K	\$655K
7 March, 2016	2302, 3 Massey Sq	Condo	1	1	6	\$170K	\$166K
8 March, 2016	#914, 5 Massey Sq	Condo	3	2	37	\$280K	\$270K
11 March, 2016	2617, 1 Massey Sq	Condo	1	1	9	\$150K	\$148K
14 March, 2016	68 Barrington Ave	Detached	4	4	11	\$689K	\$756K

Data

Month, Day, Year of Sold Date	Address1	Property Type	Bedrooms	Washrooms	Days on the Market	List Price	Sold Price
16 March, 2016	604, 1 Massey Sq	Condo	2	1	54	\$250K	\$250K
17 March, 2016	349 Dawes Rd	Detached	2	2	4	\$600K	\$650K
	1714, 1 Massey Sq	Condo	1	1	12	\$173K	\$177K
	1802, 5 Massey Sq	Condo	1	1	15	\$165K	\$160K
18 March, 2016	#1009, 5 Massey Sq	Condo	3	2	24	\$270K	\$257K
21 March, 2016	80 Rosevear Ave	Semi-Detached	3	2	41	\$620K	\$595K
23 March, 2016	33 Gower Dr	Detached	3	3	19	\$669K	\$625K
28 March, 2016	2914, 5 Massey Sq	Condo	3	2	108	\$259K	\$250K
4 April, 2016	69 Palmer Ave	Detached	3	1	6	\$499K	\$550K
	1803, 3 Massey Sq	Condo	2	1	18	\$250K	\$242K
5 April, 2016	74 Eldon Ave	Semi-Detached	3	2	7	\$570K	\$720K
	378 Lumsden Ave	Detached	3	1	5	\$600K	\$640K
6 April, 2016	#1005, 1 Massey Sq	Condo	3	2	28	\$294K	\$278K
8 April, 2016	409, 8 Crescent Town Rd	Townhouse	3	2	30	\$285K	\$268K
	2817, 5 Massey Sq	Condo	2	1	9	\$217K	\$213K
11 April, 2016	102, 5 Massey Sq	Condo	1	1	18	\$159K	\$154K
12 April, 2016	8, 99 Goodwood Park Crt	Semi-Detached	3	2	4	\$500K	\$595K
	2411, 5 Massey Sq, Toronto	Condo	1	1	6	\$219K	\$216K
14 April, 2016	2319, 5 Massey Sq	Condo	2	1	28	\$220K	\$220K
18 April, 2016	303, 3 Massey Sq	Condo	2	1	33	\$230K	\$218K
21 April, 2016	404, 6 Crescent Town Rd	Townhouse	3	2	30	\$284K	\$268K
28 April, 2016	36 Rosevear Ave	Semi-Detached	2	1	2	\$349K	\$382K
2 May, 2016	13 Newman Ave	Detached	3	1	6	\$549K	\$591K
	319, 5 Massey Sq	Condo	2	1	19	\$229K	\$215K
4 May, 2016	2611, 5 Massey Sq	Condo	2	1	1	\$209K	\$210K
6 May, 2016	2002, 3 Massey Sq	Condo	1	1	11	\$199K	\$195K
	2505, 5 Massey Sq	Condo	2	1	26	\$235K	\$225K
7 May, 2016	2103, 3 Massey Sq	Condo	2	1	26	\$235K	\$222K

Data

Month, Day, Year of Sold Date	Address1	Property Type	Bedrooms	Washrooms	Days on the Market	List Price	Sold Price
9 May, 2016	43 Palmer Ave	Detached	5	2	1	\$699K	\$858K
10 May, 2016	2703, 5 Massey Sq	Condo	1	1	3	\$165K	\$161K
	3401, 3 Massey Sq	Condo	3	2	5	\$300K	\$297K
12 May, 2016	493 Main St	Detached	3	2	9	\$600K	\$600K
	706, 5 Massey Sq	Condo	1	1	17	\$195K	\$192K
	2005, 3 Massey Sq	Condo	2	1	22	\$223K	\$222K
16 May, 2016	29 Rosevear Ave	Semi-Detached	2	3	5	\$499K	\$589K
18 May, 2016	802, 5 Massey Sq	Condo	1	1	2	\$175K	\$175K
24 May, 2016	211, 1 Massey Sq	Condo	2	1	6	\$223K	\$223K
2 June, 2016	9 Sutherland Ave	Detached	2	2	15	\$519K	\$593K
3 June, 2016	1419, 5 Massey Sq	Condo	2	1	9	\$230K	\$225K
8 June, 2016	1202, 1 Massey Sq	Condo	2	1	17	\$250K	\$237K
	1205, 3 Massey Sq	Condo	2	1	57	\$220K	\$212K
	#1009, 5 Massey Sq	Condo	3	2	3	\$300K	\$298K
9 June, 2016	305, 3 Massey Sq	Condo	2	1	21	\$230K	\$228K
10 June, 2016	2B Midburn Ave	Semi-Detached	3	3	21	\$539K	\$518K
16 June, 2016	1002, 1 Massey Sq	Condo	2	1	3	\$219K	\$206K
23 June, 2016	54 Dentonia Park Ave	Townhouse	2	2	8	\$549K	\$731K
27 June, 2016	1810, 5 Massey Sq	Condo	2	1	3	\$249K	\$246K
29 June, 2016	61 Sibley Ave	Detached	3	2	9	\$599K	\$700K
5 July, 2016	2407, 1 Massey Sq	Condo	2	1	20	\$256K	\$235K
8 July, 2016	401, 2 Crescent Town Rd	Townhouse	3	2	17	\$299K	\$310K
	1107, 1 Massey Sq	Condo	2	1	16	\$250K	\$240K
11 July, 2016	1004, 5 Massey Sq	Condo	2	1	28	\$249K	\$242K
18 July, 2016	2401, 1 Massey Sq	Condo	2	1	14	\$238K	\$235K
19 July, 2016	2301, 5 Massey Sq	Condo	1	1	26	\$166K	\$160K
21 July, 2016	419 Main St	Detached	3	4	34	\$1,300K	\$1,280K
	2519, 1 Massey Sq	Condo	1	1	8	\$169K	\$163K

Data

Month, Day, Year of Sold Date	Address1	Property Type	Bedrooms	Washrooms	Days on the Market	List Price	Sold Price
22 July, 2016	7 Rosevear Ave	Detached	3	2	14	\$640K	\$627K
	1202, 5 Massey Sq	Condo	1	1	28	\$160K	\$157K
26 July, 2016	90 Barrington Ave	Detached	3	4	5	\$700K	\$995K
	1911, 1 Massey Sq	Condo	2	1	12	\$229K	\$230K
27 July, 2016	3601, 3 Massey Sq	Condo	3	2	14	\$310K	\$326K
28 July, 2016	1017, 1 Massey Sq	Condo	1	1	35	\$175K	\$165K
1 August, 2016	504, 3 Massey Sq	Condo	2	1	10	\$240K	\$225K
	702, 3 Massey Sq	Condo	1	1	19	\$185K	\$187K
	2409, 5 Massey Sq	Condo	3	2	5	\$320K	\$327K
3 August, 2016	146 Dawes Rd	Semi-Detached	4	4	8	\$700K	\$825K
	1406, 5 Massey Sq	Condo	1	1	12	\$165K	\$156K
5 August, 2016	701, 3 Massey Sq	Condo	3	2	21	\$315K	\$320K
6 August, 2016	15 Eldon Ave	Semi-Detached	2	2	9	\$499K	\$550K
8 August, 2016	104, 5 Massey Sq	Condo	2	1	13	\$230K	\$225K
	3012, 1 Massey Sq	Condo	1	1	32	\$184K	\$170K
11 August, 2016	2511, 5 Massey Sq	Condo	2	1	15	\$265K	\$261K
12 August, 2016	77 Dentonia Park Ave	Semi-Detached	3	3	4	\$415K	\$521K
15 August, 2016	5 Weymouth Ave	Semi-Detached	2	2	7	\$480K	\$605K
16 August, 2016	1218, 5 Massey Sq	Condo	2	1	35	\$240K	\$225K
17 August, 2016	2216, 5 Massey Sq	Condo	2	1	2	\$219K	\$219K
18 August, 2016	61 Eldon Ave	Detached	4	5	30	\$1,200K	\$1,188K
19 August, 2016	707, 5 Massey Sq	Condo	1	1	8	\$170K	\$169K
23 August, 2016	219, 1 Massey Sq	Condo	1	1	13	\$159K	\$155K
24 August, 2016	706, 3 Massey Sq	Condo	2	1	43	\$239K	\$229K
25 August, 2016	28 Goodwood Park Cres	Detached	2	2	26	\$540K	\$520K
27 August, 2016	41 Donora Dr	Detached	2	3	12	\$649K	\$670K
30 August, 2016	2607, 3 Massey Sq	Condo	2	1	21	\$240K	\$229K
31 August, 2016	803, 5 Massey Sq	Condo	1	1	33	\$170K	\$168K

Data

Month, Day, Year of Sold Date	Address1	Property Type	Bedrooms	Washrooms	Days on the Market	List Price	Sold Price
31 August, 2016	2103, 5 Massey Sq	Condo	1	1	15	\$170K	\$167K
1 September, 2016	3402, 3 Massey Sq	Condo	1	1	9	\$198K	\$204K
2 September, 2016	160 Barrington Ave	Detached	4	5	24	\$849K	\$800K
	1819, 5 Massey Sq	Condo	2	1	34	\$260K	\$257K
5 September, 2016	45 Dentonia Park Ave	Townhouse	2	2	5	\$549K	\$650K
8 September, 2016	1604, 1 Massey Sq	Condo	2	1	34	\$235K	\$222K
19 September, 2016	44 Medhurst Rd	Detached	2	2	7	\$599K	\$702K
	508, 3 Massey Sq	Condo	1	1	3	\$160K	\$155K
20 September, 2016	2 Bryant Ave	Detached	3	3	11	\$850K	\$775K
	10 Eldon Ave	Semi-Detached	2	2	7	\$530K	\$642K
	19 Brenton St	Detached	3	3	7	\$700K	\$873K
	95 Dentonia Park Ave	Semi-Detached	3	1	7	\$599K	\$735K
21 September, 2016	906, 3 Massey Sq	Condo	2	1	17	\$200K	\$235K
25 September, 2016	36 Rosevear Ave	Semi-Detached	2	3	2	\$588K	\$701K
27 September, 2016	16 Eldon Ave	Semi-Detached	3	2	50	\$595K	\$595K
30 September, 2016	11 Eldon Ave	Semi-Detached	3	3	22	\$599K	\$652K
3 October, 2016	#419, 1 Massey Sq	Condo	1	1	7	\$150K	\$166K
14 October, 2016	61 Thyra Ave	Detached	2	2	76	\$625K	\$565K
18 October, 2016	5 Rosevear Ave	Detached	3	2	6	\$580K	\$625K
19 October, 2016	5 Brenton St	Detached	4	5	5	\$1,000K	\$1,125K
24 October, 2016	146 Barrington Ave	Detached	4	3	13	\$695K	\$730K
28 October, 2016	2618, 1 Massey Sq	Condo	1	1	17	\$189K	\$180K
31 October, 2016	1604, 5 Massey Sq	Condo	2	1	16	\$260K	\$248K
	2201, 5 Massey Sq	Condo	1	1	5	\$180K	\$181K
1 November, 2016	614, 5 Massey Sq	Condo	3	2	13	\$328K	\$326K
2 November, 2016	62 Sibley Ave	Detached	3	2	8	\$870K	\$820K
	1207, 1 Massey Sq	Condo	2	1	10	\$235K	\$230K
8 November, 2016	7 Midburn Ave	Semi-Detached	4	2	4	\$470K	\$520K

Data

Month, Day, Year of Sold Date	Address1	Property Type	Bedrooms	Washrooms	Days on the Market	List Price	Sold Price
11 November, 2016	2017, 1 Massey Sq	Condo	1	1	10	\$190K	\$197K
16 November, 2016	4 Thyra Ave	Detached	2	2	14	\$700K	\$690K
21 November, 2016	64 Rosevear Ave	Detached	2	1	6	\$579K	\$658K
23 November, 2016	12 Midburn Ave	Detached	3	2	0	\$780K	\$775K
	47 Medhurst Rd	Detached	2	2	7	\$650K	\$725K
24 November, 2016	12 Crescent Town Rd	Townhouse	3	2	20	\$320K	\$308K
	804, 1 Massey Sq	Condo	2	1	9	\$259K	\$248K
	#719, 1 Massey Sq	Condo	1	1	15	\$190K	\$180K
29 November, 2016	2616, 1 Massey Sq	Condo	2	1	1	\$274K	\$267K
30 November, 2016	13 Sutherland Ave	Detached	1	2	8	\$649K	\$660K
	605, 1 Massey Sq	Condo	3	2	11	\$330K	\$310K
1 December, 2016	806, 1 Massey Sq	Condo	3	2	33	\$335K	\$332K
2 December, 2016	50 Eldon Ave	Detached	5	3	24	\$839K	\$833K
5 December, 2016	4 Rosevear Ave	Semi-Detached	3	2	18	\$559K	\$550K
9 December, 2016	15 Denton Ave	Detached	3	2	58	\$849K	\$825K
10 December, 2016	2007, 1 Massey Sq	Condo	2	1	9	\$189K	\$221K
9 January, 2017	2703, 1 Massey Sq	Condo	2	1	105	\$270K	\$265K
18 January, 2017	1408, 1 Massey Sq	Condo	2	1	13	\$261K	\$265K
19 January, 2017	3104, 3 Massey Sq	Condo	2	1	46	\$247K	\$245K
22 January, 2017	2607, 1 Massey Sq	Condo	2	1	10	\$269K	\$258K
30 January, 2017	11, 99 Goodwood Park Crt	Townhouse	3	2	24	\$649K	\$630K
2 February, 2017	919, 5 Massey Sq	Condo	2	1	1	\$239K	\$245K
6 February, 2017	615, 1 Massey Sq E	Condo	2	1	13	\$257K	\$250K
10 February, 2017	1110, 5 Massey Sq	Condo	2	1	9	\$262K	\$261K
15 February, 2017	1210, 5 Massey Sq	Condo	2	1	56	\$260K	\$255K
21 February, 2017	Ph12, 1 Massey Sq	Condo	1	1	8	\$209K	\$269K
22 February, 2017	117 Dawes Rd	Detached	4	2	8	\$730K	\$900K
24 February, 2017	106, 5 Massey Sq	Condo	1	1	52	\$180K	\$170K

Data

Month, Day, Year of Sold Date	Address1	Property Type	Bedrooms	Washrooms	Days on the Market	List Price	Sold Price
24 February, 2017	2319, 5 Massey Sq	Condo	2	1	2	\$245K	\$247K
1 March, 2017	218, 1 Massey Sq	Condo	1	1	1	\$199K	\$229K
6 March, 2017	61 Sibley Ave	Detached	3	2	27	\$790K	\$790K
7 March, 2017	38 Dentonia Park Ave	Semi-Detached	3	2	8	\$599K	\$720K
9 March, 2017	2518, 5 Massey Sq	Condo	2	1	38	\$261K	\$263K
10 March, 2017	1717, 1 Massey Sq	Condo	1	1	12	\$250K	\$245K
13 March, 2017	2903, 5 Massey Sq	Condo	1	1	6	\$200K	\$230K
15 March, 2017	308, 3 Massey Sq	Condo	1	1	7	\$180K	\$215K
	511, 1 Massey Sq	Condo	2	1	5	\$260K	\$275K
26 March, 2017	903, 5 Massey Sq	Condo	1	1	5	\$200K	\$250K
6 April, 2017	806, 1 Massey Sq	Condo	3	2	13	\$339K	\$355K
7 April, 2017	317, 1 Massey Sq	Condo	1	1	31	\$239K	\$221K
10 April, 2017	68 Eldon Ave	Detached	2	2	6	\$700K	\$880K
11 April, 2017	29 Eldon Ave	Detached	3	2	8	\$588K	\$800K
	34 Goodwood Park Cres	Detached	3	4	40	\$1,000K	\$975K
	614, 5 Massey Sq	Condo	3	2	4	\$370K	\$395K
12 April, 2017	2405, 5 Massey Sq	Condo	2	1	9	\$270K	\$277K
13 April, 2017	78 Meighen Ave	Detached	2	2	6	\$650K	\$780K
17 April, 2017	504, 1 Massey Sq	Condo	2	1	5	\$290K	\$288K
18 April, 2017	2908, 5 Massey Sq	Condo	2	1	8	\$259K	\$280K
21 April, 2017	217, 1 Massey Sq	Condo	1	1	10	\$220K	\$235K
22 April, 2017	986 Victoria Park Ave	Detached	2	2	10	\$700K	\$740K
25 April, 2017	73 Meighen Ave	Detached	3	3	7	\$800K	\$900K
26 April, 2017	10 Bryant Ave	Detached	2	2	8	\$689K	\$951K
27 April, 2017	102, 2 Crescent Town Rd	Townhouse	2	3	8	\$400K	\$440K
28 April, 2017	39 Donora Dr	Detached	2	2	10	\$675K	\$901K
2 May, 2017	8 Midburn Ave	Detached	1	2	4	\$600K	\$725K
3 May, 2017	5 Massey Square Sq	Condo	2	1	0	\$274K	\$274K

Data

Month, Day, Year of Sold Date	Address1	Property Type	Bedrooms	Washrooms	Days on the Market	List Price	Sold Price
3 May, 2017	45 Eldon Ave	Detached	3	4	6	\$1,190K	\$1,130K
6 May, 2017	4 Brenton St	Detached	3	2	18	\$699K	\$725K
8 May, 2017	1205, 3 Massey Sq	Condo	2	1	0	\$269K	\$287K
10 May, 2017	1503, 5 Massey Sq	Other	1	1	11	\$230K	\$228K
11 May, 2017	2606, 3 Massey Sq	Condo	2	1	9	\$290K	\$285K
13 May, 2017	153 Dawes Rd	Detached	3	3	9	\$910K	\$900K
15 May, 2017	37 Gower St	Detached	3	2	10	\$699K	\$780K
18 May, 2017	408, 6 Crescent Town Rd	Townhouse	3	2	6	\$299K	\$330K
20 May, 2017	77 Dentonia Park Ave	Semi-Detached	3	2	17	\$900K	\$885K
23 May, 2017	9 Dentonia Park Ave	Detached	2	1	11	\$720K	\$691K
31 May, 2017	9, 99 Goodwood Park Crt	Semi-Detached	3	2	14	\$670K	\$655K
2 June, 2017	1208, 1 Massey Sq	Condo	2	1	22	\$280K	\$278K
3 June, 2017	1407, 3 Massey Sq	Condo	2	1	4	\$280K	\$280K
4 June, 2017	2508, 1 Massey Sq	Condo	2	1	18	\$290K	\$298K
	Ph 1, 5 Massey Sq	Condo	1	1	30	\$229K	\$235K
6 June, 2017	1706, 5 Massey Sq	Condo	1	1	32	\$239K	\$228K
8 June, 2017	2614, 1 Massey Sq	Condo	1	1	14	\$265K	\$265K
12 June, 2017	917, 5 Massey Sq	Condo	2	1	14	\$300K	\$295K
13 June, 2017	Ph#5, 1 Massey Sq	Condo	3	2	11	\$395K	\$380K
14 June, 2017	1517, 1 Massey Sq	Condo	1	1	11	\$235K	\$230K
17 June, 2017	2801, 1 Massey Sq	Condo	2	1	18	\$300K	\$292K
21 June, 2017	408, 1 Massey Sq	Condo	2	1	7	\$279K	\$270K
22 June, 2017	1106, 3 Massey Sq	Condo	2	1	10	\$270K	\$265K
1 July, 2017	44 Goodwood Park Cres	Detached	3	2	35	\$600K	\$550K
12 July, 2017	1607, 1 Massey Sq	Condo	2	1	11	\$299K	\$290K
14 July, 2017	1 Massey Sq	Condo	1	1	13	\$210K	\$200K
16 July, 2017	1603, 5 Massey Sq	Condo	1	1	14	\$200K	\$230K
19 July, 2017	2419, 1 Massey Sq	Condo	1	1	30	\$229K	\$225K

Data

Month, Day, Year of Sold Date	Address1	Property Type	Bedrooms	Washrooms	Days on the Market	List Price	Sold Price
23 July, 2017	716, 1 Massey Sq	Condo	2	1	18	\$278K	\$260K
26 July, 2017	12 Bryant Ave	Detached	3	2	22	\$849K	\$790K
	309, 12 Crescent Town Rd	Townhouse	3	2	28	\$349K	\$325K
3 August, 2017	2817, 5 Massey Sq	Condo	2	1	3	\$299K	\$290K
4 August, 2017	50 Eldon Ave	Detached	5	3	7	\$900K	\$905K
10 August, 2017	1707, 3 Massey Sq	Condo	2	1	59	\$280K	\$275K
14 August, 2017	#909, 1 Massey Sq	Condo	2	1	28	\$290K	\$265K
15 August, 2017	812, 1 Massey Sq	Condo	1	1	8	\$215K	\$210K
17 August, 2017	65 Meighen Ave	Detached	4	3	50	\$1,149K	\$1,100K
22 August, 2017	26 Newman Ave	Semi-Detached	1	2	13	\$500K	\$495K
23 August, 2017	405 Main St	Detached	3	2	2	\$800K	\$910K
25 August, 2017	81 Meighen Ave	Detached	1	2	22	\$649K	\$625K
29 August, 2017	37 Sibley Ave	Detached	3	2	11	\$868K	\$855K
31 August, 2017	49 Goodwood Park Cres	Detached	3	4	17	\$1,150K	\$1,100K
	107, 1 Massey Sq	Condo	2	1	56	\$320K	\$350K
4 September, 2017	410, 4 Crescent Town Rd	Townhouse	3	3	5	\$375K	\$365K
5 September, 2017	2816, 1 Massey Sq	Condo	2	1	6	\$293K	\$297K
8 September, 2017	2902, 5 Massey Sq	Condo	1	1	23	\$240K	\$239K
9 September, 2017	2916, 5 Massey Sq	Condo	2	1	21	\$330K	\$290K
11 September, 2017	38 Newman Ave	Detached	2	2	5	\$799K	\$785K
13 September, 2017	3003, 1 Massey Sq	Condo	2	1	14	\$320K	\$298K
17 September, 2017	419, 1 Massey Sq	Condo	1	1	9	\$220K	\$215K
21 September, 2017	17 Rosevear Ave	Detached	2	3	9	\$700K	\$680K
24 September, 2017	8 Thyra Ave	Semi-Detached	3	3	7	\$749K	\$734K
	701, 5 Massey Sq	Condo	1	1	59	\$222K	\$210K
28 September, 2017	64 Eldon Ave	Semi-Detached	2	1	9	\$629K	\$629K
29 September, 2017	301, 5 Massey Sq	Condo	1	1	10	\$198K	\$218K
30 September, 2017	1001, 1 Massey Sq	Condo	2	1	31	\$285K	\$285K

Data

Month, Day, Year of Sold Date	Address1	Property Type	Bedrooms	Washrooms	Days on the Market	List Price	Sold Price
2 October, 2017	487 Main St	Semi-Detached	2	2	6	\$580K	\$634K
4 October, 2017	3102, 3 Massey Sq	Condo	1	1	7	\$260K	\$255K
5 October, 2017	43 Medhurst Rd	Detached	2	1	10	\$760K	\$750K
	1707, 1 Massey Sq	Condo	2	1	13	\$289K	\$292K
6 October, 2017	603, 1 Massey Sq	Condo	2	1	9	\$285K	\$275K
12 October, 2017	1701, 1 Massey Sq	Condo	2	1	12	\$315K	\$309K
15 October, 2017	77 Meighen Ave	Detached	2	2	4	\$600K	\$610K
17 October, 2017	9 Sutherland Ave	Detached	2	2	19	\$740K	\$735K
18 October, 2017	28 Medhurst Rd	Detached	2	2	12	\$730K	\$710K
23 October, 2017	2515, 5 Massey Sq	Condo	3	2	17	\$420K	\$383K
26 October, 2017	1118, 5 Massey Sq	Condo	2	1	3	\$280K	\$284K
31 October, 2017	1408, 5 Massey Sq	Condo	2	1	25	\$310K	\$307K
1 November, 2017	1608, 3 Massey Sq	Condo	1	1	8	\$198K	\$222K
5 November, 2017	8 Newman Ave	Semi-Detached	2	2	5	\$599K	\$700K
7 November, 2017	80 Rosevear Ave	Semi-Detached	3	2	5	\$695K	\$750K
8 November, 2017	1102, 1 Massey Sq	Condo	2	1	37	\$285K	\$278K
10 November, 2017	216, 5 Massey Sq	Condo	2	1	14	\$271K	\$260K
12 November, 2017	1501, 1 Massey Sq	Condo	2	1	23	\$285K	\$260K
15 November, 2017	1115, 1 Massey Sq	Condo	2	1	3	\$251K	\$260K
	2605, 1 Massey Sq	Condo	3	2	22	\$385K	\$365K
18 November, 2017	509, 5 Massey Sq	Condo	3	2	24	\$420K	\$401K
23 November, 2017	401, 1 Massey Sq	Condo	2	1	23	\$315K	\$283K
24 November, 2017	1204, 3 Massey Sq	Condo	2	1	17	\$289K	\$286K
28 November, 2017	716, 5 Massey Sq	Condo	2	1	27	\$285K	\$282K
29 November, 2017	39 Donora Dr	Detached	2	2	16	\$750K	\$725K
5 December, 2017	1510, 1 Massey Sq	Condo	3	2	14	\$375K	\$380K
15 December, 2017	1919, 5 Massey Sq	Condo	2	1	24	\$308K	\$305K
18 December, 2017	408, 2 Crescent Town Rd	Townhouse	3	2	57	\$425K	\$390K

Data

Month, Day, Year of Sold Date	Address1	Property Type	Bedrooms	Washrooms	Days on the Market	List Price	Sold Price
21 December, 2017	2018, 1 Massey Sq	Condo	1	1	9	\$225K	\$225K
	2519, 5 Massey Sq	Other	2	1	14	\$290K	\$290K
22 December, 2017	1901, 1 Massey Sq	Condo	2	1	16	\$309K	\$300K
5 January, 2018	#1605, 3 Massey Sq	Condo	2	1	20	\$325K	\$319K
10 January, 2018	15 Eldon Ave	Semi-Detached	2	2	76	\$587K	\$565K
11 January, 2018	#2601, 1 Massey Sq	Condo	2	1	22	\$275K	\$275K
18 January, 2018	2408, 1 Massey Sq	Condo	2	1	21	\$270K	\$260K
23 January, 2018	1604, 3 Massey Sq	Condo	2	1	8	\$335K	\$325K
12 February, 2018	804, 5 Massey Sq	Condo	2	1	11	\$249K	\$270K
13 February, 2018	27 Rosevear Ave	Semi-Detached	2	1	7	\$600K	\$714K
22 February, 2018	38 Thyra Ave	Semi-Detached	3	1	10	\$620K	\$620K
	108, 4 Crescent Town Rd	Townhouse	2	3	21	\$429K	\$435K
26 February, 2018	17 Thyra Ave	Detached	2	2	18	\$685K	\$685K
2 March, 2018	168 Dawes Rd	Townhouse	3	3	4	\$689K	\$740K
5 March, 2018	1108, 3 Massey Sq	Condo	1	1	12	\$245K	\$247K
6 March, 2018	31 Goodwood Park Cres	Semi-Detached	3	2	7	\$700K	\$775K
7 March, 2018	1008, 1 Massey Sq	Condo	2	1	9	\$325K	\$340K
13 March, 2018	2711, 5 Massey Sq	Condo	2	1	4	\$359K	\$349K
19 March, 2018	1117, 1 Massey Sq	Condo	1	1	6	\$250K	\$265K
20 March, 2018	48 Avonlea Blvd	Detached	2	2	6	\$870K	\$915K
24 March, 2018	67 Meighen Ave	Detached	3	5	100	\$929K	\$878K
27 March, 2018	50 Avonlea Blvd	Detached	2	2	6	\$790K	\$852K
29 March, 2018	21 Thyra Ave	Semi-Detached	2	2	2	\$619K	\$630K
31 March, 2018	5 Weymouth Ave	Semi-Detached	2	2	12	\$725K	\$730K