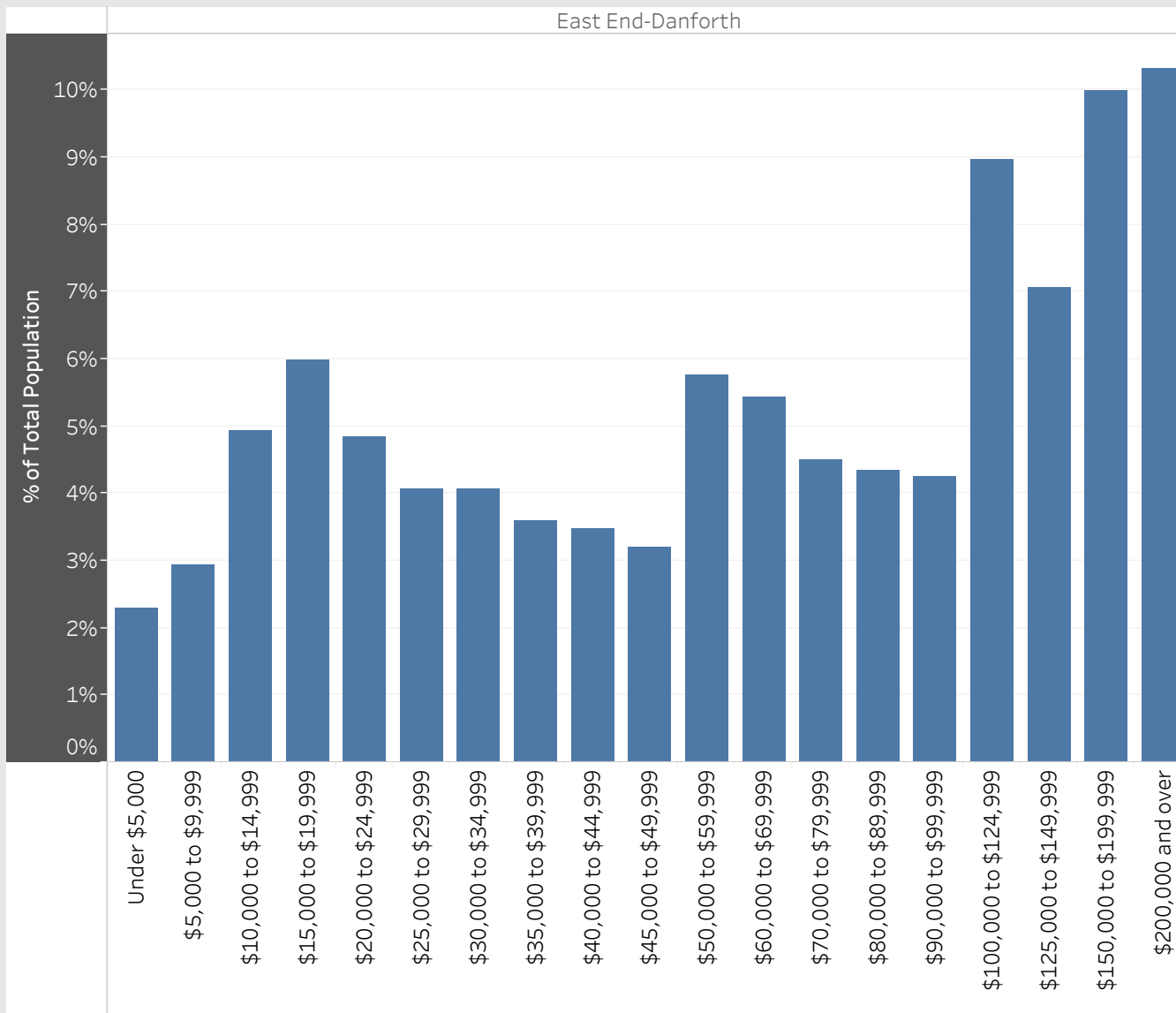


East End-Danforth
Neighbourhood Breakdown
July 1st, 2015 - March 31st, 2018

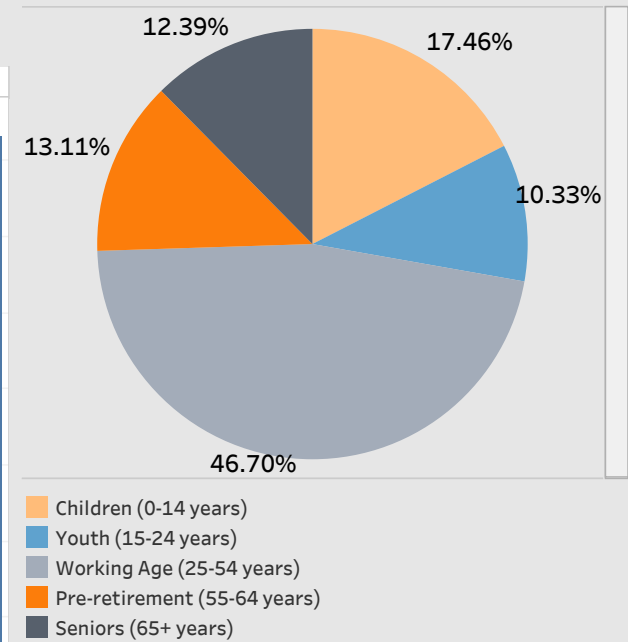


2016 StatsCan Data

Household Income in East End-Danforth



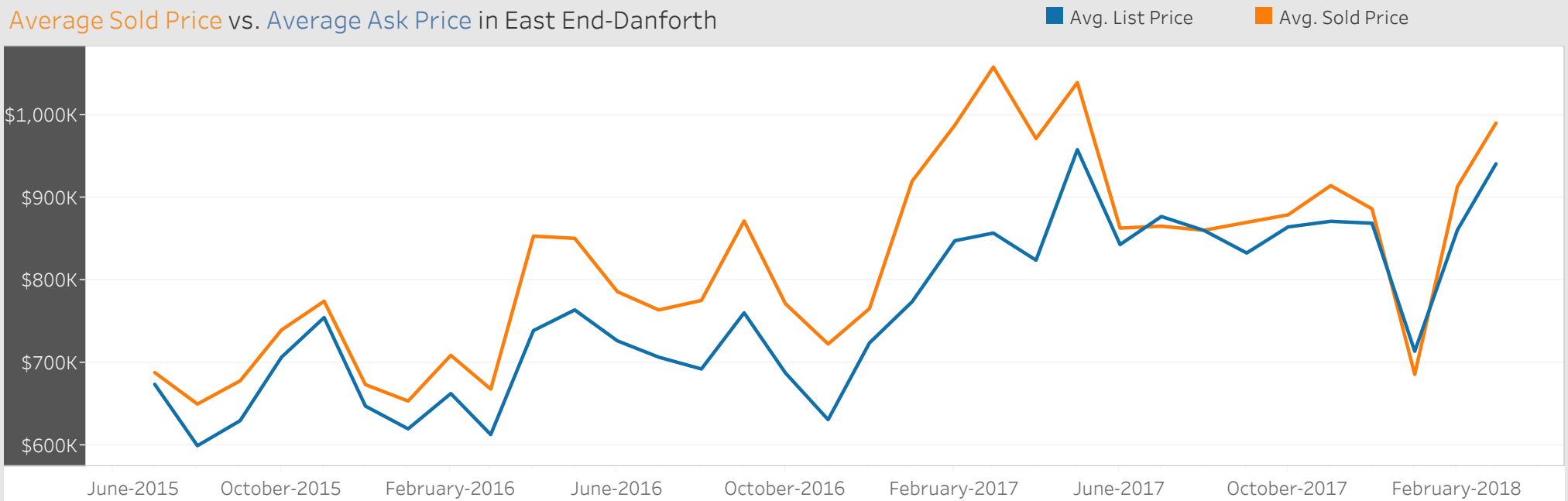
Age



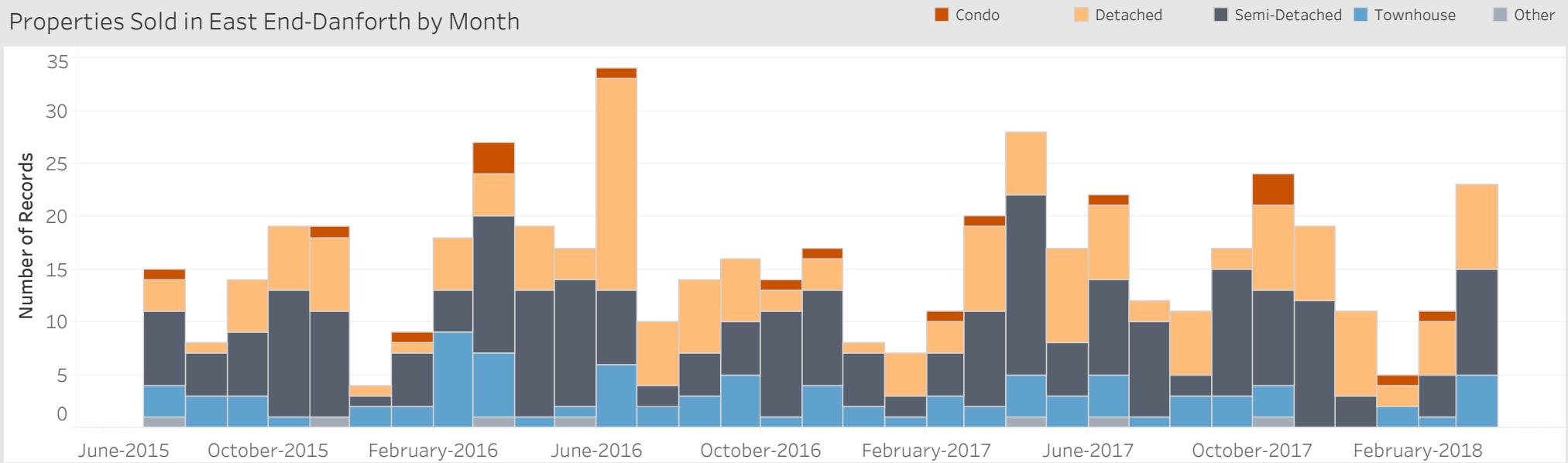
Visible Minorities

Not a visible minority	69.21%
South Asian	8.10%
Chinese	6.31%
Black	6.12%
Filipino	3.26%
Latin American	1.31%
Multiple visible minorities	1.10%
Visible minority; n.i.e.	1.02%
Korean	0.90%
Japanese	0.79%
West Asian	0.74%
Arab	0.69%
Southeast Asian	0.45%

Average Sold Price vs. Average Ask Price in East End-Danforth



Properties Sold in East End-Danforth by Month



Data

Month, Day, Year of Sold Date	Address1	Property Type	Bedrooms	Washrooms	Days on the Market	List Price	Sold Price
1 July, 2015	199 Lawlor Ave, Toronto	Townhouse	2	2	9	\$509K	\$577K
2 July, 2015	6B Kelvin Ave, Toronto	Semi-Detached	3	3	7	\$550K	\$564K
6 July, 2015	106, 99 Coleman Ave, Toronto	Condo	1	1	41	\$310K	\$295K
11 July, 2015	167 Brookside Dr, Toronto	Detached	4	3	18	\$799K	\$788K
13 July, 2015	118, 2320 Gerrard St, Toronto	Townhouse	2	2	53	\$566K	\$566K
14 July, 2015	1 Osborne Ave, Toronto	Detached	3	2	20	\$749K	\$695K
15 July, 2015	39 Firstbrooke Rd, Toronto	Semi-Detached	3	2	1	\$740K	\$700K
20 July, 2015	175 Lawlor Ave, Toronto	Semi-Detached	3	1	6	\$550K	\$610K
22 July, 2015	130 Bingham Ave, Toronto	Semi-Detached	4	2	3	\$850K	\$830K
23 July, 2015	29 Belleville St, Toronto	Townhouse	3	3	50	\$800K	\$783K
26 July, 2015	122 Golfview Ave, Toronto	Semi-Detached	2	1	6	\$550K	\$650K
27 July, 2015	4 Wayland Ave, Toronto	Semi-Detached	3	3	5	\$840K	\$925K
	19 Whistle Post St, Toronto	Semi-Detached	3	3	14	\$820K	\$813K
	68 Golfview Ave, Toronto	Detached	2	2	11	\$639K	\$715K
29 July, 2015	82 Wayland Ave, Toronto	Other	4	3	23	\$830K	\$805K
6 August, 2015	73 Enroutes St, Toronto	Townhouse	2	2	17	\$469K	\$455K
	147 Coleman Ave, Toronto	Detached	3	1	2	\$599K	\$590K
13 August, 2015	4 Kelvin Ave, Toronto	Townhouse	3	2	7	\$570K	\$595K
21 August, 2015	54 Balfour Ave, Toronto	Townhouse	3	2	3	\$497K	\$637K
	2436 Gerrard St, Toronto	Semi-Detached	4	3	4	\$688K	\$780K
22 August, 2015	172 Lawlor Ave, Toronto	Semi-Detached	3	2	4	\$620K	\$681K
25 August, 2015	31 Oak Park Ave, Toronto	Semi-Detached	4	2	6	\$750K	\$753K
31 August, 2015	35 Oak Park Ave, Toronto	Semi-Detached	3	1	7	\$599K	\$705K
2 September, 2015	346 Main St, Toronto	Detached	2	2	7	\$498K	\$592K
5 September, 2015	29 Kimberley Ave, Toronto	Detached	3	1	88	\$700K	\$670K
10 September, 2015	9 Hannaford St, Toronto	Detached	2	2	14	\$789K	\$786K
13 September, 2015	41 Crossovers St, Toronto	Townhouse	3	3	7	\$669K	\$741K
	153 Oakcrest Ave, Toronto	Semi-Detached	3	1	7	\$449K	\$525K

Data

Month, Day, Year of Sold Date	Address1	Property Type	Bedrooms	Washrooms	Days on the Market	List Price	Sold Price
14 September, 2015	109A Pickering St, Toronto	Semi-Detached	3	2	7	\$699K	\$833K
15 September, 2015	2280 Gerrard St, Toronto	Townhouse	3	3	1	\$570K	\$620K
20 September, 2015	153 Lawlor Ave, Toronto	Semi-Detached	3	3	6	\$700K	\$821K
22 September, 2015	36 Cassels Ave, Toronto	Semi-Detached	3	2	7	\$589K	\$656K
24 September, 2015	20 Belleville St, Toronto	Townhouse	2	2	4	\$460K	\$460K
25 September, 2015	508 Scarborough Rd, Toronto	Detached	2	2	9	\$550K	\$570K
27 September, 2015	14 Burgess Ave, Toronto	Detached	2	2	6	\$699K	\$712K
	30 Norwood Terr, Toronto	Semi-Detached	3	3	7	\$590K	\$652K
	39 Crossovers St, Toronto	Semi-Detached	3	4	13	\$849K	\$849K
1 October, 2015	116 Brookside Dr, Toronto	Detached	3	2	4	\$799K	\$855K
2 October, 2015	445 Kingswood Rd, Toronto	Semi-Detached	3	2	4	\$679K	\$810K
5 October, 2015	14 Main St, Toronto	Detached	3	2	13	\$650K	\$657K
	32 Costain Ave, Toronto	Semi-Detached	2	1	8	\$549K	\$540K
6 October, 2015	41 Barrington Ave, Toronto	Semi-Detached	3	2	7	\$500K	\$516K
7 October, 2015	94 Crossovers St, Toronto	Detached	3	4	10	\$999K	\$1,080K
8 October, 2015	126 Swanwick Ave, Toronto	Semi-Detached	3	2	22	\$775K	\$773K
12 October, 2015	15, 50 Coleman Ave, Toronto	Townhouse	4	2	42	\$390K	\$328K
15 October, 2015	12 Norwood Terr, Toronto	Semi-Detached	2	1	9	\$489K	\$505K
19 October, 2015	3 Hannaford St, Toronto	Detached	6	3	7	\$750K	\$800K
	2053 Gerrard St, Toronto	Semi-Detached	3	2	7	\$549K	\$652K
20 October, 2015	38 Kelvin Ave, Toronto	Detached	3	2	8	\$590K	\$580K
	72 Whistle Post St, Toronto	Semi-Detached	4	3	6	\$860K	\$925K
23 October, 2015	51 Beach View Cres, Toronto	Semi-Detached	3	2	4	\$779K	\$865K
25 October, 2015	159 Oakcrest Ave, Toronto	Semi-Detached	3	2	5	\$679K	\$685K
27 October, 2015	78 Oakcrest Ave, Toronto	Semi-Detached	2	2	7	\$530K	\$608K
	156 Oakcrest Ave, Toronto	Semi-Detached	3	3	29	\$510K	\$510K
	164 Wheeler Ave, Toronto	Detached	5	5	36	\$1,790K	\$1,735K
29 October, 2015	40 Westlake Ave, Toronto	Semi-Detached	3	2	1	\$550K	\$620K

Data

Month, Day, Year of Sold Date	Address1	Property Type	Bedrooms	Washrooms	Days on the Market	List Price	Sold Price
1 November, 2015	42 Morton Rd, Toronto	Semi-Detached	3	1	3	\$549K	\$651K
2 November, 2015	35 Firstbrooke Rd, Toronto	Semi-Detached	3	2	13	\$789K	\$770K
	304, 952 Kingston Rd, Toronto	Condo	1	2	5	\$449K	\$475K
4 November, 2015	20 Benlamond Ave, Toronto	Detached	4	4	1	\$1,299K	\$1,300K
	76 Cedarvale Ave, Toronto	Semi-Detached	3	2	7	\$680K	\$655K
12 November, 2015	46 Glen Oak Dr, Toronto	Detached	3	2	23	\$1,199K	\$1,145K
13 November, 2015	34 Firstbrooke Rd, Toronto	Semi-Detached	3	1	5	\$550K	\$638K
17 November, 2015	26 Cassels Ave, Toronto	Detached	2	2	7	\$548K	\$570K
	29 Flagman St, Toronto	Semi-Detached	3	3	200	\$799K	\$787K
18 November, 2015	50 Norwood Rd, Toronto	Detached	4	3	23	\$749K	\$749K
19 November, 2015	56 Oakcrest Ave, Toronto	Semi-Detached	3	2	3	\$629K	\$752K
23 November, 2015	11 Hannaford St, Toronto	Detached	4	2	6	\$749K	\$802K
26 November, 2015	9 Benlamond Ave, Toronto	Other	8	6	45	\$1,850K	\$1,800K
	107 Hannaford St, Toronto	Semi-Detached	2	2	66	\$470K	\$430K
29 November, 2015	11 Gledhill Ave, Toronto	Detached	2	3	56	\$769K	\$725K
	2428 Gerrard St, Toronto	Detached	2	1	8	\$399K	\$541K
30 November, 2015	21 Avonlea Blvd, Toronto	Semi-Detached	3	3	8	\$550K	\$540K
	79 Pickering St, Toronto	Semi-Detached	3	4	6	\$830K	\$895K
	107 Newmarket Ave, Toronto	Semi-Detached	2	1	6	\$475K	\$482K
1 December, 2015	101 Newmarket Ave, Toronto	Semi-Detached	3	2	1	\$649K	\$650K
14 December, 2015	77 Woodrow Ave, Toronto	Detached	3	3	6	\$679K	\$785K
17 December, 2015	43 Carnahan Terr, Toronto	Townhouse	3	3	31	\$560K	\$547K
23 December, 2015	2254 Gerrard St, Toronto	Townhouse	3	3	14	\$700K	\$710K
6 January, 2016	16 Norwood Terr, Toronto	Semi-Detached	2	1	44	\$489K	\$505K
16 January, 2016	308, 2359 Danforth Ave, Toronto	Condo		2	47	\$403K	\$403K
18 January, 2016	143 Oakcrest Ave, Toronto	Semi-Detached	3	2	6	\$590K	\$651K
25 January, 2016	44 William Hancox Ave	Townhouse	3	3	5	\$799K	\$855K
	71 Burgess Ave	Semi-Detached	3	3	7	\$649K	\$787K

Data

Month, Day, Year of Sold Date	Address1	Property Type	Bedrooms	Washrooms	Days on the Market	List Price	Sold Price
25 January, 2016	74 Lawlor Ave	Semi-Detached	3	1	0	\$818K	\$818K
27 January, 2016	363 Victoria Park Ave	Semi-Detached	3	1	9	\$579K	\$579K
28 January, 2016	2146 Gerrard St E	Detached	3	2	47	\$749K	\$675K
30 January, 2016	108 Main St	Townhouse	3	2	4	\$499K	\$605K
1 February, 2016	195 Oakcrest Ave	Townhouse	2	2	6	\$579K	\$690K
2 February, 2016	9 Ethelwin Ave	Detached	3	2	6	\$800K	\$800K
	40 Philpott Gdns	Townhouse	3	3	1	\$550K	\$550K
5 February, 2016	1989 Danforth Ave	Townhouse	5	4	79	\$850K	\$850K
8 February, 2016	68 William Hancox Ave	Townhouse	3	4	0	\$800K	\$780K
9 February, 2016	57 Whistle Post St	Detached	3	5	6	\$1,069K	\$1,130K
12 February, 2016	119, 2320 Gerrard St E	Townhouse	2	2	16	\$600K	\$592K
16 February, 2016	31 Morton Rd	Detached	3	1	7	\$599K	\$695K
18 February, 2016	1 Stephenson Ave	Semi-Detached	2	1	6	\$450K	\$595K
22 February, 2016	11 Crossovers St	Townhouse	3	3	5	\$839K	\$902K
23 February, 2016	20 Philpott Gdns	Townhouse	2	2	6	\$469K	\$462K
	27 Luttrell Ave	Townhouse	3	2	4	\$579K	\$717K
	182 Pickering St	Semi-Detached	2	2	7	\$500K	\$587K
	259 Bingham Ave	Detached	2	2	5	\$589K	\$630K
24 February, 2016	6 Ice Cream Lane	Semi-Detached	3	2	7	\$599K	\$590K
	129, 2320 Gerrard St E	Townhouse	2	2	37	\$470K	\$460K
25 February, 2016	35 Drummondville Lane	Detached	4	3	2	\$1,079K	\$1,225K
29 February, 2016	213 Oakcrest Ave	Semi-Detached	2	1	6	\$499K	\$499K
1 March, 2016	4 Oak Park Ave	Semi-Detached	3	2	5	\$590K	\$770K
	301, 1 Lawlor Ave	Condo	2	2	6	\$560K	\$558K
	2341 Gerrard St E	Semi-Detached	2	2	31	\$625K	\$590K
4 March, 2016	45 Norwood Rd	Semi-Detached	3	2	3	\$499K	\$650K
7 March, 2016	15 Morton Rd	Semi-Detached	2	2	5	\$500K	\$660K
	305, 2359 Danforth Ave	Condo	0	1	97	\$268K	\$303K

Data

Month, Day, Year of Sold Date	Address1	Property Type	Bedrooms	Washrooms	Days on the Market	List Price	Sold Price
7 March, 2016	795 Woodbine Ave	Semi-Detached	3	2	7	\$600K	\$638K
8 March, 2016	74 Keystone Ave	Semi-Detached	2	1	7	\$579K	\$672K
	75 Crossovers St	Semi-Detached	3	4	6	\$890K	\$930K
	123, 2320 Gerrard St E	Townhouse	2	2	45	\$600K	\$593K
11 March, 2016	1, 21 Swanwick Ave	Townhouse	2	3	58	\$1,189K	\$1,095K
12 March, 2016	456 Kingswood Rd	Semi-Detached	3	2	3	\$639K	\$750K
14 March, 2016	22 Amroth Ave	Detached	4	3	5	\$750K	\$861K
15 March, 2016	105, 2320 Gerrard St E	Townhouse	2	2	21	\$500K	\$500K
	2396 Gerrard St E	Semi-Detached	2	1	4	\$495K	\$495K
16 March, 2016	20 Pickering St	Semi-Detached	2	2	5	\$600K	\$625K
	401, 716 Kingston Rd	Condo	2	1	28	\$349K	\$348K
18 March, 2016	111 Coleman Ave	Detached	4	3	21	\$750K	\$814K
19 March, 2016	37 Brockville St	Townhouse	3	3	11	\$635K	\$616K
22 March, 2016	48 Norwood Terr	Semi-Detached	3	3	8	\$648K	\$751K
	93 Glenmount Park Rd	Semi-Detached	3	2	5	\$700K	\$848K
23 March, 2016	97 Moberly Ave	Semi-Detached	3	2	2	\$499K	\$708K
	2231 Gerrard St E	Other		0	9	\$489K	\$502K
29 March, 2016	75 Wayland Ave	Detached	2	2	35	\$750K	\$700K
	102, 2320 Gerrard St E	Townhouse	2	2	1	\$558K	\$558K
30 March, 2016	14 Aldergrove Ave	Detached	3	2	8	\$749K	\$965K
	103, 2320 Gerrard St E	Townhouse	2	2	36	\$528K	\$526K
3 April, 2016	39 Norwood Terr	Townhouse	3	2	6	\$550K	\$651K
4 April, 2016	31 Glenn Morrow Mews	Semi-Detached	3	3	7	\$800K	\$810K
5 April, 2016	131 Brookside Dr	Semi-Detached	3	2	5	\$729K	\$915K
6 April, 2016	30 Wayland Ave	Semi-Detached	3	2	1	\$729K	\$923K
11 April, 2016	34 Hannaford St	Semi-Detached	2	2	4	\$599K	\$691K
	64 Osborne Ave	Detached	3	3	7	\$1,000K	\$1,133K
12 April, 2016	23A Morton Rd	Detached	2	3	7	\$1,999K	\$2,200K

Data

Month, Day, Year of Sold Date	Address1	Property Type	Bedrooms	Washrooms	Days on the Market	List Price	Sold Price
12 April, 2016	121 Oakcrest Ave	Detached	3	1	7	\$725K	\$818K
	2096 Gerrard St E	Semi-Detached	3	2	3	\$599K	\$740K
17 April, 2016	739 Woodbine Ave	Semi-Detached	3	2	2	\$559K	\$615K
18 April, 2016	33 Crossovers St	Semi-Detached	3	3	6	\$859K	\$910K
19 April, 2016	2335 Gerrard St E	Semi-Detached	2	2	5	\$500K	\$679K
20 April, 2016	48 Devon Rd	Detached	4	3	8	\$699K	\$690K
22 April, 2016	370 Kingswood Rd	Detached	3	1	7	\$749K	\$852K
23 April, 2016	11 Balfour Ave	Semi-Detached	3	2	3	\$500K	\$650K
25 April, 2016	46 Norwood Terr	Semi-Detached	3	3	7	\$698K	\$796K
	180 Coleman Ave	Detached	3	2	6	\$550K	\$630K
26 April, 2016	36 Darrell Ave	Semi-Detached	2	2	8	\$549K	\$691K
27 April, 2016	46 Westlake Ave	Semi-Detached	3	2	7	\$639K	\$811K
2 May, 2016	76 Crossovers St	Semi-Detached	3	3	6	\$870K	\$955K
3 May, 2016	74 Wayland Ave	Semi-Detached	3	2	12	\$799K	\$815K
	81 Malvern Ave	Detached	3	2	4	\$988K	\$1,331K
10 May, 2016	29 Corley Ave	Semi-Detached	2	2	7	\$549K	\$696K
11 May, 2016	22 Devon Rd	Townhouse	4	3	6	\$830K	\$1,001K
	33 Drummondville Lane	Semi-Detached	3	3	13	\$1,029K	\$1,014K
12 May, 2016	38A Lyall Ave	Semi-Detached	2	2	1	\$659K	\$650K
14 May, 2016	55 Belleville St	Semi-Detached	3	3	4	\$799K	\$900K
15 May, 2016	42 Wayland Ave	Semi-Detached	3	1	3	\$679K	\$760K
17 May, 2016	107A Hannaford St	Semi-Detached	1	1	6	\$500K	\$585K
20 May, 2016	137 Oakcrest Ave	Semi-Detached	3	1	9	\$600K	\$586K
25 May, 2016	34 Pickering St	Detached	3	2	8	\$879K	\$1,000K
27 May, 2016	2330 Danforth Ave	Other	2	2	39	\$925K	\$890K
28 May, 2016	164 Golfview Ave	Detached	3	2	3	\$900K	\$1,100K
30 May, 2016	7 Morton Rd	Semi-Detached	2	1	6	\$449K	\$540K
	297 Scarborough Rd	Semi-Detached	3	2	5	\$600K	\$710K

Data

Month, Day, Year of Sold Date	Address1	Property Type	Bedrooms	Washrooms	Days on the Market	List Price	Sold Price
31 May, 2016	45 Whistle Post St	Semi-Detached	3	3	20	\$925K	\$920K
3 June, 2016	3 Fairhead Mews	Townhouse	3	3	22	\$679K	\$662K
	83 Glenmount Park Rd	Detached	3	2	10	\$899K	\$899K
	132, 2320 Gerrard St E	Townhouse	2	2	15	\$550K	\$530K
6 June, 2016	178 Bingham Ave	Detached	3	2	7	\$810K	\$961K
7 June, 2016	42 Philpott Gdns	Townhouse	3	3	7	\$579K	\$652K
8 June, 2016	12 Woodlee Rd	Detached	2	2	8	\$650K	\$770K
	216, 2055 Danforth Ave	Condo	1	1	1	\$389K	\$387K
9 June, 2016	14 Fairhead Mews	Townhouse	3	3	22	\$690K	\$690K
10 June, 2016	57 Stephenson Ave	Detached	3	3	2	\$900K	\$1,260K
12 June, 2016	28 Iona Ave	Detached	3	1	9	\$600K	\$694K
13 June, 2016	20 Cedarvale Ave	Detached	3	2	5	\$799K	\$815K
	204 Oakcrest Ave	Detached	2	3	5	\$649K	\$841K
14 June, 2016	27 Glen Oak Dr	Detached	3	2	11	\$1,250K	\$1,350K
15 June, 2016	81 Gates Ave	Detached	3	2	8	\$749K	\$749K
	335 Main St	Detached	3	2	15	\$800K	\$765K
20 June, 2016	495 Main St	Detached	2	2	11	\$669K	\$667K
21 June, 2016	4 Luttrell Ave	Semi-Detached	3	1	14	\$599K	\$597K
	7, 50 Coleman Ave	Townhouse	4	2	11	\$400K	\$390K
	21 Amroth Ave	Detached	4	4	6	\$829K	\$875K
	36 Lawlor Ave	Semi-Detached	3	2	7	\$740K	\$800K
	79 Balfour Ave	Detached	3	1	6	\$650K	\$705K
	111 Newmarket Ave	Semi-Detached	3	1	7	\$599K	\$725K
	173 Golfview Ave	Semi-Detached	3	3	7	\$730K	\$957K
22 June, 2016	415 Scarborough Rd	Semi-Detached	3	2	1	\$849K	\$850K
24 June, 2016	129 Oakcrest Ave	Detached	2	1	8	\$649K	\$649K
	196 Brookside Dr	Detached	4	3	11	\$929K	\$900K
	2092 Gerrard St E	Detached	4	3	9	\$929K	\$900K

Data

Month, Day, Year of Sold Date	Address1	Property Type	Bedrooms	Washrooms	Days on the Market	List Price	Sold Price
27 June, 2016	9 Brookside Dr	Detached	3	2	6	\$879K	\$879K
28 June, 2016	143 Coleman Ave	Detached	3	2	5	\$600K	\$721K
	148 Lawlor Ave	Semi-Detached	3	2	6	\$730K	\$980K
29 June, 2016	35 Kelvin Ave	Detached	4	2	7	\$648K	\$800K
	89 Coleman Ave	Townhouse	2	1	5	\$425K	\$515K
30 June, 2016	10 Ice Cream Lane N	Semi-Detached	3	3	8	\$639K	\$625K
	2243 Gerrard St E	Detached	6	4	18	\$1,200K	\$1,150K
4 July, 2016	34 Kelvin Ave	Detached	2	1	10	\$499K	\$611K
5 July, 2016	68 Crossovers St	Semi-Detached	3	3	12	\$900K	\$898K
11 July, 2016	113 Coleman Ave	Detached	4	3	7	\$599K	\$729K
12 July, 2016	22 Fairhead Mews	Townhouse	3	3	8	\$700K	\$700K
	402 Victoria Park Ave W	Detached	3	2	1	\$720K	\$908K
17 July, 2016	48 Sibley Ave	Detached	1	1	2	\$379K	\$440K
18 July, 2016	117 Burgess Ave	Semi-Detached	3	1	6	\$699K	\$702K
19 July, 2016	16 Woodlee Rd	Detached	1	1	1	\$779K	\$851K
21 July, 2016	88 Crossovers St	Detached	4	5	8	\$1,199K	\$1,189K
22 July, 2016	13 Carnahan Terr	Townhouse	3	3	10	\$589K	\$607K
1 August, 2016	5 Luttrell Ave	Semi-Detached	2	1	12	\$475K	\$475K
3 August, 2016	71 Dawes Rd	Detached	3	2	7	\$699K	\$850K
	434 Kingston Rd	Townhouse	3	2	7	\$750K	\$710K
7 August, 2016	94 Main St	Semi-Detached	3	1	13	\$749K	\$725K
11 August, 2016	39 Belleville St	Townhouse	3	3	2	\$900K	\$905K
15 August, 2016	37 Kildonan Rd	Detached	3	2	4	\$600K	\$715K
	123 Oakcrest Ave	Detached	3	3	7	\$649K	\$766K
	496 Victoria Park Ave	Detached	1	2	7	\$599K	\$695K
20 August, 2016	37 Iona Ave	Detached	3	2	5	\$749K	\$953K
22 August, 2016	40 Corley Ave	Semi-Detached	2	2	6	\$630K	\$716K
23 August, 2016	20 Morton Rd	Detached	2	2	7	\$600K	\$720K

Data

Month, Day, Year of Sold Date	Address1	Property Type	Bedrooms	Washrooms	Days on the Market	List Price	Sold Price
26 August, 2016	52 Norwood Terr	Semi-Detached	3	3	1	\$839K	\$820K
29 August, 2016	9 Philpott Gdns	Townhouse	2	2	5	\$500K	\$540K
31 August, 2016	130 Duvernet Ave	Detached	3	2	1	\$949K	\$1,260K
6 September, 2016	67 Glenmount Park Rd	Detached	3	2	1	\$800K	\$1,100K
7 September, 2016	9A Kelvin Ave	Townhouse	3	2	11	\$650K	\$685K
12 September, 2016	29 Darrell Ave	Semi-Detached	3	2	5	\$649K	\$859K
14 September, 2016	115, 2320 Gerrard St E	Townhouse	2	2	9	\$599K	\$598K
	917 Woodbine Ave	Semi-Detached	3	3	6	\$699K	\$745K
15 September, 2016	76 Lyall Ave	Detached	4	2	2	\$1,500K	\$1,800K
18 September, 2016	22 Balfour Ave	Townhouse	2	1	3	\$438K	\$620K
19 September, 2016	100 Stephenson Ave	Semi-Detached	3	2	7	\$900K	\$900K
20 September, 2016	40 Cassels Ave N	Detached	3	2	8	\$679K	\$740K
	100 Swanwick Ave	Detached	3	1	7	\$699K	\$751K
	707 Woodbine Ave	Detached	2	3	4	\$700K	\$891K
23 September, 2016	21 Belleville St	Townhouse	3	3	3	\$799K	\$910K
26 September, 2016	38 Stephenson Ave	Semi-Detached	3	2	6	\$819K	\$941K
	2284 Gerrard St E	Townhouse	3	3	7	\$699K	\$753K
27 September, 2016	339 Scarborough Rd	Semi-Detached	3	2	6	\$650K	\$758K
28 September, 2016	98 Westlake Ave	Detached	3	2	0	\$880K	\$888K
4 October, 2016	2261 Gerrard St E	Townhouse	3	2	8	\$699K	\$806K
5 October, 2016	36 Wayland Ave	Semi-Detached	4	2	8	\$599K	\$752K
8 October, 2016	452 Kingswood Rd	Semi-Detached	3	2	3	\$680K	\$900K
12 October, 2016	20 Costain Ave	Semi-Detached	3	2	7	\$650K	\$757K
13 October, 2016	8 Stephenson Ave	Semi-Detached	3	2	1	\$650K	\$855K
16 October, 2016	418 Kingswood Rd	Semi-Detached	3	2	2	\$679K	\$707K
18 October, 2016	108, 99 Coleman Ave	Condo	1	2	50	\$450K	\$440K
19 October, 2016	107 Newmarket Ave	Semi-Detached	3	2	21	\$799K	\$795K
21 October, 2016	54 Beach View Cres	Semi-Detached	3	2	2	\$869K	\$869K

Data

Month, Day, Year of Sold Date	Address1	Property Type	Bedrooms	Washrooms	Days on the Market	List Price	Sold Price
23 October, 2016	153* Coleman Ave	Detached	2	2	4	\$499K	\$600K
	2049 Gerrard St E	Semi-Detached	3	2	5	\$699K	\$767K
26 October, 2016	19 Morton Rd	Semi-Detached	3	2	5	\$649K	\$801K
28 October, 2016	2093 Gerrard St E	Semi-Detached	3	3	3	\$949K	\$1,000K
29 October, 2016	35 Harris Ave	Detached	3	2	2	\$750K	\$745K
1 November, 2016	26 Main St	Semi-Detached	3	2	8	\$599K	\$821K
	32 Balfour Ave	Townhouse	3	2	8	\$539K	\$625K
	86 Stephenson Ave	Semi-Detached	3	2	7	\$650K	\$795K
4 November, 2016	34 Carnahan Terr	Townhouse	2	2	36	\$559K	\$549K
8 November, 2016	227 Victoria Park Ave	Semi-Detached	3	2	7	\$600K	\$721K
9 November, 2016	32 Morton Rd	Semi-Detached	3	2	1	\$650K	\$806K
15 November, 2016	7 Woodlee Rd	Detached	2	2	5	\$800K	\$877K
	21 Balfour Ave	Semi-Detached	3	1	7	\$480K	\$609K
	36 Crossovers St	Semi-Detached	3	4	6	\$950K	\$956K
	43 Iona Ave	Detached	3	2	7	\$849K	\$1,107K
18 November, 2016	403, 716 Kingston Rd	Condo	2	1	2	\$348K	\$344K
22 November, 2016	39 Carnahan Terr	Townhouse	2	2	7	\$499K	\$551K
	154 Bastedo Ave	Semi-Detached	2	1	6	\$599K	\$595K
	396 Victoria Park Ave	Semi-Detached	3	2	8	\$600K	\$752K
27 November, 2016	426 Kingswood Rd	Detached	3	2	5	\$929K	\$1,086K
30 November, 2016	112, 2320 Gerrard St E	Townhouse	2	2	2	\$520K	\$535K
	357 Victoria Park Ave	Semi-Detached	3	2	7	\$550K	\$550K
4 December, 2016	45 Wayland Ave	Semi-Detached	3	3	3	\$969K	\$1,153K
6 December, 2016	28 Philpott Gdns	Townhouse	3	3	6	\$600K	\$667K
7 December, 2016	321 Victoria Park Ave	Semi-Detached	2	1	5	\$590K	\$601K
	456 Kingswood Rd	Semi-Detached	3	2	20	\$930K	\$915K
16 December, 2016	155 Lawlor Ave	Semi-Detached	3	2	4	\$699K	\$710K
18 December, 2016	3 Barrington Ave	Semi-Detached	4	3	16	\$600K	\$615K

Data

Month, Day, Year of Sold Date	Address1	Property Type	Bedrooms	Washrooms	Days on the Market	List Price	Sold Price
18 December, 2016	438 Kingswood Rd	Detached	2	2	53	\$800K	\$800K
23 December, 2016	22 Philpott Gdns	Townhouse	3	3	2	\$600K	\$660K
12 January, 2017	108, 2320 Gerrard St E	Townhouse	2	2	6	\$529K	\$595K
14 January, 2017	64 Amroth Ave	Detached	3	2	1	\$898K	\$951K
25 January, 2017	2154 Gerrard St E	Detached	3	2	1	\$799K	\$1,050K
27 January, 2017	152 Bastedo Ave	Semi-Detached	3	2	2	\$699K	\$750K
28 January, 2017	23 Malvern Ave	Detached	3	1	2	\$750K	\$850K
	43 Keystone Ave	Detached	4	3	2	\$939K	\$1,250K
31 January, 2017	93 Corley Ave	Semi-Detached	3	2	7	\$800K	\$990K
9 February, 2017	404, 1 Lawlor Ave	Condo	2	2	9	\$749K	\$775K
13 February, 2017	19 Iona Ave	Semi-Detached	3	2	5	\$800K	\$1,010K
	90 Crossovers St	Detached	4	3	7	\$1,249K	\$1,450K
14 February, 2017	21 Patricia Dr	Detached	3	2	6	\$925K	\$1,235K
15 February, 2017	1956 Gerrard St E	Townhouse	3	2	1	\$949K	\$930K
18 February, 2017	81 Harris Ave	Semi-Detached	3	2	5	\$650K	\$800K
21 February, 2017	24 Pickering St	Detached	4	3	5	\$1,099K	\$1,380K
22 February, 2017	86 Oakcrest Ave	Semi-Detached	3	2	8	\$800K	\$801K
27 February, 2017	20 Fairhead Mews	Townhouse	3	3	7	\$750K	\$861K
	30 Philpott Gdns	Townhouse	2	2	4	\$600K	\$620K
	48 Stephenson Ave	Semi-Detached	3	2	6	\$750K	\$998K
1 March, 2017	2371 Gerrard St E	Semi-Detached	3	2	6	\$670K	\$825K
2 March, 2017	197 Hanson St	Townhouse	3	3	3	\$949K	\$1,210K
6 March, 2017	15 Luttrell Ave	Semi-Detached	3	2	10	\$680K	\$885K
	21 Kelvin Ave	Semi-Detached	3	2	6	\$600K	\$805K
	335 Kingswood Rd	Detached	2	2	4	\$869K	\$981K
7 March, 2017	95 Glenmount Park Rd	Semi-Detached	3	2	6	\$799K	\$1,165K
8 March, 2017	40 Crossovers St	Detached	4	4	7	\$1,288K	\$1,479K
9 March, 2017	109 Malvern Ave	Detached	3	4	16	\$1,625K	\$1,560K

Data

Month, Day, Year of Sold Date	Address1	Property Type	Bedrooms	Washrooms	Days on the Market	List Price	Sold Price
10 March, 2017	5 Costain Ave	Detached	3	1	10	\$888K	\$990K
	468 Scarborough Rd	Semi-Detached	1	2	10	\$689K	\$680K
14 March, 2017	23 Beachview Cres	Detached	3	3	10	\$900K	\$1,201K
15 March, 2017	102, 214 Main St	Condo	2	2	5	\$550K	\$595K
21 March, 2017	921 Woodbine Ave	Semi-Detached	3	2	7	\$700K	\$900K
22 March, 2017	57 Amroth Ave	Semi-Detached	4	3	7	\$550K	\$785K
27 March, 2017	14 Lawlor Ave	Detached	3	2	5	\$1,150K	\$1,300K
	75 Woodrow Ave	Detached	3	3	4	\$799K	\$1,200K
28 March, 2017	26 Benlamond Ave	Detached	3	2	7	\$1,179K	\$1,465K
	36 Woodlee Rd	Townhouse	3	3	7	\$849K	\$1,100K
29 March, 2017	11A Luttrell Ave	Semi-Detached	3	2	5	\$600K	\$753K
	109 Drayton Ave	Semi-Detached	3	1	8	\$799K	\$1,275K
3 April, 2017	9 Devon Rd	Semi-Detached	2	1	6	\$689K	\$906K
	37 Belleville St	Townhouse	3	3	4	\$900K	\$1,030K
	452 Victoria Park Ave	Semi-Detached	3	2	7	\$829K	\$920K
4 April, 2017	10 Woodlee Rd	Semi-Detached	2	2	6	\$650K	\$931K
	65 Amroth Ave	Detached	4	5	7	\$998K	\$1,273K
6 April, 2017	69 Coleman Ave	Semi-Detached	4	4	7	\$699K	\$950K
7 April, 2017	38 Westlake Ave	Semi-Detached	3	2	2	\$799K	\$1,000K
	706 Kingston Rd	Other	3	2	4	\$1,050K	\$1,050K
8 April, 2017	781 Woodbine Ave	Semi-Detached	3	1	3	\$599K	\$810K
10 April, 2017	2337* Gerrard St E	Semi-Detached	3	1	5	\$600K	\$750K
11 April, 2017	12 Fairhead Mews	Townhouse	3	3	5	\$739K	\$951K
12 April, 2017	10 Beck Ave	Detached	3	2	6	\$889K	\$1,050K
	17 Avonlea Blvd	Detached	2	2	11	\$700K	\$749K
	103 Oakcrest Ave	Semi-Detached	3	2	9	\$750K	\$810K
13 April, 2017	83 Pickering St	Semi-Detached	3	3	10	\$1,189K	\$1,180K
14 April, 2017	13 Flagman St	Semi-Detached	3	3	4	\$900K	\$1,031K

Data

Month, Day, Year of Sold Date	Address1	Property Type	Bedrooms	Washrooms	Days on the Market	List Price	Sold Price
15 April, 2017	2138 Gerrard St E	Detached	3	2	10	\$950K	\$930K
18 April, 2017	70 Brookside Dr	Semi-Detached	4	4	8	\$899K	\$1,225K
21 April, 2017	32 Carnahan Terr	Townhouse	2	2	11	\$619K	\$635K
	54 Darrell Ave	Semi-Detached	2	1	3	\$650K	\$891K
23 April, 2017	9 Love Cres	Semi-Detached	4	3	6	\$995K	\$1,200K
24 April, 2017	28 Stephenson Ave	Semi-Detached	3	2	6	\$799K	\$1,005K
	64 Lawlor Ave	Semi-Detached	3	2	6	\$800K	\$1,116K
26 April, 2017	12 Philpott Gdns	Townhouse	2	2	7	\$619K	\$677K
27 April, 2017	2370 Gerrard St E	Detached	3	2	17	\$1,188K	\$1,165K
28 April, 2017	133 Golfview Ave	Semi-Detached	3	2	0	\$729K	\$965K
30 April, 2017	54 Lawlor Ave	Semi-Detached	3	2	25	\$1,069K	\$1,050K
	420 Kingston Rd	Detached	2	4	4	\$769K	\$940K
1 May, 2017	100 Gates Ave	Detached	3	2	6	\$699K	\$1,025K
2 May, 2017	89 Harris Ave	Semi-Detached	3	1	7	\$650K	\$780K
6 May, 2017	70 Keystone Ave	Detached	4	2	5	\$950K	\$1,225K
7 May, 2017	103 Crossovers St	Semi-Detached	3	3	5	\$970K	\$970K
8 May, 2017	2 Luttrell Ave	Semi-Detached	2	3	6	\$800K	\$920K
12 May, 2017	11 Carnahan Terr	Townhouse	3	3	3	\$699K	\$756K
15 May, 2017	207 Brookside Dr	Detached	2	2	6	\$999K	\$1,090K
16 May, 2017	28 Cassels Ave	Detached	3	2	15	\$1,100K	\$1,062K
	29 Benlamond Ave	Detached	3	2	7	\$1,299K	\$1,381K
17 May, 2017	31 Lyall Ave	Detached	4	2	8	\$1,320K	\$1,531K
	2335 Gerrard St E	Semi-Detached	2	2	6	\$800K	\$785K
18 May, 2017	51 Crossovers St	Townhouse	3	3	8	\$899K	\$950K
23 May, 2017	43 Norwood Terr	Townhouse	2	2	8	\$668K	\$765K
	114 Lyall Ave	Detached	5	2	14	\$1,270K	\$1,270K
24 May, 2017	53 Coleridge Ave	Detached	3	2	8	\$749K	\$801K
26 May, 2017	269 Bingham Ave	Semi-Detached	3	2	25	\$720K	\$700K

Data

Month, Day, Year of Sold Date	Address1	Property Type	Bedrooms	Washrooms	Days on the Market	List Price	Sold Price
27 May, 2017	131 Hannaford St	Detached	4	4	15	\$1,689K	\$1,650K
1 June, 2017	127 Glenmount Park Rd	Detached	2	2	8	\$698K	\$851K
2 June, 2017	117, 2320 Gerrard St E	Townhouse	2	2	10	\$549K	\$540K
5 June, 2017	255 Bingham Ave	Detached	2	2	4	\$699K	\$715K
6 June, 2017	34 Swanwick Ave	Semi-Detached	3	2	5	\$900K	\$930K
8 June, 2017	261 Bingham Ave	Detached	2	2	14	\$749K	\$735K
9 June, 2017	4 Norwood Terr	Semi-Detached	2	2	9	\$699K	\$700K
	99 Crossovers St	Semi-Detached	3	3	17	\$1,098K	\$1,020K
11 June, 2017	31 Carnahan Terr	Townhouse	3	3	5	\$729K	\$719K
	62 Wayland Ave	Detached	3	4	5	\$1,000K	\$1,025K
12 June, 2017	13 Belleville St	Semi-Detached	3	4	7	\$988K	\$1,050K
	127 Bingham Ave	Semi-Detached	3	3	7	\$799K	\$850K
13 June, 2017	19 Malvern Ave	Semi-Detached	3	2	7	\$719K	\$840K
14 June, 2017	207, 214 Main St	Condo	2	2	14	\$599K	\$575K
16 June, 2017	355 Victoria Park Ave	Semi-Detached	3	3	2	\$725K	\$720K
20 June, 2017	42 Morton Rd	Semi-Detached	3	2	7	\$799K	\$870K
21 June, 2017	34 Fairhead Mews	Townhouse	3	3	1	\$799K	\$860K
22 June, 2017	17 Love Cres	Other	4	3	27	\$1,095K	\$1,025K
	87 Oakcrest Ave	Detached	3	3	10	\$998K	\$1,110K
	189 Brookside Dr	Detached	3	2	7	\$1,000K	\$987K
26 June, 2017	42 Benlamond Ave	Semi-Detached	5	3	11	\$1,049K	\$1,091K
28 June, 2017	116 Bingham Ave	Detached	3	2	7	\$1,049K	\$1,030K
30 June, 2017	207 Oakcrest Ave	Townhouse	3	3	8	\$799K	\$735K
8 July, 2017	61 Coleman Ave	Semi-Detached	3	2	3	\$752K	\$752K
	80 Oakcrest Ave	Semi-Detached	3	2	10	\$859K	\$850K
11 July, 2017	73 Oakcrest Ave	Semi-Detached	3	2	57	\$1,048K	\$1,028K
	158 Glenmount Park Rd	Semi-Detached	3	1	26	\$799K	\$750K
13 July, 2017	2467 Gerrard St E	Semi-Detached	3	2	8	\$525K	\$580K

Data

Month, Day, Year of Sold Date	Address1	Property Type	Bedrooms	Washrooms	Days on the Market	List Price	Sold Price
14 July, 2017	11 Hannaford St	Detached	3	3	28	\$1,399K	\$1,355K
15 July, 2017	103 Hannaford St	Semi-Detached	3	2	17	\$900K	\$889K
18 July, 2017	409 Scarborough Rd	Semi-Detached	2	2	7	\$650K	\$625K
19 July, 2017	162 Lawlor Ave	Semi-Detached	3	2	7	\$939K	\$945K
21 July, 2017	27 Balfour Ave	Semi-Detached	2	2	17	\$800K	\$775K
28 July, 2017	16 Carnahan Terr	Townhouse	2	2	4	\$600K	\$635K
	40 Cassels Ave	Detached	3	3	37	\$1,249K	\$1,195K
1 August, 2017	58 William Hancox Ave	Townhouse	2	2	19	\$800K	\$780K
	2421 Gerrard St E	Detached	2	2	18	\$729K	\$698K
9 August, 2017	123 Pickering St	Detached	2	2	35	\$1,089K	\$1,055K
14 August, 2017	3 Harris Ave	Detached	3	2	7	\$999K	\$970K
15 August, 2017	110, 2320 Gerrard St E	Townhouse	2	2	15	\$559K	\$575K
	134 Stephenson Ave	Detached	5	3	7	\$650K	\$765K
16 August, 2017	669 Woodbine Ave	Semi-Detached	3	4	76	\$945K	\$905K
18 August, 2017	Th6, 2234 Gerrard St E	Townhouse	3	3	1	\$850K	\$850K
19 August, 2017	18 Beck Ave	Semi-Detached	3	2	2	\$889K	\$925K
20 August, 2017	91 Oakcrest Ave	Detached	3	2	5	\$998K	\$987K
24 August, 2017	16 Main St	Detached	3	2	1	\$950K	\$950K
1 September, 2017	114 Oakcrest Ave	Detached	4	4	9	\$1,459K	\$1,450K
8 September, 2017	79 Coleman Ave	Townhouse	3	2	3	\$629K	\$635K
13 September, 2017	15 Glen Oak Dr	Detached	3	2	120	\$1,479K	\$1,400K
	69 Wayland Ave	Semi-Detached	2	2	1	\$699K	\$806K
18 September, 2017	75 Osborne Ave	Townhouse	3	2	6	\$850K	\$911K
19 September, 2017	44 Corley Ave	Semi-Detached	2	2	7	\$499K	\$585K
21 September, 2017	41 Oakcrest Ave	Semi-Detached	3	2	0	\$839K	\$825K
	69 Corley Ave	Semi-Detached	3	2	1	\$829K	\$885K
22 September, 2017	16 Darrell Ave	Townhouse	4	3	16	\$759K	\$746K
	2122 Gerrard St E	Semi-Detached	3	2	9	\$849K	\$830K

Data

Month, Day, Year of Sold Date	Address1	Property Type	Bedrooms	Washrooms	Days on the Market	List Price	Sold Price
24 September, 2017	196 Golfview Ave	Semi-Detached	2	1	6	\$749K	\$790K
25 September, 2017	3 Heyworth Cres	Semi-Detached	2	1	6	\$649K	\$757K
	19 Cedarvale Ave	Semi-Detached	3	2	6	\$769K	\$833K
	724F Kingston Rd	Semi-Detached	3	3	5	\$948K	\$1,045K
26 September, 2017	357 Victoria Park Ave	Semi-Detached	3	2	15	\$659K	\$640K
	413 Main St	Semi-Detached	3	2	7	\$799K	\$865K
30 September, 2017	150 Coleman Ave	Semi-Detached	3	2	11	\$688K	\$780K
1 October, 2017	29 Belleville St	Townhouse	3	3	20	\$1,000K	\$965K
	184 Pickering St	Semi-Detached	2	3	4	\$799K	\$805K
2 October, 2017	98 Gates Ave	Semi-Detached	3	3	6	\$950K	\$930K
	484 Scarborough Rd	Semi-Detached	1	1	12	\$609K	\$609K
3 October, 2017	707 Woodbine Ave	Detached	2	3	22	\$1,098K	\$1,025K
5 October, 2017	155 Lawlor Ave	Semi-Detached	3	3	8	\$999K	\$1,085K
6 October, 2017	84 Malvern Ave	Detached	3	4	25	\$1,450K	\$1,390K
9 October, 2017	175 Golfview Ave	Semi-Detached	3	1	11	\$900K	\$895K
11 October, 2017	33 Carnahan Terr	Townhouse	2	2	1	\$619K	\$620K
13 October, 2017	204, 99 Coleman Ave	Condo	1	2	4	\$529K	\$540K
16 October, 2017	301, 716 Kingston Rd	Condo	2	1	27	\$395K	\$385K
17 October, 2017	202, 214 Main St	Condo	2	2	34	\$599K	\$590K
22 October, 2017	35 Golfview Ave	Semi-Detached	2	1	4	\$750K	\$775K
23 October, 2017	76 Dawes Rd	Other	2	3	20	\$980K	\$955K
24 October, 2017	33 Burgess Ave	Detached	3	2	7	\$899K	\$990K
26 October, 2017	1 Devon Rd	Detached	2	2	2	\$768K	\$768K
	10 Keystone Ave	Detached	3	2	8	\$1,089K	\$1,190K
	43 Oak Park Ave	Semi-Detached	3	2	1	\$850K	\$850K
	546 Victoria Park Ave	Semi-Detached	3	2	10	\$600K	\$615K
27 October, 2017	12 Maryland Blvd	Detached	3	2	23	\$999K	\$960K
	24 Barrington Ave	Detached	3	3	16	\$719K	\$787K

Data

Month, Day, Year of Sold Date	Address1	Property Type	Bedrooms	Washrooms	Days on the Market	List Price	Sold Price
28 October, 2017	19 Brockville St	Townhouse	2	2	9	\$639K	\$634K
30 October, 2017	17 Woodlee Rd	Detached	3	3	12	\$1,499K	\$1,600K
	184 Lawlor Ave	Semi-Detached	3	2	7	\$999K	\$1,126K
1 November, 2017	32 Aldwych Ave	Semi-Detached	2	2	54	\$699K	\$680K
	173 Swanwick Ave	Semi-Detached	2	1	6	\$699K	\$730K
4 November, 2017	61 Balfour Ave	Detached	2	2	24	\$968K	\$902K
7 November, 2017	134 Bastedo Ave	Semi-Detached	2	1	7	\$599K	\$635K
9 November, 2017	11 Cassels Ave	Detached	4	2	2	\$1,299K	\$1,299K
14 November, 2017	113 Pickering St	Semi-Detached	3	2	7	\$799K	\$890K
15 November, 2017	65 Golfview Ave	Detached	2	2	6	\$860K	\$890K
	100 Swanwick Ave	Detached	3	2	2	\$899K	\$1,050K
	213 Lawlor Ave	Semi-Detached	3	2	7	\$800K	\$875K
16 November, 2017	2384 Gerrard St E	Detached	3	1	2	\$849K	\$849K
17 November, 2017	3 Amroth Ave	Semi-Detached	2	2	4	\$780K	\$952K
18 November, 2017	200 Oakcrest Ave	Semi-Detached	2	2	3	\$770K	\$888K
	350 Kingswood Rd	Semi-Detached	3	2	2	\$1,099K	\$1,109K
21 November, 2017	381 Scarborough Rd	Semi-Detached	3	2	6	\$770K	\$770K
22 November, 2017	309 Kingswood Rd	Detached	3	2	7	\$1,079K	\$1,161K
24 November, 2017	23 Flagman St	Detached	5	5	38	\$1,350K	\$1,301K
25 November, 2017	109 Duvernet Ave	Semi-Detached	3	0	12	\$589K	\$556K
27 November, 2017	51 Kimberley Ave	Semi-Detached	2	2	6	\$740K	\$864K
28 November, 2017	722F Kingston Rd	Semi-Detached	3	3	13	\$899K	\$968K
2 December, 2017	25 Norwood Terr	Detached	1	3	52	\$800K	\$753K
3 December, 2017	107 Oakcrest Ave	Detached	3	2	5	\$960K	\$960K
4 December, 2017	87 Kimberley Ave	Semi-Detached	4	2	12	\$750K	\$710K
5 December, 2017	106 Enderby Rd	Detached	3	3	12	\$1,139K	\$1,107K
9 December, 2017	25 Harris Ave	Detached	3	1	5	\$700K	\$800K
	62 Cedarvale Ave	Semi-Detached	3	3	4	\$799K	\$770K

Data

Month, Day, Year of Sold Date	Address1	Property Type	Bedrooms	Washrooms	Days on the Market	List Price	Sold Price
11 December, 2017	50 Norwood Terr	Semi-Detached	3	3	17	\$849K	\$835K
	123 Oakcrest Ave	Detached	3	3	28	\$989K	\$975K
13 December, 2017	384 Kingswood Rd	Detached	3	2	1	\$900K	\$1,091K
15 December, 2017	70 Malvern Ave	Detached	3	2	7	\$838K	\$965K
23 December, 2017	713 Woodbine Ave	Detached	3	2	74	\$830K	\$780K
23 January, 2018	19 Philpott Gdns	Townhouse	2	2	5	\$599K	\$610K
	31 Brockville St	Townhouse	2	2	6	\$630K	\$637K
	101, 99 Coleman Ave	Condo	1	1	62	\$399K	\$350K
24 January, 2018	43 Chisholm Ave	Detached	3	3	16	\$949K	\$880K
25 January, 2018	23 Morton Rd	Detached	4	3	3	\$990K	\$950K
6 February, 2018	172 Brookside Dr	Detached	2	1	20	\$899K	\$858K
8 February, 2018	2367 Gerrard St E	Detached	3	2	179	\$925K	\$872K
12 February, 2018	17 Malvern Ave	Semi-Detached	3	2	6	\$850K	\$927K
13 February, 2018	6 Newmarket Ave	Detached	2	2	7	\$679K	\$803K
15 February, 2018	722A Kingston Rd	Semi-Detached	3	3	31	\$899K	\$899K
18 February, 2018	24 Walter St	Detached	4	3	3	\$1,449K	\$1,625K
21 February, 2018	108, 630 Kingston Rd	Condo	2	3	5	\$1,009K	\$1,009K
26 February, 2018	37 Philpott Gdns	Townhouse	3	3	4	\$725K	\$758K
	175 Coleman Ave	Semi-Detached	2	2	8	\$699K	\$770K
	490 Victoria Park Ave	Detached	2	1	4	\$700K	\$720K
28 February, 2018	81 Coleman Ave	Semi-Detached	2	2	1	\$630K	\$801K
3 March, 2018	83 Whistle Post St	Detached	4	3	2	\$1,588K	\$1,588K
	110 Oakcrest Ave	Semi-Detached	3	1	4	\$825K	\$825K
5 March, 2018	303 Kingswood Rd	Detached	3	2	20	\$839K	\$803K
6 March, 2018	17 Belleville St	Townhouse	3	4	8	\$900K	\$1,000K
	33 Gates Ave	Semi-Detached	3	2	5	\$830K	\$1,054K
	48 Wayland Ave	Detached	3	2	6	\$1,065K	\$1,201K
	103 Swanwick Ave	Townhouse	2	2	7	\$730K	\$751K

Data

Month, Day, Year of Sold Date	Address1	Property Type	Bedrooms	Washrooms	Days on the Market	List Price	Sold Price
7 March, 2018	29 Norwood Rd	Detached	8	4	7	\$1,350K	\$1,257K
12 March, 2018	625 Woodbine Ave	Detached	3	3	0	\$950K	\$1,050K
14 March, 2018	58 Chisholm Ave	Detached	3	2	5	\$1,058K	\$1,060K
15 March, 2018	793 Woodbine Ave	Semi-Detached	3	2	9	\$795K	\$770K
18 March, 2018	119, 2320 Gerrard St E	Townhouse	2	2	6	\$650K	\$660K
	2160 Gerrard St E	Detached	4	6	16	\$1,430K	\$1,395K
20 March, 2018	51 Beck Ave	Semi-Detached	3	2	12	\$989K	\$975K
	116 Brookside Dr	Detached	3	2	1	\$979K	\$1,085K
21 March, 2018	142 Lawlor Ave	Semi-Detached	3	3	1	\$1,000K	\$1,190K
23 March, 2018	1995 Gerrard St E	Semi-Detached	3	3	2	\$598K	\$650K
25 March, 2018	11 Flagman St	Semi-Detached	3	4	29	\$1,050K	\$998K
26 March, 2018	4 Carnahan Terr	Townhouse	3	3	7	\$759K	\$825K
	107 Hannaford St	Semi-Detached	3	4	18	\$928K	\$1,125K
27 March, 2018	63 Kimberley Ave	Semi-Detached	2	2	6	\$799K	\$821K
	124, 2320 Gerrard St E	Townhouse	2	2	7	\$570K	\$580K
	130 Bingham Ave	Semi-Detached	4	2	6	\$950K	\$1,105K