

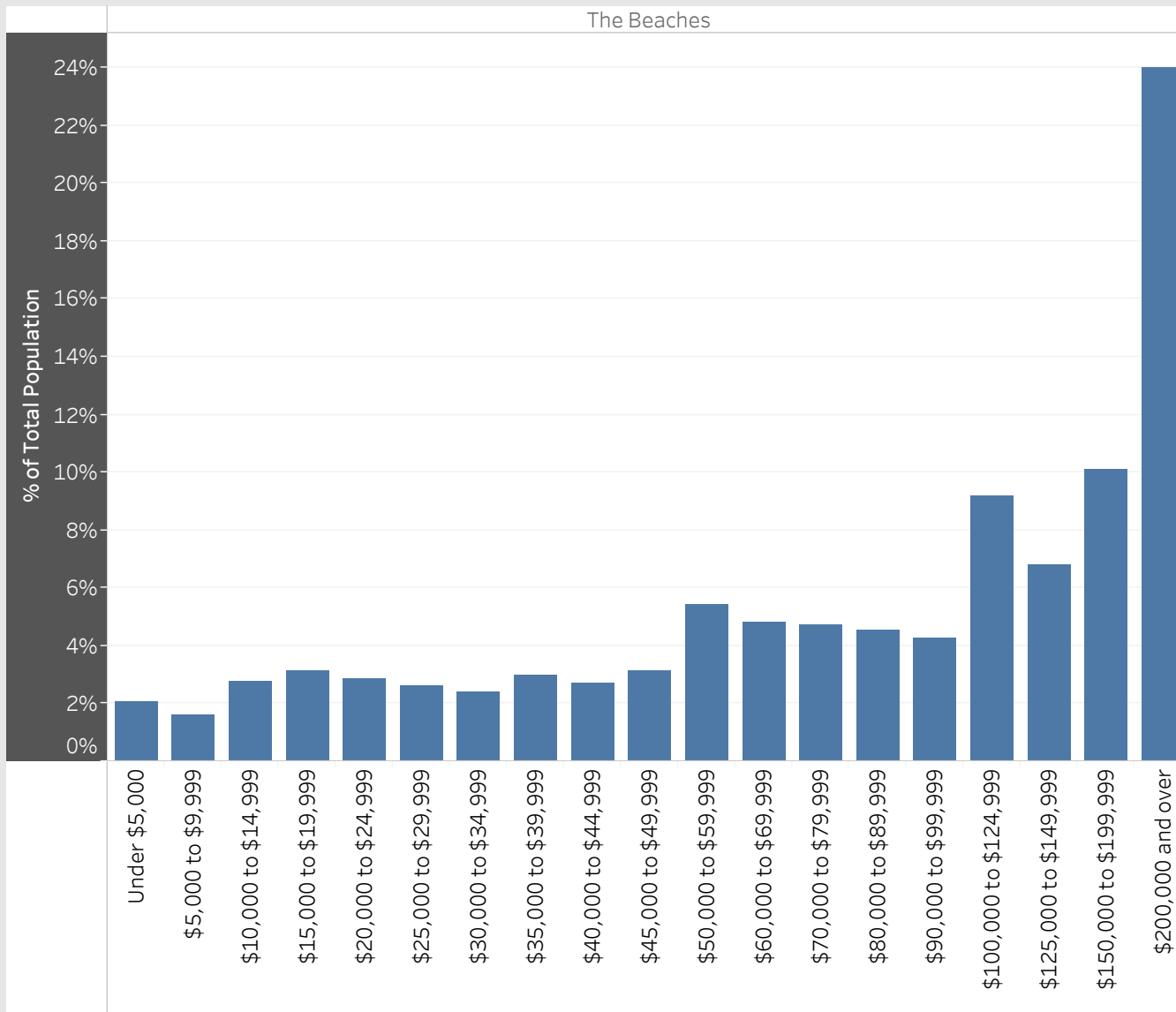
The Beaches
Neighbourhood Breakdown
July 1st, 2015 - March 31st, 2018



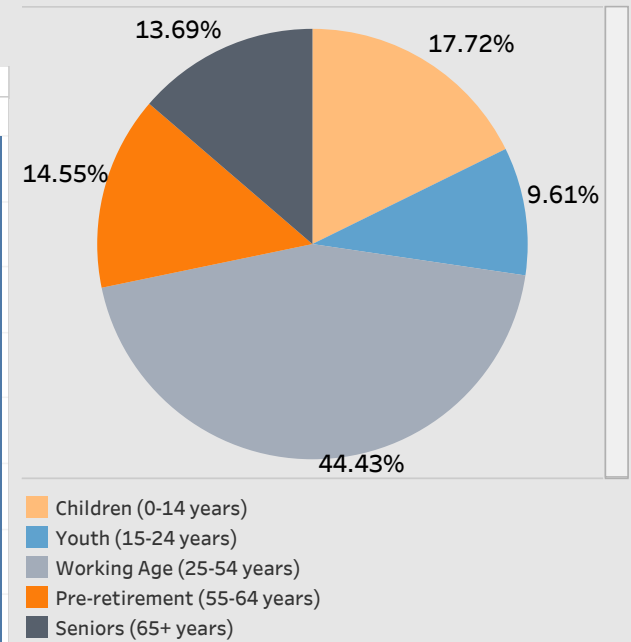
The Beaches
63

2016 StatsCan Data

Household Income in The Beaches



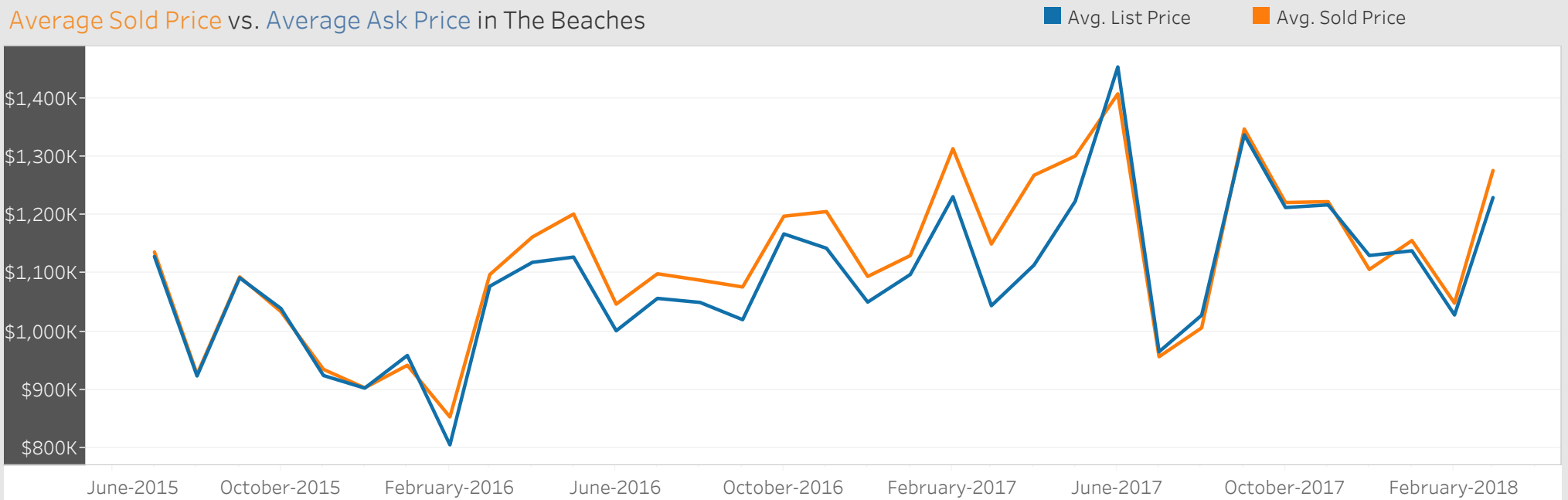
Age



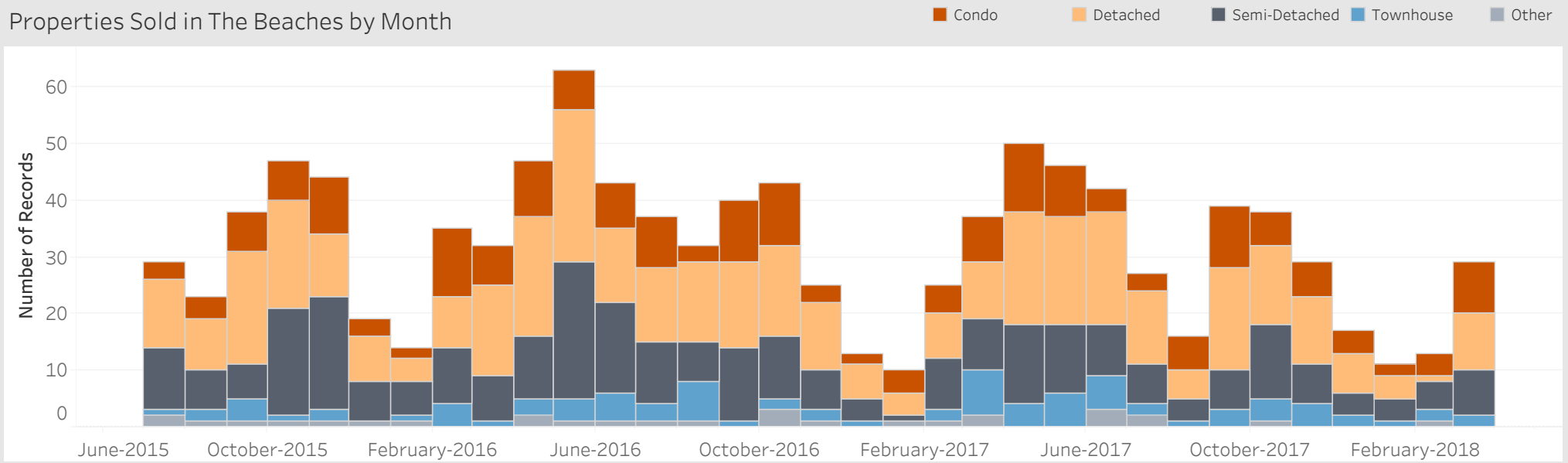
Visible Minorities

Not a visible minority	86.10%
South Asian	3.01%
Chinese	2.87%
Black	1.61%
Multiple visible minorities	1.21%
Filipino	1.07%
Latin American	1.00%
Southeast Asian	0.75%
Visible minority; n.i.e.	0.65%
Korean	0.54%
Japanese	0.51%
Arab	0.42%
West Asian	0.26%

Average Sold Price vs. Average Ask Price in The Beaches



Properties Sold in The Beaches by Month



Data

Month, Day, Year of Sold Date	Address1	Property Type	Bedrooms	Washrooms	Days on the Market	List Price	Sold Price
1 July, 2015	32 Elmer Ave, Toronto	Detached	4	3	42	\$900K	\$830K
	304, 1733 Queen St, Toronto	Condo	1	1	10	\$376K	\$385K
2 July, 2015	60 Glen Manor Dr, Toronto	Semi-Detached	4	4	37	\$1,350K	\$1,300K
	151 Balsam Ave, Toronto	Detached	5	5	10	\$1,599K	\$1,560K
	Upper, 23 Scarboro Beach Blvd, Toronto	Other	2	1	24	\$549K	\$518K
3 July, 2015	434 Lake Front , Toronto	Detached	5	4	5	\$5,230K	\$5,700K
7 July, 2015	242 Kingswood Rd, Toronto	Detached	4	4	1	\$1,749K	\$1,705K
8 July, 2015	89 Swanwick Ave, Toronto	Semi-Detached	3	2		\$790K	\$790K
	557 Kingston Rd, Toronto	Semi-Detached	3	1		\$600K	\$625K
9 July, 2015	316, 123 Woodbine Ave, Toronto	Condo		1	43	\$240K	\$237K
	349 Victoria Park Ave, Toronto	Semi-Detached	3	1	17	\$529K	\$494K
10 July, 2015	73 Wrenson Rd, Toronto	Semi-Detached	3	2	7	\$719K	\$708K
12 July, 2015	58 Elmer Ave, Toronto	Detached	3	3	6	\$1,488K	\$1,500K
13 July, 2015	265 Kenilworth Ave, Toronto	Semi-Detached	2	2	7	\$629K	\$780K
14 July, 2015	146 Wheeler Ave, Toronto	Semi-Detached	3	2	5	\$800K	\$790K
15 July, 2015	99 Southwood Dr, Toronto	Detached	3	3	8	\$1,279K	\$1,250K
18 July, 2015	39 Lyall Ave, Toronto	Detached	3	2	17	\$1,269K	\$1,300K
19 July, 2015	21 Carnahan Terr, Toronto	Townhouse	3	3	9	\$560K	\$544K
	54 Rainsford Rd, Toronto	Semi-Detached	3	2	7	\$900K	\$875K
	140 Waverley Rd, Toronto	Detached	5	3	7	\$899K	\$862K
	295 Victoria Park 1/2 Ave, Toronto	Semi-Detached	3	3		\$600K	\$730K
20 July, 2015	21 Crown Park Rd, Toronto	Detached	4	3	33	\$2,195K	\$2,019K
	159 Lee Ave, Toronto	Semi-Detached	3	2	7	\$869K	\$915K
21 July, 2015	2 Buller Ave, Toronto	Semi-Detached	2	2	5	\$700K	\$680K
	68 Leuty Ave, Toronto	Detached	4	4	8	\$1,489K	\$1,432K
22 July, 2015	174 Wheeler Ave, Toronto	Other	2	3	29	\$1,059K	\$970K
	301, 2365 Queen St, Toronto	Condo	2	2	23	\$550K	\$540K
26 July, 2015	220 Wineva Ave, Toronto	Detached	4	5	5	\$1,629K	\$1,667K

Data

Month, Day, Year of Sold Date	Address1	Property Type	Bedrooms	Washrooms	Days on the Market	List Price	Sold Price
29 July, 2015	34 Pine Cres, Toronto	Detached	3	2	1	\$1,190K	\$1,250K
3 August, 2015	141 Hammersmith Ave, Toronto	Detached	3	3		\$1,499K	\$1,435K
9 August, 2015	69 Glen Davis Cres, Toronto	Semi-Detached	3	2	28	\$800K	\$799K
	168 Lawlor Ave, Toronto	Semi-Detached	3	1	5	\$580K	\$700K
10 August, 2015	39 Northern Dancer Blvd, Toronto	Detached	3	4	6	\$1,899K	\$1,889K
	43 Hannaford St, Toronto	Semi-Detached	2	2	5	\$619K	\$649K
	179 Kenilworth Ave, Toronto	Detached	4	4	29	\$1,399K	\$1,285K
11 August, 2015	602, 601 Kingston Rd, Toronto	Condo	1	2	20	\$675K	\$675K
16 August, 2015	180 Wheeler Ave, Toronto	Detached	3	3	6	\$1,090K	\$1,115K
17 August, 2015	106, 1 Lawlor Ave, Toronto	Condo	2	2	6	\$550K	\$547K
	217 Pickering St, Toronto	Detached	3	4	6	\$1,000K	\$1,015K
18 August, 2015	26 Hannaford St, Toronto	Townhouse	2	2	8	\$620K	\$620K
	184 Balsam Ave, Toronto	Semi-Detached	4	2	34	\$1,399K	\$1,363K
20 August, 2015	12 Glen Stewart Ave, Toronto	Detached	4	3	91	\$1,099K	\$1,020K
	57 Cairns Ave, Toronto	Semi-Detached	4	2	3	\$830K	\$870K
21 August, 2015	34, 15- 21 Glenfern Ave, Toronto	Other	1	1	57	\$399K	\$380K
24 August, 2015	276 Kenilworth Ave, Toronto	Semi-Detached	3	2	7	\$849K	\$909K
25 August, 2015	140 Boardwalk Dr, Toronto	Detached	4	5	8	\$1,599K	\$1,571K
26 August, 2015	69 Dixon Ave, Toronto	Detached	4	2	1	\$1,299K	\$1,299K
28 August, 2015	206, 1852 Queen St, Toronto	Condo	1	2	15	\$649K	\$638K
29 August, 2015	41 Kippendavie Ave, Toronto	Detached	3	2	3	\$900K	\$1,050K
30 August, 2015	301 Kenilworth Ave, Toronto	Semi-Detached	2	2	8	\$699K	\$699K
	303, 123 Woodbine Ave, Toronto	Condo		1	5	\$243K	\$237K
31 August, 2015	75 Enroutes St, Toronto	Townhouse	3	3	7	\$545K	\$543K
1 September, 2015	334 Kenilworth Ave, Toronto	Semi-Detached	3	2	13	\$800K	\$807K
3 September, 2015	191 Wheeler Ave, Toronto	Semi-Detached	2	2	3	\$699K	\$775K
9 September, 2015	187 Lawlor Ave, Toronto	Semi-Detached	3	2	16	\$746K	\$740K
	502, 716 Kingston Rd, Toronto	Condo	2	1	2	\$319K	\$331K

Data

Month, Day, Year of Sold Date	Address1	Property Type	Bedrooms	Washrooms	Days on the Market	List Price	Sold Price
10 September, 2015	2A, 580 Kingston Rd, Toronto	Condo	2	1	17	\$310K	\$310K
	182 Beech Ave, Toronto	Detached	2	3	24	\$1,500K	\$1,460K
	414, 9 Boardwalk Dr, Toronto	Condo	2	2	2	\$800K	\$861K
11 September, 2015	18 Sargent Lane, Toronto	Townhouse	3	3	4	\$700K	\$700K
	20 Silver Birch Ave, Toronto	Detached	4	3	3	\$1,399K	\$1,500K
	304, 75 Scarborough Rd, Toronto	Other	2	1	1	\$329K	\$325K
12 September, 2015	165 Silver Birch Ave, Toronto	Detached	4	4	5	\$1,489K	\$1,525K
13 September, 2015	241 Victoria Park Ave, Toronto	Detached	3	2	6	\$550K	\$601K
	827 Kingston Rd, Toronto	Detached	2	2	6	\$649K	\$649K
15 September, 2015	2 Balsam Rd, Toronto	Detached	4	4		\$4,000K	\$3,425K
	33 Philpott Gdns, Toronto	Townhouse	2	2	20	\$458K	\$455K
	47 Winners Circ, Toronto	Detached	4	5	1	\$1,579K	\$1,650K
17 September, 2015	83 Northern Dancer Blvd, Toronto	Detached	3	4	3	\$1,799K	\$1,775K
	304, 61 Main St, Toronto	Condo	1	1	2	\$339K	\$339K
19 September, 2015	5 Pine Cres, Toronto	Detached	4	2	5	\$1,499K	\$1,560K
20 September, 2015	7 Hodge Lane, Toronto	Townhouse	3	3	4	\$725K	\$722K
	53 Lee Ave, Toronto	Semi-Detached	5	4	8	\$1,299K	\$1,310K
	79 Lyall Ave, Toronto	Detached	3	2	11	\$800K	\$840K
	104 Victoria Park Ave, Toronto	Detached	4	3	6	\$1,500K	\$1,575K
21 September, 2015	6, 2362 Queen St, Toronto	Condo	2	2	29	\$530K	\$515K
22 September, 2015	332 Waverley Rd, Toronto	Detached	4	2	15	\$1,179K	\$1,115K
	409, 601 Kingston Rd, Toronto	Condo	1	1	23	\$300K	\$295K
23 September, 2015	5 Heyworth Cres, Toronto	Detached	2	1	37	\$599K	\$565K
24 September, 2015	502, 601 Kingston Rd, Toronto	Condo	1	2	4	\$499K	\$497K
25 September, 2015	20 Neville Park Blvd, Toronto	Detached	5	8	46	\$4,788K	\$4,500K
	1798 Lake Shore Blvd, Toronto	Detached	3	4	5	\$1,799K	\$1,735K
27 September, 2015	8 Beaufort Rd, Toronto	Detached	1	2	6	\$800K	\$865K
	29 Lockwood Rd, Toronto	Detached	5	4	8	\$900K	\$1,015K

Data

Month, Day, Year of Sold Date	Address1	Property Type	Bedrooms	Washrooms	Days on the Market	List Price	Sold Price
28 September, 2015	8 Hannaford St, Toronto	Townhouse	2	2	19	\$600K	\$575K
	25 Pine Cres, Toronto	Detached	4	3	5	\$1,199K	\$1,364K
	88 Hammersmith Ave, Toronto	Semi-Detached	3	2	7	\$929K	\$943K
	200 Waverley Rd, Toronto	Semi-Detached	3	2	7	\$789K	\$830K
29 September, 2015	37 Anndale Rd, Toronto	Detached	3	2	6	\$1,000K	\$1,210K
30 September, 2015	20 Kew Beach Ave, Toronto	Detached	3	2		\$1,300K	\$1,300K
1 October, 2015	31 Lark St, Toronto	Detached	2	1	2	\$860K	\$850K
	67 Lyall Ave, Toronto	Detached	4	2	3	\$999K	\$950K
2 October, 2015	201, 60 Kippendavie Ave, Toronto	Condo	1	1	11	\$335K	\$330K
4 October, 2015	5 Bracken Ave, Toronto	Detached	3	2	7	\$1,399K	\$1,450K
	141 Elmer Ave, Toronto	Semi-Detached	3	2	6	\$789K	\$875K
	219 Balsam Ave, Toronto	Semi-Detached	3	3	5	\$875K	\$860K
5 October, 2015	31 Victoria Park Ave, Toronto	Semi-Detached	5	4	6	\$1,350K	\$1,450K
6 October, 2015	47 Winthorpe Rd, Toronto	Detached	4	4	2	\$1,600K	\$1,627K
	202, 1941 Queen St, Toronto	Condo	1	2	8	\$450K	\$450K
7 October, 2015	127 Wheeler Ave, Toronto	Detached	3	2	10	\$1,000K	\$985K
9 October, 2015	25 Herbert Ave, Toronto	Detached	4	3	10	\$890K	\$875K
	31, 15-21 Glenfern Ave, Toronto	Other	1	1	36	\$524K	\$500K
11 October, 2015	28 Wineva Ave, Toronto	Semi-Detached	5	3	5	\$1,399K	\$1,375K
12 October, 2015	42 Beaufort Rd, Toronto	Detached	3	2	7	\$1,499K	\$1,500K
	127 Spruce Hill Rd, Toronto	Detached	4	5		\$1,965K	\$1,945K
	495 Scarborough Rd, Toronto	Semi-Detached	2	1	14	\$469K	\$463K
14 October, 2015	25 Fallingbrook Dr, Toronto	Detached	4	4	23	\$2,098K	\$2,085K
	118 Lee Ave, Toronto	Semi-Detached	3	3	2	\$930K	\$1,000K
	261 Waverley Rd, Toronto	Semi-Detached	3	2	15	\$720K	\$745K
15 October, 2015	100 Rainsford Rd, Toronto	Semi-Detached	3	3	9	\$749K	\$738K
16 October, 2015	4 Nursewood Rd, Toronto	Detached	4	2	2	\$1,590K	\$1,575K
	302, 60 Kippendavie Ave, Toronto	Condo	1	1	12	\$350K	\$340K

Data

Month, Day, Year of Sold Date	Address1	Property Type	Bedrooms	Washrooms	Days on the Market	List Price	Sold Price
17 October, 2015	149 Maclean Ave, Toronto	Detached	4	5	34	\$1,995K	\$1,865K
18 October, 2015	37 Fernwood Park Ave, Toronto	Semi-Detached	5	5	35	\$1,950K	\$1,875K
	1762 Queen St, Toronto	Semi-Detached	3	2	19	\$729K	\$725K
19 October, 2015	211, 1797 Queen St, Toronto	Condo	3	2	14	\$649K	\$646K
20 October, 2015	34* Victoria Park Ave, Toronto	Semi-Detached	3	2	2	\$650K	\$715K
	258 Kenilworth Ave, Toronto	Semi-Detached	3	3	7	\$650K	\$705K
22 October, 2015	28 Bracken Ave, Toronto	Detached	4	4	16	\$1,979K	\$1,925K
	197 Silver Birch Ave, Toronto	Semi-Detached	3	2	4	\$849K	\$922K
	401, 66 Kippendavie Ave, Toronto	Condo	1	2	31	\$989K	\$950K
23 October, 2015	58 Columbine Ave, Toronto	Detached	5	3	24	\$1,149K	\$1,123K
	222 Lee Ave, Toronto	Semi-Detached	3	2	11	\$699K	\$689K
24 October, 2015	413, 9 Boardwalk Dr, Toronto	Condo	2	2	6	\$900K	\$890K
25 October, 2015	5 Anndale Rd, Toronto	Detached	2	2	33	\$900K	\$875K
	106 Dixon Ave, Toronto	Detached	3	3	14	\$1,249K	\$1,220K
	317, 9 Boardwalk Dr, Toronto	Condo	2	2	27	\$1,049K	\$1,006K
26 October, 2015	165 Waverley Rd, Toronto	Detached	2	1	42	\$750K	\$680K
	283 Kenilworth Ave, Toronto	Detached	3	4	48	\$1,600K	\$1,545K
27 October, 2015	91 Kenilworth Ave, Toronto	Semi-Detached	3	1	28	\$875K	\$852K
	389 Kingston Rd, Toronto	Semi-Detached	3	2	1	\$479K	\$470K
	2292A Queen St, Toronto	Townhouse	4	3	23	\$1,079K	\$1,035K
28 October, 2015	216 Lee Ave, Toronto	Detached	2	2	30	\$849K	\$805K
29 October, 2015	46 Fernwood Park Ave, Toronto	Semi-Detached	3	2	29	\$899K	\$930K
	58 Scarboro Beach Blvd, Toronto	Semi-Detached	4	3	9	\$1,175K	\$1,150K
	1820 Lake Shore Blvd, Toronto	Semi-Detached	3	4	11	\$1,049K	\$1,140K
31 October, 2015	329 Willow Ave, Toronto	Detached	3	2	13	\$875K	\$898K
2 November, 2015	152 Elmer Ave, Toronto	Townhouse	2	1	6	\$599K	\$700K
	564 Victoria Park Ave, Toronto	Semi-Detached	3	3	14	\$600K	\$610K
	Th 1, 2000 Queen St, Toronto	Condo	1	4	47	\$1,400K	\$1,350K

Data

Month, Day, Year of Sold Date	Address1	Property Type	Bedrooms	Washrooms	Days on the Market	List Price	Sold Price
3 November, 2015	75 Glen Davis Cres, Toronto	Semi-Detached	3	2	7	\$799K	\$825K
4 November, 2015	205, 101 Hammersmith Ave, Toronto	Townhouse	3	1	30	\$520K	\$500K
	241 Beech Ave, Toronto	Semi-Detached	3	3	2	\$895K	\$1,020K
5 November, 2015	16 Hazel Ave, Toronto	Detached	4	3	1	\$1,489K	\$1,600K
6 November, 2015	15 Neville Park Blvd, Toronto	Detached	4	5	73	\$2,695K	\$2,550K
7 November, 2015	401, 61 Main St, Toronto	Condo	1	1	4	\$319K	\$319K
8 November, 2015	8 Heyworth Cres, Toronto	Semi-Detached	3	2	6	\$679K	\$755K
	351 Kingston Rd, Toronto	Semi-Detached	3	3	5	\$599K	\$735K
9 November, 2015	46 Joseph Duggan Rd, Toronto	Semi-Detached	3	4	7	\$1,199K	\$1,340K
10 November, 2015	38 Rainsford Rd, Toronto	Semi-Detached	4	4	7	\$1,099K	\$1,151K
	180 Lee Ave, Toronto	Detached	5	4	7	\$1,699K	\$1,699K
	A-22, 9 Boardwalk Dr, Toronto	Condo	2		57	\$39K	\$26K
11 November, 2015	199 Silver Birch Ave, Toronto	Semi-Detached	3	1	8	\$695K	\$710K
	229 Kenilworth Ave, Toronto	Detached	3	3	45	\$1,159K	\$1,155K
	256 Woodbine Ave, Toronto	Semi-Detached	3	3	64	\$879K	\$816K
12 November, 2015	6, 2378 Queen St, Toronto	Other	2	1	10	\$310K	\$320K
	70 Woodbine Ave, Toronto	Semi-Detached	3	4	26	\$1,020K	\$985K
	254 Waverley Rd, Toronto	Semi-Detached	3	1	2	\$700K	\$670K
	301, 325 Kingston Rd, Toronto	Condo	2	2	30	\$470K	\$440K
14 November, 2015	38 Beaufort Rd, Toronto	Detached	4	4	61	\$2,199K	\$2,150K
15 November, 2015	211 Lee Ave, Toronto	Semi-Detached	3	2	6	\$789K	\$851K
16 November, 2015	29 Lark St, Toronto	Detached	3	2	7	\$899K	\$1,016K
18 November, 2015	202, 2000 Queen St, Toronto	Condo	1	1	6	\$500K	\$493K
	417, 1797 Queen St, Toronto	Condo	3	2	7	\$649K	\$653K
	Lph1, 1960 Queen St, Toronto	Condo	2	2	72	\$1,249K	\$1,200K
19 November, 2015	12 Vince Ave, Toronto	Semi-Detached	3	3	55	\$940K	\$920K
	90 Winners Circ, Toronto	Detached	3	4	7	\$1,480K	\$1,425K
	158 Maclean Ave, Toronto	Detached	4	3	2	\$1,449K	\$1,549K

Data

Month, Day, Year of Sold Date	Address1	Property Type	Bedrooms	Washrooms	Days on the Market	List Price	Sold Price
19 November, 2015	606, 601 Kingston Rd, Toronto	Condo	1	1	7	\$380K	\$370K
20 November, 2015	48 Beech Ave, Toronto	Detached	5	3	8	\$1,399K	\$1,313K
	61 Glen Manor Dr, Toronto	Semi-Detached	4	2	67	\$875K	\$800K
22 November, 2015	111 Dixon Ave, Toronto	Detached	4	4	14	\$849K	\$838K
23 November, 2015	99 Rainsford Rd, Toronto	Semi-Detached	3	3	7	\$949K	\$1,142K
	2447 Gerrard St, Toronto	Semi-Detached	3	2	7	\$500K	\$510K
24 November, 2015	50 Maclean Ave, Toronto	Semi-Detached	3	1	14	\$760K	\$772K
25 November, 2015	77 Leuty Ave, Toronto	Semi-Detached	3		44	\$848K	\$830K
	103, 214 Main St, Toronto	Condo	2	2	16	\$400K	\$395K
	199 Kingswood Rd, Toronto	Detached	4	3	9	\$1,495K	\$1,430K
26 November, 2015	402, 35 Boardwalk Dr, Toronto	Condo	2	1	77	\$529K	\$505K
27 November, 2015	46 Kenilworth Ave, Toronto	Semi-Detached	4	2	23	\$898K	\$898K
30 November, 2015	312 Willow Ave, Toronto	Semi-Detached	3	2	6	\$769K	\$795K
3 December, 2015	4 Wheeler Ave, Toronto	Detached	4	4	10	\$1,150K	\$1,135K
4 December, 2015	253 Willow Ave, Toronto	Semi-Detached	4	3	2	\$849K	\$849K
7 December, 2015	27 Neville Park Blvd, Toronto	Detached	3	4	32	\$1,499K	\$1,430K
9 December, 2015	33 Elmer Ave, Toronto	Detached	3	3	7	\$1,099K	\$1,195K
10 December, 2015	101, 303 Kingston Rd, Toronto	Condo	2	2	2	\$521K	\$525K
11 December, 2015	4 Rhyl Ave, Toronto	Semi-Detached	3	2	2	\$850K	\$850K
14 December, 2015	298 Kenilworth Ave, Toronto	Semi-Detached	3	2	6	\$699K	\$757K
	417, 1863 Queen St, Toronto	Condo	2	2	13	\$679K	\$665K
15 December, 2015	19 Haslett Ave, Toronto	Semi-Detached	3	1	13	\$550K	\$603K
	342 Waverley Rd, Toronto	Semi-Detached	3	2	28	\$949K	\$925K
16 December, 2015	9 Beachdale Ave, Toronto	Detached	3	4	13	\$849K	\$876K
	411, 160 Fallingbrook Rd, Toronto	Condo	2	2	20	\$424K	\$420K
	2153 Gerrard St, Toronto	Other			10	\$650K	\$700K
17 December, 2015	1846 Lake Shore Blvd, Toronto	Semi-Detached	3	3	25	\$1,000K	\$996K
20 December, 2015	151 Boardwalk Dr, Toronto	Detached	3	5	14	\$1,588K	\$1,425K

Data

Month, Day, Year of Sold Date	Address1	Property Type	Bedrooms	Washrooms	Days on the Market	List Price	Sold Price
21 December, 2015	80 Malvern Ave, Toronto	Detached	4	4	28	\$1,050K	\$1,030K
22 December, 2015	22 Cedar Ave, Toronto	Detached	3	1	13	\$800K	\$825K
28 December, 2015	286 Beech Ave, Toronto	Semi-Detached	3	2	33	\$745K	\$788K
29 December, 2015	90 Beech Ave, Toronto	Detached	4	3	50	\$1,199K	\$1,165K
3 January, 2016	1758 Queen St, Toronto	Semi-Detached	3	2	69	\$699K	\$669K
9 January, 2016	28 Pickering St, Toronto	Semi-Detached	2	2	2	\$690K	\$690K
15 January, 2016	77 Spruce Hill Rd, Toronto	Semi-Detached	3	2	11	\$849K	\$870K
17 January, 2016	98 Rainsford Rd, Toronto	Semi-Detached	3	2	7	\$750K	\$750K
	246 Kenilworth Ave, Toronto	Semi-Detached	3	2	6	\$819K	\$855K
19 January, 2016	15 Fallingbrook Woods , Toronto	Detached	4	4	9	\$2,150K	\$2,060K
	17 Vince Ave, Toronto	Semi-Detached	3	4	43	\$1,249K	\$1,238K
22 January, 2016	110 Kingswood Rd	Detached	5	2	0	\$1,750K	\$1,749K
	884 Kingston Rd	Detached	2	2	63	\$979K	\$900K
25 January, 2016	301, 2371 Queen St E	Condo	2	2	5	\$489K	\$485K
26 January, 2016	93 Woodbine Ave	Other	3	3	8	\$850K	\$830K
28 January, 2016	17, 2112 Queen St E	Townhouse	3	3	409	\$730K	\$700K
30 January, 2016	147 Wheeler Ave	Detached	3	3	16	\$988K	\$970K
31 January, 2016	404, 601 Kingston Rd	Condo	1	1	13	\$430K	\$420K
1 February, 2016	46 Herbert Ave	Detached	3	1	4	\$800K	\$875K
	228 Scarborough Rd	Semi-Detached	4	2	6	\$830K	\$853K
2 February, 2016	103, 303 Kingston Rd	Townhouse	2	2	4	\$521K	\$556K
3 February, 2016	201, 303 Kingston Rd	Condo	2	2	2	\$427K	\$465K
	301, 1829 Queen St E	Condo	2	2	56	\$550K	\$533K
4 February, 2016	23 Glen Manor Dr	Detached	4	4	14	\$1,790K	\$1,730K
6 February, 2016	392 Woodbine Ave	Townhouse	3	1	4	\$677K	\$670K
9 February, 2016	9 Norway Ave	Semi-Detached	2	2	7	\$620K	\$720K
10 February, 2016	181 Beech Ave	Semi-Detached	3	3	7	\$849K	\$875K
	202, 1852 Queen St E	Condo	1	1	112	\$485K	\$477K

Data

Month, Day, Year of Sold Date	Address1	Property Type	Bedrooms	Washrooms	Days on the Market	List Price	Sold Price
15 February, 2016	19* Hambly Ave	Semi-Detached	4	3	6	\$899K	\$979K
	303, 2 Bellefair Ave	Condo	1	1	13	\$499K	\$475K
16 February, 2016	21 Elmer Ave	Semi-Detached	3	3	8	\$900K	\$1,200K
	205, 2 Bellefair Ave	Condo	1	1	7	\$499K	\$495K
	243 Silver Birch Ave	Semi-Detached	3	3	6	\$799K	\$881K
18 February, 2016	204, 2012 Queen St E	Condo	1	1	8	\$530K	\$545K
	310, 1733 Queen St E	Condo	1	1	1	\$399K	\$418K
19 February, 2016	162 Kingswood Rd	Detached	4	3	2	\$2,250K	\$2,200K
	248 Glen Manor Dr W	Detached	2	2	7	\$1,149K	\$1,149K
	250 Glen Manor Dr W	Detached	4	3	7	\$1,279K	\$1,407K
21 February, 2016	7, 10 Buller Ave	Townhouse	3	2	10	\$860K	\$850K
22 February, 2016	280A Lee Ave	Townhouse	2	1	6	\$599K	\$673K
23 February, 2016	141 Kingston Rd	Semi-Detached	3	2	7	\$670K	\$850K
	304, 66 Kippendavie Ave	Condo	1	1	32	\$599K	\$599K
	306 Scarborough Rd	Semi-Detached	3	2	6	\$699K	\$809K
24 February, 2016	107 Woodbine Ave	Detached	3	2	15	\$989K	\$970K
26 February, 2016	220A Lee Ave	Semi-Detached	3	2	0	\$771K	\$771K
28 February, 2016	34 Waverley Rd	Semi-Detached	4	4	5	\$1,499K	\$1,550K
	311, 1797 Queen St E	Condo	1	1	18	\$370K	\$369K
29 February, 2016	32, 2112 Queen St E	Condo	1	1	7	\$430K	\$430K
	66 Waverley Rd	Detached	6	1	6	\$1,199K	\$1,405K
	175 Bellefair Ave	Detached	2	1	6	\$649K	\$725K
	283 Willow Ave	Detached	4	2	5	\$1,099K	\$1,301K
	311, 1733 Queen St E	Condo	2	2	12	\$599K	\$661K
	511, 601 Kingston Rd	Condo	2	2	47	\$400K	\$395K
1 March, 2016	405, 66 Kippendavie Ave	Condo	1	2	0	\$699K	\$740K
2 March, 2016	402, 325 Kingston Rd	Condo	2	2	29	\$449K	\$442K
3 March, 2016	16 Wineva Ave	Detached	3	4	15	\$2,088K	\$1,900K

Data

Month, Day, Year of Sold Date	Address1	Property Type	Bedrooms	Washrooms	Days on the Market	List Price	Sold Price
3 March, 2016	17 Kingsmount Park Rd	Semi-Detached	3	1	2	\$678K	\$775K
	262 Willow Ave	Detached	4	6	126	\$1,688K	\$1,615K
4 March, 2016	105, 61 Main St	Condo	1	1	2	\$269K	\$269K
	225 Kingswood Rd	Detached	4	5	38	\$2,575K	\$2,450K
6 March, 2016	1850 Lake Shore Blvd	Townhouse	4	3	4	\$1,000K	\$1,202K
7 March, 2016	18 Bellefair Ave	Detached	3	3	5	\$1,075K	\$1,100K
	28 Vince Ave	Semi-Detached	3	5	17	\$1,290K	\$1,280K
	33 Bingham Ave	Semi-Detached	3	2	5	\$800K	\$906K
	89 Balsam Ave	Detached	4	2	5	\$1,950K	\$1,925K
9 March, 2016	166 Wineva Ave	Detached	3	2	7	\$790K	\$913K
10 March, 2016	29 Malvern Ave	Detached	3	2	34	\$750K	\$730K
	81 Kenilworth Ave	Detached	3	5	52	\$1,899K	\$1,825K
	123 Kenilworth Ave	Detached	2	2	9	\$699K	\$720K
11 March, 2016	95 Woodbine Ave	Detached	3	2	18	\$870K	\$870K
	203, 60 Haslett Ave	Condo	1	1	2	\$319K	\$357K
	Uph2, 1960 Queen St E	Condo	2	3	0	\$1,779K	\$1,750K
15 March, 2016	127 Brookside Dr	Semi-Detached	3	2	4	\$599K	\$701K
	221 Balsam Ave	Detached	3	2	7	\$899K	\$1,010K
	2093 Gerrard St E	Semi-Detached	5	1	6	\$650K	\$661K
20 March, 2016	36 Nursewood Rd	Detached	2	4	4	\$1,325K	\$1,250K
21 March, 2016	102 Kingswood Rd	Detached	4	5	13	\$2,499K	\$2,360K
22 March, 2016	205 Kingston Rd	Semi-Detached	3	2	34	\$640K	\$630K
23 March, 2016	7 Scarborough Rd	Detached	3	2	8	\$1,399K	\$1,300K
27 March, 2016	162 Bellefair Ave	Detached	3	2	5	\$1,189K	\$1,210K
28 March, 2016	302, 1765 Queen St E	Condo	2	1	7	\$489K	\$541K
29 March, 2016	81 Whistle Post St	Detached	4	4	1	\$1,099K	\$1,236K
	312 Waverley Rd	Semi-Detached	3	3	7	\$900K	\$1,155K
30 March, 2016	75 Wheeler Ave	Semi-Detached	3	2	9	\$870K	\$1,025K

Data

Month, Day, Year of Sold Date	Address1	Property Type	Bedrooms	Washrooms	Days on the Market	List Price	Sold Price
30 March, 2016	329, 123 Woodbine Ave	Condo	0	1	23	\$259K	\$275K
1 April, 2016	7, 2368 Queen St E	Other	2	1	27	\$359K	\$349K
5 April, 2016	302 Kenilworth Ave	Semi-Detached	3	2	7	\$790K	\$811K
	407, 601 Kingston Rd	Condo	2	2	4	\$690K	\$690K
6 April, 2016	314 Lee Ave	Detached	3	4	34	\$1,499K	\$1,375K
8 April, 2016	4 Bellefair Ave	Detached	4	4	58	\$1,499K	\$1,415K
9 April, 2016	212 Wheeler Ave	Semi-Detached	3	2	5	\$899K	\$1,142K
11 April, 2016	252 Glen Manor Dr W	Detached	4	2	7	\$1,489K	\$1,400K
12 April, 2016	16 Balsam Rd	Detached	4	5	42	\$2,325K	\$2,315K
	60 Haslett Ave, Toronto	Condo	1	1	55	\$279K	\$272K
	109 Malvern Ave	Detached	3	2	40	\$767K	\$745K
13 April, 2016	48 Long Cres	Detached	3	2	17	\$1,470K	\$1,450K
	304, 2371 Queen St E	Condo	2	2	1	\$489K	\$551K
14 April, 2016	4 Kingswood Rd	Detached	4	4	8	\$1,689K	\$1,689K
15 April, 2016	213, 60 Haslett Ave	Condo	2	2	44	\$549K	\$531K
	295 Waverley Rd	Detached	4	1	11	\$900K	\$1,116K
18 April, 2016	10 Norway Ave	Semi-Detached	1	1	12	\$649K	\$649K
	29 Bellefair Ave	Townhouse	3	1	6	\$739K	\$885K
	137 Bellefair Ave	Detached	3	3	6	\$1,275K	\$1,312K
	163 Neville Park Blvd	Detached	4	4	6	\$1,379K	\$1,417K
19 April, 2016	32, 1666 Queen St E	Townhouse	3	1	5	\$470K	\$495K
	43 Lyall Ave	Detached	2	1	14	\$499K	\$560K
	166 Kingston Rd	Detached	2	2	7	\$719K	\$853K
20 April, 2016	38 Rhyl Ave	Detached	4	5	33	\$999K	\$960K
	42 Norway Ave	Detached	3	3	9	\$899K	\$870K
	501, 60 Haslett Ave	Condo	2	2	14	\$619K	\$610K
21 April, 2016	17 Kippendavie Ave	Townhouse	2	3	49	\$1,489K	\$1,400K
22 April, 2016	4 Herbert Ave	Semi-Detached	2	2	18	\$825K	\$835K

Data

Month, Day, Year of Sold Date	Address1	Property Type	Bedrooms	Washrooms	Days on the Market	List Price	Sold Price
22 April, 2016	29 Haslett Ave	Detached	3	2	2	\$1,050K	\$999K
23 April, 2016	2 Neville Park Blvd	Other		0	4	\$3,499K	\$3,500K
	307, 2 Bellefair Ave	Condo	1	1	12	\$540K	\$522K
24 April, 2016	105 Pine Glen Rd	Detached	4	7	12	\$2,665K	\$2,530K
25 April, 2016	26 Leuty Ave	Semi-Detached	4	4	0	\$2,390K	\$2,500K
	80 Sarah Ashbridge Ave	Detached	4	5	4	\$1,599K	\$1,965K
	208, 60 Haslett Ave N	Condo	1	1	12	\$300K	\$293K
	343A Scarborough Rd	Detached	3	2	7	\$900K	\$970K
26 April, 2016	22 Hammersmith Ave	Semi-Detached	3	3	5	\$1,749K	\$1,725K
	56 Isleworth Ave	Detached	4	3	5	\$1,825K	\$2,382K
	60 Rainsford Rd	Semi-Detached	4	3	7	\$949K	\$1,202K
	218 Scarborough Rd	Semi-Detached	3	4	6	\$899K	\$973K
	443 Kingswood Rd	Semi-Detached	3	2	11	\$749K	\$765K
27 April, 2016	8, 2362 Queen St	Condo	2	2	20	\$598K	\$610K
	161 Lee Ave	Semi-Detached	3	1	1	\$769K	\$975K
	178 Waverley Rd	Semi-Detached	4	3	7	\$1,079K	\$1,201K
	205, 160 Fallingbrook Rd	Condo	1	1	13	\$519K	\$512K
	302, 1829 Queen St	Condo	2	2	1	\$549K	\$580K
28 April, 2016	70 Wheeler Ave	Detached	4	4	17	\$1,800K	\$1,775K
29 April, 2016	172 Kenilworth Ave	Detached	5	4	2	\$1,895K	\$1,945K
1 May, 2016	724B Kingston Rd	Semi-Detached	3	3	3	\$830K	\$863K
2 May, 2016	21 Lawlor Ave	Semi-Detached	3	1	6	\$730K	\$830K
	84 Balsam Ave	Detached	3	4	7	\$1,920K	\$1,920K
3 May, 2016	72 Scarborough Rd	Detached	4	2	5	\$950K	\$1,050K
	99 Silver Birch Ave	Semi-Detached	4	3	7	\$1,189K	\$1,180K
	309 Kenilworth Ave	Semi-Detached	2	1	6	\$650K	\$705K
4 May, 2016	2.5 Battenberg Ave	Semi-Detached	2	1	7	\$550K	\$661K
	20 Fallingbrook Cres	Detached	3	3	21	\$2,088K	\$1,960K

Data

Month, Day, Year of Sold Date	Address1	Property Type	Bedrooms	Washrooms	Days on the Market	List Price	Sold Price
4 May, 2016	39 Maclean Ave	Detached	5	5	7	\$2,695K	\$2,630K
	190 Waverley Rd	Townhouse	3	2	2	\$780K	\$876K
5 May, 2016	80 Hubbard Blvd	Detached	4	4	10	\$1,895K	\$1,980K
	105B Scarborough Rd	Detached	4	4	1	\$1,290K	\$1,370K
6 May, 2016	53 Belleville St	Semi-Detached	3	3	3	\$750K	\$840K
	74 Sarah Ashbridge Ave	Detached	3	4	2	\$1,600K	\$1,825K
	2204 Queen St E	Semi-Detached	6	7	114	\$1,199K	\$1,125K
7 May, 2016	307, 35 Boardwalk Dr	Condo	2	2	4	\$749K	\$892K
	2418 Queen St E	Semi-Detached	0	1	40	\$399K	\$360K
9 May, 2016	75 Spruce Hill Rd	Detached	4	3	6	\$1,099K	\$1,328K
	87 Victoria Park Ave	Semi-Detached	3	2	7	\$729K	\$852K
	165 Elmer Ave	Townhouse	2	1	5	\$625K	\$756K
	167 Neville Park Blvd	Detached	2	2	7	\$939K	\$1,011K
	179 Lawlor Ave	Semi-Detached	3	2	5	\$599K	\$703K
	219, 35 Boardwalk Dr	Condo	2	2	6	\$790K	\$883K
	404, 60 Haslett Ave	Condo	1	1	48	\$305K	\$300K
10 May, 2016	305, 60 Haslett Ave	Condo	1	1	1	\$341K	\$379K
	407, 9 Boardwalk Dr	Condo	2	2	7	\$870K	\$1,044K
	508 Victoria Park Ave	Semi-Detached	3	1	6	\$589K	\$600K
11 May, 2016	183 Beech Ave	Semi-Detached	3	2	9	\$939K	\$920K
	211 Kingswood Rd	Detached	4	4	16	\$2,500K	\$2,445K
12 May, 2016	44 Nursewood Rd	Detached	3	4	7	\$1,199K	\$1,180K
	377 Woodbine Ave	Detached	5	2	8	\$730K	\$801K
13 May, 2016	108 Hannaford St	Semi-Detached	3	2	2	\$870K	\$1,051K
14 May, 2016	50 Courcelette Rd	Detached	4	3	69	\$1,650K	\$1,555K
	239 Kenilworth Ave	Detached	4	5	3	\$1,989K	\$2,100K
16 May, 2016	30 Belleville St	Semi-Detached	3	3	7	\$800K	\$785K
	128 Willow Ave	Detached	4	5	14	\$1,995K	\$1,950K

Data

Month, Day, Year of Sold Date	Address1	Property Type	Bedrooms	Washrooms	Days on the Market	List Price	Sold Price
16 May, 2016	214 Waverley Rd	Detached	3	3	5	\$1,399K	\$1,720K
	263 Woodbine Ave	Semi-Detached	3	1	6	\$680K	\$657K
17 May, 2016	16 Neville Park Blvd	Detached	4	4	4	\$2,395K	\$2,442K
	177 Coxwell Ave	Semi-Detached	1	1	7	\$329K	\$400K
	402, 1829 Queen St E	Condo	2	2	6	\$580K	\$580K
18 May, 2016	263 Silver Birch Ave	Semi-Detached	3	2	8	\$730K	\$860K
19 May, 2016	266 Silver Birch Ave	Townhouse	3	2	9	\$598K	\$710K
20 May, 2016	126 Elmer Ave	Detached	2	2	10	\$940K	\$930K
	234 Pickering St	Detached	3	2	9	\$729K	\$729K
21 May, 2016	83 Glen Davis Cres	Semi-Detached	3	3	3	\$999K	\$1,125K
22 May, 2016	32 Norwood Rd	Detached	3	1	4	\$800K	\$800K
	106 Joseph Duggan Rd	Townhouse	3	3	11	\$1,399K	\$1,300K
	186 Kingston Rd	Detached	3	4	25	\$1,189K	\$1,116K
24 May, 2016	174 Lee Ave	Detached	4	5	7	\$1,700K	\$2,008K
25 May, 2016	45 Lee Ave	Detached	4	4	12	\$1,500K	\$1,865K
	155 Balsam Ave	Detached	4	1	16	\$800K	\$1,063K
26 May, 2016	61 Cairns Ave	Semi-Detached	4	2	8	\$950K	\$948K
	118 Waverley Rd	Detached	3	2	9	\$1,099K	\$1,200K
	302, 1960 Queen St E	Condo	2	2	2	\$749K	\$749K
30 May, 2016	18 Hammersmith Ave	Other	4	3	6	\$1,499K	\$1,518K
	49 Munro Park Ave	Detached	4	4	18	\$2,995K	\$2,951K
	125 Lee Ave	Detached	3	2	6	\$929K	\$1,382K
	132 Boardwalk Dr	Semi-Detached	3	4	6	\$1,399K	\$1,605K
31 May, 2016	1 Corley Ave	Semi-Detached	3	2	7	\$689K	\$801K
	15 Leuty Ave	Semi-Detached	3	4	4	\$1,750K	\$1,750K
	18 Scarboro Beach Blvd	Semi-Detached	3	3	6	\$1,299K	\$1,518K
	122 Woodbine Ave	Semi-Detached	3	4	8	\$1,100K	\$1,268K
1 June, 2016	4A Kimberley Ave	Detached	3	2	8	\$949K	\$974K

Data

Month, Day, Year of Sold Date	Address1	Property Type	Bedrooms	Washrooms	Days on the Market	List Price	Sold Price
1 June, 2016	21 Lark St	Detached	5	3	6	\$1,499K	\$1,450K
	69 Winners Circ	Semi-Detached	3	4	1	\$1,499K	\$1,600K
	2380 Queen St E	Detached	4	4	15	\$1,379K	\$1,458K
2 June, 2016	29 Waverley Rd	Semi-Detached	4	4	8	\$1,499K	\$1,560K
	135 Swanwick Ave	Semi-Detached	2	2	7	\$740K	\$810K
	165 Willow Ave	Semi-Detached	3	2	2	\$849K	\$980K
3 June, 2016	324, 9 Boardwalk Dr	Condo	1	1	4	\$449K	\$485K
4 June, 2016	70 Victoria Park Ave	Detached	4	4	1	\$1,799K	\$1,775K
	195 Wheeler Ave	Semi-Detached	3	2	23	\$855K	\$800K
7 June, 2016	284 Waverley Rd	Detached	4	3	4	\$1,199K	\$1,150K
	2142 Gerrard St E	Semi-Detached	2	1	1	\$650K	\$665K
8 June, 2016	27 Herbert Ave	Semi-Detached	3	2	2	\$849K	\$980K
	430 Kingston Rd	Townhouse	3	2	13	\$700K	\$700K
9 June, 2016	6 Juniper Ave	Detached	3	2	0	\$1,099K	\$1,135K
	99 Beech Ave	Detached	4	4	8	\$1,849K	\$1,978K
	202, 35 Boardwalk Dr	Condo	1	1	62	\$625K	\$600K
13 June, 2016	35 Columbine Ave	Semi-Detached	3	3	5	\$1,100K	\$1,100K
	73 Robbins Ave	Semi-Detached	3	2	7	\$699K	\$880K
	412, 601 Kingston Rd	Condo	2	2	17	\$410K	\$401K
14 June, 2016	122 Main St	Townhouse	2	2	7	\$599K	\$720K
	215, 66 Kippendavie Ave	Condo	1	1	13	\$500K	\$486K
	269 Glen Manor Dr E	Detached	4	3	5	\$1,969K	\$2,402K
16 June, 2016	229 Kingston Rd	Semi-Detached	1	2	21	\$650K	\$655K
18 June, 2016	10 Hazel Ave	Detached	3	4	22	\$1,985K	\$1,953K
20 June, 2016	129 Kingston Rd	Detached	3	3	19	\$799K	\$740K
21 June, 2016	221 Kingston Rd	Semi-Detached	1	2	7	\$450K	\$555K
	#104, 60 Kippendavie Ave	Condo	1	1	22	\$410K	\$405K
23 June, 2016	35 Cavendish St	Detached	3	2	8	\$1,299K	\$1,426K

Data

Month, Day, Year of Sold Date	Address1	Property Type	Bedrooms	Washrooms	Days on the Market	List Price	Sold Price
23 June, 2016	51A Benlamond Ave	Semi-Detached	4	3	15	\$1,195K	\$1,140K
24 June, 2016	206 Willow Ave	Semi-Detached	3	2	1	\$899K	\$1,150K
25 June, 2016	30 Hannaford St	Townhouse	2	2	1	\$600K	\$707K
26 June, 2016	215, 35 Boardwalk Dr	Condo	2	2	20	\$1,079K	\$1,055K
27 June, 2016	45 Wineva Ave	Other	5	3	49	\$1,500K	\$1,365K
	330, 123 Woodbine Ave	Condo	0	1	19	\$265K	\$258K
	1872 Lake Shore Blvd E	Townhouse	3	3	14	\$1,100K	\$1,097K
28 June, 2016	17 Bellefair Ave	Detached	3	3	6	\$1,250K	\$1,220K
	31 Columbine Ave	Semi-Detached	4	3	7	\$1,349K	\$1,450K
	202 Kingswood Rd	Detached	2	2	6	\$999K	\$1,190K
	1860 Lake Shore Blvd E	Townhouse	3	4	26	\$1,199K	\$1,100K
29 June, 2016	50 Maclean Ave	Semi-Detached	3	3	7	\$1,179K	\$1,225K
30 June, 2016	5-1/2 Lockwood Rd	Semi-Detached	2	2	1	\$789K	\$910K
	407, 60 Haslett Ave	Condo	1	1	26	\$287K	\$327K
2 July, 2016	36 William Hancox Ave	Semi-Detached	3	3	5	\$889K	\$956K
4 July, 2016	31 Fallingbrook Dr	Detached	3	4	62	\$1,860K	\$1,830K
	199 Silver Birch Ave	Semi-Detached	3	4	14	\$980K	\$1,025K
5 July, 2016	7, 2362 Queen St E	Condo	1	2	13	\$586K	\$575K
	20 Maughan Cres	Semi-Detached	3	1	8	\$575K	\$675K
6 July, 2016	29 Waverley Rd	Semi-Detached	4	4	0	\$1,499K	\$1,560K
7 July, 2016	43 Balsam Ave	Detached	5	5	30	\$4,690K	\$4,518K
8 July, 2016	206, 9 Boardwalk Dr	Condo	1	1	17	\$539K	\$523K
9 July, 2016	131, 2320 Gerrard St E	Townhouse	2	2	10	\$579K	\$570K
12 July, 2016	44 Munro Park Ave	Detached	3	3	19	\$1,995K	\$1,900K
	71 Fallingbrook Rd	Detached	3	4	41	\$1,599K	\$1,550K
	114, 9 Boardwalk Dr	Condo	2	2	12	\$969K	\$953K
13 July, 2016	212, 101 Hammersmith Ave	Townhouse	3	1	10	\$599K	\$626K
	497 Scarborough Rd	Semi-Detached	3	4	9	\$780K	\$960K

Data

Month, Day, Year of Sold Date	Address1	Property Type	Bedrooms	Washrooms	Days on the Market	List Price	Sold Price
14 July, 2016	64 Williamson Rd	Detached	3	1	7	\$1,400K	\$1,350K
15 July, 2016	57 Norway Ave	Semi-Detached	3	1	0	\$849K	\$849K
	68 Scarboro Beach Blvd	Semi-Detached	3	2	2	\$950K	\$1,100K
	187 Willow Ave	Detached	4	3	31	\$1,250K	\$1,250K
	317 Kenilworth Ave	Detached	3	2	3	\$989K	\$1,200K
18 July, 2016	5, 11 Hodge Lane	Townhouse	3	3	11	\$699K	\$850K
	114, 123 Woodbine Ave	Condo	0	1	4	\$265K	\$290K
19 July, 2016	80 Courcelette Rd	Detached	2	2	11	\$1,299K	\$1,225K
	206, 60 Haslett Ave	Condo	1	1	10	\$275K	\$279K
20 July, 2016	112 Kingswood Rd	Detached	3	3	8	\$1,989K	\$2,033K
21 July, 2016	61 Kippendavie Ave	Semi-Detached	3	3	1	\$996K	\$1,200K
	306, 9 Boardwalk Dr	Condo	1	1	23	\$523K	\$510K
22 July, 2016	4, 2378 Queen St E	Other	2	1	15	\$419K	\$407K
	18 Dixon Ave	Semi-Detached	3	2	2	\$789K	\$894K
	503, 60 Haslett Ave	Condo	2	2	4	\$713K	\$713K
24 July, 2016	134 Boardwalk Dr	Semi-Detached	3	4	11	\$1,600K	\$1,575K
25 July, 2016	179 Brookside Dr	Detached	2	2	6	\$899K	\$994K
26 July, 2016	26 Glen Stewart Ave	Detached	3	3	6	\$1,199K	\$1,225K
	67 Lyall Ave	Detached	4	4	6	\$1,099K	\$1,620K
	167 Wineva Ave	Detached	4	4	6	\$1,150K	\$1,150K
	610, 601 Kingston Rd	Condo	1	2	7	\$380K	\$382K
27 July, 2016	411, 303 Kingston Rd	Condo	2	1	34	\$530K	\$518K
28 July, 2016	62 Beachview Cres	Semi-Detached	3	2	1	\$699K	\$830K
1 August, 2016	471 Kingswood Rd	Detached	2	2	11	\$880K	\$850K
3 August, 2016	A, 2286 Queen St E	Townhouse	3	3	13	\$1,149K	\$1,100K
4 August, 2016	68 Kenilworth Ave	Detached	4	4	15	\$1,929K	\$1,900K
5 August, 2016	221 Willow Ave	Detached	4	5	115	\$1,775K	\$1,740K
	#103, 601 Kingston Rd	Condo	2	2	2	\$550K	\$576K

Data

Month, Day, Year of Sold Date	Address1	Property Type	Bedrooms	Washrooms	Days on the Market	List Price	Sold Price
7 August, 2016	271 Kenilworth Ave	Semi-Detached	3	3	2	\$849K	\$985K
9 August, 2016	2 Hannaford St	Townhouse	2	2	14	\$700K	\$675K
	35 Duart Park Rd	Detached	4	2	8	\$1,200K	\$1,379K
10 August, 2016	51 Belleville St	Townhouse	3	3	7	\$800K	\$852K
	2373 Gerrard St E	Semi-Detached	3	2	6	\$550K	\$605K
11 August, 2016	65 Hammersmith Ave	Detached	3	2	9	\$800K	\$1,173K
12 August, 2016	130, 2320 Gerrard St E	Townhouse	2	2	10	\$579K	\$570K
14 August, 2016	15, 2112 Queen St E	Townhouse	2	2	4	\$569K	\$625K
15 August, 2016	109 Dixon Ave	Detached	5	2	7	\$849K	\$1,215K
16 August, 2016	193 Kingston Rd	Semi-Detached	3	3	7	\$700K	\$700K
	235 Beech Ave	Detached	4	2	39	\$1,199K	\$1,148K
17 August, 2016	14 Wrenson Rd	Detached	4	1	2	\$799K	\$1,051K
19 August, 2016	Th4, 2 Bellefair Ave	Townhouse	3	4	95	\$1,349K	\$1,325K
20 August, 2016	54 Lawlor Ave	Semi-Detached	3	1	11	\$699K	\$697K
	105, 60 Haslett Ave	Condo	2	2	10	\$625K	\$625K
	426 Kingston Rd	Detached	3	2	78	\$799K	\$780K
23 August, 2016	1 Haslett Ave	Detached	3	2	7	\$849K	\$926K
24 August, 2016	181 Wheeler Ave	Semi-Detached	3	2	8	\$799K	\$800K
26 August, 2016	122 Fallingbrook Rd	Detached	4	4	24	\$1,549K	\$1,500K
27 August, 2016	9A Scarborough Rd	Detached	4	5	7	\$1,850K	\$1,810K
	183 Courcelette Rd	Detached	4	4	47	\$1,449K	\$1,358K
28 August, 2016	15 Hambly Ave	Other	5	2	5	\$1,350K	\$1,403K
	264 Lee Ave	Detached	4	5	12	\$2,189K	\$2,175K
31 August, 2016	18 Wheeler Ave	Semi-Detached	3	2	7	\$839K	\$970K
	93 Rainsford Rd	Semi-Detached	3	3	6	\$899K	\$950K
	105 Winners Circ	Townhouse	3	4	9	\$1,498K	\$1,380K
	508, 60 Haslett Ave	Condo	2	3	79	\$974K	\$974K
1 September, 2016	86 Bellefair Ave	Detached	4	3	7	\$1,200K	\$1,301K

Data

Month, Day, Year of Sold Date	Address1	Property Type	Bedrooms	Washrooms	Days on the Market	List Price	Sold Price
1 September, 2016	143A Silver Birch Ave	Detached	3	4	8	\$1,499K	\$1,490K
	506, 60 Haslett Ave	Condo	2	2	83	\$738K	\$738K
8 September, 2016	15 Edgewood Ave	Detached	7	4	13	\$1,099K	\$1,099K
10 September, 2016	111, 2320 Gerrard St E	Townhouse	2	2	18	\$579K	\$570K
12 September, 2016	175A Kingston Rd	Semi-Detached	3	4	6	\$700K	\$921K
	266 Lee Ave	Detached	4	5	0	\$2,180K	\$2,180K
	424, 1733 Queen St E	Condo	2	2	5	\$665K	\$675K
13 September, 2016	207, 601 Kingston Rd	Condo	1	1	0	\$379K	\$359K
14 September, 2016	107 Osborne Ave	Semi-Detached	2	1	7	\$649K	\$761K
15 September, 2016	22 Haslett Ave	Detached	3	2	1	\$969K	\$1,119K
	25 Hambly Ave	Detached	3	1	0	\$1,150K	\$1,450K
	201, 60 Haslett Ave	Condo	2	2	16	\$465K	\$480K
	313, 1797 Queen St E	Condo	2	2	21	\$585K	\$570K
	424, 9 Boardwalk Dr	Condo	1	1	8	\$500K	\$498K
	1760 Queen St E	Semi-Detached	3	3	6	\$789K	\$850K
16 September, 2016	9B Scarborough Rd	Detached	4	5	10	\$1,850K	\$1,810K
	142 Lee Ave	Detached	2	3	3	\$1,179K	\$1,435K
18 September, 2016	140 Lawlor Ave	Semi-Detached	3	1	5	\$749K	\$749K
19 September, 2016	30 Fallingbrook Cres E	Detached	4	4	5	\$2,189K	\$2,375K
	92 Blantyre Ave	Detached	5	4	88	\$2,349K	\$2,160K
	212, 9 Boardwalk Dr	Condo	2	2	7	\$899K	\$895K
20 September, 2016	235 Bingham Ave	Semi-Detached	3	2	7	\$700K	\$850K
21 September, 2016	28, 2112 Queen St E	Condo	2	2	7	\$580K	\$575K
	107 Rainsford Rd	Semi-Detached	3	3	7	\$839K	\$1,000K
	308, 601 Kingston Rd	Condo	1	1	2	\$389K	\$378K
22 September, 2016	33 Spruce Hill Rd	Semi-Detached	3	5	2	\$1,189K	\$1,303K
23 September, 2016	10 Balsam Ave	Detached	2	2	4	\$2,399K	\$2,300K
	110, 66 Kippendavie Ave	Condo	1	2	87	\$575K	\$565K

Data

Month, Day, Year of Sold Date	Address1	Property Type	Bedrooms	Washrooms	Days on the Market	List Price	Sold Price
24 September, 2016	19 Haslett Ave	Semi-Detached	3	4	13	\$990K	\$1,076K
25 September, 2016	16 Pine Cres	Detached	3	1	13	\$1,600K	\$1,462K
26 September, 2016	72 Scarboro Beach Blvd	Semi-Detached	3	2	5	\$969K	\$975K
27 September, 2016	7 Firstbrooke Rd	Semi-Detached	3	2	5	\$800K	\$975K
	52 Elmer Ave	Detached	5	2	6	\$900K	\$1,200K
	129 Silver Birch Ave	Semi-Detached	4	4	7	\$1,099K	\$1,100K
	177 Bellefair Ave	Detached	3	4	6	\$1,499K	\$1,610K
28 September, 2016	101, 1340 Kingston Rd	Condo	2	2	5	\$590K	\$629K
	108 Glenmore Rd	Semi-Detached	3	1	7	\$800K	\$945K
	169 Glenmount Park Rd	Detached	3	3	9	\$899K	\$976K
29 September, 2016	1764 Queen St E	Semi-Detached	3	2	7	\$630K	\$651K
1 October, 2016	32 Leuty Ave	Detached	4	5	9	\$2,689K	\$2,520K
2 October, 2016	76 Hubbard Blvd	Semi-Detached	5	5	12	\$2,199K	\$2,200K
	103, 1340 Kingston Rd	Condo	2	2	9	\$550K	\$581K
3 October, 2016	207 Lawlor Ave	Semi-Detached	3	1	5	\$680K	\$700K
	316, 601 Kingston Rd	Condo	1	1	25	\$310K	\$304K
4 October, 2016	18 Swanwick Ave	Detached	4	2	6	\$1,299K	\$1,275K
	30 Maclean Ave	Semi-Detached	3	3	7	\$1,099K	\$1,475K
	140 Lee Ave	Detached	2	3	6	\$1,150K	\$1,175K
	504, 60 Haslett Ave	Condo	2	2	67	\$740K	\$760K
	A, 2008 Queen St E	Other	2	1	40	\$1,399K	\$1,350K
5 October, 2016	4 Wheeler Ave	Detached	4	4	15	\$1,275K	\$1,250K
	80 Leuty Ave	Detached	4	5	16	\$2,388K	\$2,250K
	92 Woodbine Ave	Semi-Detached	3	3	7	\$989K	\$1,097K
	305, 1960 Queen St E	Condo	1	1	25	\$559K	\$554K
10 October, 2016	146 Woodbine Ave	Townhouse	3	3	6	\$995K	\$1,005K
11 October, 2016	36 Fallingbrook Dr	Detached	5	4	5	\$2,369K	\$2,325K
	406, 1829 Queen St E	Condo	1	1	6	\$429K	\$446K

Data

Month, Day, Year of Sold Date	Address1	Property Type	Bedrooms	Washrooms	Days on the Market	List Price	Sold Price
12 October, 2016	19 Lark St	Detached	5	3	0	\$1,079K	\$1,300K
13 October, 2016	14 Pickering St	Semi-Detached	2	2	1	\$750K	\$810K
	52 Columbine Ave	Semi-Detached	4	4	1	\$1,349K	\$1,470K
	151 Bingham Ave	Semi-Detached	3	2	7	\$700K	\$851K
14 October, 2016	236 Waverley Rd	Townhouse	2	2	15	\$775K	\$747K
	609, 601 Kingston Rd	Condo	2	2	9	\$470K	\$471K
16 October, 2016	408, 1733 Queen St E	Condo	2	2	5	\$649K	\$731K
17 October, 2016	14A Bingham Ave	Detached	4	4	0	\$1,199K	\$1,310K
	26 Elmer Ave	Semi-Detached	4	2	5	\$1,089K	\$1,112K
	309, 1797 Queen St E	Condo	1	1	19	\$365K	\$363K
18 October, 2016	6, 21 Benlamond Ave	Other	2	1	24	\$499K	\$495K
	66 Brookmount Rd	Semi-Detached	4	4	6	\$999K	\$1,401K
19 October, 2016	222 Kenilworth Ave	Other	8	6	12	\$1,455K	\$1,455K
21 October, 2016	510, 1863 Queen St E	Condo	2	2	7	\$639K	\$635K
24 October, 2016	102 Bellefair Ave	Detached	3	2	7	\$700K	\$878K
	312, 60 Haslett Ave	Condo	1	1	20	\$299K	\$285K
25 October, 2016	18 Rainsford Rd	Detached	5	2	6	\$988K	\$1,205K
	21 Kimberley Ave	Detached	3	2	5	\$1,099K	\$1,225K
	304 Kenilworth Ave	Semi-Detached	3	2	5	\$790K	\$975K
26 October, 2016	29 Lockwood Rd	Detached	4	5	47	\$1,979K	\$1,935K
	260 Silver Birch Ave	Semi-Detached	3	2	20	\$899K	\$860K
	303, 1852 Queen St E	Condo	1	2	3	\$1,249K	\$1,205K
27 October, 2016	36 Long Cres	Detached	5	7	29	\$4,290K	\$3,900K
28 October, 2016	20 Herbert Ave	Detached	3	2	11	\$1,095K	\$1,080K
30 October, 2016	26 Bracken Ave	Detached	4	3	10	\$1,979K	\$1,945K
	69 Joseph Duggan Rd	Detached	3	5	11	\$1,699K	\$1,600K
1 November, 2016	8 Violet Ave	Semi-Detached	3	2	7	\$995K	\$1,225K
2 November, 2016	301, 66 Kippendavie Ave	Condo	1	1	9	\$470K	\$460K

Data

Month, Day, Year of Sold Date	Address1	Property Type	Bedrooms	Washrooms	Days on the Market	List Price	Sold Price
3 November, 2016	46 Glen Manor Dr	Semi-Detached	4	4	8	\$1,400K	\$1,375K
	262 Waverley Rd	Detached	3	4	8	\$1,390K	\$1,447K
5 November, 2016	90 Pine Cres	Detached	4	4	52	\$3,399K	\$3,250K
9 November, 2016	12, 1666 Queen St E	Townhouse	3	2	1	\$580K	\$605K
	241 Silver Birch Ave	Detached	4	6	42	\$2,149K	\$2,181K
10 November, 2016	333 Kenilworth Ave	Semi-Detached	2	2	2	\$669K	\$675K
11 November, 2016	219, 123 Woodbine Ave	Condo	0	1	31	\$289K	\$284K
15 November, 2016	61 Northern Dancer Blvd	Detached	3	3	12	\$1,975K	\$1,935K
	139 Kingston Rd	Semi-Detached	3	2	7	\$699K	\$925K
17 November, 2016	116 Balsam Ave	Detached	6	1	3	\$1,730K	\$1,840K
21 November, 2016	229 Willow Ave	Detached	4	4	5	\$1,965K	\$1,965K
22 November, 2016	11, 15-21 Glenfern Ave	Other	1	1	5	\$420K	\$503K
	168 Wineva Ave	Semi-Detached	3	2	3	\$940K	\$1,150K
23 November, 2016	54 Haslett Ave	Semi-Detached	3	2	2	\$700K	\$715K
24 November, 2016	306, 580 Kingston Rd	Condo	2	2	38	\$529K	\$530K
27 November, 2016	29 Carnahan Terr	Townhouse	2	2	13	\$559K	\$554K
	313 Silver Birch Ave	Detached	3	2	18	\$1,229K	\$1,205K
28 November, 2016	146 Silver Birch Ave	Detached	4	6	13	\$1,999K	\$1,999K
30 November, 2016	6 Norwood Rd	Detached	3	2	7	\$859K	\$1,200K
	33 Golfview Ave	Semi-Detached	2	1	6	\$599K	\$770K
	48 Golfview Ave	Detached	3	3	19	\$739K	\$750K
	48 Kenilworth Ave	Detached	2	1	12	\$1,300K	\$1,610K
	162 Bingham Ave	Detached	3	2	6	\$989K	\$994K
1 December, 2016	311 Kingswood Rd N	Detached	3	2	2	\$900K	\$905K
2 December, 2016	8 Hannaford St	Townhouse	2	2	2	\$590K	\$710K
3 December, 2016	107 Kenilworth Ave	Detached	5	4	7	\$1,650K	\$1,650K
6 December, 2016	11 Edgewood Grve	Detached	2	1	10	\$790K	\$860K
	57 Victoria Park Ave	Semi-Detached	3	1	5	\$700K	\$784K

Data

Month, Day, Year of Sold Date	Address1	Property Type	Bedrooms	Washrooms	Days on the Market	List Price	Sold Price
8 December, 2016	305, 2012 Queen St E	Condo	2	2	14	\$850K	\$951K
12 December, 2016	3 Spruce Hill Rd	Detached	4	2	53	\$1,190K	\$1,156K
13 December, 2016	167 Silver Birch Ave	Detached	3	4	7	\$1,799K	\$1,750K
	327, 123 Woodbine Ave	Condo	0	1	15	\$249K	\$249K
14 December, 2016	14 Herbert Ave	Semi-Detached	3	3	8	\$990K	\$1,164K
	32 Elmer Ave	Detached	4	5	57	\$1,799K	\$1,770K
17 December, 2016	673 Woodbine Ave	Semi-Detached	4	3	11	\$799K	\$799K
19 December, 2016	342* Lee Ave	Semi-Detached	3	3	7	\$1,350K	\$1,480K
3 January, 2017	#205, 75 Scarborough Rd	Other	2	1	19	\$350K	\$350K
11 January, 2017	171 Willow Ave	Detached	2	2	2	\$899K	\$1,060K
	208, 1960 Queen St E	Condo	2	2	8	\$669K	\$701K
18 January, 2017	414, 35 Boardwalk Dr	Condo	2	2	0	\$1,098K	\$1,098K
21 January, 2017	163 Elmer Ave	Semi-Detached	3	2	4	\$750K	\$878K
23 January, 2017	27 Long Cres	Detached	4	4	6	\$2,479K	\$2,551K
24 January, 2017	308, 1960 Queen St E	Condo	2	2	139	\$800K	\$800K
29 January, 2017	50 Rainsford Rd	Detached	4	4	13	\$1,629K	\$1,620K
31 January, 2017	111 Dixon Ave	Detached	4	5	15	\$1,729K	\$1,670K
	601, 601 Kingston Rd	Condo	1	2	12	\$575K	\$575K
4 February, 2017	90 Woodbine Ave	Semi-Detached	3	4	4	\$1,288K	\$1,501K
7 February, 2017	304, 1797 Queen St E	Condo	2	2	8	\$579K	\$565K
9 February, 2017	39 Bingham Ave	Semi-Detached	3	2	1	\$899K	\$1,160K
10 February, 2017	102, 1340 Kingston Rd	Condo	2	2	140	\$580K	\$625K
12 February, 2017	46 Herbert Ave	Detached	4	5	81	\$2,099K	\$2,060K
13 February, 2017	93 Boardwalk Dr	Semi-Detached	3	4	12	\$1,499K	\$1,570K
	104 Fallingbrook Rd	Detached	3	3	7	\$1,588K	\$1,515K
	160 Neville Park Blvd	Detached	3	2	4	\$1,378K	\$1,519K
14 February, 2017	402, 1340 Kingston Rd	Condo	2	2	144	\$930K	\$968K
16 February, 2017	19 Osborne Ave	Semi-Detached	0	0	6	\$659K	\$730K

Data

Month, Day, Year of Sold Date	Address1	Property Type	Bedrooms	Washrooms	Days on the Market	List Price	Sold Price
18 February, 2017	193 Balsam Ave	Other	6	6	103	\$2,275K	\$2,225K
21 February, 2017	6 Bellhaven Rd	Semi-Detached	2	2	6	\$679K	\$905K
	51 Northern Dancer Blvd	Detached	3	4	4	\$2,295K	\$2,335K
	183 Willow Ave	Semi-Detached	5	4	22	\$1,388K	\$1,395K
	188 Bingham Ave	Detached	3	3	8	\$995K	\$1,105K
	305, 1765 Queen St E	Condo	2	2	20	\$570K	\$555K
24 February, 2017	137 Boardwalk Dr	Detached	3	4	9	\$2,200K	\$2,300K
26 February, 2017	35 Wheeler Ave	Detached	3	4	39	\$2,099K	\$2,200K
	353 Kingston Rd	Semi-Detached	3	1	5	\$700K	\$710K
27 February, 2017	33 Malvern Ave	Semi-Detached	3	2	5	\$698K	\$875K
	305 Waverley Rd	Semi-Detached	4	4	6	\$1,089K	\$1,236K
	418, 1733 Queen St E	Condo	1	1	4	\$500K	\$601K
	2290A Queen St E	Townhouse	3	3	6	\$1,149K	\$1,160K
28 February, 2017	38 Joseph Duggan Rd	Detached	3	4	6	\$1,900K	\$1,980K
	373 Scarborough Rd	Townhouse	3	2	7	\$749K	\$1,053K
2 March, 2017	6 Leonard Circ	Detached	4	5	1	\$2,965K	\$3,050K
3 March, 2017	104 Woodbine Ave	Townhouse	3	3	3	\$1,220K	\$1,400K
	122 Elmer Ave	Semi-Detached	3	2	2	\$829K	\$1,150K
4 March, 2017	94 Wheeler Ave	Detached	3	4	11	\$1,359K	\$1,439K
5 March, 2017	214 Wineva Ave	Semi-Detached	3	3	6	\$949K	\$1,150K
6 March, 2017	71 Scarborough Rd	Detached	3	2	6	\$1,189K	\$1,576K
	287 Kingston Rd	Townhouse	3	3	6	\$850K	\$850K
	287 Kingswood Rd	Townhouse	3	3	6	\$899K	\$960K
	304, 9 Boardwalk Dr	Condo	1	1	13	\$579K	\$573K
7 March, 2017	1, 715 Kingston Rd	Townhouse	2	2	6	\$990K	\$990K
	12 Vince Ave	Semi-Detached	3	3	7	\$1,089K	\$1,160K
	233 Kingston Rd	Semi-Detached	2	3	31	\$750K	\$735K
8 March, 2017	205, 60 Kippendavie Ave	Condo	1	1	0	\$430K	\$433K

Data

Month, Day, Year of Sold Date	Address1	Property Type	Bedrooms	Washrooms	Days on the Market	List Price	Sold Price
8 March, 2017	481 Woodbine Ave	Semi-Detached	3	2	9	\$799K	\$852K
9 March, 2017	1 Columbine Ave	Detached	5	4	3	\$1,599K	\$1,500K
11 March, 2017	133 Silver Birch Ave	Detached	4	3	135	\$1,399K	\$1,330K
13 March, 2017	33 Lyall Ave	Detached	6	4	11	\$1,890K	\$1,865K
	109 Boardwalk Dr	Semi-Detached	4	4	11	\$1,600K	\$1,670K
16 March, 2017	201, 1340 Kingston Rd	Condo	1	2	174	\$430K	\$465K
18 March, 2017	94 Neville Park Blvd	Detached	4	4	44	\$1,780K	\$1,652K
19 March, 2017	3 Hartford Ave	Detached	3	3	8	\$999K	\$1,290K
	78 Woodbine Ave	Townhouse	3	4	4	\$1,250K	\$1,465K
23 March, 2017	3, 2362 Queen St E	Condo	2	2	30	\$640K	\$662K
	9B Walter St	Townhouse	1	1	8	\$530K	\$565K
	69 Wheeler Ave	Detached	3	2	2	\$1,189K	\$1,400K
	106 Spruce Hill Rd	Semi-Detached	3	2	1	\$899K	\$1,275K
	Ph 601, 580 Kingston Rd	Condo	2	2	3	\$799K	\$825K
24 March, 2017	8, 517 Kingston Rd	Condo	2	2	2	\$699K	\$765K
27 March, 2017	4, 2357 Queen St E	Townhouse	2	2	6	\$600K	\$700K
	102, 75 Scarborough Rd	Other	2	1	5	\$370K	\$431K
	263 Waverley Rd	Semi-Detached	3	2	5	\$800K	\$1,230K
28 March, 2017	22 Wineva Ave	Other	6	2	7	\$1,499K	\$1,750K
	30, 1666 Queen St E	Townhouse	2	1	7	\$579K	\$600K
	301, 2 Bellefair Ave	Condo	2	2	8	\$825K	\$820K
29 March, 2017	206, 1 Rainsford Rd	Condo	3	4	8	\$1,688K	\$1,860K
	324 Kenilworth Ave	Semi-Detached	2	2	7	\$680K	\$903K
30 March, 2017	391 Kingswood Rd	Detached	3	2	3	\$996K	\$1,214K
1 April, 2017	252 Silver Birch Ave	Detached	4	4	2	\$1,728K	\$1,728K
2 April, 2017	225, 9 Boardwalk Dr	Condo	2	2	32	\$1,098K	\$1,120K
3 April, 2017	3 Elmer Ave	Detached	3	3	6	\$1,229K	\$1,515K
	81 Lyall Ave	Semi-Detached	3	2	7	\$1,049K	\$1,315K

Data

Month, Day, Year of Sold Date	Address1	Property Type	Bedrooms	Washrooms	Days on the Market	List Price	Sold Price
3 April, 2017	167A Wheeler Ave	Detached	4	4	7	\$1,539K	\$1,765K
	303, 1340 Kingston Rd	Condo	1	2	192	\$600K	\$656K
	405, 1960 Queen St E	Condo	2	2	47	\$1,130K	\$1,130K
4 April, 2017	306, 601 Kingston Rd	Condo	1	1	5	\$399K	\$575K
5 April, 2017	55 Isleworth Ave	Detached	4	3	9	\$1,725K	\$1,680K
	203, 1863 Queen St E	Condo	2	2	8	\$700K	\$680K
	309, 123 Woodbine Ave	Condo	0	1	2	\$250K	\$305K
7 April, 2017	20 Brookmount Rd	Detached	4	5	1	\$2,195K	\$2,300K
	410, 1765 Queen St E	Condo	1	1	3	\$480K	\$520K
9 April, 2017	78 Victoria Park Ave	Detached	4	2	5	\$1,300K	\$1,200K
	90 Beech Ave	Detached	4	5	27	\$1,988K	\$1,988K
10 April, 2017	22 Dixon Ave	Semi-Detached	3	2	4	\$750K	\$1,100K
	82 Brookside Dr	Semi-Detached	3	2	7	\$800K	\$915K
	124 Balsam Ave	Detached	3	3	6	\$1,399K	\$1,563K
	128 Silver Birch Ave	Detached	3	3	4	\$1,000K	\$1,300K
	148 Neville Park Blvd	Detached	3	2	6	\$1,099K	\$1,250K
	175 Scarborough Rd	Detached	4	1	0	\$1,700K	\$1,700K
11 April, 2017	43 Orchard Park Blvd	Semi-Detached	3	2	6	\$800K	\$1,185K
	46 Hambly Ave	Detached	5	4	6	\$1,599K	\$2,000K
	108 Dixon Ave	Detached	4	3	7	\$1,199K	\$1,475K
	207, 60 Haslett Ave	Condo	1	1	5	\$350K	\$386K
12 April, 2017	1 Herbert Ave	Semi-Detached	4	2	7	\$799K	\$900K
	20 Rhyl Ave	Semi-Detached	3	2	9	\$799K	\$1,089K
	82 Woodbine Ave	Townhouse	3	3	6	\$1,398K	\$1,410K
	112 Bellefair Ave	Semi-Detached	3	3	5	\$939K	\$1,200K
	173 Willow Ave	Semi-Detached	4	3	6	\$1,200K	\$1,502K
13 April, 2017	228 Wineva Ave S	Detached	3	3	21	\$1,588K	\$1,515K
20 April, 2017	3 Malvern Ave	Semi-Detached	3	2	7	\$899K	\$999K

Data

Month, Day, Year of Sold Date	Address1	Property Type	Bedrooms	Washrooms	Days on the Market	List Price	Sold Price
20 April, 2017	39 Winners Circ	Detached	3	3	9	\$1,799K	\$2,100K
	119 Spruce Hill Rd	Detached	3	4	13	\$1,995K	\$2,600K
	203, 323 Kingston Rd	Condo	2	3	14	\$647K	\$647K
	213 Willow Ave	Semi-Detached	3	2	8	\$899K	\$1,055K
	402, 1829 Queen St E	Condo	2	2	2	\$649K	\$711K
21 April, 2017	302, 1340 Kingston Rd	Condo	2	2	17	\$765K	\$750K
23 April, 2017	103, 580 Kingston Rd	Townhouse	3	3	3	\$729K	\$720K
24 April, 2017	36 Glen Oak Dr	Detached	4	3	5	\$1,600K	\$1,964K
	156 Swanwick Ave	Semi-Detached	3	2	7	\$750K	\$965K
	162 Silver Birch Ave	Detached	3	4	7	\$1,699K	\$2,095K
	296 Kingswood Rd	Detached	3	2	6	\$900K	\$1,025K
25 April, 2017	39 Lark St	Semi-Detached	3	2	7	\$899K	\$1,225K
	148 Woodbine Ave	Townhouse	3	3	8	\$1,289K	\$1,476K
	180 Boardwalk Dr	Townhouse	2	4	6	\$1,399K	\$1,600K
	258 Willow Ave	Semi-Detached	3	3	6	\$999K	\$1,219K
	325, 1733 Queen St E	Condo	2	2	5	\$675K	\$750K
27 April, 2017	330 Waverley Rd	Semi-Detached	3	2	2	\$979K	\$1,300K
29 April, 2017	97 Kenilworth Ave	Detached	3	1	10	\$1,299K	\$1,245K
1 May, 2017	77 Leuty Ave	Semi-Detached	4	5	26	\$2,289K	\$2,100K
	181 Kingston Rd	Semi-Detached	3	2	5	\$749K	\$915K
2 May, 2017	23, 1666 Queen St E	Townhouse	3	2	3	\$589K	\$625K
	34B Long Cres	Detached	4	5	0	\$2,590K	\$2,620K
	76 Glen Davis Cres	Detached	4	5	4	\$1,899K	\$1,810K
	403, 601 Kingston Rd	Condo	1	1	8	\$430K	\$587K
3 May, 2017	47 Hammersmith Ave	Detached	3	2	1	\$1,550K	\$1,540K
	71 Glen Davis Cres	Semi-Detached	3	2	2	\$999K	\$1,125K
4 May, 2017	663 Woodbine Ave	Detached	3	3	2	\$999K	\$1,100K
	819, 1091 Kingston Rd	Condo	2	2	3	\$689K	\$650K

Data

Month, Day, Year of Sold Date	Address1	Property Type	Bedrooms	Washrooms	Days on the Market	List Price	Sold Price
6 May, 2017	1967 Dundas St E	Detached	3	4	19	\$1,289K	\$1,220K
7 May, 2017	103, 1733 Queen St E	Condo	1	1	12	\$550K	\$545K
8 May, 2017	131 Elmer Ave	Semi-Detached	3	2	6	\$949K	\$1,190K
	310, 1733 Queen St	Condo	1	1	7	\$499K	\$591K
9 May, 2017	50 Fernwood Park Ave	Semi-Detached	4	2	6	\$929K	\$980K
10 May, 2017	25 Northern Dancer Blvd	Detached	3	4	1	\$2,190K	\$2,400K
	180 Balsam Ave	Detached	5	3	8	\$1,980K	\$1,880K
12 May, 2017	34 Pine Cres	Detached	3	2	23	\$1,649K	\$1,600K
	36 Waverley Rd	Semi-Detached	3	5	1	\$1,500K	\$1,825K
15 May, 2017	250 Woodbine Ave	Semi-Detached	2	2	7	\$639K	\$825K
16 May, 2017	3, 122 Glen Manor Dr	Townhouse	2	2	5	\$849K	\$977K
	6B Scarborough Rd	Townhouse	4	3	5	\$990K	\$1,140K
	89 Sarah Ashbridge Ave	Detached	4	5	7	\$1,688K	\$1,952K
	256 Willow Ave	Detached	3	2	7	\$1,249K	\$1,360K
	314, 601 Kingston Rd	Condo	1	1	6	\$329K	\$368K
17 May, 2017	60 Kingswood Rd	Detached	3	2	7	\$1,369K	\$1,700K
	61 Herbert Ave	Semi-Detached	3	2	5	\$900K	\$1,119K
	226 Waverley Rd	Townhouse	3	2	8	\$800K	\$832K
18 May, 2017	102, 60 Haslett Ave	Condo	2	2	6	\$749K	\$730K
20 May, 2017	306, 1842 Queen St E	Condo	1	2	12	\$829K	\$808K
22 May, 2017	57 Spruce Hill Rd	Townhouse	2	2	11	\$899K	\$850K
23 May, 2017	43 Winners Circ	Semi-Detached	3	3	15	\$1,599K	\$1,551K
	95 Waverley Rd	Semi-Detached	2	2	14	\$1,049K	\$1,000K
24 May, 2017	2239* Queen St E	Detached	6	6	44	\$3,100K	\$3,120K
25 May, 2017	23 Malvern Ave	Detached	3	2	9	\$979K	\$1,275K
	80 Woodbine Ave	Townhouse	3	3	2	\$1,475K	\$1,460K
	298 Lee Ave	Detached	4	4	30	\$1,770K	\$1,692K
27 May, 2017	165 Lee Ave	Semi-Detached	2	2	4	\$979K	\$1,260K

Data

Month, Day, Year of Sold Date	Address1	Property Type	Bedrooms	Washrooms	Days on the Market	List Price	Sold Price
27 May, 2017	226 Woodbine Ave	Semi-Detached	4	3	18	\$899K	\$975K
28 May, 2017	157 Neville Park Blvd	Detached	4	2	5	\$1,289K	\$1,270K
	222, 1733 Queen St E	Condo	2	2	34	\$949K	\$886K
29 May, 2017	5 Glen Stewart Ave	Detached	3	1	6	\$1,000K	\$1,252K
	102 Lyall Ave	Detached	4	2	6	\$1,399K	\$1,470K
31 May, 2017	98 Spruce Hill Rd	Detached	4	2	7	\$1,099K	\$1,525K
	103, 323 Kingston Rd	Condo	2	1	32	\$596K	\$596K
	139 Kingswood Rd	Detached	4	3	7	\$2,498K	\$2,562K
1 June, 2017	48 Pickering St	Detached	3	2	8	\$799K	\$775K
	222 Waverley Rd	Townhouse	3	3	30	\$849K	\$840K
	312, 1765 Queen St E	Condo	2	2	3	\$599K	\$585K
2 June, 2017	67 Victoria Park Ave	Detached	4	6	37	\$2,950K	\$2,800K
	84 Kenilworth Ave	Semi-Detached	4	2	8	\$999K	\$1,030K
3 June, 2017	238 Waverley Rd	Townhouse	2	2	5	\$729K	\$815K
5 June, 2017	19 Norway Ave	Semi-Detached	2	2	6	\$699K	\$874K
	52 Glen Oak Dr	Detached	3	2	6	\$1,189K	\$1,401K
8 June, 2017	6, 10 Buller Ave	Townhouse	2	2	22	\$979K	\$950K
11 June, 2017	39 Rainsford Rd	Detached	1	3	2	\$1,399K	\$1,300K
12 June, 2017	42 Scarborough Rd	Detached	4	2	7	\$1,229K	\$1,215K
13 June, 2017	48 Joseph Duggan Rd	Semi-Detached	3	4	7	\$1,599K	\$1,568K
14 June, 2017	8 Columbine Ave	Semi-Detached	4	4	1	\$1,440K	\$1,440K
	413, 35 Boardwalk Dr	Condo	2	2	8	\$1,150K	\$1,073K
	Upper, 35 Scarboro Beach Blvd	Other	2	1	51	\$688K	\$735K
15 June, 2017	26 Fallingbrook Cres	Detached	4	3	14	\$1,749K	\$1,749K
	300 Scarborough Rd	Semi-Detached	3	2	1	\$789K	\$780K
18 June, 2017	60 Winthorpe Rd	Detached	2	2	19	\$998K	\$930K
	69 Herbert Ave	Semi-Detached	3	2	5	\$989K	\$1,285K
19 June, 2017	5 Tompkins Mews	Townhouse	3	3	4	\$889K	\$970K

Data

Month, Day, Year of Sold Date	Address1	Property Type	Bedrooms	Washrooms	Days on the Market	List Price	Sold Price
19 June, 2017	47 Kenilworth Ave	Detached	3	4	11	\$1,789K	\$1,739K
	101, 716 Kingston Rd	Condo	1	1	7	\$329K	\$330K
20 June, 2017	9 Haslett Ave	Semi-Detached	3	2	7	\$998K	\$1,180K
	22 Long Cres	Detached	3	2	21	\$1,589K	\$1,500K
	37 Brookmount Rd	Detached	4	2	7	\$1,490K	\$1,390K
23 June, 2017	42 Edgewood Ave	Other		0	35	\$0K	\$0K
	131 Eastwood Rd	Detached	3	3	17	\$1,289K	\$1,220K
	201 Willow Ave	Detached	4	4	27	\$1,699K	\$1,645K
	219 Lee Ave	Detached	3	2	3	\$1,165K	\$1,000K
24 June, 2017	424 Kingston Rd	Semi-Detached	3	2	2	\$830K	\$825K
25 June, 2017	5, 2357 Queen St E	Townhouse	2	2	5	\$779K	\$760K
	205 Willow Ave	Detached	3	1	18	\$1,299K	\$1,270K
	227 Willow Ave	Detached	4	4	7	\$1,939K	\$1,900K
27 June, 2017	7 Fallingbrook Dr	Detached	3	5	34	\$6,950K	\$6,250K
	44 Beech Ave	Detached	4	4	20	\$2,569K	\$2,420K
28 June, 2017	33 Fernwood Park Ave	Other	0	0	9	\$1,499K	\$1,450K
	44 Rainsford Rd	Semi-Detached	4	3	27	\$1,500K	\$1,485K
	120 Balsam Ave	Detached	4	4	72	\$4,200K	\$3,600K
29 June, 2017	12, 90 Kippendavie Ave	Townhouse	2	2	0	\$949K	\$940K
	158 Neville Park Blvd	Detached	3	2	0	\$1,330K	\$1,325K
30 June, 2017	36 Beaufort Rd	Detached	4	5	36	\$3,890K	\$3,515K
	312, 123 Woodbine Ave	Condo	0	1	11	\$289K	\$285K
1 July, 2017	1 Edgewood Gdns	Detached	3	3	6	\$979K	\$1,010K
2 July, 2017	172 Balsam Ave	Detached	3	1	19	\$1,450K	\$1,400K
3 July, 2017	103, 75 Scarborough Rd	Other	2	1	18	\$400K	\$380K
4 July, 2017	104 Lee Ave	Semi-Detached	3	3	14	\$1,100K	\$1,090K
5 July, 2017	41 Lyall Ave	Detached	4	2	36	\$1,590K	\$1,475K
	256 Silver Birch Ave	Semi-Detached	3	1	7	\$549K	\$761K

Data

Month, Day, Year of Sold Date	Address1	Property Type	Bedrooms	Washrooms	Days on the Market	List Price	Sold Price
6 July, 2017	119 Scarborough Rd	Detached	3	4	36	\$1,650K	\$1,650K
7 July, 2017	1, 2366 Queen St E	Townhouse	3	2	44	\$900K	\$875K
8 July, 2017	21 Glen Davis Cres	Detached	2	2	4	\$1,195K	\$1,100K
	215, 1863 Queen St E	Condo	1	1	9	\$489K	\$465K
	228 Willow Ave	Semi-Detached	3	2	0	\$899K	\$892K
10 July, 2017	44 Waverley Rd	Detached	3	1	28	\$1,159K	\$1,050K
	407 Woodbine Ave	Detached	3	3	4	\$1,000K	\$1,160K
11 July, 2017	126 Bellefair Ave	Semi-Detached	3	2	6	\$979K	\$1,110K
12 July, 2017	52 Fernwood Park Ave	Detached	3	2	7	\$1,100K	\$1,031K
	125 Enderby Rd	Townhouse	3	3	5	\$699K	\$680K
13 July, 2017	405, 1863 Queen St E	Condo	2	1	1	\$569K	\$550K
14 July, 2017	361 Waverley Rd	Detached	2	2	4	\$950K	\$950K
16 July, 2017	265 Kenilworth Ave	Semi-Detached	2	2	4	\$850K	\$866K
18 July, 2017	76 Glenmount Park Rd	Detached	3	1	7	\$800K	\$879K
19 July, 2017	21 Norway Ave	Semi-Detached	2	2	15	\$599K	\$585K
20 July, 2017	6, 2368 Queen St E	Other	2	1	64	\$400K	\$378K
	207, 123 Woodbine Ave	Condo	0	1	15	\$315K	\$310K
21 July, 2017	35 Winthorpe Rd	Detached	3	1	11	\$1,195K	\$1,110K
27 July, 2017	347 Beech Ave	Semi-Detached	3	2	8	\$1,133K	\$1,080K
28 July, 2017	103 Maclean Ave	Detached	3	4	14	\$1,650K	\$1,550K
	186 Neville Park Blvd	Detached	3	2	18	\$1,459K	\$1,440K
1 August, 2017	73 Victoria Park Ave	Detached	3	2	11	\$1,299K	\$1,330K
4 August, 2017	4, 715 Kingston Rd	Townhouse	2	2	39	\$990K	\$990K
8 August, 2017	75 Kenilworth Ave	Detached	2	2	14	\$1,299K	\$1,299K
9 August, 2017	45 Beech Ave	Detached	8	5	34	\$2,790K	\$2,550K
10 August, 2017	301, 9 Boardwalk Dr	Condo	2	2	15	\$1,100K	\$1,072K
	310, 60 Haslett Ave	Condo	1	1	20	\$349K	\$330K
11 August, 2017	420, 1733 Queen St E	Condo	2	2	35	\$680K	\$660K

Data

Month, Day, Year of Sold Date	Address1	Property Type	Bedrooms	Washrooms	Days on the Market	List Price	Sold Price
11 August, 2017	2112 Dundas St E	Semi-Detached	3	2	1	\$830K	\$845K
14 August, 2017	202, 60 Kippendavie Ave	Condo	1	1	39	\$430K	\$415K
15 August, 2017	302, 123 Woodbine Ave	Condo	0	1	26	\$314K	\$301K
16 August, 2017	310, 1765 Queen St E	Condo	1	1	12	\$499K	\$495K
18 August, 2017	187 Scarborough Rd	Detached	3	3	2	\$1,739K	\$1,739K
22 August, 2017	173 Silver Birch Ave	Semi-Detached	3	1	35	\$878K	\$849K
28 August, 2017	67 Woodbine Ave	Semi-Detached	3	3	7	\$900K	\$1,035K
29 August, 2017	44 Glen Stewart Cres	Detached	4	2	48	\$1,349K	\$1,200K
30 August, 2017	276 Silver Birch Ave	Semi-Detached	3	2	14	\$1,000K	\$988K
3 September, 2017	158 Wineva Ave	Semi-Detached	2	2	2	\$1,094K	\$1,124K
4 September, 2017	3, 16 Balmy Ave	Townhouse	3	2	6	\$1,098K	\$1,068K
5 September, 2017	303, 123 Woodbine Ave	Condo	0	1	5	\$305K	\$300K
7 September, 2017	115, 9 Boardwalk Dr	Condo	2	2	9	\$1,069K	\$1,060K
9 September, 2017	26 Joseph Duggan Rd	Detached	3	4	0	\$1,850K	\$1,810K
	63 Winthorpe Rd	Townhouse	3	2	3	\$1,350K	\$1,350K
	415, 1829 Queen St E	Condo	2	2	4	\$599K	\$620K
10 September, 2017	76 Joseph Duggan Rd	Detached	3	4	5	\$1,899K	\$1,930K
11 September, 2017	9 Maughan Cres	Detached	3	2	5	\$999K	\$1,205K
	55 Hambly Ave	Detached	4	2	5	\$1,400K	\$1,340K
12 September, 2017	27 Sycamore Pl	Detached	3	2	4	\$969K	\$959K
	157 Lee Ave	Semi-Detached	3	2	7	\$879K	\$976K
14 September, 2017	81 Bellefair Ave	Detached	4	2	2	\$1,299K	\$1,428K
	103 Scarborough Rd	Detached	4	6	8	\$3,490K	\$3,425K
	177 Balsam Ave	Detached	3	3	0	\$1,359K	\$1,475K
	296 Silver Birch Ave	Detached	3	2	2	\$1,340K	\$1,340K
	303, 1842 Queen St E	Condo	2	3	16	\$1,369K	\$1,350K
15 September, 2017	115, 35 Boardwalk Dr	Condo	2	2	2	\$1,089K	\$1,095K
16 September, 2017	206, 35 Boardwalk Dr	Condo	2	2	3	\$1,049K	\$1,039K

Data

Month, Day, Year of Sold Date	Address1	Property Type	Bedrooms	Washrooms	Days on the Market	List Price	Sold Price
17 September, 2017	206, 1797 Queen St E	Condo	1	1	5	\$499K	\$499K
18 September, 2017	99 Northern Dancer Blvd	Semi-Detached	3	3	6	\$1,869K	\$1,950K
	116 Beech Ave	Detached	4	5	11	\$2,889K	\$2,750K
19 September, 2017	216 Kenilworth Ave	Detached	3	2	7	\$1,079K	\$1,125K
20 September, 2017	302, 1 Rainsford Rd	Condo	2	2	7	\$1,080K	\$1,085K
21 September, 2017	3 Dixon Ave	Semi-Detached	3	3	7	\$989K	\$960K
	34 Fallingbrook Dr	Detached	4	3	1	\$1,949K	\$1,920K
23 September, 2017	12 Crown Park Rd	Detached	4	3	93	\$2,300K	\$2,160K
24 September, 2017	150 Balsam Ave	Detached	5	5	5	\$3,179K	\$3,100K
	202, 1340 Kingston Rd	Condo	2	2	9	\$750K	\$745K
	744 Kingston Rd	Semi-Detached	3	2	5	\$679K	\$696K
25 September, 2017	3, 715 Kingston Rd	Townhouse	2	2	6	\$930K	\$930K
	11 Kingswood Rd	Detached	6	4	48	\$2,390K	\$2,330K
	19 Fernwood Park Ave	Semi-Detached	5	2	7	\$1,599K	\$1,606K
	167 Willow Ave	Semi-Detached	3	2	7	\$998K	\$1,133K
26 September, 2017	89 Waverley Rd	Detached	4	2	7	\$899K	\$980K
27 September, 2017	49 Winthorpe Rd	Detached	4	3	9	\$1,449K	\$1,440K
	103 Kenilworth Ave	Detached	3	2	0	\$1,149K	\$1,260K
	204, 60 Haslett Ave	Condo	1	1	2	\$500K	\$513K
29 September, 2017	101, 325 Kingston Rd	Condo	2	1	10	\$489K	\$488K
1 October, 2017	600 Woodbine Ave	Semi-Detached	2	1	13	\$649K	\$655K
2 October, 2017	118 Wineva Ave	Detached	4	3	4	\$1,100K	\$1,065K
	194 Bellefair Ave	Semi-Detached	3	3	10	\$1,000K	\$980K
	578 Kingston Rd	Semi-Detached	3	2	4	\$769K	\$770K
3 October, 2017	207, 75 Scarborough Rd	Other	2	1	5	\$399K	\$430K
5 October, 2017	1 Bracken Ave	Detached	5	2	7	\$1,850K	\$1,749K
	35 Elmer Ave	Detached	3	2	27	\$1,495K	\$1,475K
	531 Woodbine Ave	Semi-Detached	1	3	17	\$719K	\$720K

Data

Month, Day, Year of Sold Date	Address1	Property Type	Bedrooms	Washrooms	Days on the Market	List Price	Sold Price
6 October, 2017	14 Carnahan Terr	Townhouse	3	3	9	\$699K	\$699K
7 October, 2017	112 Courcelette Rd	Detached	4	5	15	\$1,900K	\$1,800K
10 October, 2017	504, 952 Kingston Rd	Condo	1	2	7	\$599K	\$775K
11 October, 2017	104, 580 Kingston Rd	Townhouse	3	3	14	\$750K	\$745K
12 October, 2017	15 Glen Ames	Detached	2	1	7	\$799K	\$1,100K
	35 Herbert Ave	Semi-Detached	3	2	21	\$965K	\$950K
	312 Glen Manor Dr	Detached	4	4	1	\$3,195K	\$3,125K
13 October, 2017	761 Kingston Rd	Detached	3	2	15	\$950K	\$945K
14 October, 2017	104, 1340 Kingston Rd	Condo	2	2	51	\$796K	\$792K
17 October, 2017	52 Elmer Ave	Detached	4	4	6	\$1,999K	\$1,999K
	224 Waverley Rd	Townhouse	3	2	7	\$799K	\$812K
18 October, 2017	198 Lee Ave	Townhouse	2	1	6	\$829K	\$930K
19 October, 2017	91 Boardwalk Dr	Semi-Detached	4	4	7	\$1,799K	\$1,800K
	135 Bellefair Ave	Detached	3	4	2	\$1,760K	\$1,825K
20 October, 2017	48 Lockwood Rd	Detached	3	3	9	\$1,199K	\$1,180K
21 October, 2017	42 Herbert Ave	Semi-Detached	4	2	3	\$1,200K	\$1,160K
22 October, 2017	181 Wheeler Ave	Semi-Detached	4	4	11	\$1,599K	\$1,540K
23 October, 2017	18 Southwood Dr	Detached	2	2	4	\$1,149K	\$1,200K
	310, 601 Kingston Rd	Condo	1	1	9	\$369K	\$372K
	408, 601 Kingston Rd	Condo	2	2	11	\$620K	\$619K
24 October, 2017	49 Kenilworth Ave	Detached	4	3	21	\$1,950K	\$1,915K
25 October, 2017	58 Lawlor Ave	Semi-Detached	3	2	8	\$799K	\$858K
	101 Rainsford Rd	Semi-Detached	3	2	7	\$899K	\$900K
	213, 60 Haslett Ave	Condo	2	2	7	\$648K	\$701K
26 October, 2017	46 Joseph Duggan Rd	Semi-Detached	3	4	6	\$1,699K	\$1,630K
27 October, 2017	166 Hammersmith Ave	Detached	4	4	2	\$2,890K	\$2,950K
	403, 1340 Kingston Rd	Condo	2	2	29	\$879K	\$848K
28 October, 2017	64 Wheeler Ave	Detached	5	5	4	\$2,379K	\$2,425K

Data

Month, Day, Year of Sold Date	Address1	Property Type	Bedrooms	Washrooms	Days on the Market	List Price	Sold Price
28 October, 2017	65 Herbert Ave	Semi-Detached	3	3	2	\$1,190K	\$1,200K
	471 Woodbine Ave	Semi-Detached	3	2	16	\$799K	\$775K
1 November, 2017	71 Dixon Ave	Detached	3	3	7	\$1,499K	\$1,499K
	407, 1797 Queen St E	Condo	1	1	1	\$500K	\$511K
2 November, 2017	2294A Queen St E	Townhouse	3	3	17	\$1,139K	\$1,050K
3 November, 2017	236 Silver Birch Ave	Detached	3	3	15	\$1,579K	\$1,515K
5 November, 2017	39 Philpott Gdns	Townhouse	2	2	11	\$619K	\$617K
6 November, 2017	336 Beech Ave	Detached	3	4	3	\$1,550K	\$1,535K
7 November, 2017	4 Hartford Ave	Detached	3	2	19	\$1,065K	\$1,040K
	29 Scarborough Beach Blvd	Semi-Detached	4	3	47	\$1,499K	\$1,425K
8 November, 2017	123 Glenmount Park Rd	Semi-Detached	3	1	6	\$780K	\$810K
9 November, 2017	20 Hambly Ave	Detached	6	3	1	\$2,190K	\$2,250K
	220, 1733 Queen St E	Condo	2	2	3	\$698K	\$705K
14 November, 2017	50 Wayland Ave	Detached	3	2	13	\$1,089K	\$1,061K
15 November, 2017	75 Kenilworth Ave	Detached	2	2	13	\$1,299K	\$1,299K
16 November, 2017	202, 66 Kippendavie Ave	Condo	2	1	70	\$699K	\$699K
	202, 101 Hammersmith Ave	Townhouse	3	2	10	\$650K	\$625K
17 November, 2017	133 Lee Ave	Semi-Detached	5	2	4	\$979K	\$1,135K
18 November, 2017	22 Pine Ave	Semi-Detached	3	3	3	\$1,079K	\$1,150K
	36 Nursewood Rd	Detached	2	4	33	\$1,550K	\$1,490K
19 November, 2017	166 Lawlor Ave	Semi-Detached	3	3	5	\$1,149K	\$1,125K
21 November, 2017	8 Hannaford St	Townhouse	2	2	8	\$700K	\$789K
	66 Robbins Ave	Semi-Detached	3	2	6	\$899K	\$1,125K
	301, 325 Kingston Rd	Condo	2	2	42	\$560K	\$550K
23 November, 2017	260 Scarborough Rd	Semi-Detached	3	2	3	\$799K	\$970K
24 November, 2017	401, 1340 Kingston Rd	Condo	1	2	43	\$549K	\$550K
26 November, 2017	25 Glen Stewart Cres	Detached	3	3	19	\$1,960K	\$1,960K
27 November, 2017	214 Kenilworth Ave	Detached	4	1	18	\$997K	\$999K

Data

Month, Day, Year of Sold Date	Address1	Property Type	Bedrooms	Washrooms	Days on the Market	List Price	Sold Price
29 November, 2017	154 Scarborough Rd	Detached	3	2	29	\$1,389K	\$1,365K
	242 Glen Manor Dr W	Detached	4	5	14	\$5,300K	\$5,100K
30 November, 2017	210, 66 Kippendavie Ave	Condo	1	1	38	\$540K	\$515K
1 December, 2017	1806 Lake Shore Blvd E	Detached	4	4	17	\$2,495K	\$2,435K
2 December, 2017	723 Kingston Rd	Semi-Detached	3	2	17	\$799K	\$737K
6 December, 2017	58 Leuty Ave	Detached	4	3	28	\$2,100K	\$1,950K
	471 Kingswood Rd	Detached	2	2	40	\$950K	\$875K
7 December, 2017	24 Neville Park Blvd	Detached	4	5	79	\$2,588K	\$2,500K
8 December, 2017	114, 66 Kippendavie Ave	Condo	1	1	20	\$660K	\$657K
9 December, 2017	25 Herbert Ave	Detached	4	3	9	\$1,289K	\$1,238K
11 December, 2017	14 Buller Ave	Detached	3	2	20	\$1,300K	\$1,280K
12 December, 2017	65 Maughan Cres	Semi-Detached	3	1	7	\$599K	\$706K
	105, 60 Haslett Ave	Condo	2	2	1	\$729K	\$747K
13 December, 2017	181 Boardwalk Dr	Semi-Detached	3	4	15	\$1,525K	\$1,525K
14 December, 2017	20 Haslett Ave	Detached	3	2	36	\$995K	\$995K
15 December, 2017	1, 2357 Queen St E	Townhouse	2	2	21	\$579K	\$565K
16 December, 2017	310, 1829 Queen St E	Condo	1	1	5	\$500K	\$500K
19 December, 2017	23 Philpott Gdns	Townhouse	3	3	7	\$700K	\$720K
22 December, 2017	303, 2 Bellefair Ave	Condo	1	1	1	\$559K	\$559K
	419 Scarborough Rd	Semi-Detached	3	3	51	\$850K	\$820K
10 January, 2018	203, 630 Kingston Rd	Condo	3	2	34	\$1,110K	\$1,145K
12 January, 2018	15, 1666 Queen St E	Townhouse	3	1	2	\$599K	\$625K
	254 Silver Birch Ave	Semi-Detached	3	2	85	\$849K	\$850K
16 January, 2018	206, 1765 Queen St E	Condo	1	1	8	\$500K	\$495K
18 January, 2018	7 Haslett Ave	Semi-Detached	3	2	7	\$1,100K	\$1,075K
	61 Lawlor Ave	Semi-Detached	2	2	7	\$699K	\$710K
19 January, 2018	248 Kingswood Rd	Detached	4	4	46	\$2,199K	\$2,150K
20 January, 2018	57 Winners Circ	Detached	3	4	9	\$1,999K	\$1,950K

Data

Month, Day, Year of Sold Date	Address1	Property Type	Bedrooms	Washrooms	Days on the Market	List Price	Sold Price
22 January, 2018	204 Lee Ave	Detached	3	3	6	\$1,329K	\$1,501K
23 January, 2018	217 Pickering St	Detached	3	4	40	\$1,350K	\$1,340K
	2140 Gerrard St E	Semi-Detached	3	2	6	\$790K	\$877K
4 February, 2018	304, 1960 Queen St E	Condo	1	1	24	\$575K	\$579K
12 February, 2018	60 Joseph Duggan Rd	Semi-Detached	3	4	6	\$1,499K	\$1,625K
13 February, 2018	17 Lockwood Rd	Semi-Detached	5	2	14	\$949K	\$956K
	130 Woodbine Ave	Townhouse	3	3	14	\$1,420K	\$1,410K
17 February, 2018	96 Woodbine Ave	Townhouse	3	3	10	\$1,420K	\$1,400K
18 February, 2018	40 Pine Cres	Detached	4	5	6	\$1,790K	\$1,655K
20 February, 2018	225, 123 Woodbine Ave	Condo	0	1	4	\$330K	\$331K
22 February, 2018	24, 2112 Queen St E	Condo	1	1	6	\$499K	\$490K
	87 Spruce Hill Rd	Semi-Detached	3	2	2	\$1,259K	\$1,450K
	103 Boardwalk Dr	Semi-Detached	4	4	1	\$1,689K	\$1,689K
27 February, 2018	10 Dixon Ave	Semi-Detached	4	3	7	\$700K	\$846K
28 February, 2018	22, 2112 Queen St E	Condo	1	1	8	\$489K	\$485K
	231 Kingston Rd	Other	2	2	162	\$748K	\$715K
2 March, 2018	27 Haslett Ave	Detached	3	2	1	\$1,150K	\$1,145K
5 March, 2018	2, 2362 Queen St	Condo	2	2	81	\$700K	\$672K
	202, 325 Kingston Rd	Condo	1	2	11	\$565K	\$565K
7 March, 2018	163 Hammersmith Ave	Detached	3	3	12	\$1,800K	\$1,743K
	285 Silver Birch Ave	Semi-Detached	3	2	1	\$989K	\$1,255K
8 March, 2018	2, 715 Kingston Rd	Townhouse	2	2	1	\$930K	\$930K
12 March, 2018	8 Dixon Ave	Semi-Detached	3	4	6	\$850K	\$1,125K
13 March, 2018	205, 1852 Queen St E	Condo	2	2	3	\$699K	\$782K
15 March, 2018	501, 200 Woodbine Ave	Condo	2	2	15	\$829K	\$829K
16 March, 2018	208, 601 Kingston Rd	Condo	1	1	2	\$450K	\$463K
	215, 1733 Queen St E	Condo	1	1	10	\$449K	\$440K
19 March, 2018	112 Wheeler Ave	Detached	3	3	1	\$1,775K	\$1,775K

Data

Month, Day, Year of Sold Date	Address1	Property Type	Bedrooms	Washrooms	Days on the Market	List Price	Sold Price
19 March, 2018	202 Silver Birch Ave	Detached	3	1	48	\$1,099K	\$990K
20 March, 2018	16 Haslett Ave	Semi-Detached	3	3	4	\$899K	\$920K
	202, 1960 Queen St E	Condo	2	2	19	\$799K	\$790K
	207 Lee Ave	Detached	3	2	4	\$1,399K	\$1,370K
21 March, 2018	38 Glen Ames	Detached	2	2	7	\$1,149K	\$1,245K
	66 Spruce Hill Rd	Semi-Detached	3	4	9	\$2,149K	\$2,233K
	77 Northern Dancer Blvd	Semi-Detached	3	4	2	\$1,979K	\$2,151K
	203 Willow Ave	Detached	4	3	7	\$1,389K	\$1,600K
25 March, 2018	14 Norway Ave	Detached	4	4	3	\$1,268K	\$1,466K
	142 Wheeler Ave	Semi-Detached	3	2	4	\$969K	\$1,215K
26 March, 2018	20 Sarah Ashbridge Ave	Semi-Detached	3	4	7	\$1,699K	\$1,750K
28 March, 2018	49 Rainsford Rd	Detached	3	3	8	\$1,199K	\$1,300K
	99 Silver Birch Ave	Semi-Detached	3	4	61	\$1,395K	\$1,390K
	207, 1960 Queen St E	Condo	2	2	6	\$1,129K	\$1,129K
29 March, 2018	105 Sarah Ashbridge Ave	Townhouse	3	4	45	\$1,410K	\$1,402K
	192 Neville Park Blvd	Detached	5	7	23	\$3,400K	\$3,250K
31 March, 2018	311, 35 Boardwalk Dr	Condo	2	2	10	\$1,149K	\$1,090K