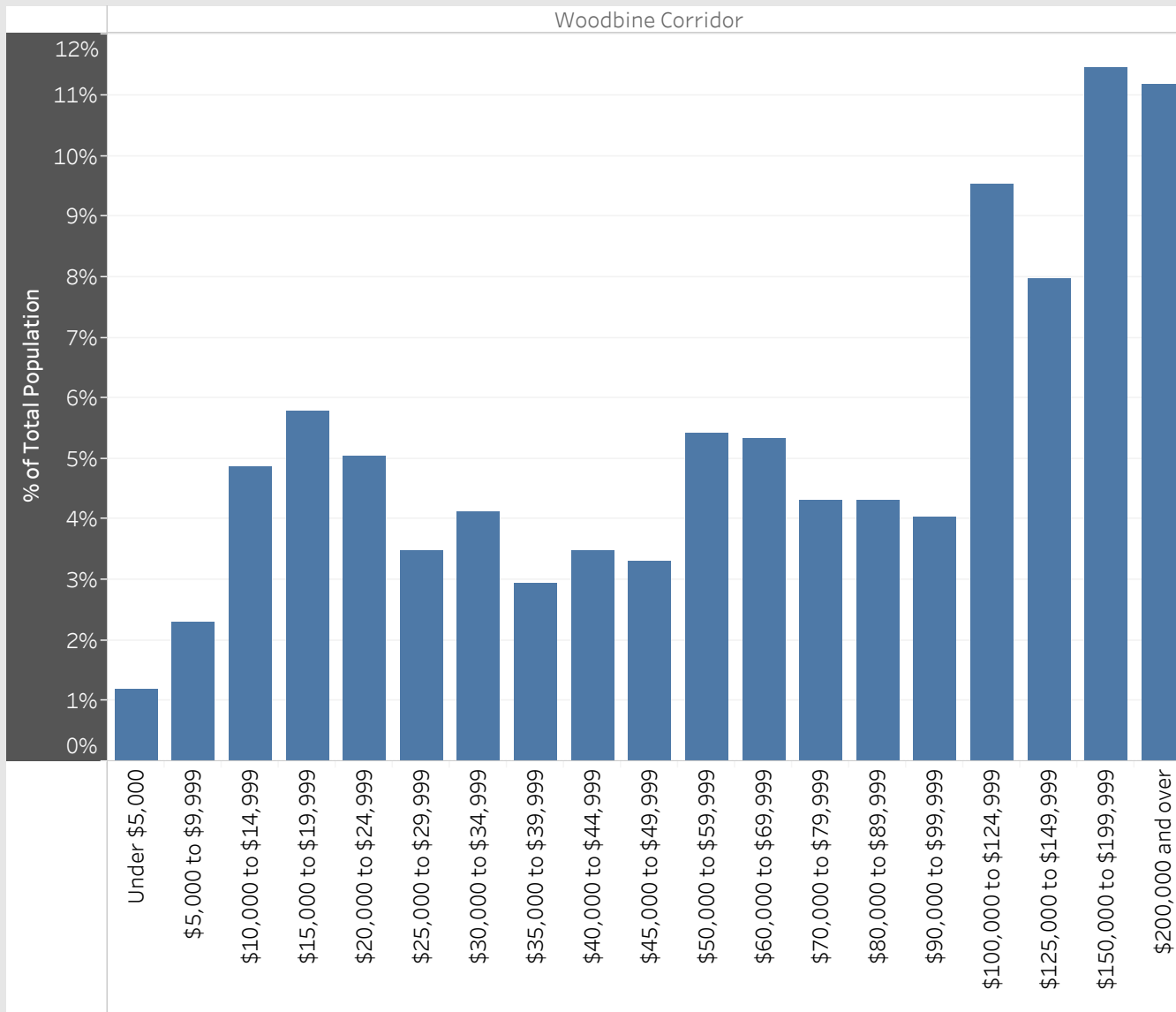


Woodbine Corridor
Neighbourhood Breakdown
July 1st, 2015 - March 31st, 2018

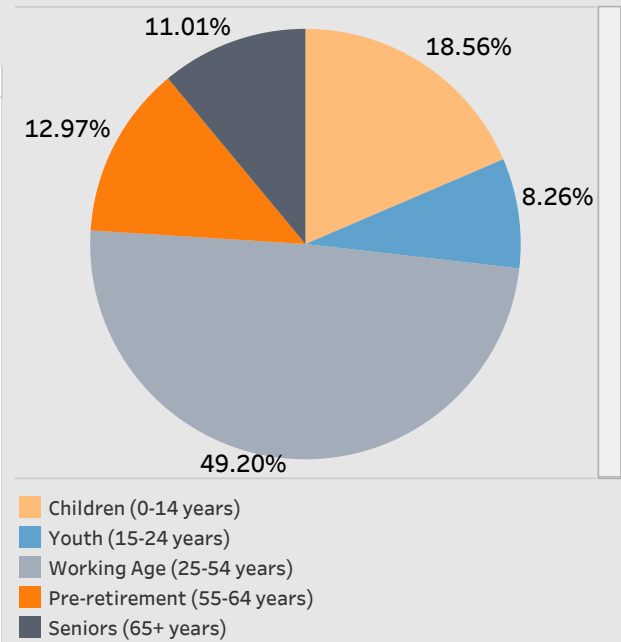


2016 StatsCan Data

Household Income in Woodbine Corridor



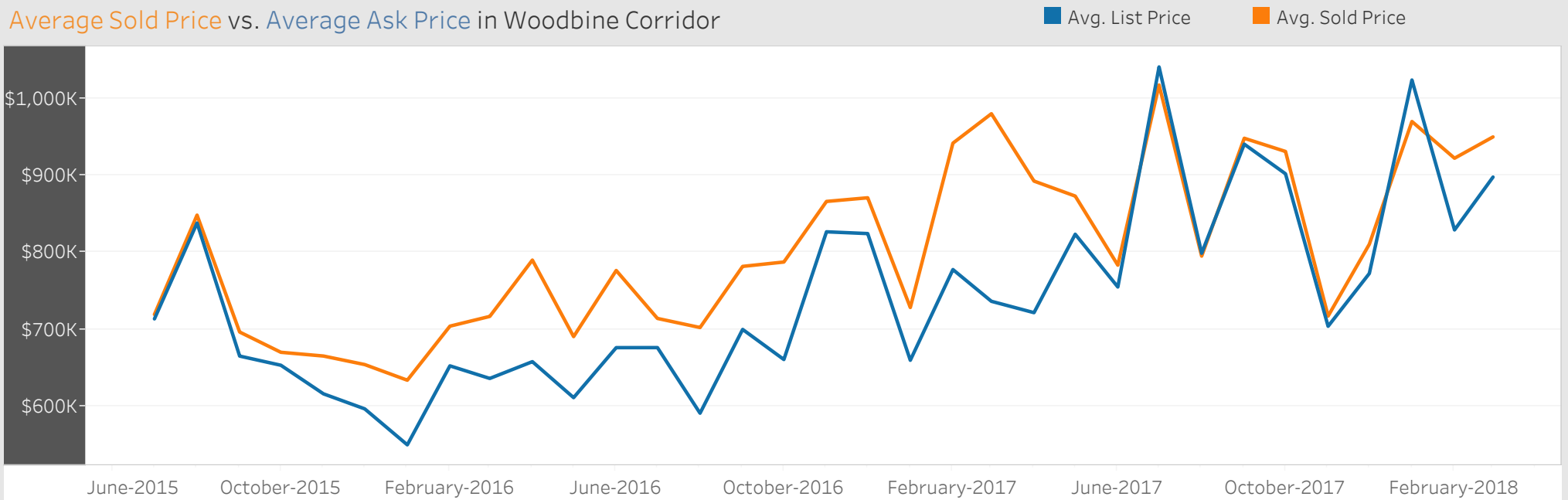
Age



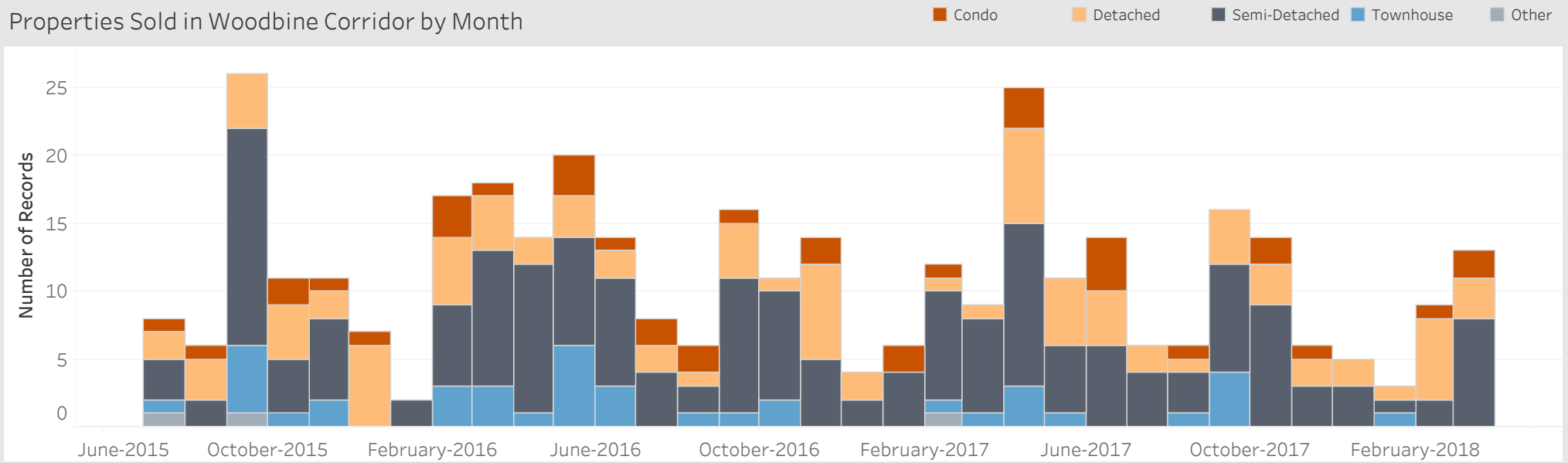
Visible Minorities

Not a visible minority	72.90%
Chinese	8.26%
Black	6.24%
South Asian	4.91%
Filipino	1.89%
Multiple visible minorities	1.85%
Latin American	1.13%
Japanese	0.81%
Southeast Asian	0.60%
Visible minority; n.i.e.	0.44%
Korean	0.40%
Arab	0.32%
West Asian	0.24%

Average Sold Price vs. Average Ask Price in Woodbine Corridor



Properties Sold in Woodbine Corridor by Month



Data

Month, Day, Year of Sold Date	Address1	Property Type	Bedrooms	Washrooms	Days on the Market	List Price	Sold Price
1 July, 2015	701, 2055 Danforth Ave, Toronto	Condo	2	2	41	\$485K	\$475K
14 July, 2015	41 Main St, Toronto	Other	9	4	16	\$1,150K	\$1,138K
	76 Duverniet Ave, Toronto	Semi-Detached	3	2		\$730K	\$723K
15 July, 2015	1 Heyworth Cres, Toronto	Semi-Detached	2	2	22	\$598K	\$585K
20 July, 2015	114 Duverniet Ave, Toronto	Semi-Detached	3	1	6	\$599K	\$652K
24 July, 2015	75 Gates Ave, Toronto	Detached	2	2	4	\$580K	\$660K
27 July, 2015	17 Highcroft Rd, Toronto	Detached	3	2	21	\$790K	\$740K
30 July, 2015	20 Fitzgerald Mews, Toronto	Townhouse	3	3	2	\$775K	\$780K
8 August, 2015	16 Vince Ave, Toronto	Detached	3	5	15	\$1,490K	\$1,400K
13 August, 2015	609, 2055 Danforth Ave, Toronto	Condo	2	2	28	\$449K	\$440K
23 August, 2015	37 Highcroft Rd, Toronto	Detached	3	2	90	\$1,150K	\$1,100K
	45 Bastedo Ave, Toronto	Semi-Detached	2	1	7	\$399K	\$467K
24 August, 2015	39 Edgewood Grve, Toronto	Detached	3	2	5	\$850K	\$891K
31 August, 2015	29 Woodrow Ave, Toronto	Semi-Detached	3	2	5	\$690K	\$791K
1 September, 2015	1803 Gerrard St, Toronto	Townhouse	3	4	8	\$535K	\$535K
4 September, 2015	296 Gainsborough Rd, Toronto	Semi-Detached	3	2	2	\$719K	\$746K
8 September, 2015	29 Glenmore Rd, Toronto	Semi-Detached	3	1	2	\$669K	\$725K
9 September, 2015	116 Bastedo Ave, Toronto	Semi-Detached	2	1	2	\$550K	\$535K
10 September, 2015	10 Bellhaven Rd, Toronto	Semi-Detached	2	1	2	\$550K	\$650K
	238 Gainsborough Rd, Toronto	Detached	3	1	9	\$640K	\$640K
13 September, 2015	57 Glenmore Rd, Toronto	Semi-Detached	3	2	6	\$699K	\$755K
	113 Edgewood Ave, Toronto	Other	5	4	6	\$1,150K	\$1,117K
14 September, 2015	24 Aldridge Ave, Toronto	Semi-Detached	2	2	7	\$599K	\$670K
15 September, 2015	17 Maughan Cres, Toronto	Detached	3	2	8	\$900K	\$950K
16 September, 2015	8, 1 Bastedo Ave, Toronto	Townhouse	2	3	2	\$500K	\$580K
	94 Moberly Ave, Toronto	Semi-Detached	3	1	7	\$400K	\$420K
17 September, 2015	13 Fitzgerald Mews, Toronto	Townhouse	3	3	4	\$749K	\$801K
19 September, 2015	125 Wildwood Cres, Toronto	Semi-Detached	3	1	5	\$640K	\$715K

Data

Month, Day, Year of Sold Date	Address1	Property Type	Bedrooms	Washrooms	Days on the Market	List Price	Sold Price
20 September, 2015	294 Gainsborough Rd, Toronto	Semi-Detached	3	1	6	\$588K	\$700K
21 September, 2015	22, 50 Battenberg Ave, Toronto	Townhouse	2	2	7	\$449K	\$470K
	71 Bowmore Rd, Toronto	Semi-Detached	3	2	7	\$630K	\$701K
	117 Bowmore Rd, Toronto	Semi-Detached	3	3	7	\$700K	\$740K
22 September, 2015	17 Murdock Ave, Toronto	Detached	3	2	6	\$689K	\$695K
	28 Hemlock Ave, Toronto	Semi-Detached	3	2	7	\$700K	\$715K
25 September, 2015	22 Columbine Ave, Toronto	Detached	3	5	12	\$1,585K	\$1,535K
26 September, 2015	33, 41 Battenberg Ave, Toronto	Townhouse	3	1	3	\$420K	\$450K
27 September, 2015	14 Aldridge Ave, Toronto	Semi-Detached	2	1	5	\$400K	\$504K
	50 Eastwood Rd, Toronto	Semi-Detached	3	2	20	\$680K	\$660K
28 September, 2015	585 Coxwell Ave, Toronto	Semi-Detached	3	2	13	\$549K	\$517K
30 September, 2015	53 West Lynn Ave, Toronto	Semi-Detached	3	1	10	\$599K	\$575K
2 October, 2015	6 Battenberg Ave, Toronto	Detached	3	2	4	\$830K	\$910K
	#7, 1 Bastedo Ave, Toronto	Townhouse	2	2	10	\$549K	\$528K
5 October, 2015	84 Glenmore Rd, Toronto	Detached	3	2	5	\$690K	\$755K
	165 Hillingdon Ave, Toronto	Detached	3	2	8	\$799K	\$831K
11 October, 2015	10 Roseheath Ave, Toronto	Semi-Detached	2	2	13	\$589K	\$620K
13 October, 2015	304, 2055 Danforth Ave, Toronto	Condo	2	2	62	\$400K	\$396K
19 October, 2015	509, 2055 Danforth Ave, Toronto	Condo	2	2	34	\$429K	\$420K
20 October, 2015	19 Bellhaven Rd, Toronto	Semi-Detached	3	2	7	\$599K	\$641K
	78 Duvernnet Ave, Toronto	Detached	3	2	2	\$799K	\$820K
25 October, 2015	10 Kingsmount Park Rd, Toronto	Semi-Detached	3	2	13	\$749K	\$720K
30 October, 2015	87 Highcroft Rd, Toronto	Semi-Detached	3	2	37	\$750K	\$727K
3 November, 2015	46 Highcroft Rd, Toronto	Semi-Detached	3	1	9	\$650K	\$700K
6 November, 2015	611, 2055 Danforth Ave, Toronto	Condo	2	1	15	\$340K	\$338K
7 November, 2015	4 Wrenson Rd, Toronto	Detached	1	2	3	\$699K	\$828K
8 November, 2015	50 Kingsmount Park Rd, Toronto	Semi-Detached	3	3	7	\$600K	\$757K
	1751 Danforth Ave, Toronto	Townhouse	3	3	33	\$630K	\$595K

Data

Month, Day, Year of Sold Date	Address1	Property Type	Bedrooms	Washrooms	Days on the Market	List Price	Sold Price
9 November, 2015	31 Moberly Ave, Toronto	Semi-Detached	3	3	7	\$629K	\$675K
10 November, 2015	366 Highfield Rd, Toronto	Semi-Detached	3	2	152	\$629K	\$618K
24 November, 2015	88 Moberly Ave, Toronto	Semi-Detached	2	2	8	\$539K	\$630K
29 November, 2015	91 Merrill Ave, Toronto	Townhouse	2	2	6	\$569K	\$644K
30 November, 2015	96 Kingsmount Park Rd, Toronto	Detached	3	2	5	\$750K	\$804K
	226 Gainsbrough Rd, Toronto	Semi-Detached	6	3	83	\$739K	\$727K
2 December, 2015	502, 2055 Danforth Ave, Toronto	Condo	2	1	36	\$350K	\$339K
6 December, 2015	113 Merrill Ave, Toronto	Detached	3	1	7	\$530K	\$620K
8 December, 2015	101 Drayton Ave, Toronto	Detached	2	2	9	\$679K	\$750K
11 December, 2015	9 Wildwood Cres, Toronto	Detached	2	2	3	\$699K	\$842K
14 December, 2015	140 Brookside Dr, Toronto	Detached	3	2	48	\$847K	\$835K
21 December, 2015	728 Woodbine Ave, Toronto	Detached	3	2	10	\$420K	\$551K
22 December, 2015	119 Bastedo Ave, Toronto	Detached	3	2	21	\$649K	\$640K
9 January, 2016	1641 Gerrard St, Toronto	Semi-Detached	3	2	25	\$549K	\$602K
25 January, 2016	20 Murdock Ave	Semi-Detached	2	1	7	\$550K	\$665K
1 February, 2016	14 Battenberg Ave	Detached	3	1	6	\$589K	\$750K
2 February, 2016	95 Bastedo Ave	Detached	4	4	7	\$850K	\$897K
6 February, 2016	603, 2055 Danforth Ave	Condo	1	1	23	\$329K	\$326K
8 February, 2016	34 Fairmount Cres	Detached	3	2	6	\$780K	\$960K
11 February, 2016	No. 12, 1 Bastedo Ave	Townhouse	2	2	0	\$549K	\$580K
17 February, 2016	70 Eastwood Rd	Semi-Detached	3	3	8	\$700K	\$770K
18 February, 2016	64 Bellhaven Rd	Detached	3	2	2	\$930K	\$920K
23 February, 2016	33, 1666 Queen St E	Townhouse	3	1	4	\$470K	\$468K
	71 Hillingdon Ave	Detached	3	2	6	\$650K	\$852K
24 February, 2016	60 Gainsborough Rd	Semi-Detached	4	2	7	\$780K	\$805K
	2114 Dundas St	Townhouse	3	2	7	\$600K	\$593K
25 February, 2016	38 Roseheath Ave	Semi-Detached	3	2	3	\$620K	\$675K
	301, 2055 Danforth Ave	Condo	2	2	94	\$500K	\$476K

Data

Month, Day, Year of Sold Date	Address1	Property Type	Bedrooms	Washrooms	Days on the Market	List Price	Sold Price
25 February, 2016	1202, 2055 Danforth Ave	Condo	2	2	181	\$449K	\$433K
26 February, 2016	27 Kellner Crt	Semi-Detached	3	3	8	\$895K	\$925K
28 February, 2016	193 Gainsborough Rd	Semi-Detached	3	2	12	\$699K	\$695K
29 February, 2016	20 Kingsmount Park Rd	Semi-Detached	3	2	6	\$698K	\$840K
1 March, 2016	19 Battenberg Ave	Semi-Detached	2	2	11	\$589K	\$586K
	33 Tompkins Mews	Townhouse	3	2	7	\$699K	\$775K
	710, 2055 Danforth Ave	Condo	2	1	28	\$414K	\$408K
3 March, 2016	116 Kingston Rd	Townhouse	3	2	1	\$669K	\$679K
7 March, 2016	73 West Lynn Ave	Semi-Detached	2	2	7	\$620K	\$702K
	177 Kingsmount Park Rd	Semi-Detached	3	1	6	\$600K	\$690K
8 March, 2016	14 Aldridge Ave	Semi-Detached	2	3	11	\$700K	\$700K
	96 West Lynn Ave	Detached	3	2	7	\$749K	\$910K
	104 Duvernet Ave	Detached	3	4	7	\$850K	\$1,000K
	115 Hillingdon Ave	Semi-Detached	3	1	6	\$650K	\$720K
10 March, 2016	47 Gainsborough Rd	Semi-Detached	3	1	7	\$699K	\$861K
13 March, 2016	27 Edgewood Ave	Detached	3	2	9	\$800K	\$930K
21 March, 2016	98 Moberly Ave	Semi-Detached	2	2	5	\$575K	\$685K
23 March, 2016	18 Devon Rd	Detached	2	2	6	\$499K	\$610K
	79 Maughan Cres	Semi-Detached	2	1	7	\$549K	\$515K
24 March, 2016	27 Woodrow Ave	Semi-Detached	3	2	8	\$745K	\$723K
29 March, 2016	133, 90 Edgewood Ave	Townhouse	2	2	7	\$519K	\$701K
30 March, 2016	75 Bastedo Ave	Semi-Detached	2	1	7	\$519K	\$702K
1 April, 2016	46 Beach View Cres	Semi-Detached	3	1	3	\$629K	\$839K
3 April, 2016	11, 1 Bastedo Ave	Townhouse	2	3	4	\$480K	\$615K
	21 Kellner Crt	Semi-Detached	3	3	11	\$799K	\$880K
4 April, 2016	65 Aldergrove Ave	Semi-Detached	3	2	7	\$619K	\$743K
5 April, 2016	33 Bellhaven Rd	Semi-Detached	3	2	6	\$800K	\$951K
6 April, 2016	24 Kingsmount Park Rd	Semi-Detached	3	2	1	\$698K	\$850K

Data

Month, Day, Year of Sold Date	Address1	Property Type	Bedrooms	Washrooms	Days on the Market	List Price	Sold Price
11 April, 2016	185 Gainsborough Rd	Semi-Detached	3	1	6	\$629K	\$686K
12 April, 2016	40 East Lynn Ave	Semi-Detached	3	2	7	\$599K	\$808K
16 April, 2016	16 Beaton Ave	Detached	3	2	5	\$779K	\$953K
20 April, 2016	62 West Lynn Ave	Semi-Detached	1	2	9	\$549K	\$650K
21 April, 2016	51 West Lynn Ave	Semi-Detached	3	2	8	\$699K	\$885K
25 April, 2016	9 Wembley Dr	Semi-Detached	3	2	7	\$679K	\$740K
26 April, 2016	71 Gates Ave	Semi-Detached	3	2	1	\$599K	\$750K
	84 Wildwood Cres	Detached	2	2	7	\$649K	\$707K
2 May, 2016	305 Coxwell Ave	Townhouse	1	2	5	\$590K	\$655K
	308, 2055 Danforth Ave	Condo	2	2	110	\$400K	\$390K
3 May, 2016	253 Gainsborough Rd	Detached	3	2	7	\$759K	\$795K
	408, 2055 Danforth Ave	Condo	2	2	29	\$456K	\$452K
	1888 Gerrard St E	Semi-Detached	3	1	8	\$620K	\$770K
4 May, 2016	63 West Lynn Ave	Semi-Detached	3	2	7	\$659K	\$789K
9 May, 2016	73 Drayton Ave	Townhouse	2	1	6	\$470K	\$558K
	211 Hanson St	Semi-Detached	2	1	6	\$579K	\$747K
10 May, 2016	580 Woodbine Ave	Semi-Detached	3	2	1	\$649K	\$780K
11 May, 2016	13 Glenn Morrow Mews	Townhouse	3	3	16	\$799K	\$800K
12 May, 2016	116, 90 Edgewood Ave	Townhouse	3	2	7	\$575K	\$600K
13 May, 2016	63 Kingsmount Park Rd	Semi-Detached	3	1	4	\$769K	\$825K
16 May, 2016	18 Ladykirk Ave	Semi-Detached	3	2	6	\$716K	\$848K
17 May, 2016	106 Glenmore Rd	Semi-Detached	3	2	6	\$699K	\$900K
	181 Drayton Ave	Townhouse	3	3	6	\$699K	\$812K
19 May, 2016	43 Bastedo Ave	Semi-Detached	2	1	7	\$550K	\$558K
26 May, 2016	5, 1666 Queen St E	Townhouse	3	1	2	\$479K	\$520K
29 May, 2016	15 Battenberg Ave	Detached	3	3	5	\$900K	\$1,100K
31 May, 2016	207, 2055 Danforth Ave	Condo	1	2	55	\$450K	\$430K
	1959 Dundas St E	Detached	1	2	7	\$400K	\$476K

Data

Month, Day, Year of Sold Date	Address1	Property Type	Bedrooms	Washrooms	Days on the Market	List Price	Sold Price
2 June, 2016	53 East Lynn Ave	Semi-Detached	3	2	3	\$680K	\$841K
6 June, 2016	27 Glenmore Rd	Semi-Detached	3	2	7	\$800K	\$980K
7 June, 2016	107 Hillingdon Ave	Semi-Detached	2	2	6	\$589K	\$705K
	714, 2055 Danforth Ave	Condo	1	1	61	\$349K	\$349K
9 June, 2016	6 Moberly Ave	Semi-Detached	3	2	7	\$450K	\$632K
10 June, 2016	1963 Dundas St E	Detached	4	4	10	\$1,270K	\$1,310K
14 June, 2016	1 Moberly Ave	Semi-Detached	3	2	6	\$649K	\$769K
	61 Hillingdon Ave	Detached	3	3	6	\$699K	\$758K
16 June, 2016	122 Roseheath Ave	Semi-Detached	3	2	1	\$530K	\$600K
17 June, 2016	307 B Coxwell Ave	Townhouse	3	2	2	\$699K	\$819K
20 June, 2016	22 Earl Haig Ave	Semi-Detached	3	2	8	\$699K	\$875K
22 June, 2016	21 Bastedo Ave	Townhouse	3	3	1	\$949K	\$935K
28 June, 2016	135, 90 Edgewood Ave	Townhouse	3	3	8	\$600K	\$718K
	205 Hanson St	Semi-Detached	1	2	7	\$499K	\$576K
9 July, 2016	61 Wildwood Cres	Semi-Detached	4	2	5	\$700K	\$861K
12 July, 2016	67 Robbins Ave	Semi-Detached	3	2	6	\$700K	\$815K
13 July, 2016	208 Kingston Rd	Detached	2	2	7	\$990K	\$912K
20 July, 2016	514, 2055 Danforth Ave	Condo	2	2	62	\$500K	\$475K
22 July, 2016	704, 2055 Danforth Ave	Condo	1	1	18	\$379K	\$377K
26 July, 2016	24 Roseheath Ave	Semi-Detached	2	2	5	\$550K	\$575K
	82 Bellhaven Rd	Detached	3	2	7	\$850K	\$950K
31 July, 2016	651 Coxwell Ave	Semi-Detached	3	2	12	\$739K	\$747K
5 August, 2016	214, 2055 Danforth Avenue Ave	Condo	2	2	38	\$480K	\$473K
	605, 2055 Danforth Ave	Condo	1	1	7	\$355K	\$342K
8 August, 2016	6 Roseheath Ave	Semi-Detached	2	2	4	\$570K	\$600K
10 August, 2016	1 Currie Ave	Semi-Detached	3	1	0	\$690K	\$940K
15 August, 2016	659 Coxwell Ave	Townhouse	3	3	7	\$700K	\$875K
30 August, 2016	82 Roseheath Ave	Detached	3	2	7	\$749K	\$982K

Data

Month, Day, Year of Sold Date	Address1	Property Type	Bedrooms	Washrooms	Days on the Market	List Price	Sold Price
11 September, 2016	1007, 2055 Danforth Ave	Condo	1	1	2	\$360K	\$365K
13 September, 2016	82 Robbins Ave	Semi-Detached	2	2	6	\$700K	\$921K
	85 Bellhaven Rd	Semi-Detached	3	3	7	\$770K	\$885K
16 September, 2016	93 Moberly Ave	Semi-Detached	3	2	2	\$699K	\$825K
17 September, 2016	22 Aldridge Ave	Semi-Detached	2	2	3	\$590K	\$721K
19 September, 2016	25 Tompkins Mews	Townhouse	3	2	7	\$730K	\$833K
	41 Firstbrooke Rd	Detached	3	2	7	\$730K	\$800K
	85 Highcroft Rd	Semi-Detached	3	2	0	\$669K	\$775K
20 September, 2016	105 Edgewood Ave	Detached	3	2	7	\$800K	\$920K
	122 Roseheath Ave	Semi-Detached	3	2	7	\$550K	\$615K
22 September, 2016	52 Aldridge Ave	Detached	3	1	10	\$699K	\$725K
25 September, 2016	175 Eastwood Rd	Semi-Detached	3	2	12	\$850K	\$870K
26 September, 2016	58 Bellhaven Rd	Semi-Detached	5	1	6	\$599K	\$729K
28 September, 2016	19 Bowmore Rd	Semi-Detached	3	2	8	\$760K	\$828K
29 September, 2016	43 Eastwood Rd	Detached	4	2	8	\$929K	\$943K
30 September, 2016	327 Coxwell Ave	Semi-Detached	3	2	3	\$759K	\$750K
4 October, 2016	9 Fairmount Cres	Semi-Detached	3	1	4	\$699K	\$815K
	28 Coatsworth Cres	Semi-Detached	3	3	5	\$649K	\$808K
8 October, 2016	31, 41 Battenberg Ave	Townhouse	2	2	2	\$560K	\$580K
	151 Bastedo Ave	Semi-Detached	2	2	1	\$599K	\$790K
12 October, 2016	25 Currie Ave	Semi-Detached	3	1	1	\$590K	\$725K
15 October, 2016	4 Firstbrooke Rd	Semi-Detached	3	2	4	\$750K	\$930K
21 October, 2016	7 Murdock Ave	Semi-Detached	2	1	1	\$600K	\$750K
22 October, 2016	610 Coxwell Ave	Semi-Detached	3	2	2	\$690K	\$842K
25 October, 2016	107 Merrill Ave E	Detached	3	2	6	\$800K	\$967K
27 October, 2016	1868 Gerrard St E	Semi-Detached	3	2	7	\$599K	\$713K
31 October, 2016	17 Ashland Ave	Townhouse	3	3	6	\$729K	\$740K
1 November, 2016	48 West Lynn Ave	Detached	3	2	6	\$819K	\$1,160K

Data

Month, Day, Year of Sold Date	Address1	Property Type	Bedrooms	Washrooms	Days on the Market	List Price	Sold Price
1 November, 2016	139 Drayton Ave	Detached	3	2	6	\$700K	\$832K
2 November, 2016	317 Coxwell Ave	Semi-Detached	3	3	12	\$760K	\$750K
4 November, 2016	9 Normandy Blvd	Detached	3	2	11	\$899K	\$880K
7 November, 2016	20 Bowmore Rd	Detached	2	2	7	\$700K	\$875K
8 November, 2016	9 Murdock Ave	Semi-Detached	2	3	43	\$859K	\$825K
11 November, 2016	7 Maughan Cres	Detached	3	2	0	\$1,499K	\$1,473K
14 November, 2016	52 Orchard Park Blvd	Semi-Detached	3	4	10	\$1,100K	\$1,085K
	79 Maughan Cres	Semi-Detached	2	2	4	\$698K	\$700K
	313, 2055 Danforth Ave	Condo	1	1	26	\$440K	\$436K
21 November, 2016	87 Drayton Ave	Detached	3	2	0	\$999K	\$980K
24 November, 2016	6 Hemlock Ave	Semi-Detached	3	2	8	\$1,000K	\$1,035K
26 November, 2016	32 Bastedo Ave	Detached	5	2	5	\$699K	\$699K
	706, 2055 Danforth Ave	Condo	1	1	11	\$400K	\$395K
2 December, 2016	718 Woodbine Ave	Semi-Detached	3	3	8	\$750K	\$765K
5 December, 2016	1686 Gerrard St E	Semi-Detached	3	3	7	\$799K	\$835K
7 December, 2016	113 Merrill Ave E	Detached	3	3	6	\$989K	\$1,138K
8 December, 2016	130 Eastwood Rd	Detached	2	1	14	\$759K	\$745K
12 January, 2017	74 Moberly Ave	Semi-Detached	3	2	3	\$800K	\$925K
17 January, 2017	24 Aldergrove Ave	Semi-Detached	2	2	8	\$599K	\$821K
23 January, 2017	708, 2055 Danforth Ave	Condo	2	1	26	\$430K	\$420K
27 January, 2017	1107, 2055 Danforth Ave	Condo	1	1	94	\$439K	\$435K
28 January, 2017	177 Coxwell Ave	Semi-Detached	3	4	71	\$939K	\$860K
30 January, 2017	16 Ladykirk Ave	Semi-Detached	3	3	6	\$750K	\$908K
1 February, 2017	35 Aldridge Ave	Semi-Detached	2	2	1	\$530K	\$801K
3 February, 2017	1654 Gerrard St E	Semi-Detached	3	2	10	\$776K	\$760K
4 February, 2017	35 Aldergrove Ave	Semi-Detached	3	4	16	\$998K	\$998K
7 February, 2017	71 West Lynn Ave	Semi-Detached	2	1	0	\$679K	\$830K
8 February, 2017	209, 2055 Danforth Ave	Condo	1	1	102	\$420K	\$395K

Data

Month, Day, Year of Sold Date	Address1	Property Type	Bedrooms	Washrooms	Days on the Market	List Price	Sold Price
10 February, 2017	16 Wildwood Cres	Semi-Detached	2	2	2	\$729K	\$980K
11 February, 2017	67 Hillingdon Ave	Detached	3	4	1	\$1,099K	\$1,275K
19 February, 2017	25 Currie Ave	Semi-Detached	3	1	3	\$900K	\$1,150K
26 February, 2017	1917 Gerrard St E	Other	2	4	53	\$800K	\$750K
28 February, 2017	26 Oliver Mews	Townhouse	3	4	7	\$899K	\$1,250K
	28 Merrill Ave W	Semi-Detached	2	2	6	\$700K	\$908K
	105 Hollywood Cres	Semi-Detached	3	2	0	\$800K	\$1,205K
1 March, 2017	52 Brookmount Rd	Semi-Detached	3	3	8	\$999K	\$1,201K
7 March, 2017	38 Moberly Ave	Semi-Detached	2	2	5	\$700K	\$850K
8 March, 2017	86 Drayton Ave	Semi-Detached	2	2	9	\$629K	\$905K
9 March, 2017	94 Roseheath Ave	Semi-Detached	3	1	3	\$700K	\$930K
12 March, 2017	16 Woodrow Ave	Semi-Detached	3	3	3	\$868K	\$1,168K
13 March, 2017	113 Kingsmount Park Rd	Semi-Detached	3	1	4	\$700K	\$910K
14 March, 2017	77 Drayton Ave	Townhouse	2	1	5	\$630K	\$885K
22 March, 2017	22 Coatsworth Cres	Semi-Detached	3	4	6	\$700K	\$1,002K
	31 Ashland Ave	Detached	2	2	0	\$700K	\$970K
1 April, 2017	61 Roseheath Ave	Semi-Detached	3	2	3	\$620K	\$775K
2 April, 2017	111 Wildwood Cres	Semi-Detached	2	2	6	\$680K	\$910K
4 April, 2017	13, 1666 Queen St E	Townhouse	3	1	7	\$580K	\$600K
	1888 Gerrard St E	Semi-Detached	3	1	7	\$729K	\$935K
7 April, 2017	603, 2055 Danforth Ave	Condo	1	1	55	\$436K	\$425K
8 April, 2017	54 Roseheath Ave	Detached	2	2	3	\$599K	\$845K
	1872 Gerrard St E	Detached	3	2	10	\$700K	\$859K
9 April, 2017	109 Roseheath Ave	Detached	2	2	5	\$749K	\$976K
10 April, 2017	42 Fairmount Cres	Detached	3	2	6	\$1,089K	\$1,445K
	49 Roseheath Ave	Semi-Detached	3	2	6	\$750K	\$1,100K
11 April, 2017	19 Battenberg Ave	Semi-Detached	3	3	7	\$990K	\$1,315K
12 April, 2017	302, 2055 Danforth Ave	Condo	2	2	7	\$499K	\$581K

Data

Month, Day, Year of Sold Date	Address1	Property Type	Bedrooms	Washrooms	Days on the Market	List Price	Sold Price
14 April, 2017	132 Hanson St	Semi-Detached	1	1	12	\$600K	\$615K
	202, 2055 Danforth Ave	Condo	2	2	1	\$570K	\$570K
15 April, 2017	Th16, 50 Battenberg Ave	Townhouse	2	1	3	\$575K	\$635K
18 April, 2017	211 Gainsborough Rd	Detached	3	2	8	\$799K	\$1,088K
19 April, 2017	34 Darrell Ave	Semi-Detached	2	2	6	\$599K	\$785K
20 April, 2017	13 Currie Ave	Semi-Detached	3	1	7	\$699K	\$699K
21 April, 2017	1672 Gerrard St E	Detached	3	2	3	\$899K	\$1,140K
25 April, 2017	43 Burgess Ave	Detached	4	2	8	\$948K	\$1,150K
	81 Robbins Ave	Semi-Detached	3	1	7	\$799K	\$1,140K
	730 Woodbine Ave	Semi-Detached	3	2	6	\$798K	\$910K
26 April, 2017	42 Robbins Ave	Semi-Detached	3	2	7	\$700K	\$935K
27 April, 2017	156 Bastedo Ave	Semi-Detached	2	1	2	\$649K	\$880K
28 April, 2017	29 Battenberg Ave	Townhouse	3	3	10	\$979K	\$1,000K
2 May, 2017	148 Bastedo Ave	Semi-Detached	3	3	8	\$699K	\$920K
7 May, 2017	90 Glenmore Rd	Detached	3	2	11	\$1,065K	\$1,052K
8 May, 2017	105 Roseheath Ave	Semi-Detached	3	1	6	\$649K	\$745K
	161 Kingsmount Park Rd	Semi-Detached	3	2	8	\$910K	\$895K
	1765 Gerrard St E	Detached	3	2	7	\$849K	\$930K
10 May, 2017	73 Bastedo Ave	Semi-Detached	2	1	7	\$819K	\$760K
11 May, 2017	85 Drayton Ave	Detached	1	2	17	\$679K	\$672K
14 May, 2017	118 Hollywood Cres	Semi-Detached	3	2	5	\$939K	\$1,075K
16 May, 2017	62 Bellhaven Rd	Detached	3	1	12	\$799K	\$851K
18 May, 2017	#119, 90 Edgewood Ave	Townhouse	2	2	6	\$670K	\$700K
29 May, 2017	115 Bellhaven Rd	Detached	3	2	26	\$979K	\$1,003K
1 June, 2017	14 Kellner Crt	Semi-Detached	3	3	8	\$899K	\$1,100K
	40 Gainsborough Rd	Semi-Detached	3	2	2	\$900K	\$1,040K
2 June, 2017	705, 2055 Danforth Ave	Condo	1	1	16	\$450K	\$430K
5 June, 2017	1675 Gerrard St E	Semi-Detached	3	2	11	\$819K	\$828K

Data

Month, Day, Year of Sold Date	Address1	Property Type	Bedrooms	Washrooms	Days on the Market	List Price	Sold Price
6 June, 2017	143 Duvernnet Ave	Semi-Detached	3	2	6	\$800K	\$860K
	709, 2055 Danforth Ave	Condo	2	2	18	\$580K	\$556K
11 June, 2017	89 Glenmount Park Rd	Detached	3	1	4	\$849K	\$850K
12 June, 2017	1706 Gerrard St E	Detached	3	1	26	\$849K	\$875K
16 June, 2017	509, 2055 Danforth Ave	Condo	2	2	3	\$559K	\$550K
17 June, 2017	165 Drayton Ave	Detached	3	1	9	\$859K	\$845K
18 June, 2017	22 Glenmore Rd	Detached	3	2	3	\$939K	\$930K
19 June, 2017	139 Hanson St	Semi-Detached	2	2	5	\$699K	\$785K
25 June, 2017	21 Battenberg Ave	Semi-Detached	2	2	10	\$880K	\$850K
29 June, 2017	406, 2055 Danforth Ave	Condo	2	2	42	\$485K	\$465K
6 July, 2017	20 Roseheath Ave	Semi-Detached	2	2	1	\$799K	\$851K
13 July, 2017	14 Bellhaven Rd	Semi-Detached	3	1	2	\$800K	\$825K
24 July, 2017	77 Kingsmount Park Rd	Semi-Detached	4	2	34	\$1,179K	\$1,095K
26 July, 2017	70 Roseheath Ave	Semi-Detached	3	1	7	\$919K	\$886K
28 July, 2017	17 Highcroft Rd	Detached	3	4	37	\$1,599K	\$1,525K
	37 Bowmore Rd	Detached	3	2	16	\$950K	\$923K
3 August, 2017	40 Ashland Ave	Townhouse	2	1	10	\$799K	\$785K
7 August, 2017	902, 2055 Danforth Ave	Condo	1	1	18	\$460K	\$447K
11 August, 2017	44 Beach View Cres	Semi-Detached	3	2	8	\$899K	\$920K
	161 Glenmore Rd	Semi-Detached	3	2	31	\$795K	\$786K
12 August, 2017	73 Kingsmount Park Dr	Detached	3	2	1	\$950K	\$963K
13 August, 2017	55 Aldridge Ave	Semi-Detached	3	2	23	\$889K	\$869K
1 September, 2017	3, 1 Bastedo Ave	Townhouse	3	2	8	\$600K	\$620K
8 September, 2017	5, 1 Bastedo Ave	Townhouse	2	2	3	\$599K	\$670K
9 September, 2017	77 Kimberley Ave	Townhouse	2	2	2	\$800K	\$785K
13 September, 2017	32 Bellhaven Rd	Semi-Detached	3	2	0	\$929K	\$929K
14 September, 2017	2 Oliver Mews	Townhouse	3	4	1	\$1,995K	\$1,900K
	58 Wembley Dr	Detached	3	2	8	\$900K	\$874K

Data

Month, Day, Year of Sold Date	Address1	Property Type	Bedrooms	Washrooms	Days on the Market	List Price	Sold Price
14 September, 2017	105 Drayton Ave	Detached	3	2	7	\$1,080K	\$1,060K
15 September, 2017	14 Murdock Ave	Semi-Detached	2	1	4	\$700K	\$730K
18 September, 2017	62 East Lynn Ave	Semi-Detached	3	3	4	\$799K	\$800K
20 September, 2017	46 Aldergrove Ave	Detached	3	2	7	\$949K	\$910K
	61 Kingsmount Park Rd	Semi-Detached	3	2	2	\$899K	\$1,000K
	94 Kingsmount Park Rd	Semi-Detached	4	3	6	\$995K	\$1,135K
24 September, 2017	26 Murdock Ave	Semi-Detached	3	2	3	\$990K	\$998K
27 September, 2017	1 Gatwick Ave	Detached	3	3	9	\$1,290K	\$1,265K
	32 Aldergrove Ave	Semi-Detached	2	1	8	\$729K	\$720K
30 September, 2017	568 Woodbine Ave	Semi-Detached	3	3	9	\$795K	\$775K
2 October, 2017	172 Gainsborough Rd	Semi-Detached	3	2	6	\$789K	\$895K
3 October, 2017	69 West Lynn Ave	Semi-Detached	2	2	7	\$769K	\$835K
6 October, 2017	25 Highcroft Rd	Semi-Detached	3	2	3	\$999K	\$975K
	1005, 2055 Danforth Ave	Condo	2	2	2	\$950K	\$950K
7 October, 2017	106 Hanson St	Semi-Detached	3	1	3	\$780K	\$760K
12 October, 2017	46 Aldridge Ave	Detached	2	1	7	\$685K	\$650K
13 October, 2017	89 Hanson St	Semi-Detached	4	4	4	\$1,165K	\$1,200K
16 October, 2017	55 Wildwood Cres	Semi-Detached	3	2	5	\$929K	\$1,100K
19 October, 2017	55 Highcroft Rd	Detached	4	4	8	\$1,599K	\$1,563K
20 October, 2017	140 Bastedo Ave	Semi-Detached	2	2	10	\$769K	\$800K
23 October, 2017	117 Bowmore Rd	Semi-Detached	3	3	4	\$899K	\$1,006K
26 October, 2017	904, 2055 Danforth Ave	Condo	1	1	43	\$430K	\$420K
29 October, 2017	1642 Gerrard St E	Semi-Detached	3	2	6	\$740K	\$801K
31 October, 2017	35 West Lynn Ave	Detached	3	2	7	\$1,125K	\$1,080K
7 November, 2017	203, 2055 Danforth Ave	Condo	1	1	26	\$400K	\$395K
10 November, 2017	126 Oakcrest Ave	Detached	3	2	9	\$875K	\$870K
18 November, 2017	47 Wildwood Cres	Semi-Detached	4	2	11	\$999K	\$967K
21 November, 2017	8 Mendel Ave	Semi-Detached	2	2	7	\$599K	\$720K

Data

Month, Day, Year of Sold Date	Address1	Property Type	Bedrooms	Washrooms	Days on the Market	List Price	Sold Price
29 November, 2017	221 Gainsborough Rd	Detached	2	1	7	\$650K	\$685K
30 November, 2017	217 Eastwood Rd	Semi-Detached	2	1	9	\$699K	\$665K
1 December, 2017	47 Woodrow Ave	Semi-Detached	3	3	19	\$990K	\$1,040K
4 December, 2017	10 Moberly Ave	Semi-Detached	3	1	5	\$700K	\$865K
15 December, 2017	143 Wildwood Cres	Semi-Detached	3	2	17	\$625K	\$630K
	150 Hanson St	Detached	2	1	10	\$698K	\$686K
28 December, 2017	46 Wildwood Cres	Detached	2	2	24	\$849K	\$831K
3 January, 2018	87 Bowmore Rd	Semi-Detached	3	10	7	\$998K	\$999K
9 January, 2018	132 Kingsmount Park Rd	Detached	3	1	95	\$725K	\$686K
17 January, 2018	32 Oliver Mews	Townhouse	3	4	50	\$1,349K	\$1,225K
12 February, 2018	47 Hemlock Ave	Semi-Detached	3	1	4	\$750K	\$900K
	147 Hanson St	Detached	0	0	6	\$549K	\$635K
13 February, 2018	44 Normandy Blvd	Detached	3	1	5	\$769K	\$877K
21 February, 2018	127 Eastwood Rd	Detached	3	3	7	\$998K	\$1,188K
22 February, 2018	504, 2055 Danforth Ave	Condo	1	1	14	\$449K	\$449K
23 February, 2018	211 Gainsborough Rd	Detached	3	2	32	\$1,099K	\$1,080K
26 February, 2018	19 Bellhaven Rd	Semi-Detached	3	2	27	\$849K	\$835K
	27 Hillingdon Ave	Detached	3	2	13	\$799K	\$1,035K
27 February, 2018	47 Highcroft Rd	Detached	3	2	7	\$1,199K	\$1,301K
5 March, 2018	1644 Gerrard St E	Semi-Detached	3	2	7	\$749K	\$850K
7 March, 2018	311, 2055 Danforth Ave	Condo	2	2	2	\$589K	\$615K
8 March, 2018	6 Ladykirk Ave	Semi-Detached	3	2	7	\$900K	\$1,015K
9 March, 2018	12 Beaton Ave	Detached	3	4	20	\$1,189K	\$1,145K
10 March, 2018	1654 Gerrard St E	Semi-Detached	3	3	10	\$1,188K	\$1,155K
16 March, 2018	166 Wildwood Cres	Semi-Detached	3	2	66	\$849K	\$810K
	512, 2055 Danforth Ave	Condo	1	1	9	\$500K	\$515K
22 March, 2018	37 Robbins Ave	Semi-Detached	3	3	12	\$930K	\$929K
26 March, 2018	49 Wildwood Cres	Semi-Detached	3	1	12	\$1,000K	\$1,125K

Data

Month, Day, Year of Sold Date	Address1	Property Type	Bedrooms	Washrooms	Days on the Market	List Price	Sold Price
26 March, 2018	66 Moberly Ave	Detached	3	3	69	\$1,049K	\$1,003K
27 March, 2018	94 Hollywood Cres	Semi-Detached	3	2	7	\$929K	\$1,180K
28 March, 2018	6 Moberly Ave	Semi-Detached	3	3	8	\$850K	\$888K
	117 Drayton Ave	Detached	3	3	8	\$949K	\$1,120K