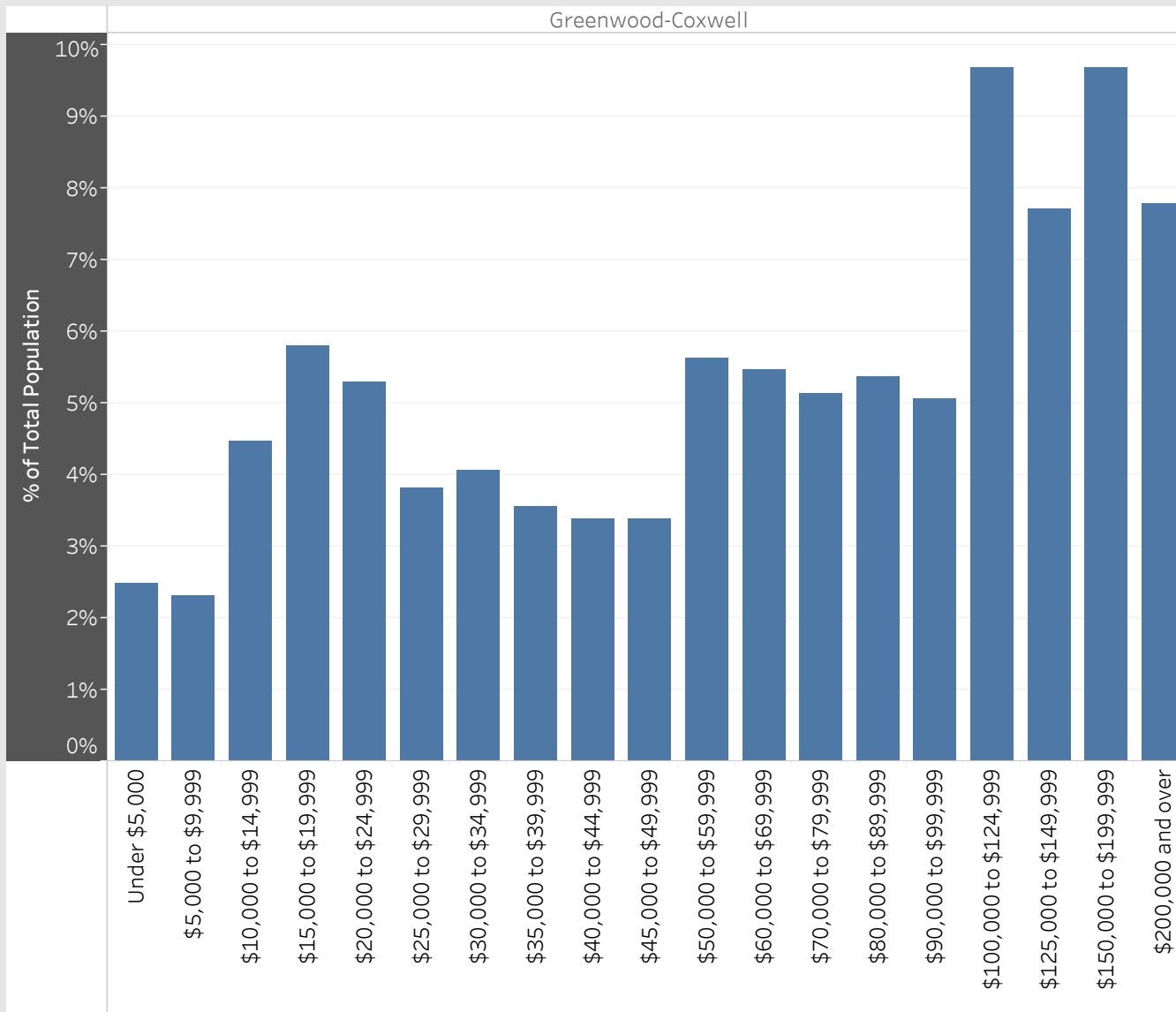


Greenwood-Coxwell
Neighbourhood Breakdown
July 1st, 2015 - March 31st, 2018

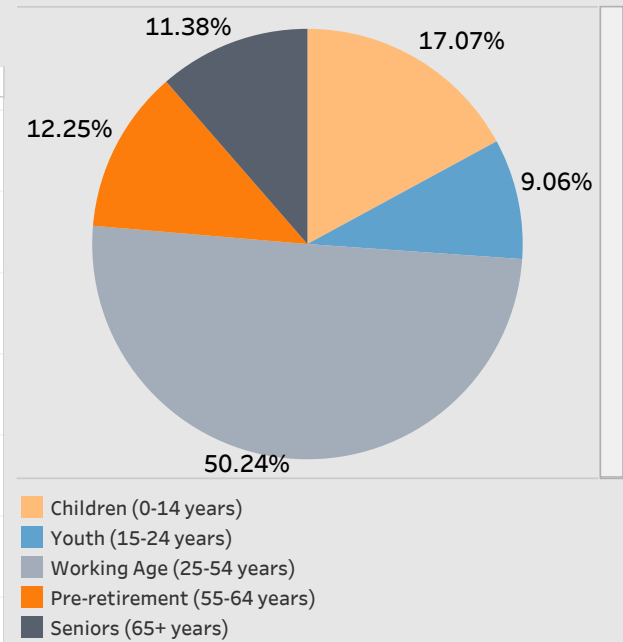


2016 StatsCan Data

Household Income in Greenwood-Coxwell



Age

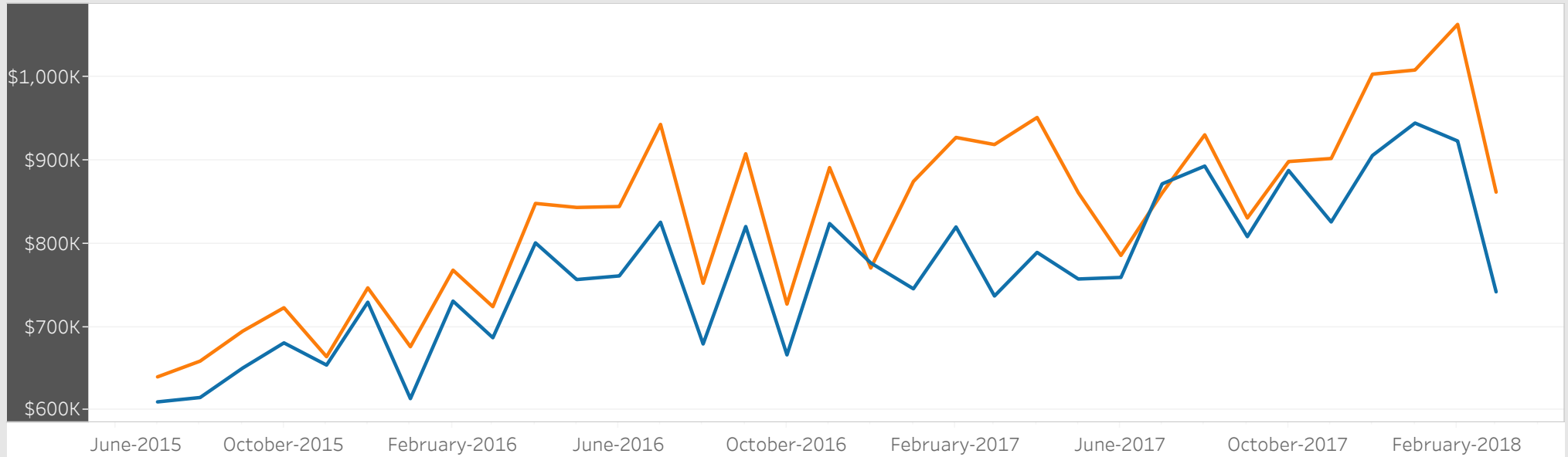


Visible Minorities

Not a visible minority	60.90%
Chinese	14.54%
South Asian	7.44%
Black	6.54%
Multiple visible minorities	2.64%
Filipino	2.09%
Latin American	1.43%
Southeast Asian	1.32%
Japanese	0.87%
Korean	0.59%
West Asian	0.59%
Arab	0.56%
Visible minority; n.i.e.	0.49%

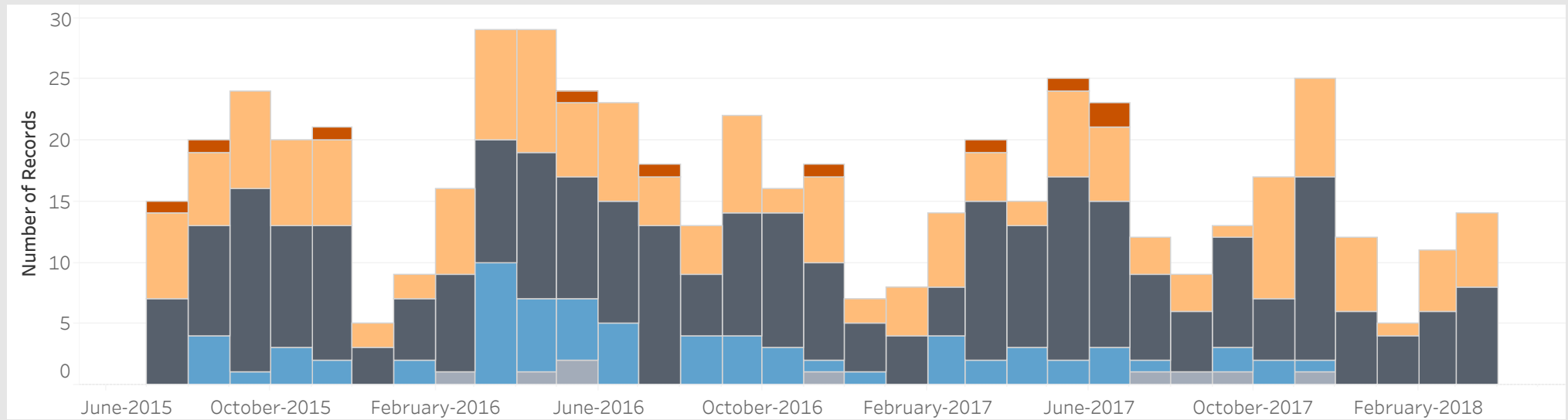
Average Sold Price vs. Average Ask Price in Greenwood-Coxwell

■ Avg. List Price ■ Avg. Sold Price



Properties Sold in Greenwood-Coxwell by Month

■ Condo ■ Detached ■ Semi-Detached ■ Townhouse ■ Other



Data

Month, Day, Year of Sold Date	Address1	Property Type	Bedrooms	Washrooms	Days on the Market	List Price	Sold Price
1 July, 2015	40 Kent Rd, Toronto	Semi-Detached	3	3	8	\$650K	\$675K
	171 Gillard Ave, Toronto	Semi-Detached	3	1	8	\$699K	\$810K
	551 Craven Rd, Toronto	Detached	2	2	16	\$550K	\$550K
7 July, 2015	273 Craven Rd, Toronto	Detached	3	4	23	\$750K	\$758K
8 July, 2015	430A Woodfield Rd, Toronto	Semi-Detached	1	1	2	\$379K	\$435K
13 July, 2015	5 Redwood Ave, Toronto	Detached	3	3	5	\$800K	\$942K
	68 Ashdale Ave, Toronto	Semi-Detached	3	2	10	\$635K	\$653K
16 July, 2015	195 Hastings Ave, Toronto	Semi-Detached	4	3	14	\$689K	\$689K
19 July, 2015	66 Highfield Rd, Toronto	Semi-Detached	3	1		\$650K	\$649K
22 July, 2015	135 Woodfield Rd, Toronto	Detached	3	3	10	\$760K	\$746K
23 July, 2015	77 Highfield Rd, Toronto	Detached	3	2	1	\$760K	\$770K
26 July, 2015	27 Kerr Rd, Toronto	Semi-Detached	3	1	6	\$629K	\$650K
28 July, 2015	1037 Craven Rd, Toronto	Detached	1	1	8	\$500K	\$529K
29 July, 2015	17 Craven Rd, Toronto	Detached	2	1	6	\$470K	\$510K
30 July, 2015	406, 300 Coxwell Ave, Toronto	Condo	1	1	9	\$229K	\$235K
1 August, 2015	14 Lount St, Toronto	Semi-Detached	4	3	9	\$700K	\$710K
3 August, 2015	20 Connaught Ave, Toronto	Semi-Detached	2	1	13	\$579K	\$585K
	25 Ashdale Ave, Toronto	Detached	4	2	6	\$750K	\$789K
	202, 300 Coxwell Ave, Toronto	Condo	1	1	13	\$218K	\$223K
5 August, 2015	12 Walpole Ave, Toronto	Townhouse	3	3	2	\$539K	\$675K
6 August, 2015	821 Craven Rd, Toronto	Semi-Detached	1	1	3	\$399K	\$421K
8 August, 2015	31, 13 Kerr Rd, Toronto	Townhouse	3	2	61	\$530K	\$515K
10 August, 2015	292 Highfield Rd, Toronto	Townhouse	3	2	5	\$549K	\$651K
	345 Ashdale Ave, Toronto	Detached	3	3	19	\$849K	\$815K
16 August, 2015	132 Ashdale Ave, Toronto	Detached	2	2	7	\$659K	\$740K
17 August, 2015	307 Woodfield Rd, Toronto	Semi-Detached	3	1	7	\$589K	\$753K
18 August, 2015	1533 Queen St, Toronto	Semi-Detached	3	2	5	\$750K	\$750K
23 August, 2015	464 Rhodes Ave, Toronto	Semi-Detached	2	2	17	\$499K	\$480K

Data

Month, Day, Year of Sold Date	Address1	Property Type	Bedrooms	Washrooms	Days on the Market	List Price	Sold Price
24 August, 2015	65 Leslie St, Toronto	Townhouse	3	2	6	\$449K	\$485K
	334 Rhodes Ave, Toronto	Detached	3	4	5	\$995K	\$995K
27 August, 2015	209 Rhodes Ave, Toronto	Semi-Detached	3	2	1	\$529K	\$612K
	438 Woodfield Rd, Toronto	Detached	1	2	17	\$595K	\$600K
30 August, 2015	126 Lamb Ave, Toronto	Semi-Detached	3	2	12	\$789K	\$794K
31 August, 2015	252 Woodfield Rd, Toronto	Detached	3	3	7	\$799K	\$915K
	412 Coxwell Ave, Toronto	Semi-Detached	2	2	8	\$538K	\$670K
8 September, 2015	450 Rhodes Ave, Toronto	Detached	2	2	1	\$449K	\$471K
12 September, 2015	15 Kerr Rd, Toronto	Semi-Detached	3	2	5	\$650K	\$760K
13 September, 2015	107 Ashdale Ave, Toronto	Detached	1	1	6	\$459K	\$528K
	123 Gillard Ave, Toronto	Detached	4	2	6	\$750K	\$851K
14 September, 2015	9 Minto St, Toronto	Semi-Detached	2	2	5	\$590K	\$690K
	159 Rhodes Ave, Toronto	Detached	3	2	18	\$739K	\$702K
15 September, 2015	56 Torbrick Rd, Toronto	Semi-Detached	2	2	8	\$550K	\$600K
	57 Connaught Ave, Toronto	Semi-Detached	3	3	8	\$699K	\$751K
16 September, 2015	66 Kerr Rd, Toronto	Semi-Detached	3	2	9	\$650K	\$631K
17 September, 2015	7 Rhodes Ave, Toronto	Semi-Detached	2	1	1	\$500K	\$495K
	351 Ashdale Ave, Toronto	Detached	3	3	3	\$710K	\$705K
20 September, 2015	25 Valifor Pl, Toronto	Semi-Detached	3	3	78	\$700K	\$690K
	183 Hastings Ave, Toronto	Semi-Detached	3	2	6	\$800K	\$928K
21 September, 2015	49 Hertle Ave, Toronto	Semi-Detached	3	2	6	\$649K	\$735K
	158 Rhodes Ave, Toronto	Semi-Detached	3	4	7	\$699K	\$786K
22 September, 2015	207 Greenwood Ave, Toronto	Detached	3	2	2	\$750K	\$800K
	833 Craven Rd, Toronto	Semi-Detached	1	1	7	\$400K	\$400K
23 September, 2015	414 Coxwell Ave, Toronto	Semi-Detached	3	2	9	\$625K	\$620K
27 September, 2015	150 Lamb Ave, Toronto	Semi-Detached	3	1	6	\$649K	\$720K
	976 Eastern Ave, Toronto	Semi-Detached	5	3	7	\$599K	\$600K
28 September, 2015	86 Torbrick Rd, Toronto	Semi-Detached	3	2	6	\$600K	\$600K

Data

Month, Day, Year of Sold Date	Address1	Property Type	Bedrooms	Washrooms	Days on the Market	List Price	Sold Price
29 September, 2015	198 Woodfield Rd, Toronto	Detached	3	5	5	\$899K	\$1,101K
	326 Highfield Rd, Toronto	Detached	3	4	8	\$800K	\$810K
	736 Rhodes Ave, Toronto	Townhouse	3	5	9	\$700K	\$705K
2 October, 2015	22 Connaught Ave, Toronto	Semi-Detached	3	2	10	\$659K	\$640K
4 October, 2015	273 Highfield Rd, Toronto	Detached	3	2	5	\$749K	\$749K
	595 Rhodes Ave, Toronto	Semi-Detached	2	2	17	\$599K	\$585K
	740 Rhodes Ave, Toronto	Townhouse	3	2	6	\$649K	\$735K
5 October, 2015	195 Gillard Ave, Toronto	Semi-Detached	4	3	7	\$699K	\$765K
7 October, 2015	442 Rhodes Ave, Toronto	Detached	2	1	6	\$639K	\$625K
13 October, 2015	8, 13 Kerr Rd, Toronto	Townhouse	3	2	6	\$629K	\$600K
17 October, 2015	52 Richard Ave, Toronto	Detached	2	2	4	\$629K	\$757K
19 October, 2015	20 Fairford Ave, Toronto	Detached	4	3	7	\$900K	\$945K
	84 Highfield Rd, Toronto	Semi-Detached	3	2	7	\$600K	\$700K
20 October, 2015	1231 Danforth Ave, Toronto	Townhouse	3	2	34	\$700K	\$692K
24 October, 2015	117 Walpole Ave, Toronto	Semi-Detached	3	2	23	\$610K	\$610K
25 October, 2015	57 Woodfield Rd, Toronto	Detached	5	2	7	\$900K	\$1,040K
	206 Woodfield Rd, Toronto	Detached	3	3	3	\$839K	\$820K
27 October, 2015	155 Coxwell Ave, Toronto	Semi-Detached	2	2	8	\$479K	\$558K
	370 Coxwell Ave, Toronto	Semi-Detached	3	2	9	\$500K	\$520K
	777 Craven Rd, Toronto	Detached	4	2	8	\$700K	\$690K
29 October, 2015	47 Highfield Rd, Toronto	Semi-Detached	3	4	10	\$799K	\$860K
30 October, 2015	55 Kerr Rd, Toronto	Semi-Detached	3	2	3	\$639K	\$768K
31 October, 2015	146 Gillard Ave, Toronto	Semi-Detached	3	3	4	\$699K	\$803K
1 November, 2015	102 Knox Ave, Toronto	Townhouse	3	2	6	\$589K	\$654K
3 November, 2015	20 Brick Crt, Toronto	Townhouse	3	3	9	\$799K	\$780K
4 November, 2015	61 Redwood Ave, Toronto	Semi-Detached	4	2	8	\$800K	\$855K
8 November, 2015	34 Glenside Ave, Toronto	Detached	2	3	4	\$615K	\$595K
	83 Rhodes Ave, Toronto	Detached	3	3	55	\$759K	\$720K

Data

Month, Day, Year of Sold Date	Address1	Property Type	Bedrooms	Washrooms	Days on the Market	List Price	Sold Price
8 November, 2015	507, 300 Coxwell Ave, Toronto	Condo	1	1	14	\$230K	\$230K
	531 Greenwood Ave, Toronto	Semi-Detached	2	2	6	\$569K	\$620K
	617 Rhodes Ave, Toronto	Semi-Detached	3	1	7	\$549K	\$602K
9 November, 2015	247 Woodfield Rd, Toronto	Detached	3	4	6	\$850K	\$915K
11 November, 2015	36 Greenwood Ave, Toronto	Semi-Detached	3	1	7	\$530K	\$550K
15 November, 2015	14 Kent Rd, Toronto	Semi-Detached	3	2	6	\$699K	\$755K
	214 Coxwell Ave, Toronto	Detached	4	2	26	\$699K	\$688K
	377 Woodfield Rd, Toronto	Semi-Detached	2	1	7	\$650K	\$645K
17 November, 2015	656 Coxwell Ave, Toronto	Semi-Detached	2	1	22	\$500K	\$500K
19 November, 2015	108 Parkmount Rd, Toronto	Semi-Detached	3	2	24	\$569K	\$560K
20 November, 2015	557 Greenwood Ave, Toronto	Semi-Detached	3	2	10	\$579K	\$565K
22 November, 2015	326 Rhodes Ave, Toronto	Detached	2	2	7	\$519K	\$530K
24 November, 2015	113 Hiawatha Rd, Toronto	Detached	5	4	35	\$1,295K	\$1,245K
26 November, 2015	389 Woodfield Rd, Toronto	Semi-Detached	3	2	45	\$789K	\$775K
27 November, 2015	563 Craven Rd, Toronto	Detached	1	2	19	\$500K	\$520K
29 November, 2015	14 Sandstone Lane, Toronto	Semi-Detached	3	2	7	\$650K	\$645K
3 December, 2015	208 Coxwell Ave, Toronto	Semi-Detached	3	2	2	\$620K	\$615K
7 December, 2015	89 Greenwood Ave, Toronto	Semi-Detached	3	3	6	\$750K	\$866K
10 December, 2015	82 Glenside Ave, Toronto	Detached	3	4	13	\$989K	\$999K
15 December, 2015	286 Highfield Rd, Toronto	Detached	2	2	19	\$700K	\$635K
30 December, 2015	9 Valifor Pl, Toronto	Semi-Detached	3	2	16	\$590K	\$620K
7 January, 2016	93 Greenwood Ave, Toronto	Detached	3	2		\$830K	\$830K
18 January, 2016	119 Craven Rd, Toronto	Townhouse	2	1	7	\$489K	\$520K
21 January, 2016	1437 Queen St E	Townhouse	3	3	9	\$750K	\$780K
25 January, 2016	133 Lamb Ave	Semi-Detached	1	1	6	\$590K	\$600K
26 January, 2016	31 Richard Ave	Detached	2	2	7	\$579K	\$763K
	169 Rhodes Ave	Semi-Detached	3	1	6	\$549K	\$560K
28 January, 2016	32 Mountalan Ave	Semi-Detached	2	2	0	\$500K	\$690K

Data

Month, Day, Year of Sold Date	Address1	Property Type	Bedrooms	Washrooms	Days on the Market	List Price	Sold Price
29 January, 2016	8 Valifor Pl	Semi-Detached	3	2	3	\$649K	\$727K
	441 Woodfield Rd	Semi-Detached	2	2	3	\$589K	\$616K
1 February, 2016	615 Craven Rd	Detached	3	2	19	\$690K	\$685K
2 February, 2016	13 Minto St	Detached	4	4	5	\$1,388K	\$1,330K
	232 Ashdale Ave	Other	3	2	14	\$670K	\$650K
5 February, 2016	1535 Queen St E	Semi-Detached	4	2	5	\$310K	\$310K
7 February, 2016	515 Greenwood Ave	Semi-Detached	2	2	60	\$600K	\$582K
8 February, 2016	12 Cherry Nook Gdns	Semi-Detached	3	2	6	\$699K	\$741K
	95 Redwood Ave	Semi-Detached	3	3	5	\$829K	\$880K
10 February, 2016	12 Mountalan Ave	Detached	3	4	6	\$699K	\$819K
	589 Rhodes Ave	Semi-Detached	2	1	7	\$600K	\$640K
11 February, 2016	403 Woodfield Rd	Detached	4	4	3	\$1,269K	\$1,225K
16 February, 2016	60 Coxwell Ave	Detached	3	1	6	\$550K	\$700K
	252 Rhodes Ave	Detached	2	3	8	\$776K	\$811K
23 February, 2016	6 Hanson St	Semi-Detached	3	4	7	\$600K	\$780K
	16 Minto St	Detached	2	2	0	\$719K	\$755K
	62 Kerr Rd	Semi-Detached	3	1	5	\$699K	\$675K
	93 Hertle Ave	Semi-Detached	3	1	8	\$600K	\$710K
1 March, 2016	88 Walpole Ave	Townhouse	2	2	7	\$530K	\$631K
	Th8, 96-104 Coxwell Ave	Townhouse	2	3	1	\$647K	\$647K
2 March, 2016	Th19, 96-104 Coxwell Ave	Townhouse	2	3	1	\$644K	\$644K
3 March, 2016	Th9, 96-104 Coxwell Ave	Townhouse	2	3	1	\$634K	\$634K
4 March, 2016	123 Lamb Ave	Semi-Detached	3	3	2	\$700K	\$879K
	248 Rhodes Ave	Detached	3	5	28	\$1,180K	\$1,110K
	Th5, 96-104 Coxwell Ave	Townhouse	2	3	1	\$631K	\$631K
8 March, 2016	237 Craven Rd	Detached	2	1	5	\$480K	\$556K
11 March, 2016	Th12, 96-104 Coxwell Ave	Townhouse	3	3	2	\$734K	\$734K
	Th16, 96-104 Coxwell Ave	Townhouse	2	2	2	\$630K	\$630K

Data

Month, Day, Year of Sold Date	Address1	Property Type	Bedrooms	Washrooms	Days on the Market	List Price	Sold Price
12 March, 2016	43 Leslie St	Townhouse	3	2	9	\$745K	\$723K
14 March, 2016	1535 Queen St E	Semi-Detached	3	2	6	\$500K	\$601K
15 March, 2016	325 Rhodes Ave	Semi-Detached	2	2	6	\$650K	\$650K
16 March, 2016	49 Rhodes Ave	Detached	2	2	19	\$950K	\$933K
	53 Rhodes Ave	Detached	1	1	6	\$500K	\$585K
	649 Rhodes Ave	Semi-Detached	3	2	7	\$525K	\$580K
	Th4, 96-104 Coxwell Ave	Townhouse	2	3	2	\$637K	\$637K
	Th17, 96-104 Coxwell Ave	Townhouse	2	3	2	\$600K	\$600K
17 March, 2016	189 Parkmount Rd	Detached	3	3	6	\$800K	\$900K
22 March, 2016	71 Hertle Ave	Semi-Detached	3	2	8	\$699K	\$775K
	230 Coxwell Ave	Detached	0	2	3	\$1,150K	\$1,150K
25 March, 2016	795 Craven Rd	Detached	3	2	7	\$525K	\$570K
27 March, 2016	227 Hiawatha Rd	Semi-Detached	3	4	65	\$949K	\$935K
29 March, 2016	109 Kent Rd	Semi-Detached	2	2	7	\$659K	\$771K
	654 Rhodes Ave	Semi-Detached	3	2	7	\$700K	\$826K
	1702 Dundas St E	Semi-Detached	3	3	24	\$728K	\$701K
	1816 Dundas St E	Detached	2	1	15	\$630K	\$620K
30 March, 2016	46 Walpole Ave	Semi-Detached	3	2	7	\$570K	\$705K
31 March, 2016	382 Rhodes Ave	Detached	2	2	7	\$599K	\$650K
1 April, 2016	465 Woodfield Rd	Detached	3	4	3	\$799K	\$855K
2 April, 2016	291 Craven Rd	Detached	2	2	9	\$850K	\$878K
4 April, 2016	27 Athletic Ave	Semi-Detached	3	2	7	\$800K	\$933K
	739 Craven Rd	Semi-Detached	2	2	6	\$499K	\$670K
5 April, 2016	55 Hertle Ave	Detached	3	2	7	\$849K	\$971K
	1449 Queen St E	Townhouse	3	3	7	\$750K	\$780K
6 April, 2016	39 Ashdale Ave	Detached	3	3	8	\$1,300K	\$1,355K
12 April, 2016	596 Rhodes Ave	Semi-Detached	3	2	6	\$700K	\$828K
13 April, 2016	75 Hertle Ave	Semi-Detached	3	2	7	\$750K	\$820K

Data

Month, Day, Year of Sold Date	Address1	Property Type	Bedrooms	Washrooms	Days on the Market	List Price	Sold Price
13 April, 2016	126 Sears St	Detached	3	3	42	\$1,950K	\$1,900K
16 April, 2016	66 Greenwood Ave	Semi-Detached	3	2	2	\$665K	\$655K
	253 Rhodes Ave	Semi-Detached	3	2	3	\$630K	\$732K
	1405 Gerrard St E	Other	3	2	45	\$1,069K	\$965K
17 April, 2016	259 Rhodes Ave	Semi-Detached	2	1	7	\$529K	\$676K
18 April, 2016	285 Highfield Rd	Townhouse	4	2	3	\$699K	\$672K
	Th1, 96-104 Coxwell Ave	Townhouse	2	3	4	\$686K	\$723K
19 April, 2016	71 Knox Ave	Semi-Detached	3	2	7	\$700K	\$780K
	77 Ashdale Ave	Detached	3	2	8	\$799K	\$865K
20 April, 2016	139 Gillard Ave	Semi-Detached	4	2	7	\$729K	\$769K
21 April, 2016	441 Rhodes Ave	Semi-Detached	2	2	7	\$650K	\$600K
24 April, 2016	347 Greenwood Ave	Semi-Detached	4	2	16	\$780K	\$743K
	461 Craven Rd	Detached	3	2	6	\$799K	\$808K
25 April, 2016	976 Eastern Ave	Semi-Detached	5	3	4	\$499K	\$728K
26 April, 2016	30 Glenside Ave	Detached	2	2	7	\$678K	\$828K
27 April, 2016	394A Woodfield Rd	Townhouse	2	1	5	\$599K	\$595K
	Th14, 96-104 Coxwell Ave	Townhouse	3	3	6	\$900K	\$937K
29 April, 2016	8 Minto St	Detached	1	1	9	\$600K	\$600K
	30 Hiawatha Rd	Detached	2	2	2	\$1,200K	\$1,125K
	Th20, 96-104 Coxwell Ave	Townhouse	3	3	4	\$773K	\$813K
2 May, 2016	322 Woodfield Rd	Townhouse	3	1	5	\$685K	\$775K
	724 Rhodes Ave	Townhouse	3	3	6	\$679K	\$831K
3 May, 2016	156 Parkmount Rd	Semi-Detached	3	2	7	\$700K	\$810K
4 May, 2016	125 Highfield Rd	Detached	3	3	1	\$799K	\$1,045K
9 May, 2016	108 Billings Ave	Semi-Detached	3	2	6	\$699K	\$880K
	Th06, 96-104 Coxwell Ave	Townhouse	3	3	5	\$780K	\$822K
	Th18, 96-104 Coxwell Ave	Townhouse	3	3	7	\$827K	\$827K
	Th22, 96-104 Coxwell Ave	Townhouse	2	3	0	\$670K	\$673K

Data

Month, Day, Year of Sold Date	Address1	Property Type	Bedrooms	Washrooms	Days on the Market	List Price	Sold Price
11 May, 2016	339 Highfield Rd	Semi-Detached	3	1	4	\$549K	\$670K
13 May, 2016	A, 70 Coxwell Ave	Condo	2	2	9	\$399K	\$398K
16 May, 2016	88 Lamb Ave	Semi-Detached	3	1	5	\$650K	\$782K
	592 Coxwell Ave	Semi-Detached	3	2	3	\$749K	\$755K
17 May, 2016	25 Woodfield Rd	Detached	4	2	5	\$1,000K	\$1,200K
	581 Greenwood Ave	Semi-Detached	3	2	7	\$679K	\$810K
18 May, 2016	737&1/2 Craven Rd	Semi-Detached	2	2	8	\$539K	\$658K
19 May, 2016	50 Glenside Ave	Detached	3	4	0	\$968K	\$1,203K
	281 Rhodes Ave	Detached	3	5	7	\$749K	\$740K
24 May, 2016	42 Rhodes Ave	Semi-Detached	2	2	7	\$579K	\$625K
25 May, 2016	128 Ashdale Ave	Detached	4	3	16	\$899K	\$950K
26 May, 2016	72 Redwood Ave	Detached	4	4	69	\$979K	\$960K
30 May, 2016	43 Fairford Ave	Semi-Detached	2	2	6	\$599K	\$707K
	45-47 Glenside Ave	Other	8	5	56	\$1,395K	\$1,350K
31 May, 2016	4 Lount St	Semi-Detached	3	3	5	\$700K	\$810K
	252 Greenwood Ave	Other	3	3	15	\$895K	\$965K
1 June, 2016	118 Ashdale Ave	Detached	2	1	8	\$700K	\$775K
	285 Highfield Rd	Townhouse	5	2	0	\$790K	\$790K
2 June, 2016	89 Walpole Ave	Detached	3	1	9	\$600K	\$653K
3 June, 2016	46 Lount St	Semi-Detached	3	3	4	\$625K	\$625K
	88 Monarch Park Ave	Semi-Detached	3	4	3	\$800K	\$1,161K
5 June, 2016	1229 Danforth Ave	Townhouse	3	3	10	\$998K	\$990K
7 June, 2016	347 Ashdale Ave	Detached	3	2	20	\$879K	\$870K
8 June, 2016	133 Ivy Ave	Semi-Detached	2	3	7	\$789K	\$901K
9 June, 2016	65 Highfield Rd	Detached	5	4	8	\$899K	\$1,050K
10 June, 2016	Th10, 96-104 Coxwell Ave	Townhouse	3	3	4	\$780K	\$813K
15 June, 2016	107 Lamb Ave	Semi-Detached	4	1	6	\$674K	\$880K
	293 Greenwood Ave	Semi-Detached	3	3	1	\$649K	\$740K

Data

Month, Day, Year of Sold Date	Address1	Property Type	Bedrooms	Washrooms	Days on the Market	List Price	Sold Price
17 June, 2016	323 Highfield Rd	Townhouse	2	3	38	\$720K	\$706K
21 June, 2016	34 Hertle Ave	Detached	3	3	6	\$1,099K	\$1,615K
	251 Woodfield Rd	Detached	3	2	7	\$749K	\$850K
22 June, 2016	81 Highfield Rd	Detached	1	3	7	\$699K	\$775K
23 June, 2016	40 Monarch Park Ave	Semi-Detached	3	1	17	\$699K	\$670K
	84 Torbrick Rd	Semi-Detached	3	2	8	\$650K	\$770K
24 June, 2016	28 Sandstone Lane	Semi-Detached	4	2	18	\$675K	\$674K
28 June, 2016	190 Coxwell Ave	Detached	4	3	11	\$900K	\$820K
	1451 Queen St E	Townhouse	3	3	6	\$739K	\$805K
29 June, 2016	129 Greenwood Ave	Semi-Detached	3	1	1	\$699K	\$699K
30 June, 2016	112 Ashdale Ave	Semi-Detached	3	3	9	\$699K	\$795K
4 July, 2016	33 Kent Rd	Semi-Detached	4	2	21	\$799K	\$820K
	198 Rhodes Ave	Detached	3	4	17	\$1,100K	\$1,060K
6 July, 2016	14 Minto St	Detached	3	5	6	\$1,390K	\$1,650K
11 July, 2016	46 Fairford Ave	Semi-Detached	3	2	5	\$700K	\$901K
12 July, 2016	16 Hiawatha Rd	Detached	3	4	8	\$950K	\$1,250K
	330 Highfield Rd	Semi-Detached	2	1	6	\$599K	\$744K
15 July, 2016	210 Parkmount Rd	Semi-Detached	3	2	51	\$799K	\$760K
17 July, 2016	102 Monarch Park Ave	Detached	3	3	4	\$999K	\$1,200K
19 July, 2016	19 Unity Rd	Semi-Detached	4	3	2	\$649K	\$820K
	398 Rhodes Ave	Semi-Detached	3	2	7	\$679K	\$775K
20 July, 2016	44 Rhodes Ave	Semi-Detached	3	2	1	\$689K	\$860K
22 July, 2016	1318 Gerrard St E	Semi-Detached	3	2	8	\$600K	\$765K
23 July, 2016	337 Woodfield Rd	Semi-Detached	3	1	1	\$685K	\$795K
24 July, 2016	1319 Gerrard St E	Semi-Detached	3	4	7	\$849K	\$955K
25 July, 2016	24 Richard Ave	Semi-Detached	3	2	4	\$689K	\$872K
	172 Coxwell Ave	Semi-Detached	3	3	10	\$550K	\$665K
	379 Highfield Rd	Semi-Detached	3	3	39	\$769K	\$750K

Data

Month, Day, Year of Sold Date	Address1	Property Type	Bedrooms	Washrooms	Days on the Market	List Price	Sold Price
27 July, 2016	Loft 2, 2B Minto St	Condo	4	2	37	\$1,370K	\$1,339K
8 August, 2016	11 Rhodes Ave	Detached	2	2	6	\$649K	\$800K
	359 Ashdale Ave	Detached	4	1	7	\$600K	\$788K
9 August, 2016	30, 13 Kerr Rd	Townhouse	3	2	6	\$650K	\$640K
10 August, 2016	33 Hertle Ave	Semi-Detached	2	2	15	\$680K	\$630K
	298 Rhodes Ave	Semi-Detached	2	2	14	\$590K	\$530K
13 August, 2016	337 Ashdale Ave	Detached	3	4	6	\$999K	\$1,180K
17 August, 2016	70 Glenside Ave	Detached	3	1	9	\$649K	\$755K
19 August, 2016	351 Greenwood Ave	Townhouse	3	3	10	\$700K	\$700K
22 August, 2016	38 Richard Ave	Semi-Detached	3	2	6	\$649K	\$729K
	Th7, 96-104 Coxwell Ave	Townhouse	3	3	3	\$780K	\$810K
25 August, 2016	1806 Dundas St E	Semi-Detached	3	2	2	\$650K	\$850K
26 August, 2016	116 Rhodes Ave	Semi-Detached	2	1	9	\$539K	\$540K
30 August, 2016	2 Dorothy Bullen Pl	Townhouse	3	3	7	\$700K	\$830K
1 September, 2016	291 Greenwood Ave	Semi-Detached	3	3	3	\$800K	\$800K
6 September, 2016	1296 Gerrard St E	Detached	4	3	0	\$925K	\$925K
	Th2, 96-104 Coxwell Ave	Townhouse	3	3	6	\$818K	\$860K
8 September, 2016	576 Greenwood Ave	Semi-Detached	4	1	0	\$699K	\$816K
9 September, 2016	57 Glenside Ave	Semi-Detached	4	3	13	\$860K	\$920K
14 September, 2016	2 Minto St	Detached	0	0	12	\$699K	\$741K
	314 Coxwell Ave	Semi-Detached	3	2	7	\$399K	\$542K
16 September, 2016	15 Kent Rd	Semi-Detached	3	1	2	\$688K	\$752K
18 September, 2016	Th21, 96-104 Coxwell Ave	Townhouse	2	3	97	\$810K	\$843K
20 September, 2016	75 Kent Rd	Semi-Detached	3	2	7	\$770K	\$855K
	1394 Queen St E	Detached	3	4	7	\$1,250K	\$1,500K
21 September, 2016	79 Woodfield Rd	Detached	2	2	12	\$1,199K	\$1,350K
22 September, 2016	14 Coxwell Ave	Semi-Detached	5	2	10	\$699K	\$844K
26 September, 2016	10 Vancouver Ave	Detached	4	4	6	\$1,499K	\$1,500K

Data

Month, Day, Year of Sold Date	Address1	Property Type	Bedrooms	Washrooms	Days on the Market	List Price	Sold Price
26 September, 2016	71 Leslie St	Detached	3	3	7	\$850K	\$1,065K
	118 Rhodes Ave	Townhouse	2	1	4	\$530K	\$570K
	129 Lamb Ave	Detached	3	3	6	\$999K	\$1,155K
	286 Highfield Rd	Detached	2	2	5	\$699K	\$878K
	527 Craven Rd	Semi-Detached	2	2	24	\$569K	\$698K
	Th15, 96-104 Coxwell Ave	Townhouse	2	3	3	\$774K	\$807K
28 September, 2016	666 Coxwell Ave	Semi-Detached	3	6	16	\$759K	\$797K
30 September, 2016	342 Coxwell Ave	Semi-Detached	3	3	7	\$760K	\$760K
3 October, 2016	797 Craven Rd	Semi-Detached	2	1	11	\$425K	\$451K
4 October, 2016	82 Hertle Ave	Semi-Detached	3	2	5	\$700K	\$730K
	135 Lamb Ave	Semi-Detached	3	2	8	\$749K	\$961K
	202 Hiawatha Rd	Semi-Detached	2	1	6	\$549K	\$621K
5 October, 2016	115 Craven Rd	Townhouse	2	1	6	\$559K	\$613K
	Th3, 96-104 Coxwell Ave	Townhouse	2	3	2	\$780K	\$813K
6 October, 2016	781 Craven Rd	Detached	1	1	17	\$749K	\$722K
11 October, 2016	Th14, 96-104 Coxwell Ave	Townhouse	3	3	32	\$900K	\$938K
16 October, 2016	96 Walpole Ave	Semi-Detached	2	2	4	\$600K	\$655K
	294 Coxwell Ave	Semi-Detached	2	2	4	\$679K	\$850K
17 October, 2016	137 Rhodes Ave	Semi-Detached	2	1	6	\$586K	\$636K
18 October, 2016	12 Kerr Rd	Semi-Detached	3	2	6	\$799K	\$908K
24 October, 2016	28 Felstead Ave	Semi-Detached	3	1	8	\$659K	\$659K
25 October, 2016	146 Rhodes Ave	Detached	2	2	8	\$730K	\$736K
26 October, 2016	255 Hiawatha Rd	Semi-Detached	3	1	7	\$549K	\$600K
29 October, 2016	49 Highfield Rd	Semi-Detached	3	1	5	\$650K	\$746K
1 November, 2016	393 Ashdale Ave	Detached	4	4	7	\$1,188K	\$1,372K
	1316 Queen St E	Semi-Detached	4	3	18	\$895K	\$888K
2 November, 2016	255 Rhodes Ave	Semi-Detached	3	1	8	\$550K	\$711K
4 November, 2016	250 Woodfield Rd	Detached	5	4	4	\$1,400K	\$1,400K

Data

Month, Day, Year of Sold Date	Address1	Property Type	Bedrooms	Washrooms	Days on the Market	List Price	Sold Price
7 November, 2016	588 Rhodes Ave	Semi-Detached	3	2	18	\$719K	\$825K
11 November, 2016	380 Woodfield Rd	Detached	3	4	0	\$1,000K	\$1,225K
15 November, 2016	150 Rhodes Ave	Semi-Detached	3	3	7	\$980K	\$1,072K
16 November, 2016	141 Rhodes Ave	Other	6	4	3	\$949K	\$1,045K
	819 Craven Rd	Semi-Detached	2	1	2	\$455K	\$430K
	1520 Queen St E	Townhouse	3	3	21	\$799K	\$940K
17 November, 2016	442 Rhodes Ave	Detached	2	1	13	\$700K	\$670K
18 November, 2016	152 Rhodes Ave	Semi-Detached	3	3	0	\$1,060K	\$1,060K
20 November, 2016	57 Ashdale Ave	Detached	3	3	3	\$1,388K	\$1,350K
21 November, 2016	92 Walpole Ave	Semi-Detached	2	1	6	\$579K	\$635K
22 November, 2016	37 Hiawatha Rd	Detached	3	2	5	\$750K	\$900K
28 November, 2016	501, 300 Coxwell Ave	Condo	1	1	19	\$269K	\$265K
29 November, 2016	423 Rhodes Ave	Detached	1	2	5	\$500K	\$609K
30 November, 2016	69 Laing St	Semi-Detached	3	2	28	\$656K	\$650K
2 December, 2016	379 Rhodes Ave	Detached	1	2	64	\$939K	\$912K
7 December, 2016	14, 13 Kerr Rd	Townhouse	3	2	23	\$625K	\$617K
	307 Highfield Rd	Semi-Detached	4	3	1	\$729K	\$800K
8 December, 2016	1037 Craven Rd	Detached	3	4	27	\$1,029K	\$960K
9 December, 2016	43 Rhodes Ave	Semi-Detached	2	1	17	\$600K	\$620K
10 December, 2016	100 Hertle Ave	Semi-Detached	3	1	2	\$768K	\$752K
23 December, 2016	32 Valifor Pl	Semi-Detached	3	2	39	\$749K	\$735K
5 January, 2017	257 Greenwood Ave	Detached	3	2	51	\$699K	\$839K
10 January, 2017	179 Rhodes Ave	Semi-Detached	2	2	7	\$550K	\$603K
13 January, 2017	333 Highfield Rd	Semi-Detached	3	1	39	\$635K	\$590K
17 January, 2017	7 Hiawatha Rd	Detached	2	4	5	\$900K	\$1,265K
20 January, 2017	65 Hiawatha Rd	Detached	2	1	2	\$899K	\$1,170K
22 January, 2017	18 Cherry Nook Gdns	Semi-Detached	3	2	3	\$699K	\$745K
24 January, 2017	3 Kent Rd	Semi-Detached	3	1	6	\$650K	\$822K

Data

Month, Day, Year of Sold Date	Address1	Property Type	Bedrooms	Washrooms	Days on the Market	List Price	Sold Price
26 January, 2017	118 Ashdale Ave	Detached	2	1	69	\$935K	\$965K
2 February, 2017	569 Craven Rd	Detached	4	2	5	\$799K	\$785K
6 February, 2017	127 Mountjoy Ave	Semi-Detached	3	2	6	\$799K	\$1,015K
9 February, 2017	69 Craven Rd	Townhouse	2	1	8	\$530K	\$700K
	72 Redwood Ave	Detached	4	4	8	\$980K	\$1,181K
	211 Woodfield Rd	Semi-Detached	3	2	16	\$919K	\$919K
16 February, 2017	481 Rhodes Ave	Townhouse	3	3	3	\$899K	\$1,100K
17 February, 2017	467 Rhodes Ave	Townhouse	3	2	100	\$800K	\$770K
19 February, 2017	1316 Queen St E	Semi-Detached	4	3	4	\$1,059K	\$1,040K
23 February, 2017	267 Craven Rd	Detached	2	1	14	\$700K	\$675K
27 February, 2017	123 Rhodes Ave	Detached	2	2	5	\$699K	\$902K
28 February, 2017	42 Torbrick Rd	Semi-Detached	3	2	5	\$770K	\$968K
	151 Rhodes Ave	Detached	2	2	6	\$750K	\$978K
	179 Craven Rd	Detached	2	3	6	\$899K	\$1,080K
	Th13, 96-104 Coxwell Ave	Townhouse	2	3	26	\$880K	\$875K
1 March, 2017	80A Coxwell Ave	Townhouse	2	2	5	\$480K	\$495K
	295 Highfield Rd	Semi-Detached	3	2	1	\$700K	\$975K
3 March, 2017	149 Parkmount Rd	Semi-Detached	2	1	1	\$629K	\$836K
8 March, 2017	223 Woodfield Rd	Semi-Detached	3	2	6	\$1,000K	\$1,100K
11 March, 2017	2 Cherry Nook Gdns	Detached	3	2	2	\$699K	\$950K
13 March, 2017	122 Parkmount Rd	Semi-Detached	3	3	4	\$700K	\$1,085K
	374 Rhodes Ave	Semi-Detached	2	2	4	\$650K	\$805K
14 March, 2017	184 Parkmount Rd	Semi-Detached	3	2	5	\$700K	\$1,182K
15 March, 2017	49 Rhodes Ave	Detached	2	2	0	\$1,000K	\$1,500K
	195 Ashdale Ave	Semi-Detached	2	1	8	\$729K	\$817K
16 March, 2017	25 Richard Ave	Detached	2	1	9	\$999K	\$993K
20 March, 2017	317 Rhodes Ave	Townhouse	3	2	7	\$728K	\$868K
	870 Eastern Ave	Semi-Detached	3	3	9	\$770K	\$801K

Data

Month, Day, Year of Sold Date	Address1	Property Type	Bedrooms	Washrooms	Days on the Market	List Price	Sold Price
22 March, 2017	81 Kent Rd	Semi-Detached	3	1	7	\$625K	\$842K
23 March, 2017	515, 1190 Dundas St E	Condo	1	1	3	\$549K	\$549K
27 March, 2017	472 Rhodes Ave	Semi-Detached	4	3	6	\$849K	\$1,010K
28 March, 2017	1011 Craven Rd	Detached	3	3	7	\$779K	\$1,003K
30 March, 2017	40 Fairford Ave	Semi-Detached	3	1	2	\$749K	\$838K
	76 Ashdale Ave	Semi-Detached	2	2	2	\$660K	\$832K
31 March, 2017	372 Rhodes Ave	Semi-Detached	2	2	3	\$750K	\$902K
3 April, 2017	4 Woodfield Rd	Semi-Detached	3	2	5	\$875K	\$900K
	96 Gillard Ave	Semi-Detached	3	2	7	\$699K	\$1,185K
4 April, 2017	4 Felstead Ave	Semi-Detached	3	2	7	\$689K	\$853K
	247 Rhodes Ave	Semi-Detached	3	2	8	\$850K	\$1,163K
5 April, 2017	8, 1321 Gerrard St E	Townhouse	2	2	4	\$740K	\$785K
10 April, 2017	21 Ashdale Ave	Detached	3	1	10	\$750K	\$1,120K
	151 Craven Rd	Detached	3	4	11	\$899K	\$1,000K
	709 Craven Rd	Semi-Detached	2	1	6	\$629K	\$752K
14 April, 2017	81 Redwood Ave	Semi-Detached	4	3	8	\$849K	\$904K
19 April, 2017	38 Connaught Ave	Semi-Detached	3	2	8	\$799K	\$880K
	762 Rhodes Ave	Townhouse	3	2	0	\$799K	\$1,000K
26 April, 2017	14 Rhodes Ave	Semi-Detached	2	1	13	\$800K	\$788K
28 April, 2017	84 Kent Rd	Semi-Detached	3	2	11	\$778K	\$895K
30 April, 2017	8, 13 Kerr Rd	Townhouse	3	2	11	\$690K	\$801K
	38 Woodfield Rd	Semi-Detached	3	3	6	\$998K	\$1,250K
1 May, 2017	447 Ashdale Ave	Semi-Detached	3	2	6	\$800K	\$902K
2 May, 2017	78 Hiawatha Rd	Semi-Detached	3	1	6	\$749K	\$993K
4 May, 2017	1788 Dundas St E	Semi-Detached	4	4	9	\$999K	\$1,370K
5 May, 2017	103 Kent Rd	Semi-Detached	3	1	3	\$699K	\$839K
8 May, 2017	27 Mountnoel Ave	Semi-Detached	3	3	6	\$800K	\$1,289K
	46 Coxwell Ave	Detached	3	1	6	\$679K	\$781K

Data

Month, Day, Year of Sold Date	Address1	Property Type	Bedrooms	Washrooms	Days on the Market	List Price	Sold Price
9 May, 2017	69 Lamb Ave	Semi-Detached	4	2	1	\$999K	\$1,042K
	283 Highfield Rd	Townhouse	4	4	7	\$949K	\$1,090K
10 May, 2017	781 Craven Rd	Detached	1	1	16	\$699K	\$820K
	Loft 6, 2B Minto St	Condo	0	1	7	\$349K	\$375K
11 May, 2017	69 Woodfield Rd	Semi-Detached	3	2	7	\$750K	\$870K
	393 Woodfield Rd, Toronto	Detached	2	2	1	\$770K	\$750K
16 May, 2017	11 Craven Rd	Detached	2	1	6	\$589K	\$570K
	12 Billings Ave	Semi-Detached	3	2	6	\$859K	\$985K
	15 Mountjoy Ave	Detached	3	2	6	\$900K	\$1,088K
	332 Woodfield Rd	Detached	1	2	8	\$650K	\$730K
19 May, 2017	217 Ashdale Ave	Semi-Detached	3	1	15	\$719K	\$710K
20 May, 2017	43 Leslie St	Townhouse	3	2	1	\$998K	\$975K
23 May, 2017	110 Walpole Ave	Semi-Detached	3	2	7	\$670K	\$751K
30 May, 2017	23 Valifor Pl	Semi-Detached	3	2	1	\$788K	\$788K
	29 Mountjoy Ave	Semi-Detached	3	2	7	\$749K	\$865K
	68 Kent Rd	Semi-Detached	2	2	8	\$699K	\$780K
	166 Rhodes Ave	Semi-Detached	2	1	15	\$600K	\$530K
	362 Highfield Rd	Semi-Detached	3	2	12	\$699K	\$749K
	31 May, 2017	328 Highfield Rd	Detached	2	2	5	\$779K
1 June, 2017	403 Craven Rd	Detached	1	2	9	\$636K	\$636K
2 June, 2017	268 Ashdale Ave	Semi-Detached	4	4	18	\$1,029K	\$965K
5 June, 2017	344 Highfield Rd	Semi-Detached	2	2	13	\$529K	\$545K
6 June, 2017	1505 Danforth Ave	Townhouse	3	3	29	\$850K	\$938K
8 June, 2017	81 Billings Ave	Semi-Detached	4	2	20	\$749K	\$720K
	200 Ashdale Ave	Detached	4	3	6	\$990K	\$1,020K
	409, 300 Coxwell Ave	Condo	1	1	6	\$250K	\$282K
9 June, 2017	34 Sandstone Lane	Semi-Detached	3	2	14	\$735K	\$725K
	680 Rhodes Ave	Semi-Detached	2	1	14	\$698K	\$730K

Data

Month, Day, Year of Sold Date	Address1	Property Type	Bedrooms	Washrooms	Days on the Market	List Price	Sold Price
11 June, 2017	383A Rhodes Ave	Semi-Detached	2	2	4	\$630K	\$700K
14 June, 2017	98 Highfield Rd	Semi-Detached	3	2	8	\$679K	\$751K
	314 Coxwell Ave	Semi-Detached	3	2	7	\$800K	\$850K
16 June, 2017	38 Kerr Rd	Semi-Detached	3	1	1	\$730K	\$800K
	209, 300 Coxwell Ave	Condo	1	1	2	\$249K	\$257K
19 June, 2017	79 Monarch Park Ave	Semi-Detached	3	2	4	\$1,000K	\$1,050K
20 June, 2017	152 Parkmount Rd	Detached	3	2	8	\$899K	\$1,027K
23 June, 2017	113 Parkmount Rd	Detached	2	2	17	\$1,139K	\$1,120K
25 June, 2017	251 Highfield Rd	Semi-Detached	3	2	61	\$750K	\$750K
26 June, 2017	69 Leslie St	Townhouse	3	1	28	\$550K	\$500K
27 June, 2017	254 Highfield Rd	Detached	3	3	8	\$829K	\$920K
	459 Ashdale Ave	Semi-Detached	3	1	7	\$700K	\$845K
28 June, 2017	118 Torbrick Rd	Townhouse	3	3	36	\$650K	\$675K
29 June, 2017	226 Rhodes Ave	Detached	4	3	38	\$1,399K	\$1,270K
4 July, 2017	36 Lount St	Semi-Detached	3	2	48	\$740K	\$710K
	94 Redwood Ave	Detached	3	2	25	\$880K	\$887K
6 July, 2017	19 Sandstone Lane	Semi-Detached	2	2	33	\$720K	\$715K
	407 Craven Rd	Detached	1	1	20	\$580K	\$580K
8 July, 2017	6 Felstead Ave	Townhouse	3	2	2	\$849K	\$860K
11 July, 2017	74 Hertle Ave	Semi-Detached	3	1	6	\$700K	\$805K
	1716 Dundas St E	Semi-Detached	3	2	7	\$800K	\$830K
18 July, 2017	199 Ashdale Ave	Semi-Detached	3	2	6	\$1,149K	\$1,125K
19 July, 2017	17 Hertle Ave	Semi-Detached	3	3	13	\$900K	\$865K
	1564 Queen St E	Other	3	4	50	\$1,099K	\$965K
26 July, 2017	98 Hertle Ave	Semi-Detached	3	2	22	\$998K	\$975K
29 July, 2017	58 Redwood Ave	Detached	3	2	23	\$1,049K	\$1,015K
6 August, 2017	605 Craven Rd	Detached	2	1	11	\$746K	\$735K
9 August, 2017	1 Fairford Ave	Other	4	3	15	\$1,190K	\$1,180K

Data

Month, Day, Year of Sold Date	Address1	Property Type	Bedrooms	Washrooms	Days on the Market	List Price	Sold Price
14 August, 2017	118 Mountjoy Ave	Semi-Detached	3	2	5	\$900K	\$1,040K
15 August, 2017	468 Rhodes Ave	Semi-Detached	2	2	8	\$649K	\$680K
19 August, 2017	50 Glenside Ave	Detached	3	4	26	\$1,299K	\$1,238K
22 August, 2017	261 Ashdale Ave	Semi-Detached	3	2	49	\$959K	\$935K
24 August, 2017	1129 Craven Rd	Detached	2	1	2	\$488K	\$751K
27 August, 2017	42 Coxwell Ave	Semi-Detached	3	2	5	\$810K	\$841K
30 August, 2017	273 Hiawatha Rd	Semi-Detached	4	3	9	\$999K	\$978K
1 September, 2017	324 Woodfield Rd	Semi-Detached	2	2	45	\$618K	\$588K
8 September, 2017	457 Woodfield Rd	Other	4	3	42	\$1,048K	\$1,035K
12 September, 2017	37 Craven Rd	Townhouse	2	1	6	\$470K	\$436K
	80B Coxwell Ave	Townhouse	2	2	29	\$530K	\$530K
14 September, 2017	445 Woodfield Rd	Semi-Detached	2	2	6	\$630K	\$645K
15 September, 2017	269 Woodfield Rd	Detached	3	2	10	\$924K	\$925K
18 September, 2017	102 Gillard Ave	Semi-Detached	3	2	5	\$760K	\$820K
	257 Highfield Rd	Semi-Detached	3	2	12	\$750K	\$730K
19 September, 2017	9 Hiawatha Rd	Semi-Detached	2	2	7	\$829K	\$1,050K
	51 Hertle Ave	Semi-Detached	3	2	6	\$875K	\$900K
21 September, 2017	221 Greenwood Ave	Semi-Detached	3	2	1	\$799K	\$938K
22 September, 2017	40 Monarch Park Ave	Semi-Detached	3	4	9	\$1,079K	\$1,025K
28 September, 2017	3 Lamb Ave	Semi-Detached	2	3	23	\$1,199K	\$1,180K
2 October, 2017	392 Coxwell Ave	Detached	2	2	7	\$629K	\$680K
4 October, 2017	298 Highfield Rd	Detached	3	2	2	\$989K	\$989K
5 October, 2017	1169 Craven Rd	Townhouse	3	3	7	\$900K	\$878K
6 October, 2017	7 Kerr Rd	Semi-Detached	3	1	2	\$699K	\$740K
	26 Glenside Ave	Detached	2	2	11	\$719K	\$695K
7 October, 2017	3 Rhodes Ave	Detached	3	3	18	\$1,149K	\$1,123K
	563 Greenwood Ave	Semi-Detached	3	3	9	\$849K	\$865K
12 October, 2017	42 Unity Rd	Semi-Detached	3	2	1	\$800K	\$926K

Data

Month, Day, Year of Sold Date	Address1	Property Type	Bedrooms	Washrooms	Days on the Market	List Price	Sold Price
13 October, 2017	268 Woodfield Rd	Semi-Detached	3	2	25	\$748K	\$726K
15 October, 2017	599 Craven Rd	Detached	3	2	12	\$680K	\$647K
20 October, 2017	233 Rhodes Ave	Detached	4	4	8	\$1,299K	\$1,455K
24 October, 2017	28 Mountalan Ave	Semi-Detached	2	2	7	\$640K	\$710K
26 October, 2017	24 Glenside Ave	Detached	2	2	10	\$760K	\$750K
	318 Rhodes Ave	Detached	3	3	51	\$869K	\$820K
27 October, 2017	25 Brick Crt	Townhouse	3	3	9	\$989K	\$990K
	78 Rhodes Ave	Detached	3	2	29	\$819K	\$785K
28 October, 2017	1381 Queen St E	Detached	4	5	53	\$1,559K	\$1,500K
1 November, 2017	404 Rhodes Ave	Semi-Detached	3	2	2	\$699K	\$825K
4 November, 2017	389 Ashdale Ave	Semi-Detached	3	2	2	\$749K	\$902K
5 November, 2017	48 Redwood Ave	Detached	3	2	4	\$849K	\$845K
6 November, 2017	18 Minto St	Semi-Detached	4	4	7	\$989K	\$1,051K
	129 Woodfield Rd	Detached	3	3	5	\$899K	\$1,100K
7 November, 2017	237 Highfield Rd	Semi-Detached	2	1	6	\$650K	\$690K
14 November, 2017	249 Ashdale Ave	Semi-Detached	3	2	8	\$830K	\$845K
	739 Craven Rd	Semi-Detached	2	2	5	\$729K	\$710K
17 November, 2017	22 Brick Crt	Townhouse	3	3	9	\$1,150K	\$1,151K
	24 Brick Crt	Other		0	9	\$100K	\$24K
	152 Parkmount Rd	Detached	3	3	11	\$988K	\$1,356K
19 November, 2017	16 Glenside Ave	Detached	2	2	5	\$740K	\$750K
20 November, 2017	244 Ashdale Ave	Detached	3	3	7	\$1,050K	\$1,040K
21 November, 2017	215 Craven Rd	Detached	1	2	10	\$690K	\$718K
22 November, 2017	5 Vancouver Ave	Semi-Detached	2	2	6	\$699K	\$820K
	96 Hertle Ave	Semi-Detached	3	3	71	\$750K	\$775K
23 November, 2017	82 Hertle Ave	Semi-Detached	3	2	9	\$979K	\$1,005K
25 November, 2017	28 Mountnoel Ave	Semi-Detached	3	2	2	\$750K	\$1,016K
26 November, 2017	19 Unity Rd	Semi-Detached	4	3	3	\$799K	\$945K

Data

Month, Day, Year of Sold Date	Address1	Property Type	Bedrooms	Washrooms	Days on the Market	List Price	Sold Price
27 November, 2017	655 Rhodes Ave	Semi-Detached	2	1	7	\$749K	\$832K
28 November, 2017	39 Woodfield Rd	Detached	3	2	5	\$989K	\$1,256K
	314 Highfield Rd	Semi-Detached	2	1	8	\$600K	\$635K
29 November, 2017	6 Mountjoy Ave	Semi-Detached	3	2	8	\$779K	\$825K
	421 Craven Rd	Detached	2	2	19	\$950K	\$945K
30 November, 2017	223/225 Hiawatha Rd	Semi-Detached	4	3	51	\$1,499K	\$1,499K
5 December, 2017	466 Rhodes Ave	Semi-Detached	2	1	8	\$579K	\$650K
8 December, 2017	1 Hiawatha Rd	Detached	4	4	3	\$1,350K	\$1,445K
9 December, 2017	327 Highfield Rd	Detached	3	4	3	\$1,000K	\$1,327K
12 December, 2017	90 Knox Ave	Semi-Detached	2	2	8	\$825K	\$902K
	1717 Dundas St E	Semi-Detached	3	2	5	\$749K	\$998K
15 December, 2017	69 Woodfield Rd	Semi-Detached	4	4	1	\$1,349K	\$1,700K
	329 Craven Rd	Detached	1	2	1	\$579K	\$650K
16 December, 2017	507 Greenwood Ave	Semi-Detached	2	2	9	\$589K	\$625K
21 December, 2017	443 Ashdale Ave	Semi-Detached	3	1	9	\$799K	\$850K
23 December, 2017	254 Ashdale Ave	Detached	3	1	7	\$898K	\$900K
29 December, 2017	325 Greenwood Ave	Detached	3	1	56	\$775K	\$755K
31 December, 2017	1392 Queen St E	Detached	6	2	24	\$1,380K	\$1,243K
14 January, 2018	37 Kent Rd	Semi-Detached	3	3	26	\$1,000K	\$980K
15 January, 2018	220 Ashdale Ave	Detached	4	2	42	\$1,648K	\$1,583K
	358 Coxwell Ave	Semi-Detached	3	2	10	\$499K	\$618K
16 January, 2018	25 Kent Rd	Semi-Detached	2	2	7	\$829K	\$947K
23 January, 2018	204 Parkmount Rd	Semi-Detached	3	2	7	\$749K	\$916K
11 February, 2018	281 Rhodes Ave	Detached	4	5	8	\$1,260K	\$1,585K
12 February, 2018	8 Monarch Park Ave	Semi-Detached	3	2	5	\$750K	\$1,005K
	58 Rhodes Ave	Detached	4	3	6	\$999K	\$1,250K
13 February, 2018	35 Ashdale Ave	Detached	3	4	6	\$1,198K	\$1,400K
	447 Woodfield Rd	Semi-Detached	2	1	6	\$550K	\$592K

Data

Month, Day, Year of Sold Date	Address1	Property Type	Bedrooms	Washrooms	Days on the Market	List Price	Sold Price
14 February, 2018	25 Ashdale Ave	Detached	3	4	15	\$1,058K	\$1,008K
15 February, 2018	107 Kent Rd	Semi-Detached	3	2	1	\$945K	\$940K
	193 Rhodes Ave	Detached	2	1	1	\$699K	\$875K
16 February, 2018	201 Parkmount Rd	Semi-Detached	3	1	1	\$900K	\$969K
	263 Woodfield Rd	Semi-Detached	4	3	17	\$949K	\$1,090K
20 February, 2018	16 Valifor Pl	Semi-Detached	3	2	7	\$850K	\$985K
1 March, 2018	108 Knox Ave	Detached	2	2	2	\$800K	\$967K
4 March, 2018	267 Craven Rd	Detached	2	1	31	\$649K	\$645K
5 March, 2018	831 Craven Rd	Semi-Detached	2	1	7	\$579K	\$616K
6 March, 2018	162 Rhodes Ave	Detached	2	2	7	\$627K	\$761K
	664 Rhodes Ave	Detached	3	1	8	\$599K	\$844K
	680 Coxwell Ave	Semi-Detached	3	1	1	\$645K	\$600K
16 March, 2018	127 Ashdale Ave	Detached	2	1	4	\$899K	\$875K
20 March, 2018	89 Rhodes Ave	Detached	4	5	7	\$1,299K	\$1,667K
	649 Rhodes Ave	Semi-Detached	2	4	6	\$799K	\$935K
25 March, 2018	46 Monarch Park Ave	Semi-Detached	3	1	12	\$599K	\$785K
26 March, 2018	169 Rhodes Ave	Semi-Detached	3	1	7	\$699K	\$870K
28 March, 2018	9 Lount St	Semi-Detached	3	3	8	\$769K	\$874K
29 March, 2018	15 Quarry Crt	Semi-Detached	3	3	7	\$799K	\$900K
	166 Rhodes Ave	Semi-Detached	2	1	8	\$629K	\$730K