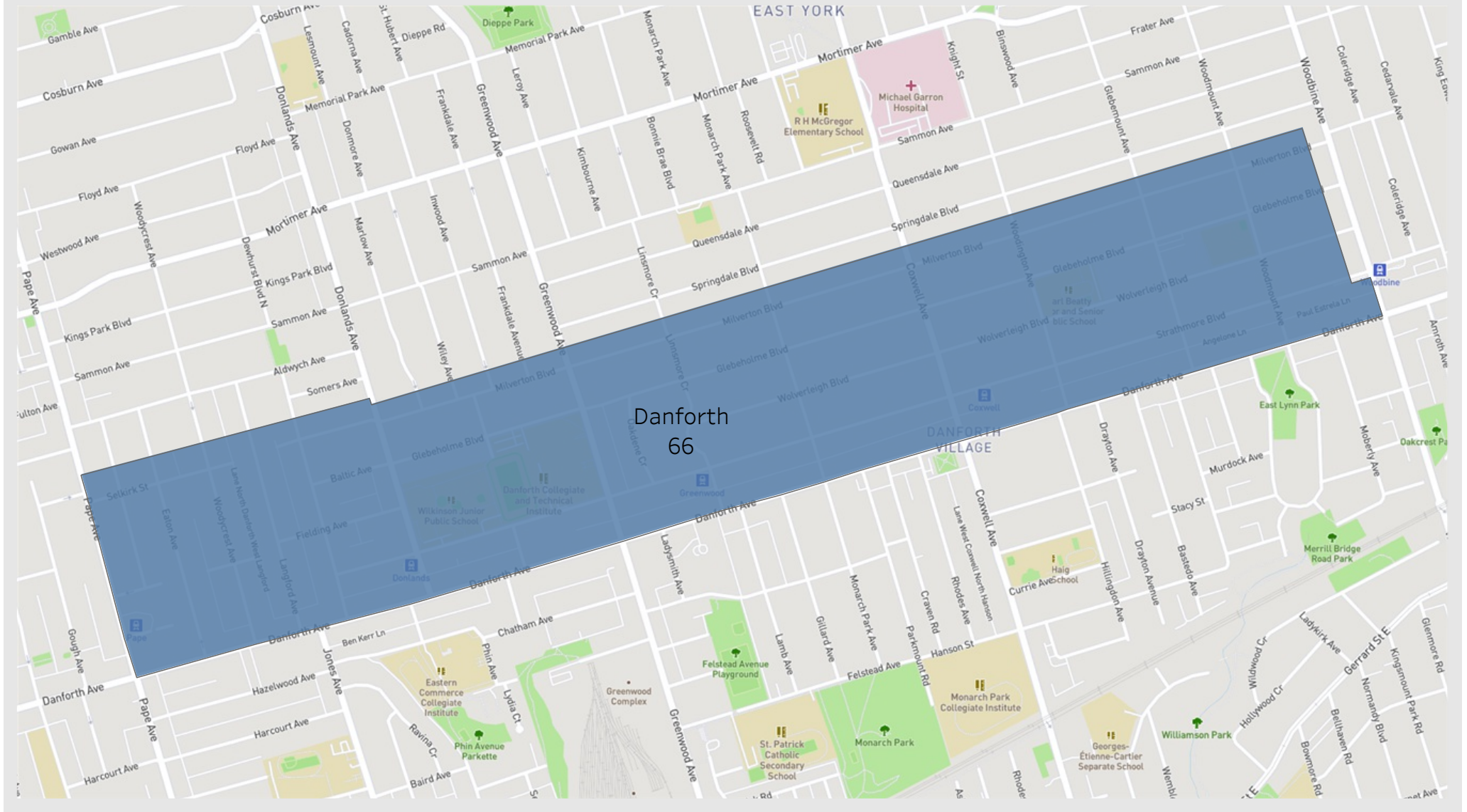
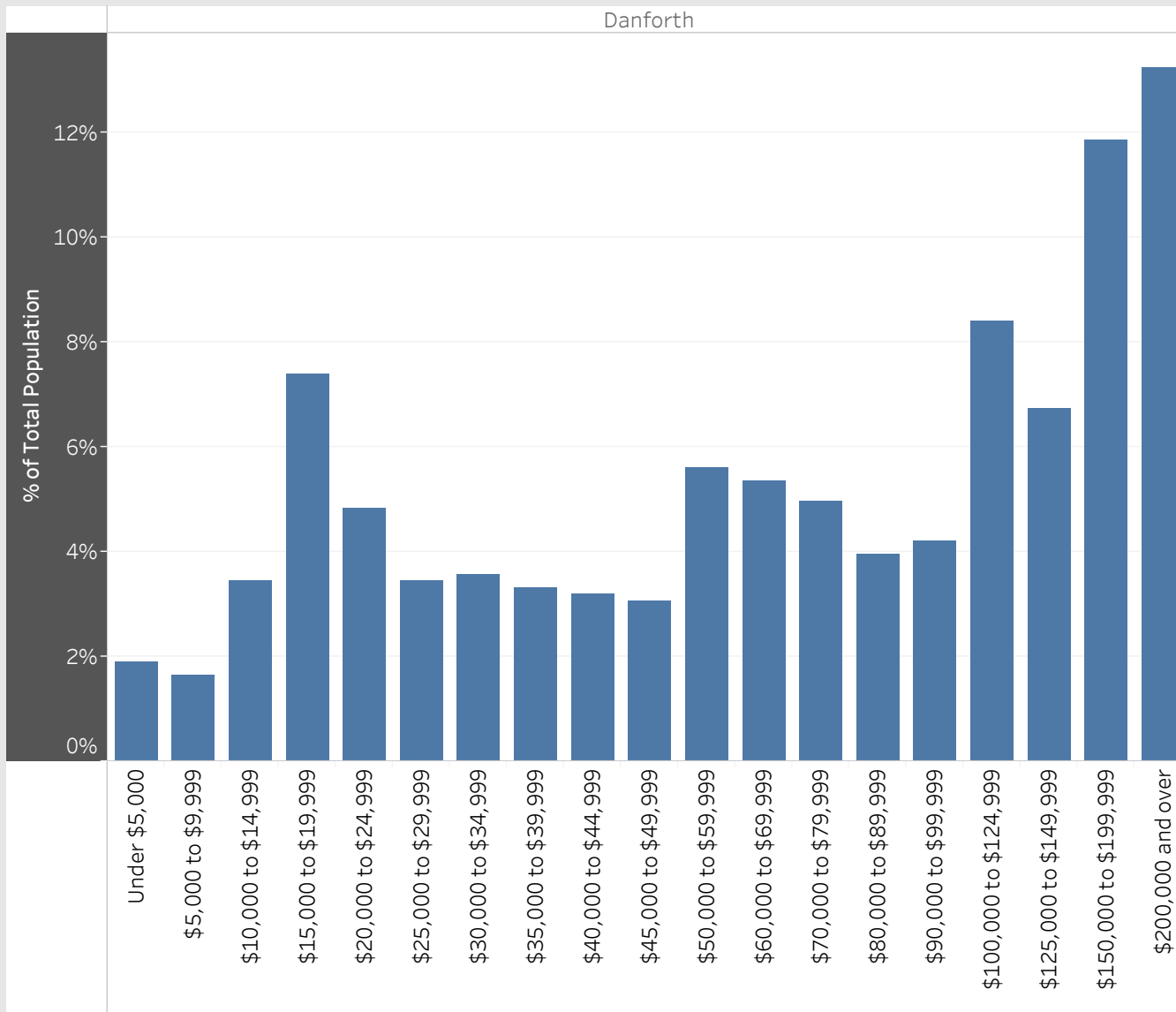


Danforth
Neighbourhood Breakdown
July 1st, 2015 - March 31st, 2018

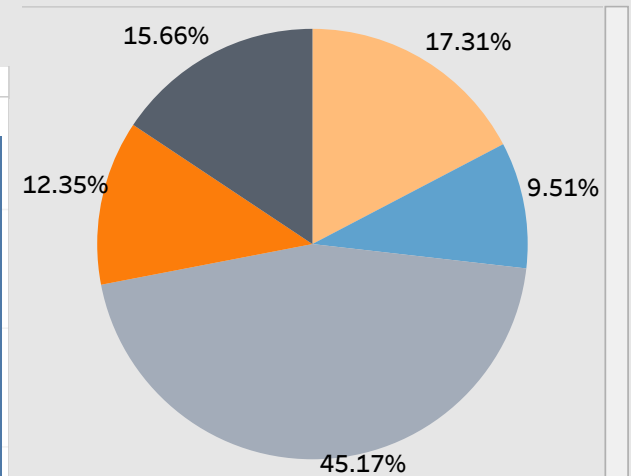


2016 StatsCan Data

Household Income in Danforth



Age

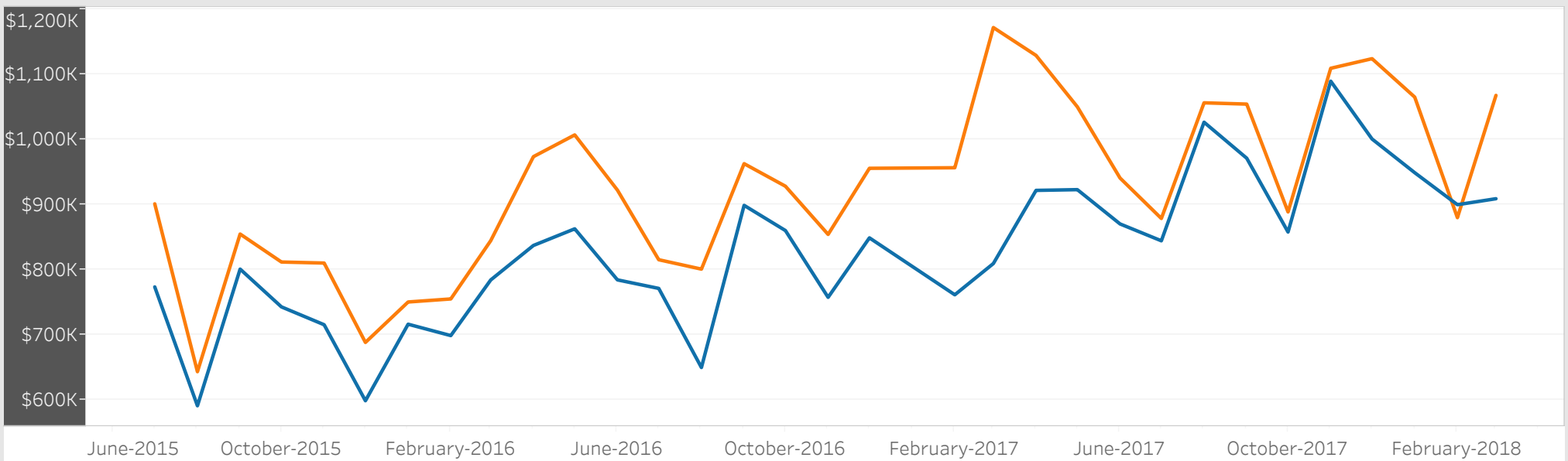


- Children (0-14 years)
- Youth (15-24 years)
- Working Age (25-54 years)
- Pre-retirement (55-64 years)
- Seniors (65+ years)

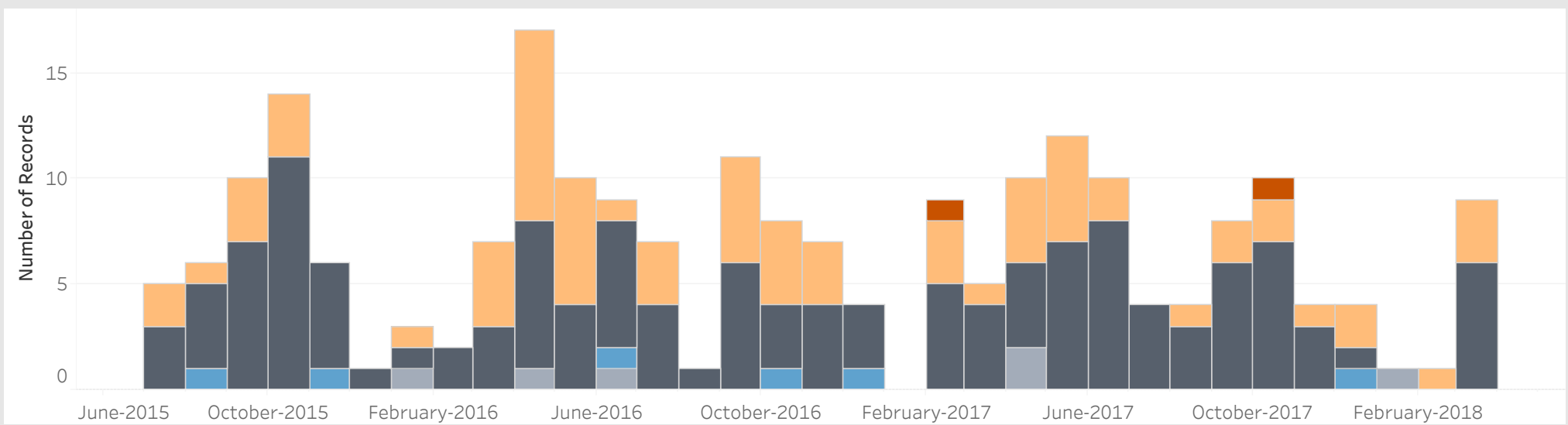
Visible Minorities

Not a visible minority	74.14%
Chinese	8.55%
South Asian	7.35%
Black	3.55%
Multiple visible minorities	1.25%
Filipino	0.94%
Japanese	0.94%
Latin American	0.89%
Korean	0.68%
Southeast Asian	0.68%
Visible minority; n.i.e.	0.47%
West Asian	0.31%
Arab	0.26%

Average Sold Price vs. Average Ask Price in Danforth



Properties Sold in Danforth by Month



Data

Month, Day, Year of Sold Date	Address1	Property Type	Bedrooms	Washrooms	Days on the Market	List Price	Sold Price
13 July, 2015	36 Milverton Blvd, Toronto	Semi-Detached	2	2	6	\$600K	\$665K
	132 Glebeholme Blvd, Toronto	Semi-Detached	3	2	7	\$800K	\$886K
15 July, 2015	112 Glebemount Ave, Toronto	Detached	3	2	19	\$830K	\$820K
18 July, 2015	515 Glebeholme Blvd, Toronto	Semi-Detached	3	3	3	\$650K	\$835K
23 July, 2015	109 Eaton Ave, Toronto	Detached	3	2	2	\$989K	\$1,300K
10 August, 2015	23 Rosevear Ave, Toronto	Detached	3	2	1	\$599K	\$675K
11 August, 2015	1, 414 Dawes Rd, Toronto	Townhouse	4	2	21	\$290K	\$290K
	28 Baltic Ave, Toronto	Semi-Detached	3	1	9	\$600K	\$662K
19 August, 2015	370 Glebeholme Blvd, Toronto	Semi-Detached	3	2	16	\$640K	\$760K
24 August, 2015	157 Milverton Blvd, Toronto	Semi-Detached	3	2	6	\$730K	\$862K
25 August, 2015	22 Fielding Ave, Toronto	Semi-Detached	3	2	20	\$689K	\$612K
14 September, 2015	52 Muriel Ave, Toronto	Semi-Detached	3	2	6	\$749K	\$799K
	223 Glebeholme Blvd, Toronto	Detached	3	2	6	\$899K	\$1,000K
16 September, 2015	31 Fielding Ave, Toronto	Semi-Detached	3	2	7	\$780K	\$879K
18 September, 2015	12 Milverton Blvd, Toronto	Semi-Detached	4	3	8	\$800K	\$761K
20 September, 2015	617 Milverton Blvd, Toronto	Semi-Detached	3	2	7	\$660K	\$703K
21 September, 2015	1 Frankdale Ave, Toronto	Semi-Detached	3	3	6	\$649K	\$675K
	75 Linnsmore Cres, Toronto	Detached	3	2	6	\$800K	\$810K
22 September, 2015	96 Dewhurst Blvd, Toronto	Semi-Detached	3	3	7	\$875K	\$1,015K
	218 Milverton Blvd, Toronto	Semi-Detached	3	2	2	\$799K	\$892K
28 September, 2015	255 Strathmore Blvd, Toronto	Detached	4	4	7	\$1,000K	\$1,015K
5 October, 2015	98 Eaton Ave, Toronto	Semi-Detached	3	3	6	\$800K	\$1,018K
	101 Linnsmore Cres, Toronto	Semi-Detached	3	1	6	\$600K	\$699K
	155 Monarch Park Ave, Toronto	Semi-Detached	3	2	7	\$549K	\$656K
	1070 Woodbine Ave, Toronto	Semi-Detached	3	2	27	\$694K	\$713K
6 October, 2015	66 Eaton Ave, Toronto	Detached	3	3	6	\$1,100K	\$1,165K
7 October, 2015	40 Glebemount Ave, Toronto	Semi-Detached	4	2	10	\$750K	\$740K
15 October, 2015	11 Lipton Ave, Toronto	Semi-Detached	3	2	16	\$699K	\$683K

Data

Month, Day, Year of Sold Date	Address1	Property Type	Bedrooms	Washrooms	Days on the Market	List Price	Sold Price
15 October, 2015	694 Milverton Blvd, Toronto	Semi-Detached	2	1	17	\$629K	\$620K
20 October, 2015	257 Strathmore Blvd, Toronto	Semi-Detached	3	2	6	\$710K	\$818K
25 October, 2015	58 Woodington Ave, Toronto	Semi-Detached	3	2	6	\$649K	\$721K
	108 Dewhurst Blvd, Toronto	Detached	3	4	6	\$975K	\$1,165K
27 October, 2015	3 Oakdene Cres, Toronto	Detached	4	3	7	\$749K	\$810K
	693 Greenwood Ave, Toronto	Semi-Detached	3	3	6	\$799K	\$800K
30 October, 2015	48 Glebemount Ave, Toronto	Semi-Detached	3	2	2	\$700K	\$760K
1 November, 2015	30 Dewhurst Blvd, Toronto	Semi-Detached	3	2	7	\$849K	\$905K
2 November, 2015	79 Woodington Ave, Toronto	Semi-Detached	3	2	7	\$699K	\$796K
8 November, 2015	97 Donlands Ave, Toronto	Semi-Detached	4	3	4	\$769K	\$775K
22 November, 2015	490 Strathmore Blvd, Toronto	Semi-Detached	3	2	10	\$599K	\$675K
29 November, 2015	632 Glebeholme Blvd, Toronto	Semi-Detached	3	2	6	\$649K	\$846K
30 November, 2015	15 Milverton Blvd, Toronto	Townhouse	3	2	6	\$729K	\$865K
15 December, 2015	374 Milverton Blvd, Toronto	Semi-Detached	4	2	6	\$599K	\$689K
12 January, 2016	141 Monarch Park Ave, Toronto	Other	4	3	8	\$850K	\$850K
22 January, 2016	773 Pape Ave	Detached	3	3	32	\$700K	\$720K
25 January, 2016	106 Woodmount Ave	Semi-Detached	3	2	6	\$600K	\$682K
9 February, 2016	682 Milverton Blvd	Semi-Detached	3	1	7	\$699K	\$700K
25 February, 2016	587 Pape Ave	Semi-Detached	3	3	9	\$699K	\$811K
1 March, 2016	509 Strathmore Blvd	Semi-Detached	3	2	10	\$699K	\$730K
4 March, 2016	88 Coleridge Ave	Detached	2	1	10	\$615K	\$605K
	377 Strathmore Blvd	Detached	2	2	8	\$790K	\$790K
7 March, 2016	88 Linnsmore Cres	Semi-Detached	3	2	5	\$689K	\$823K
	314 Strathmore Blvd	Detached	3	2	6	\$729K	\$990K
	680 Milverton Blvd	Semi-Detached	3	3	6	\$719K	\$775K
10 March, 2016	18 Crestland Ave	Detached	4	4	64	\$1,250K	\$1,200K
4 April, 2016	38 Oakdene Cres	Detached	3	2	5	\$825K	\$961K
5 April, 2016	32 Woodycrest Ave	Detached	4	4	6	\$1,399K	\$1,686K

Data

Month, Day, Year of Sold Date	Address1	Property Type	Bedrooms	Washrooms	Days on the Market	List Price	Sold Price
5 April, 2016	141 Dewhurst Blvd	Detached	3	2	6	\$899K	\$1,075K
6 April, 2016	244 Milverton Blvd	Semi-Detached	3	2	7	\$729K	\$886K
8 April, 2016	53 Langford Ave	Semi-Detached	4	2	3	\$999K	\$1,205K
9 April, 2016	720 Coxwell Ave	Detached	3	5	4	\$1,139K	\$1,120K
11 April, 2016	232 Milverton Blvd	Semi-Detached	3	2	6	\$700K	\$868K
12 April, 2016	54 Eaton Ave	Detached	3	4	7	\$999K	\$1,156K
	93 Gledhill Ave	Detached	2	2	6	\$690K	\$831K
13 April, 2016	95 Donlands Ave	Semi-Detached	3	2	8	\$650K	\$711K
	99 Strathmore Blvd	Semi-Detached	3	3	9	\$599K	\$685K
15 April, 2016	148 Glebeholme Blvd	Detached	5	2	3	\$980K	\$1,043K
18 April, 2016	84 Langford Ave	Semi-Detached	3	1	5	\$729K	\$850K
21 April, 2016	22 Woodington Ave	Detached	3	2	1	\$649K	\$807K
26 April, 2016	53 Woodycrest Ave	Other	4	2	8	\$700K	\$989K
27 April, 2016	280 Wolverleigh Blvd	Detached	3	2	5	\$699K	\$820K
30 April, 2016	691 Greenwood Ave	Semi-Detached	4	5	16	\$850K	\$860K
3 May, 2016	1033 Woodbine Ave	Detached	4	5	20	\$1,185K	\$1,153K
6 May, 2016	286 Milverton Blvd	Semi-Detached	3	1	2	\$689K	\$860K
7 May, 2016	70 Linnsmore Cres	Detached	3	2	5	\$840K	\$1,000K
	1012 Woodbine Ave	Semi-Detached	3	3	3	\$650K	\$765K
10 May, 2016	19 Linnsmore Cres	Detached	3	3	7	\$989K	\$1,331K
12 May, 2016	522 Strathmore Blvd	Detached	3	2	3	\$849K	\$870K
17 May, 2016	95 Wolverleigh Blvd	Semi-Detached	3	3	7	\$829K	\$1,100K
20 May, 2016	636 Glebeholme Blvd	Semi-Detached	3	2	3	\$700K	\$910K
31 May, 2016	22 Woodycrest Ave	Detached	5	3	6	\$1,199K	\$1,281K
	127 Dewhurst Blvd	Detached	3	1	7	\$699K	\$800K
2 June, 2016	89 Woodington Ave	Semi-Detached	3	3	7	\$800K	\$968K
6 June, 2016	124 Dewhurst Blvd	Semi-Detached	2	2	3	\$680K	\$815K
10 June, 2016	72 Donlands Ave	Townhouse	3	2	3	\$675K	\$800K

Data

Month, Day, Year of Sold Date	Address1	Property Type	Bedrooms	Washrooms	Days on the Market	List Price	Sold Price
24 June, 2016	130 Wolverleigh Blvd	Semi-Detached	3	2	4	\$699K	\$840K
25 June, 2016	10 Strathmore Blvd	Semi-Detached	4	2	4	\$750K	\$925K
	42 Muriel Ave	Semi-Detached	4	2	1	\$649K	\$720K
27 June, 2016	665 Greenwood Ave	Detached	3	2	18	\$789K	\$845K
28 June, 2016	490 Strathmore Blvd	Semi-Detached	3	4	6	\$829K	\$983K
29 June, 2016	88 Dewhurst Blvd	Other	3	5	7	\$1,190K	\$1,405K
2 July, 2016	309 Strathmore Blvd	Detached	3	2	3	\$1,095K	\$1,050K
11 July, 2016	296 Milverton Blvd	Semi-Detached	3	2	6	\$699K	\$912K
17 July, 2016	2 Strathmore Blvd	Semi-Detached	3	3	6	\$760K	\$875K
19 July, 2016	152 Dawes Rd	Detached	2	2	6	\$540K	\$645K
20 July, 2016	369 Milverton Blvd	Semi-Detached	3	2	6	\$929K	\$906K
21 July, 2016	13 Eastdale Ave	Semi-Detached	2	1	1	\$528K	\$525K
24 July, 2016	508 Main St	Detached	3	3	13	\$849K	\$795K
22 August, 2016	55 Woodmount Ave	Semi-Detached	3	2	7	\$650K	\$801K
2 September, 2016	139 Wolverleigh Blvd	Detached	3	3	36	\$979K	\$920K
3 September, 2016	145 Milverton Blvd	Semi-Detached	3	1	10	\$729K	\$729K
6 September, 2016	94 Cedarcrest Blvd	Detached	2	2	5	\$650K	\$718K
11 September, 2016	238 Milverton Blvd	Semi-Detached	3	3	4	\$900K	\$1,100K
20 September, 2016	31 Baltic Ave	Semi-Detached	3	3	7	\$799K	\$1,080K
24 September, 2016	23 Eaton Ave N	Detached	4	5	12	\$1,488K	\$1,470K
	24 Eaton Ave	Semi-Detached	3	2	1	\$815K	\$840K
25 September, 2016	1054 Woodbine Ave	Semi-Detached	3	2	23	\$700K	\$678K
26 September, 2016	897 Greenwood Ave	Semi-Detached	3	4	12	\$899K	\$936K
27 September, 2016	173 Langford Ave	Detached	4	2	7	\$1,100K	\$1,070K
28 September, 2016	182 Monarch Park Ave	Detached	3	2	7	\$829K	\$1,051K
5 October, 2016	62 King Edward Ave	Detached	3	2	2	\$690K	\$687K
	63 Muriel Ave	Townhouse	3	3	5	\$899K	\$1,115K
10 October, 2016	56 Woodington Ave	Detached	3	3	29	\$875K	\$988K

Data

Month, Day, Year of Sold Date	Address1	Property Type	Bedrooms	Washrooms	Days on the Market	List Price	Sold Price
16 October, 2016	513 Strathmore Blvd	Semi-Detached	3	3	4	\$799K	\$975K
18 October, 2016	337 Wolverleigh Blvd	Detached	3	3	5	\$849K	\$901K
25 October, 2016	9 Balfour Ave	Semi-Detached	3	2	7	\$625K	\$675K
26 October, 2016	48 Barrington Ave	Detached	3	4	42	\$1,150K	\$1,150K
29 October, 2016	32 Eaton Ave	Semi-Detached	4	3	24	\$995K	\$935K
2 November, 2016	85 Chisholm Ave	Detached	3	2	7	\$579K	\$645K
4 November, 2016	91 Milverton Blvd	Semi-Detached	3	2	9	\$689K	\$786K
7 November, 2016	145 Langford Ave	Semi-Detached	3	3	6	\$780K	\$901K
10 November, 2016	130 Dewhurst Blvd	Detached	3	4	9	\$929K	\$1,103K
13 November, 2016	617 Glebeholme Blvd	Semi-Detached	3	3	3	\$779K	\$870K
25 November, 2016	11 Eaton Ave	Detached	0	0	49	\$699K	\$700K
29 November, 2016	75 Wolverleigh Blvd	Semi-Detached	3	2	6	\$849K	\$975K
5 December, 2016	502 Glebeholme Blvd	Semi-Detached	3	2	8	\$699K	\$780K
6 December, 2016	488 Glebeholme Blvd	Semi-Detached	3	3	6	\$849K	\$975K
12 December, 2016	15 Milverton Blvd	Townhouse	3	2	6	\$899K	\$980K
	280 Glebeholme Blvd	Semi-Detached	3	2	7	\$949K	\$1,088K
2 February, 2017	69 Muriel Ave	Detached	2	1	10	\$680K	\$1,050K
4 February, 2017	12 Glebeholme Blvd	Detached	3	2	5	\$959K	\$1,250K
8 February, 2017	489 Glebeholme Blvd	Semi-Detached	3	1	8	\$700K	\$950K
	620 Milverton Blvd	Semi-Detached	3	2	9	\$699K	\$903K
13 February, 2017	702 Coxwell Ave	Detached	2	2	3	\$1,100K	\$1,100K
14 February, 2017	485 Strathmore Blvd	Semi-Detached	3	2	6	\$650K	\$993K
19 February, 2017	401, 1071 Woodbine Ave	Condo	2	1	4	\$370K	\$368K
22 February, 2017	672 Milverton Blvd	Semi-Detached	3	2	1	\$799K	\$890K
28 February, 2017	295 Milverton Blvd	Semi-Detached	2	2	6	\$898K	\$1,105K
7 March, 2017	59 Langford Ave	Semi-Detached	4	2	7	\$750K	\$1,400K
26 March, 2017	546 Glebeholme Blvd	Semi-Detached	3	2	7	\$850K	\$900K
27 March, 2017	22 Woodington Ave	Detached	3	4	7	\$999K	\$1,225K

Data

Month, Day, Year of Sold Date	Address1	Property Type	Bedrooms	Washrooms	Days on the Market	List Price	Sold Price
27 March, 2017	344 Wolverleigh Blvd	Semi-Detached	3	2	6	\$700K	\$1,072K
29 March, 2017	129 Langford Ave	Semi-Detached	3	2	7	\$749K	\$1,262K
8 April, 2017	48 Dewhurst Blvd	Other	4	4	5	\$1,099K	\$1,200K
9 April, 2017	261 Wolverleigh Blvd	Semi-Detached	3	1	4	\$799K	\$1,278K
10 April, 2017	35 Palmer Ave	Detached	3	3	7	\$675K	\$751K
11 April, 2017	28 Fielding Ave	Semi-Detached	3	2	7	\$799K	\$1,001K
	92 Langford Ave	Other	2	3	8	\$1,280K	\$1,665K
22 April, 2017	96 Donlands Ave	Detached	3	2	2	\$899K	\$899K
24 April, 2017	53 Linnsmore Cres	Detached	4	4	6	\$1,399K	\$1,661K
	701 Greenwood Ave	Semi-Detached	3	2	6	\$800K	\$1,050K
	917 Greenwood Ave	Detached	3	1	4	\$720K	\$900K
26 April, 2017	621 Milverton Blvd	Semi-Detached	3	2	7	\$749K	\$885K
2 May, 2017	23 Linnsmore Cres	Detached	3	2	6	\$899K	\$1,050K
	71 Woodmount Ave	Semi-Detached	3	2	7	\$850K	\$1,102K
3 May, 2017	257 Wolverleigh Blvd	Semi-Detached	3	2	8	\$799K	\$1,050K
	927 Greenwood Ave	Semi-Detached	3	1	9	\$800K	\$805K
4 May, 2017	354 Milverton Blvd	Detached	3	1	3	\$789K	\$945K
7 May, 2017	280 Wolverleigh Blvd	Detached	3	4	2	\$1,089K	\$1,315K
8 May, 2017	525 Milverton Blvd	Semi-Detached	3	3	4	\$1,148K	\$1,100K
16 May, 2017	85 Eaton Ave	Detached	3	2	6	\$999K	\$1,079K
25 May, 2017	450 Strathmore Blvd	Semi-Detached	3	2	1	\$885K	\$965K
29 May, 2017	498 Glebeholme Blvd	Semi-Detached	3	2	5	\$790K	\$885K
30 May, 2017	93 Langford Ave	Semi-Detached	2	2	7	\$849K	\$1,205K
	98 Muriel Ave	Detached	3	2	6	\$1,179K	\$1,100K
2 June, 2017	9 Newman Ave	Detached	3	2	9	\$600K	\$630K
5 June, 2017	172 Woodycrest Ave	Semi-Detached	3	2	7	\$949K	\$1,075K
	464 Strathmore Blvd	Semi-Detached	3	2	5	\$800K	\$915K
6 June, 2017	142 Wolverleigh Blvd	Semi-Detached	3	2	5	\$1,049K	\$1,000K

Data

Month, Day, Year of Sold Date	Address1	Property Type	Bedrooms	Washrooms	Days on the Market	List Price	Sold Price
7 June, 2017	65 Eaton Ave	Semi-Detached	3	3	7	\$749K	\$923K
8 June, 2017	79 Eaton Ave	Detached	4	3	0	\$1,330K	\$1,330K
9 June, 2017	83 Eaton Ave	Semi-Detached	2	1	9	\$809K	\$785K
13 June, 2017	147 Milverton Blvd	Semi-Detached	3	2	7	\$789K	\$900K
20 June, 2017	242 Milverton Blvd	Semi-Detached	3	2	7	\$779K	\$865K
27 June, 2017	101 Wolverleigh Blvd	Semi-Detached	3	2	6	\$850K	\$985K
4 July, 2017	513 Milverton Blvd	Semi-Detached	3	2	53	\$900K	\$815K
19 July, 2017	611 Milverton Blvd	Semi-Detached	2	2	1	\$710K	\$765K
20 July, 2017	47 Milverton Blvd	Semi-Detached	4	3	8	\$929K	\$1,100K
30 July, 2017	1 Lipton Ave	Semi-Detached	3	2	2	\$839K	\$835K
3 August, 2017	390 Milverton Blvd	Semi-Detached	4	2	8	\$1,188K	\$1,155K
4 August, 2017	335 Glebeholme Blvd	Semi-Detached	3	2	3	\$929K	\$900K
21 August, 2017	63 Eaton Ave	Semi-Detached	3	2	7	\$1,089K	\$1,320K
28 August, 2017	325 Milverton Blvd	Detached	3	1	5	\$900K	\$850K
12 September, 2017	4 Woodycrest Ave	Detached	3	4	6	\$1,499K	\$1,753K
16 September, 2017	273 Strathmore Blvd	Semi-Detached	3	2	2	\$900K	\$895K
20 September, 2017	302 Milverton Blvd	Semi-Detached	3	2	7	\$869K	\$987K
21 September, 2017	34 Woodycrest Ave	Detached	4	2	2	\$949K	\$1,120K
	129 Monarch Park Ave	Semi-Detached	3	4	8	\$1,099K	\$1,020K
25 September, 2017	140 Monarch Park Ave	Semi-Detached	3	2	11	\$600K	\$805K
26 September, 2017	98 Linnsmore Cres	Semi-Detached	3	2	8	\$779K	\$779K
30 September, 2017	116 Milverton Blvd	Semi-Detached	3	4	9	\$1,075K	\$1,075K
2 October, 2017	197 Wolverleigh Blvd	Semi-Detached	3	2	5	\$900K	\$920K
3 October, 2017	210, 1071 Woodbine Ave	Condo	2	1	22	\$350K	\$340K
4 October, 2017	22 Woodington Ave	Detached	3	4	8	\$1,174K	\$1,165K
16 October, 2017	313 Wolverleigh Blvd	Semi-Detached	3	2	6	\$800K	\$841K
18 October, 2017	290 Milverton Blvd	Semi-Detached	3	2	6	\$889K	\$940K
22 October, 2017	164 Wolverleigh Blvd	Detached	4	2	47	\$1,179K	\$1,115K

Data

Month, Day, Year of Sold Date	Address1	Property Type	Bedrooms	Washrooms	Days on the Market	List Price	Sold Price
23 October, 2017	55 Springdale Blvd	Semi-Detached	3	3	5	\$900K	\$1,101K
24 October, 2017	40 Woodington Ave	Semi-Detached	3	2	12	\$699K	\$725K
27 October, 2017	616 Milverton Blvd	Semi-Detached	3	2	2	\$789K	\$786K
30 October, 2017	299 Wolverleigh Blvd	Semi-Detached	3	2	5	\$900K	\$955K
4 November, 2017	620 Milverton Blvd	Semi-Detached	3	3	8	\$850K	\$916K
5 November, 2017	784 Coxwell Ave	Detached	4	1	9	\$949K	\$900K
6 November, 2017	41 Wolverleigh Blvd	Semi-Detached	3	2	5	\$859K	\$1,021K
9 November, 2017	32 Eaton Ave	Semi-Detached	3	4	35	\$1,700K	\$1,600K
5 December, 2017	27 Milverton Blvd	Semi-Detached	3	2	7	\$899K	\$960K
	68 Linnsmore Cres	Detached	3	2	6	\$979K	\$1,220K
	122 Langford Ave	Townhouse	3	1	6	\$826K	\$1,053K
29 December, 2017	354 Milverton Blvd	Detached	3	3	16	\$1,299K	\$1,263K
11 January, 2018	6 Muriel Ave	Other	2	3	7	\$949K	\$1,065K
22 February, 2018	532 Strathmore Blvd	Detached	3	2	22	\$900K	\$880K
6 March, 2018	205 Glebeholme Blvd	Semi-Detached	3	2	7	\$889K	\$1,200K
7 March, 2018	21 Woodmount Ave	Semi-Detached	3	3	8	\$878K	\$1,009K
15 March, 2018	551 Strathmore Blvd	Semi-Detached	3	2	14	\$800K	\$775K
16 March, 2018	526 Strathmore Blvd	Detached	3	2	10	\$1,169K	\$1,169K
20 March, 2018	5 Oakdene Cres	Detached	3	2	6	\$899K	\$1,275K
	95 Woodmount Ave	Semi-Detached	3	3	6	\$849K	\$1,020K
21 March, 2018	169 Monarch Park Ave	Semi-Detached	3	1	0	\$699K	\$875K
23 March, 2018	325 Milverton Blvd	Detached	3	4	3	\$1,099K	\$1,335K
26 March, 2018	478 Milverton Blvd	Semi-Detached	3	2	7	\$900K	\$951K