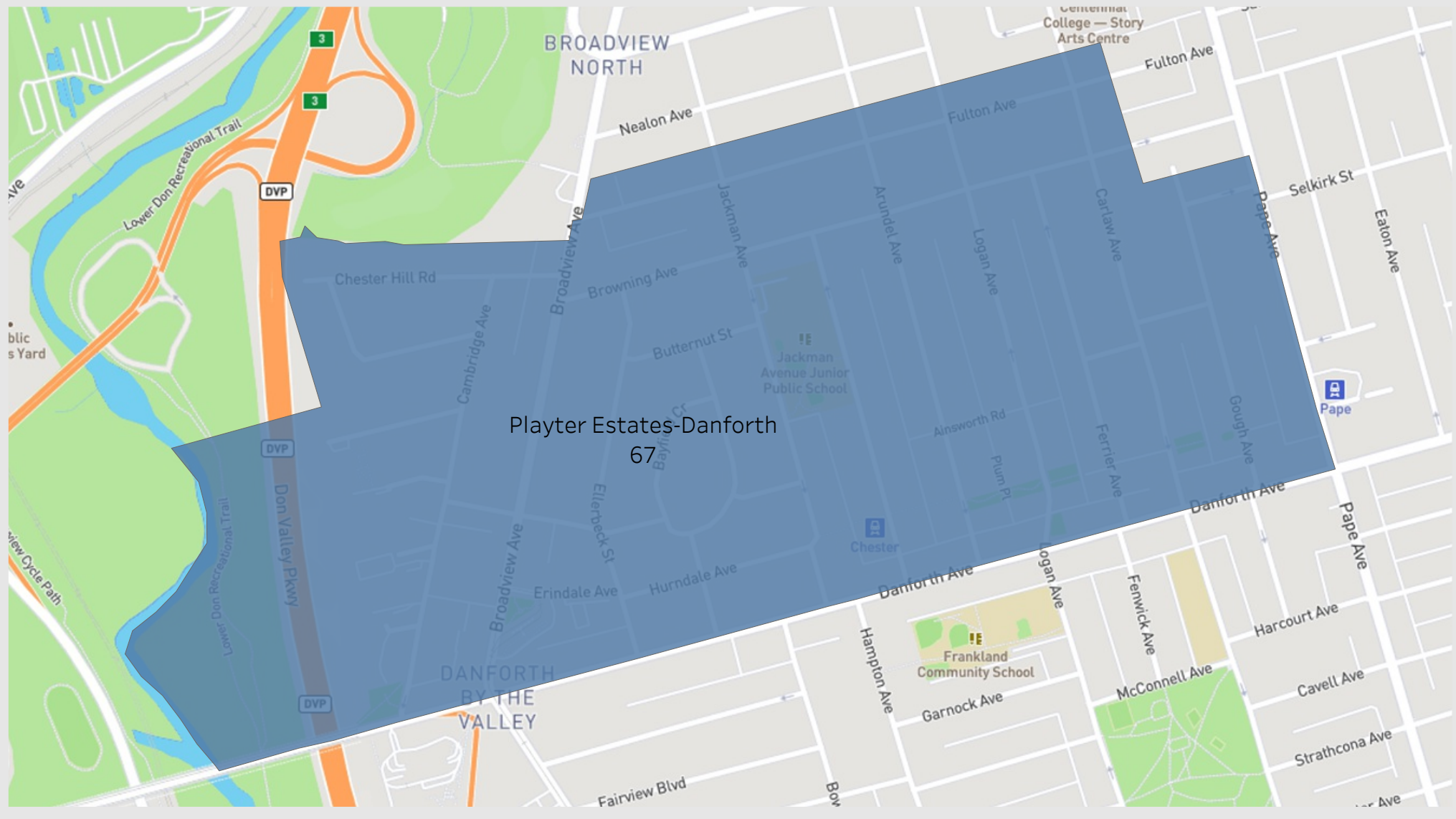
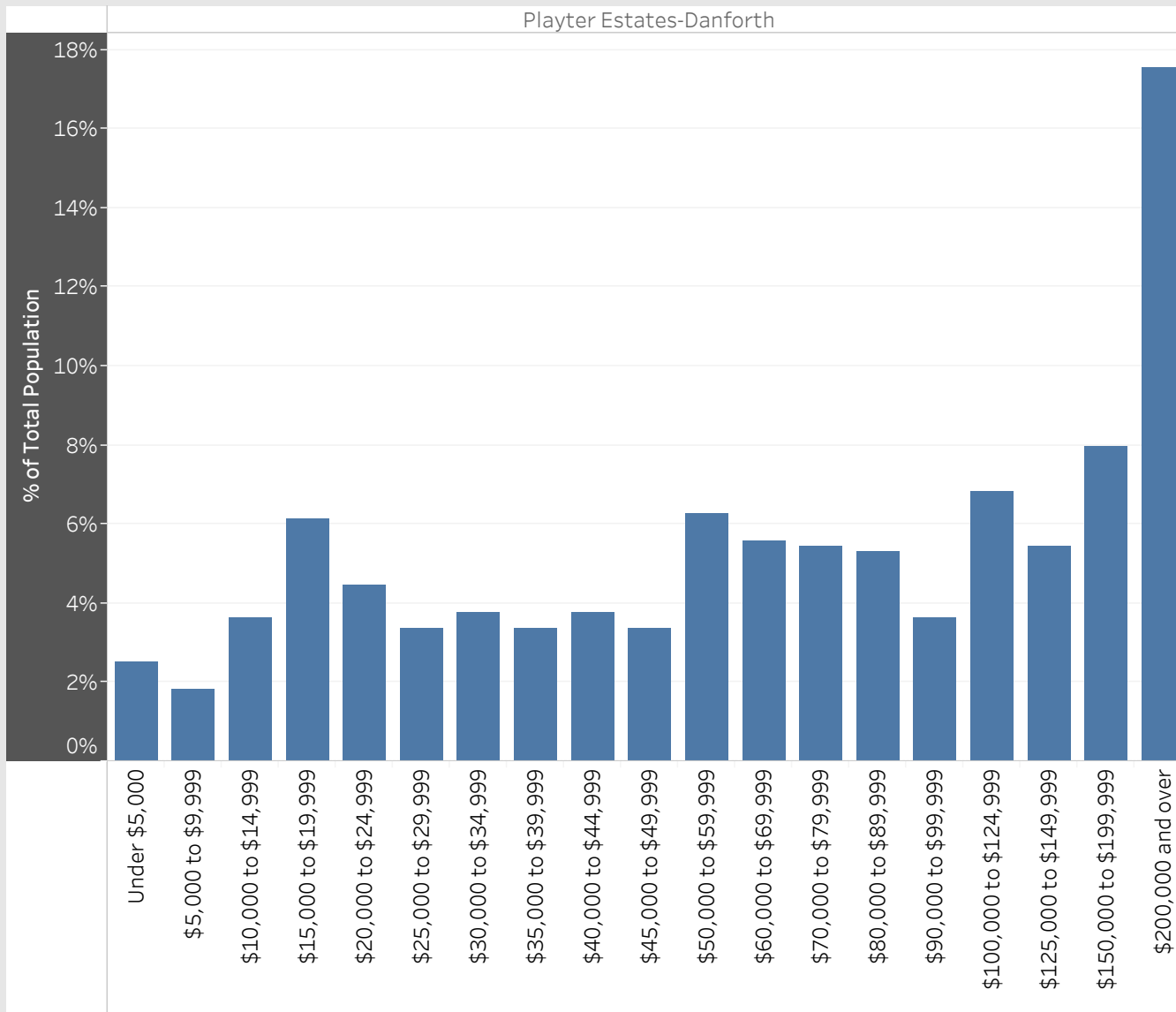


Playter Estates-Danforth
Neighbourhood Breakdown
July 1st, 2015 - March 31st, 2018

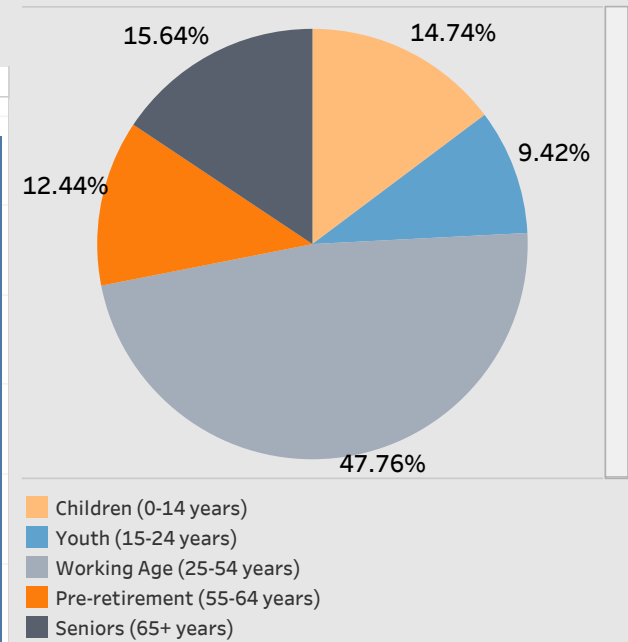


2016 StatsCan Data

Household Income in Playter Estates-Danforth



Age

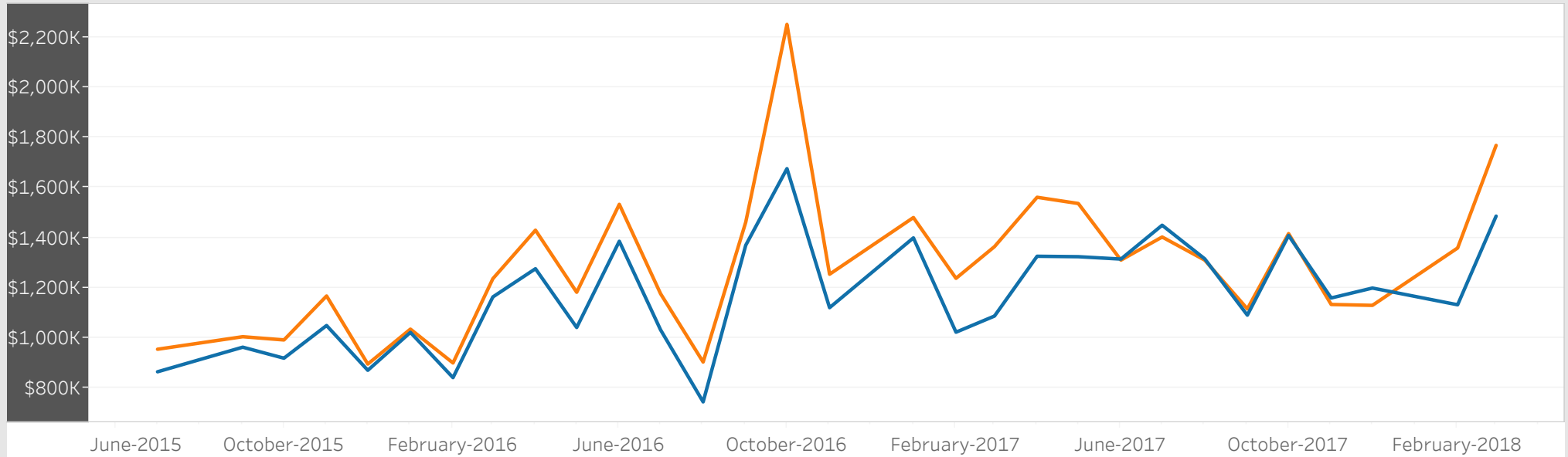


Visible Minorities

Not a visible minority	79.59%
Chinese	6.61%
South Asian	3.14%
Black	2.49%
Japanese	1.70%
Latin American	1.64%
Filipino	1.18%
Multiple visible minorities	0.85%
Southeast Asian	0.78%
Visible minority; n.i.e.	0.65%
Arab	0.52%
Korean	0.52%
West Asian	0.33%

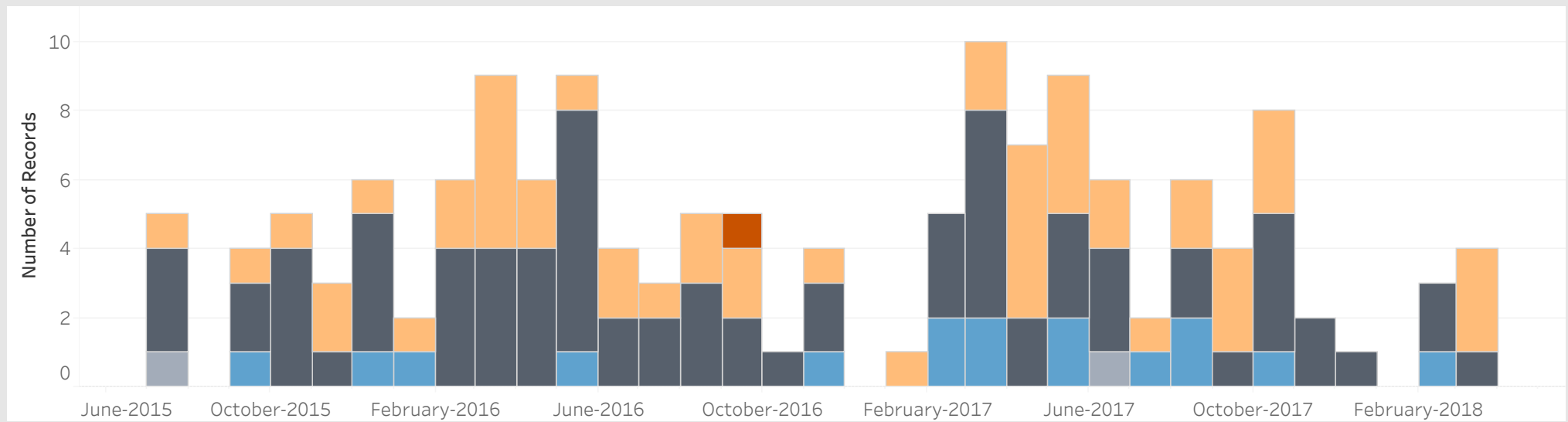
Average Sold Price vs. Average Ask Price in Playter Estates-Danforth

■ Avg. List Price ■ Avg. Sold Price



Properties Sold in Playter Estates-Danforth by Month

■ Condo ■ Detached ■ Semi-Detached ■ Townhouse ■ Other



Data

Month, Day, Year of Sold Date	Address1	Property Type	Bedrooms	Washrooms	Days on the Market	List Price	Sold Price
12 July, 2015	32 Ferrier Ave, Toronto	Semi-Detached	2	2	6	\$690K	\$790K
13 July, 2015	30 Fulton Ave, Toronto	Semi-Detached	4	3	7	\$739K	\$884K
21 July, 2015	83 Ferrier Ave, Toronto	Detached	3	1	7	\$999K	\$950K
	915 Logan Ave, Toronto	Semi-Detached	3	1	8	\$699K	\$801K
26 July, 2015	103 Arundel Ave, Toronto	Other	5	2	8	\$1,199K	\$1,350K
18 September, 2015	63 Chester Ave, Toronto	Detached	2	1	8	\$890K	\$975K
20 September, 2015	837 Broadview Ave, Toronto	Townhouse	3	3	12	\$1,195K	\$1,153K
	858 Carlaw Ave, Toronto	Semi-Detached	4	4	5	\$989K	\$1,050K
21 September, 2015	144 Arundel Ave, Toronto	Semi-Detached	4	2	7	\$779K	\$842K
4 October, 2015	16 Chester Ave, Toronto	Semi-Detached	3	2	41	\$700K	\$707K
16 October, 2015	910A Logan Ave, Toronto	Semi-Detached	3	3	3	\$1,059K	\$1,175K
19 October, 2015	34 Chester Ave, Toronto	Semi-Detached	3	2	6	\$850K	\$959K
	65 Ellerbeck St, Toronto	Detached	3	3	7	\$1,299K	\$1,450K
24 October, 2015	14 Erindale Ave, Toronto	Semi-Detached	3	2	24	\$689K	\$670K
8 November, 2015	7 Browning Ave, Toronto	Detached	7	3	6	\$1,059K	\$1,250K
	54 Chester Hill Rd, Toronto	Detached	4	2	25	\$1,290K	\$1,275K
15 November, 2015	99 Fulton Ave, Toronto	Semi-Detached	4	3	5	\$800K	\$977K
1 December, 2015	837 Broadview Ave, Toronto	Townhouse	3	3	42	\$1,050K	\$1,028K
2 December, 2015	94 Ellerbeck St, Toronto	Semi-Detached	3	2	6	\$799K	\$902K
3 December, 2015	950 Broadview Ave, Toronto	Semi-Detached	3	2	2	\$679K	\$700K
16 December, 2015	9 Ozark Cres, Toronto	Semi-Detached	3	2	6	\$700K	\$717K
20 December, 2015	866.5 Carlaw Ave, Toronto	Semi-Detached	3	3	7	\$769K	\$855K
22 December, 2015	2 Hurndale Ave, Toronto	Detached	4	3	76	\$1,230K	\$1,174K
21 January, 2016	41 Chester Hill Rd	Detached	3	2	2	\$1,396K	\$1,421K
28 January, 2016	F, 957 Broadview Ave	Townhouse	2	2	13	\$649K	\$650K
7 February, 2016	775 Pape Ave	Semi-Detached	2	2	48	\$630K	\$625K
18 February, 2016	921 Broadview Ave	Semi-Detached	3	3	7	\$660K	\$760K
23 February, 2016	98 Ferrier Ave	Detached	4	4	7	\$1,295K	\$1,296K

Data

Month, Day, Year of Sold Date	Address1	Property Type	Bedrooms	Washrooms	Days on the Market	List Price	Sold Price
23 February, 2016	886 Carlaw Ave	Detached	4	1	7	\$880K	\$951K
24 February, 2016	88 Browning Ave	Semi-Detached	4	2	13	\$888K	\$1,055K
28 February, 2016	5 Ozark Cres	Semi-Detached	3	2	2	\$699K	\$715K
3 March, 2016	76 Eastmount Ave	Semi-Detached	3	3	3	\$1,095K	\$1,320K
4 March, 2016	8 Ellerbeck St	Semi-Detached	3	3	128	\$1,130K	\$1,100K
9 March, 2016	191 Fulton Ave	Semi-Detached	4	3	7	\$949K	\$1,115K
10 March, 2016	177 Browning Ave	Semi-Detached	4	4	9	\$1,035K	\$1,151K
14 March, 2016	101 Arundel Ave	Detached	3	3	11	\$1,300K	\$1,300K
15 March, 2016	27 Thorncliffe Ave	Detached	4	3	7	\$1,399K	\$1,661K
22 March, 2016	49 Playter Blvd	Detached	5	4	21	\$1,475K	\$1,430K
28 March, 2016	36 Ferrier Ave	Detached	2	2	4	\$939K	\$900K
31 March, 2016	930 Carlaw Ave	Detached	3	3	0	\$1,150K	\$1,150K
11 April, 2016	28 Mortimer Ave	Semi-Detached	3	2	6	\$599K	\$700K
12 April, 2016	35 Fulton Ave	Semi-Detached	4	2	7	\$1,349K	\$1,601K
	76 Jackman Ave	Detached	5	2	14	\$1,595K	\$1,725K
15 April, 2016	66 Chester Ave	Detached	4	4	0	\$1,999K	\$2,066K
21 April, 2016	18 Erindale Ave	Semi-Detached	3	2	2	\$839K	\$980K
27 April, 2016	78 Browning Ave	Semi-Detached	4	4	1	\$1,275K	\$1,506K
3 May, 2016	93 Browning Ave	Semi-Detached	4	2	7	\$875K	\$1,012K
	882 Pape Ave	Townhouse	2	2	0	\$649K	\$750K
4 May, 2016	140 Arundel Ave	Semi-Detached	5	3	2	\$1,199K	\$1,400K
5 May, 2016	48 Playter Cres	Detached	7	4	4	\$1,425K	\$1,565K
6 May, 2016	143 Fulton Ave	Semi-Detached	3	2	3	\$849K	\$989K
11 May, 2016	159 Fulton Ave	Semi-Detached	4	3	1	\$1,100K	\$1,385K
12 May, 2016	176 Fulton Ave	Semi-Detached	5	2	2	\$1,049K	\$1,213K
14 May, 2016	98 Mortimer Ave	Semi-Detached	3	2	3	\$630K	\$750K
17 May, 2016	66 Browning Ave	Semi-Detached	4	2	7	\$1,599K	\$1,575K
5 June, 2016	30 Fulton Ave	Semi-Detached	4	3	4	\$949K	\$949K

Data

Month, Day, Year of Sold Date	Address1	Property Type	Bedrooms	Washrooms	Days on the Market	List Price	Sold Price
7 June, 2016	182 Fulton Ave	Semi-Detached	4	2	7	\$999K	\$1,232K
16 June, 2016	32 Playter Cres	Detached	8	5	9	\$1,999K	\$2,250K
22 June, 2016	20 Hurndale Ave	Detached	5	4	2	\$1,595K	\$1,700K
12 July, 2016	117 Jackman Ave	Semi-Detached	4	4	7	\$1,349K	\$1,375K
13 July, 2016	964A Logan Ave	Semi-Detached	3	3	2	\$900K	\$1,200K
18 July, 2016	989A Logan Ave	Detached	3	1	6	\$849K	\$955K
12 August, 2016	816 Pape Ave	Semi-Detached	3	2	2	\$530K	\$790K
20 August, 2016	83 Cambridge Ave	Detached	3	2	4	\$849K	\$1,081K
23 August, 2016	3 Ozark Cres	Semi-Detached	3	2	6	\$699K	\$834K
26 August, 2016	796 Pape Ave	Detached	2	3	3	\$779K	\$975K
27 August, 2016	10 Ferrier Ave	Semi-Detached	3	2	81	\$869K	\$840K
9 September, 2016	166 Fulton Ave	Semi-Detached	3	2	2	\$930K	\$1,135K
18 September, 2016	103 Arundel Ave	Detached	4	6	5	\$2,499K	\$2,350K
19 September, 2016	2102, 980 Broadview Ave	Condo	3	2	7	\$595K	\$651K
27 September, 2016	30 Bayfield Cres	Detached	4	4	14	\$1,975K	\$2,350K
30 September, 2016	950 Broadview Ave	Semi-Detached	3	2	21	\$849K	\$823K
24 October, 2016	133 Browning Ave	Semi-Detached	5	5	7	\$1,675K	\$2,250K
1 November, 2016	46 Chester Hill Rd	Detached	3	1	6	\$1,200K	\$1,215K
2 November, 2016	8, 837 Broadview Ave	Townhouse	3	3	8	\$1,289K	\$1,390K
8 November, 2016	137 Cambridge Ave	Semi-Detached	3	1	7	\$799K	\$1,000K
22 November, 2016	949 Logan Ave	Semi-Detached	3	3	7	\$1,195K	\$1,411K
17 January, 2017	129 Ferrier Ave	Detached	4	3	7	\$1,399K	\$1,480K
11 February, 2017	111 Browning Ave	Semi-Detached	4	4	4	\$1,399K	\$1,714K
13 February, 2017	1, 40 Ainsworth Rd	Townhouse	2	2	12	\$959K	\$940K
15 February, 2017	14 Erindale Ave	Semi-Detached	3	3	6	\$899K	\$1,040K
24 February, 2017	259 Fulton Ave	Semi-Detached	3	2	3	\$859K	\$1,219K
27 February, 2017	96 Gough Ave	Townhouse	3	2	7	\$999K	\$1,276K
8 March, 2017	190 Browning Ave	Semi-Detached	4	3	7	\$1,500K	\$1,679K

Data

Month, Day, Year of Sold Date	Address1	Property Type	Bedrooms	Washrooms	Days on the Market	List Price	Sold Price
8 March, 2017	922 Logan Ave	Detached	0	3	7	\$1,200K	\$1,618K
10 March, 2017	105B Gough Ave	Semi-Detached	2	2	3	\$900K	\$1,385K
15 March, 2017	223 Browning Ave	Semi-Detached	3	2	5	\$1,149K	\$1,325K
17 March, 2017	19 Pretoria Ave	Detached	3	3	0	\$1,169K	\$1,304K
27 March, 2017	153 Fulton Ave	Semi-Detached	3	2	6	\$1,050K	\$1,400K
28 March, 2017	20 Dartford Rd	Townhouse	2	2	8	\$679K	\$715K
	38 Chester Ave	Townhouse	2	2	7	\$878K	\$1,309K
29 March, 2017	856 Carlaw Ave	Semi-Detached	3	2	8	\$1,000K	\$1,226K
30 March, 2017	17 Fulton Ave	Semi-Detached	5	3	1	\$1,349K	\$1,680K
6 April, 2017	99 Chester Ave	Detached	5	4	1	\$1,799K	\$2,250K
10 April, 2017	191 Browning Ave	Detached	4	3	7	\$1,339K	\$1,789K
18 April, 2017	102 Gough Ave	Semi-Detached	3	2	7	\$1,199K	\$1,400K
19 April, 2017	62 Chester Hill Rd	Detached	3	2	8	\$1,495K	\$1,305K
25 April, 2017	30 Chester Hill Rd	Detached	3	2	6	\$1,299K	\$1,630K
	54 Nealon Ave	Detached	3	3	7	\$999K	\$1,272K
26 April, 2017	63 Fulton Ave	Semi-Detached	4	3	7	\$1,150K	\$1,280K
9 May, 2017	60 Playter Blvd	Detached	4	3	7	\$1,975K	\$2,575K
	86 Arundel Ave	Semi-Detached	3	2	7	\$1,079K	\$1,386K
10 May, 2017	D, 957 Broadview Ave	Townhouse	2	2	8	\$618K	\$690K
15 May, 2017	Th 3, 18 Doncrest Rd	Townhouse	2	3	7	\$996K	\$1,231K
23 May, 2017	55 Ferrier Ave	Detached	3	4	13	\$1,399K	\$1,454K
26 May, 2017	6 Playter Cres	Detached	4	3	16	\$1,950K	\$2,153K
30 May, 2017	187 Browning Ave	Semi-Detached	3	3	7	\$1,100K	\$1,165K
31 May, 2017	1 Arundel Ave	Semi-Detached	3	3	42	\$1,400K	\$1,370K
	95 Arundel Ave	Detached	3	2	8	\$1,399K	\$1,800K
14 June, 2017	922 Carlaw Ave	Semi-Detached	3	2	7	\$1,100K	\$1,202K
16 June, 2017	850 Carlaw Ave	Detached	6	7	95	\$1,999K	\$1,560K
19 June, 2017	54 Chester Ave	Detached	3	2	17	\$1,320K	\$1,300K

Data

Month, Day, Year of Sold Date	Address1	Property Type	Bedrooms	Washrooms	Days on the Market	List Price	Sold Price
19 June, 2017	84 Cambridge Ave	Semi-Detached	3	1	3	\$969K	\$920K
28 June, 2017	17 Chester Hill Rd	Other	4	3	8	\$1,199K	\$1,600K
29 June, 2017	118 Arundel Ave	Semi-Detached	3	3	1	\$1,300K	\$1,280K
15 July, 2017	26 Hurndale Ave	Detached	4	3	24	\$2,149K	\$2,020K
23 July, 2017	G, 957 Broadview Ave	Townhouse	3	2	10	\$750K	\$785K
1 August, 2017	55 Fulton Ave	Semi-Detached	4	3	41	\$1,495K	\$1,405K
8 August, 2017	1, 837 Broadview Ave	Townhouse	3	3	71	\$1,449K	\$1,400K
	894 Broadview Ave	Detached	2	2	76	\$1,900K	\$1,870K
24 August, 2017	11 Dilworth Cres	Semi-Detached	3	2	1	\$899K	\$1,100K
28 August, 2017	17 Ferrier Ave	Detached	3	3	18	\$1,150K	\$1,095K
	Th 10, 18 Doncrest Rd	Townhouse	2	3	13	\$999K	\$992K
7 September, 2017	911 Broadview Ave	Semi-Detached	3	2	1	\$879K	\$884K
13 September, 2017	119 Jackman Ave	Detached	2	2	8	\$985K	\$980K
19 September, 2017	18 Bayfield Cres	Detached	3	2	6	\$1,600K	\$1,650K
26 September, 2017	154 Gough Ave	Detached	1	2	0	\$900K	\$950K
3 October, 2017	124 Arundel Ave	Semi-Detached	3	3	5	\$1,299K	\$1,450K
15 October, 2017	4 Hurndale Ave	Detached	3	3	30	\$1,799K	\$1,700K
18 October, 2017	131 Gough Ave	Detached	5	4	14	\$1,650K	\$1,445K
20 October, 2017	35 Eastmount Ave	Semi-Detached	2	2	18	\$999K	\$950K
23 October, 2017	27A Cambridge Ave	Semi-Detached	3	3	6	\$899K	\$1,001K
25 October, 2017	731 Pape Ave	Semi-Detached	3	6	42	\$1,695K	\$1,700K
26 October, 2017	53 Thorncliffe Ave	Detached	5	4	7	\$1,999K	\$1,950K
30 October, 2017	74 Arundel Ave	Townhouse	3	2	5	\$929K	\$1,133K
16 November, 2017	83 Mortimer Ave	Semi-Detached	3	2	15	\$820K	\$817K
18 November, 2017	176 Fulton Ave	Semi-Detached	5	2	18	\$1,499K	\$1,450K
6 December, 2017	1082 Logan Ave	Semi-Detached	3	3	36	\$1,199K	\$1,130K
20 February, 2018	56 Arundel Ave	Townhouse	2	1	7	\$799K	\$996K
	190 Browning Ave	Semi-Detached	4	3	6	\$1,499K	\$1,660K

Data

Month, Day, Year of Sold Date	Address1	Property Type	Bedrooms	Washrooms	Days on the Market	List Price	Sold Price
27 February, 2018	192 Browning Ave	Semi-Detached	3	4	6	\$1,099K	\$1,420K
12 March, 2018	66 Chester Hill Rd	Detached	4	2	5	\$1,399K	\$1,661K
20 March, 2018	112 Ferrier Ave	Detached	3	4	0	\$1,795K	\$2,200K
	822 Carlaw Ave	Semi-Detached	3	2	7	\$899K	\$1,110K
27 March, 2018	106 Ellerbeck St	Detached	4	3	8	\$1,850K	\$2,100K