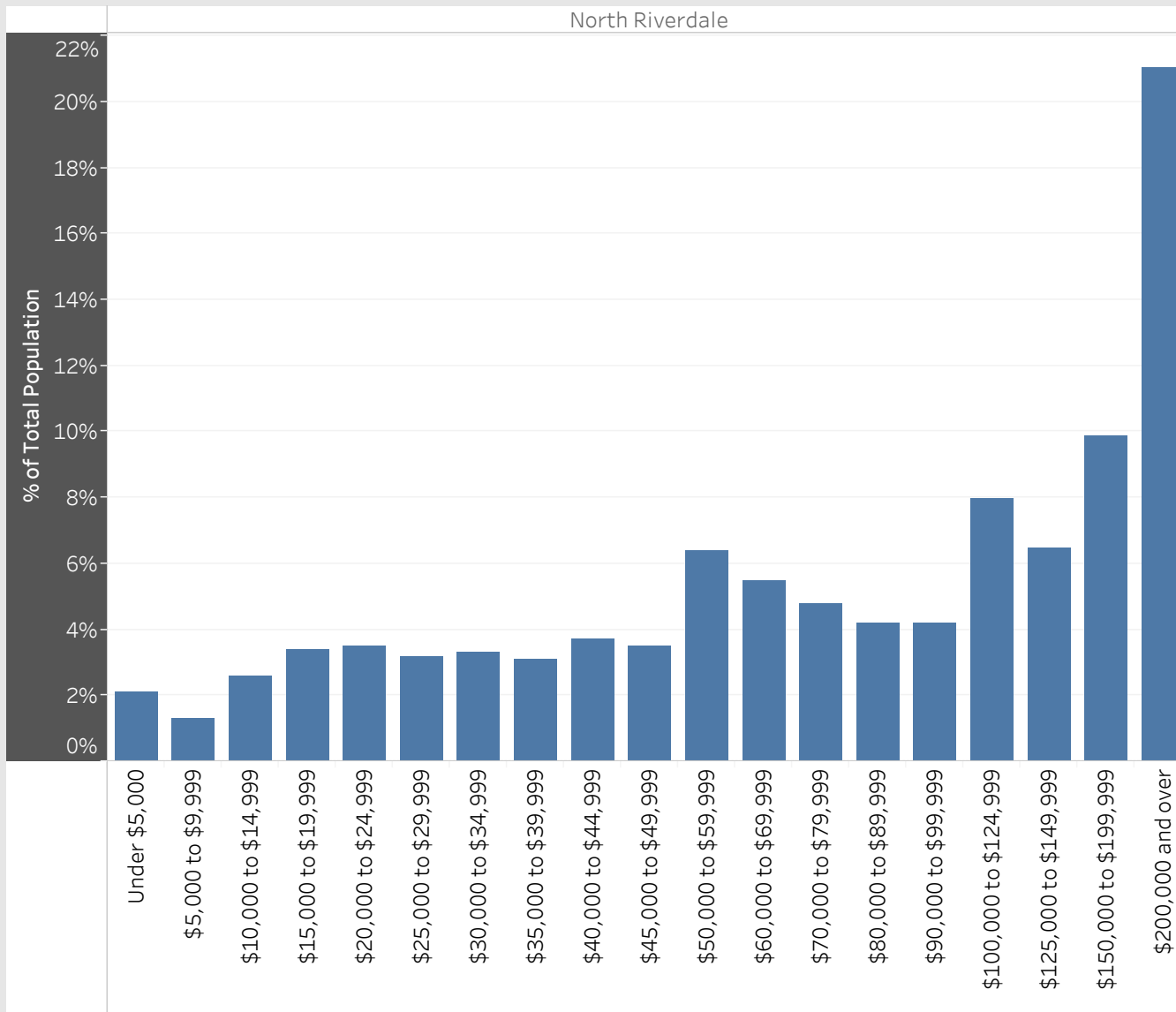


North Riverdale
Neighbourhood Breakdown
July 1st, 2015 - March 31st, 2018

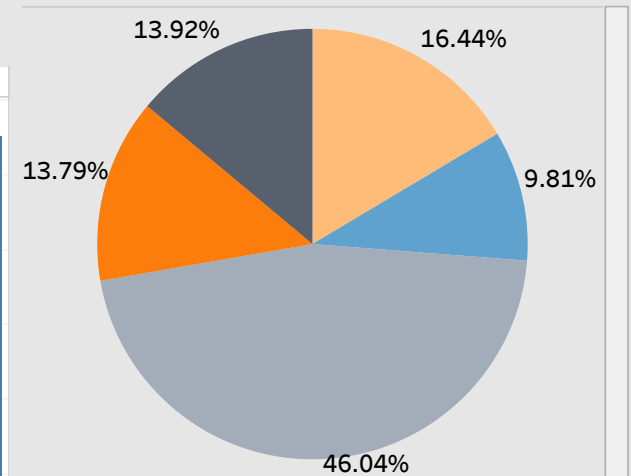


2016 StatsCan Data

Household Income in North Riverdale



Age

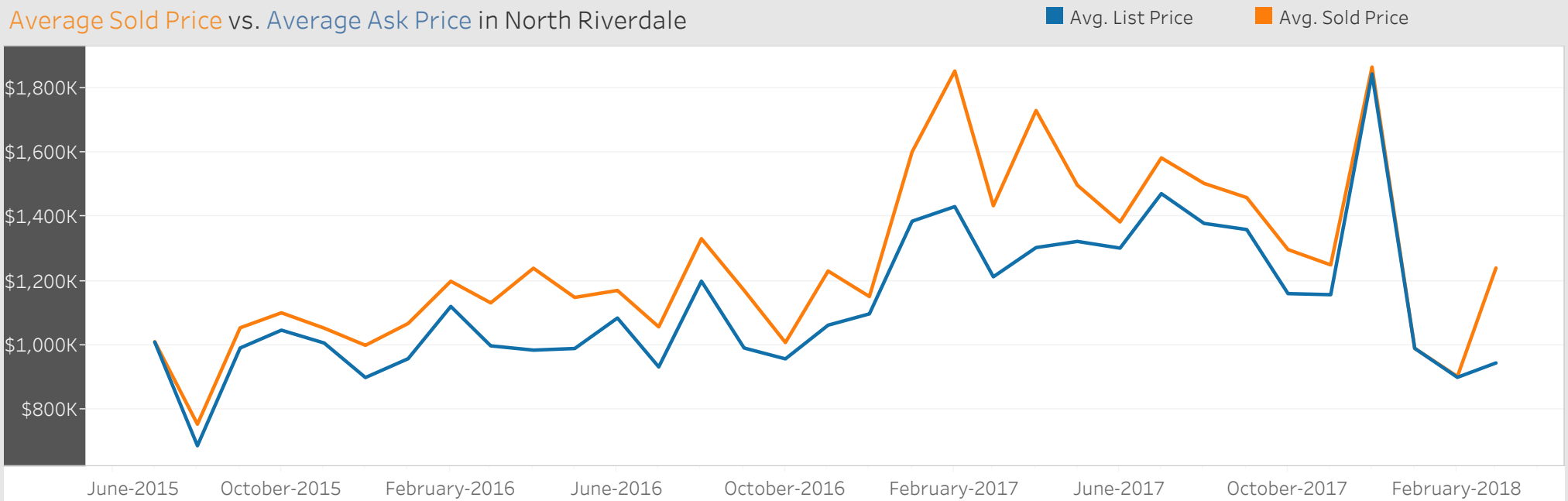


- Children (0-14 years)
- Youth (15-24 years)
- Working Age (25-54 years)
- Pre-retirement (55-64 years)
- Seniors (65+ years)

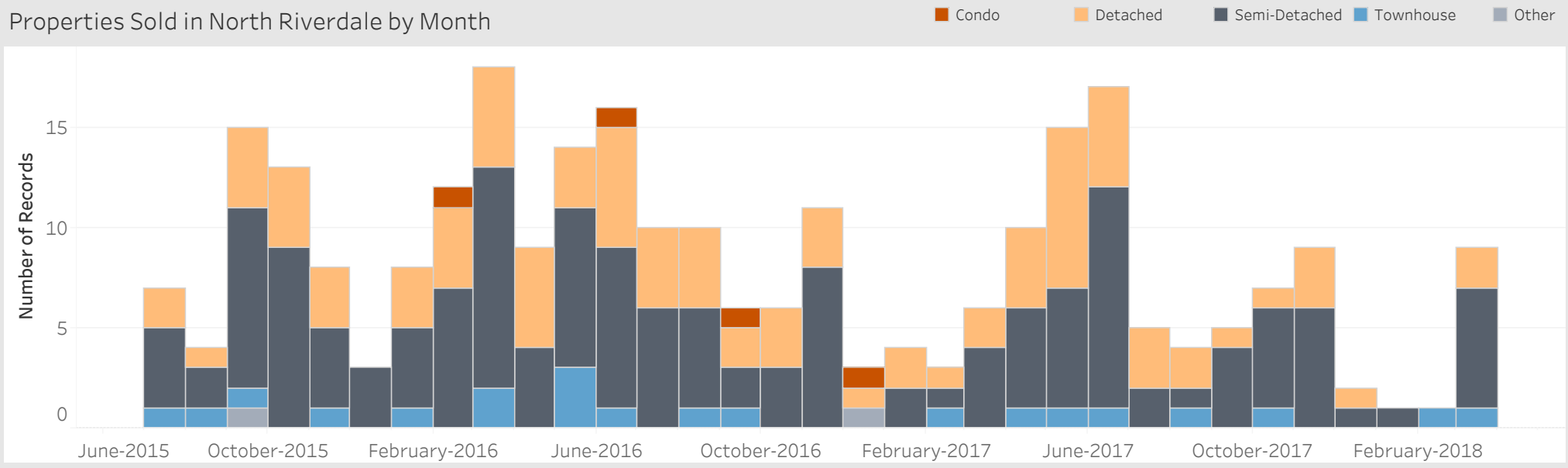
Visible Minorities

Not a visible minority	75.98%
Chinese	10.53%
South Asian	3.47%
Black	2.83%
Multiple visible minorities	1.63%
Japanese	1.20%
Filipino	1.16%
Latin American	1.11%
Southeast Asian	0.90%
Visible minority; n.i.e.	0.64%
West Asian	0.26%
Korean	0.21%
Arab	0.09%

Average Sold Price vs. Average Ask Price in North Riverdale



Properties Sold in North Riverdale by Month



Data

Month, Day, Year of Sold Date	Address1	Property Type	Bedrooms	Washrooms	Days on the Market	List Price	Sold Price
8 July, 2015	623 Logan Ave, Toronto	Semi-Detached	3	3	23	\$815K	\$815K
9 July, 2015	788 Gerrard St, Toronto	Semi-Detached	5	5	85	\$649K	\$623K
17 July, 2015	96 Simpson Ave, Toronto	Detached	3	4	11	\$1,749K	\$1,685K
20 July, 2015	235 Withrow Ave, Toronto	Semi-Detached	3	2	6	\$1,100K	\$1,250K
22 July, 2015	640 Gerrard St, Toronto	Townhouse	2	2	38	\$500K	\$482K
23 July, 2015	275 Bain Ave, Toronto	Semi-Detached	4	3	9	\$1,075K	\$1,100K
25 July, 2015	46 Endean Ave, Toronto	Detached	3	4	33	\$1,179K	\$1,120K
3 August, 2015	55 Simpson Ave, Toronto	Semi-Detached	4	1	6	\$800K	\$976K
19 August, 2015	23 Strathcona Ave, Toronto	Semi-Detached	3	1	10	\$750K	\$825K
23 August, 2015	563 Craven Rd, Toronto	Detached	1	2	12	\$499K	\$528K
28 August, 2015	460 Pape Ave, Toronto	Townhouse	3	2	9	\$700K	\$688K
7 September, 2015	35 Albemarle Ave, Toronto	Detached	4	3		\$1,269K	\$1,480K
9 September, 2015	23 Simpson Ave, Toronto	Semi-Detached	5	3	1	\$800K	\$1,002K
10 September, 2015	78 Withrow Ave, Toronto	Townhouse	2	2	2	\$659K	\$851K
13 September, 2015	26 Bain Ave, Toronto	Detached	5	3		\$1,275K	\$1,275K
17 September, 2015	45 Bain Ave, Toronto	Semi-Detached	3	2	3	\$869K	\$960K
	46 Wolfrey Ave, Toronto	Semi-Detached	2	1	4	\$750K	\$835K
18 September, 2015	40 Dingwall Ave, Toronto	Semi-Detached	3	3	11	\$899K	\$900K
22 September, 2015	150 Langley Ave, Toronto	Semi-Detached	3	3	13	\$1,098K	\$1,072K
23 September, 2015	7 Withrow Ave, Toronto	Semi-Detached	5	2		\$1,213K	\$1,213K
27 September, 2015	31 Harcourt Ave, Toronto	Detached	5	4	8	\$1,549K	\$1,675K
	179 Riverdale Ave, Toronto	Other	2	2	20	\$799K	\$795K
28 September, 2015	633 Pape Ave, Toronto	Semi-Detached	4	3	7	\$699K	\$693K
	841 Logan Ave, Toronto	Semi-Detached	3	3	7	\$800K	\$850K
29 September, 2015	30 Fenwick Ave, Toronto	Detached	3	3	8	\$1,199K	\$1,250K
	141 Hogarth Ave, Toronto	Semi-Detached	3	2	9	\$990K	\$960K
1 October, 2015	174 Hampton Ave, Toronto	Detached	3	3	15	\$869K	\$850K
4 October, 2015	30 Howland Rd, Toronto	Semi-Detached	3	3	6	\$749K	\$922K

Data

Month, Day, Year of Sold Date	Address1	Property Type	Bedrooms	Washrooms	Days on the Market	List Price	Sold Price
4 October, 2015	70 Withrow Ave, Toronto	Semi-Detached	4	2	12	\$1,099K	\$1,010K
6 October, 2015	57 Bain Ave, Toronto	Semi-Detached	3	3	6	\$791K	\$855K
7 October, 2015	28 Dingwall Ave, Toronto	Semi-Detached	3	1	15	\$749K	\$715K
10 October, 2015	589 Pape Ave, Toronto	Semi-Detached	4	2	11	\$660K	\$660K
14 October, 2015	22 Millbrook Cres, Toronto	Semi-Detached	3	3		\$995K	\$1,150K
19 October, 2015	73 Hampton Ave, Toronto	Semi-Detached	4	2	6	\$879K	\$1,079K
21 October, 2015	38 Langley Ave, Toronto	Detached	4	4	9	\$1,649K	\$1,649K
24 October, 2015	10 Cavell Ave, Toronto	Detached	3	3	4	\$1,549K	\$1,761K
26 October, 2015	17 Coady Ave, Toronto	Semi-Detached	3	2	7	\$719K	\$753K
27 October, 2015	299 Withrow Ave, Toronto	Semi-Detached	2	2	6	\$649K	\$675K
29 October, 2015	1 Albemarle Ave, Toronto	Detached	3	4	17	\$2,249K	\$2,230K
6 November, 2015	11 Strathcona Ave, Toronto	Semi-Detached	3	2	2	\$749K	\$876K
	14 Sparkhall Ave, Toronto	Detached	4	5	38	\$2,190K	\$2,080K
11 November, 2015	24 Harcourt Ave, Toronto	Detached	2	1	14	\$740K	\$833K
15 November, 2015	507 Logan Ave, Toronto	Semi-Detached	3	1	6	\$599K	\$726K
	643 Logan Ave, Toronto	Detached	4	3	13	\$1,389K	\$1,390K
22 November, 2015	118 Withrow Ave, Toronto	Semi-Detached	2	2	6	\$749K	\$860K
23 November, 2015	650 Pape Ave, Toronto	Semi-Detached	3	3	7	\$699K	\$729K
29 November, 2015	115 Sparkhall Ave, Toronto	Townhouse	3	2	17	\$939K	\$930K
6 December, 2015	185 Riverdale Ave, Toronto	Semi-Detached	3	2	10	\$530K	\$775K
8 December, 2015	93 Victor Ave, Toronto	Semi-Detached	4	2	56	\$979K	\$949K
13 December, 2015	9 Withrow Ave, Toronto	Semi-Detached	4	3	6	\$1,189K	\$1,275K
18 January, 2016	196 Victor Ave, Toronto	Semi-Detached	3	3	6	\$749K	\$843K
	507 Jones Ave, Toronto	Townhouse	3	2	8	\$499K	\$649K
21 January, 2016	469 Jones Ave	Detached	3	1	9	\$500K	\$560K
25 January, 2016	243 Withrow Ave	Semi-Detached	4	2	7	\$800K	\$962K
26 January, 2016	37 Harcourt Ave	Semi-Detached	4	2	8	\$719K	\$964K
28 January, 2016	36 Hogarth Ave	Detached	5	5	16	\$2,349K	\$2,349K

Data

Month, Day, Year of Sold Date	Address1	Property Type	Bedrooms	Washrooms	Days on the Market	List Price	Sold Price
30 January, 2016	20 Gough Ave	Detached	3	3	3	\$1,150K	\$1,290K
	78 Victor Ave	Semi-Detached	5	2	4	\$897K	\$922K
1 February, 2016	17 Harcourt Ave	Detached	4	2	7	\$1,300K	\$1,451K
3 February, 2016	146 Riverdale Ave	Semi-Detached	6	3	71	\$1,000K	\$975K
	458 Carlaw Ave	Semi-Detached	3	3	7	\$739K	\$734K
6 February, 2016	61 Wolfrey Ave	Semi-Detached	3	2	4	\$790K	\$932K
8 February, 2016	30 Albemarle Ave	Semi-Detached	4	3	9	\$1,599K	\$1,588K
10 February, 2016	19A Withrow Ave	Detached	4	3	8	\$1,425K	\$1,425K
12 February, 2016	13 Victor Ave	Semi-Detached	4	3	4	\$950K	\$1,075K
15 February, 2016	59 Bowden St	Detached	3	2	7	\$1,299K	\$1,401K
17 February, 2016	37 Hogarth Ave	Semi-Detached	3	4	1	\$1,095K	\$1,360K
	206, 660 Pape Ave	Condo	1	2	16	\$649K	\$645K
27 February, 2016	75 Victor Ave	Semi-Detached	4	3	4	\$1,149K	\$1,350K
28 February, 2016	8 Wolfrey Ave	Detached	4	3	20	\$1,450K	\$1,450K
2 March, 2016	23 Howland Rd	Semi-Detached	3	3	40	\$980K	\$1,020K
3 March, 2016	213 Withrow Ave	Semi-Detached	4	3	3	\$1,069K	\$1,325K
4 March, 2016	17 Simpson Ave	Detached	4	3	1	\$1,399K	\$1,399K
5 March, 2016	126 Withrow Ave	Semi-Detached	5	3	2	\$1,000K	\$1,200K
11 March, 2016	87 Strathcona Ave	Townhouse	2	2	10	\$699K	\$695K
	509 Carlaw Ave	Semi-Detached	3	4	1	\$829K	\$800K
12 March, 2016	73 Wroxeter Ave	Detached	3	2	18	\$780K	\$758K
21 March, 2016	30 Frizzell Ave	Semi-Detached	3	1	6	\$650K	\$892K
	249 Bain Ave E	Townhouse	1	2	0	\$609K	\$720K
23 March, 2016	154 Simpson Ave	Detached	4	2	9	\$900K	\$870K
	208 Simpson Ave	Semi-Detached	3	3	43	\$750K	\$705K
24 March, 2016	191 Withrow Ave	Semi-Detached	3	2	2	\$800K	\$1,025K
	515 Logan, 166 & 174 Sim Ave	Detached	3	5	2	\$2,299K	\$2,500K
28 March, 2016	63 Riverdale Ave	Semi-Detached	3	4	10	\$1,399K	\$1,405K

Data

Month, Day, Year of Sold Date	Address1	Property Type	Bedrooms	Washrooms	Days on the Market	List Price	Sold Price
29 March, 2016	32 Hampton Ave	Semi-Detached	3	2	2	\$800K	\$1,101K
	746 Logan Ave	Detached	5	2	7	\$1,100K	\$1,503K
30 March, 2016	31 Strathcona Ave	Semi-Detached	3	2	2	\$899K	\$1,100K
31 March, 2016	23 Strathcona Ave	Semi-Detached	3	2	1	\$1,000K	\$1,350K
5 April, 2016	82 Sparkhall Ave	Semi-Detached	3	1	6	\$829K	\$961K
6 April, 2016	141 Withrow Ave	Semi-Detached	3	2	0	\$739K	\$980K
8 April, 2016	170 Wolfrey Ave E	Detached	3	3	2	\$1,499K	\$1,475K
11 April, 2016	147 Hogarth Ave	Detached	2	2	6	\$899K	\$1,220K
12 April, 2016	20 Howland Rd	Detached	3	3	6	\$949K	\$1,210K
13 April, 2016	49 Wroxeter Ave	Detached	5	2	1	\$1,049K	\$1,376K
14 April, 2016	34 Bain Ave	Semi-Detached	4	3	1	\$1,149K	\$1,525K
26 April, 2016	37 Grandview Ave	Detached	3	1	7	\$949K	\$1,302K
27 April, 2016	104 Wolfrey Ave	Semi-Detached	3	2	7	\$799K	\$1,105K
3 May, 2016	20 Strathcona Ave	Semi-Detached	4	3	7	\$1,099K	\$1,250K
10 May, 2016	712 Logan Ave	Semi-Detached	2	3	6	\$950K	\$1,050K
12 May, 2016	19 Grandview Ave	Semi-Detached	2	3	2	\$799K	\$1,004K
	20, 2 Withrow Ave	Townhouse	2	2	8	\$649K	\$735K
	84 Riverdale Ave	Semi-Detached	2	2	2	\$879K	\$1,030K
13 May, 2016	60 Simpson Ave	Detached	5	3	2	\$1,059K	\$1,305K
16 May, 2016	630 Gerrard St E	Townhouse	5	3	13	\$699K	\$770K
18 May, 2016	13 Simpson Ave	Detached	4	4	8	\$1,349K	\$1,340K
21 May, 2016	47 Langley Ave	Semi-Detached	5	4	7	\$1,149K	\$1,375K
24 May, 2016	212 Withrow Ave	Semi-Detached	3	2	0	\$799K	\$1,112K
26 May, 2016	18 Bowden St	Detached	4	4	9	\$1,700K	\$1,700K
	32 Dearbourne Ave	Semi-Detached	4	4	6	\$1,195K	\$1,517K
31 May, 2016	288 Bain Ave	Townhouse	2	1	5	\$629K	\$739K
	804 Logan Ave	Semi-Detached	5	2	7	\$899K	\$1,151K
1 June, 2016	40 Simpson Ave	Detached	4	2	0	\$1,195K	\$1,360K

Data

Month, Day, Year of Sold Date	Address1	Property Type	Bedrooms	Washrooms	Days on the Market	List Price	Sold Price
1 June, 2016	52 Langley Ave	Semi-Detached	3	5	22	\$1,399K	\$1,400K
3 June, 2016	92 Langley Ave	Detached	3	2	10	\$1,549K	\$1,549K
6 June, 2016	18 Tennis Cres	Semi-Detached	3	2	13	\$889K	\$887K
	74 Wolfrey Ave	Semi-Detached	2	2	6	\$749K	\$825K
7 June, 2016	221 Bain Ave	Detached	3	4	4	\$1,400K	\$1,700K
	453 Broadview Ave	Semi-Detached	3	2	7	\$699K	\$853K
8 June, 2016	38 Langley Ave	Detached	4	4	8	\$1,499K	\$1,488K
	80 Simpson Ave	Detached	4	2	5	\$1,399K	\$1,394K
9 June, 2016	5 Riverdale Ave	Semi-Detached	3	3	2	\$899K	\$1,150K
12 June, 2016	131 Riverdale Ave	Semi-Detached	3	2	4	\$999K	\$1,229K
14 June, 2016	327 Bain Ave	Townhouse	3	1	8	\$619K	\$725K
	535 Logan Ave	Semi-Detached	4	3	20	\$1,168K	\$1,123K
21 June, 2016	108, 660 Pape Ave	Condo	1	2	20	\$899K	\$899K
28 June, 2016	135 Riverdale Ave	Semi-Detached	3	2	7	\$799K	\$975K
29 June, 2016	54 Fenwick Ave	Detached	3	2	7	\$1,189K	\$1,165K
6 July, 2016	98 Strathcona Ave	Detached	3	2	23	\$998K	\$1,051K
	150 Langley Ave	Semi-Detached	3	3	1	\$1,000K	\$1,335K
	297 Withrow Ave	Semi-Detached	2	2	28	\$895K	\$865K
8 July, 2016	271 Withrow Ave	Semi-Detached	4	3	4	\$830K	\$1,029K
11 July, 2016	51 Hogarth Ave	Detached	3	1	6	\$999K	\$1,108K
12 July, 2016	107 Simpson Ave	Detached	3	3	6	\$1,158K	\$1,296K
	215 Simpson Ave	Semi-Detached	2	3	7	\$799K	\$835K
20 July, 2016	38 Strathcona Ave	Semi-Detached	2	2	7	\$995K	\$1,200K
21 July, 2016	26B Dingwall Ave	Detached	3	3	2	\$799K	\$1,000K
22 July, 2016	29 Dearbourne Ave	Semi-Detached	2	2	9	\$850K	\$849K
7 August, 2016	98 Riverdale Ave	Detached	5	5	19	\$2,950K	\$2,821K
11 August, 2016	35 Strathcona Ave	Semi-Detached	3	2	2	\$899K	\$1,065K
12 August, 2016	52 Grandview Ave	Detached	3	2	1	\$1,300K	\$1,402K

Data

Month, Day, Year of Sold Date	Address1	Property Type	Bedrooms	Washrooms	Days on the Market	List Price	Sold Price
12 August, 2016	630 Gerrard St E	Townhouse	5	3	7	\$779K	\$770K
16 August, 2016	89 Riverdale Ave	Semi-Detached	3	3	7	\$1,285K	\$1,475K
	94 Wolfrey Ave	Semi-Detached	3	2	0	\$1,099K	\$1,290K
25 August, 2016	17 Albemarle Ave	Detached	5	2	1	\$1,249K	\$1,360K
29 August, 2016	120 Wolfrey Ave	Semi-Detached	2	1	6	\$499K	\$575K
	251 Withrow Ave	Detached	2	3	6	\$946K	\$1,355K
31 August, 2016	25 Sparkhall Ave	Semi-Detached	5	2	1	\$985K	\$1,199K
17 September, 2016	506 Pape Ave	Detached	4	3	5	\$899K	\$1,050K
20 September, 2016	113 Sparkhall Ave	Townhouse	2	1	7	\$700K	\$841K
	164 Langley Ave	Semi-Detached	5	2	8	\$850K	\$1,128K
21 September, 2016	40 Fairview Blvd	Detached	6	3	8	\$1,498K	\$1,789K
22 September, 2016	208, 660 Pape Ave	Condo	1	2	9	\$650K	\$645K
27 September, 2016	4 Grandview Ave	Semi-Detached	4	3	7	\$1,350K	\$1,570K
10 October, 2016	362 Jones Ave	Detached	3	2	34	\$679K	\$640K
11 October, 2016	197 Langley Ave	Detached	2	3	12	\$1,099K	\$1,015K
	242 Bain Ave	Semi-Detached	3	2	14	\$989K	\$1,089K
19 October, 2016	91 Dearbourne Ave	Detached	5	3	8	\$1,349K	\$1,450K
20 October, 2016	8 Ingham Ave	Semi-Detached	2	1	14	\$729K	\$855K
28 October, 2016	208 Simpson Ave	Semi-Detached	3	3	0	\$899K	\$1,000K
2 November, 2016	15 Riverdale Ave	Semi-Detached	3	2	8	\$799K	\$1,141K
3 November, 2016	33 Dearbourne Ave	Semi-Detached	2	1	6	\$899K	\$971K
7 November, 2016	120 Simpson Ave	Semi-Detached	4	5	3	\$1,199K	\$1,435K
8 November, 2016	49 Bowden St	Semi-Detached	3	3	8	\$1,549K	\$1,705K
15 November, 2016	107 Riverdale Ave	Semi-Detached	2	2	7	\$860K	\$917K
21 November, 2016	122 Riverdale Ave	Semi-Detached	3	2	4	\$900K	\$1,150K
24 November, 2016	89 Hogarth Ave	Semi-Detached	4	2	2	\$1,089K	\$1,183K
25 November, 2016	10 Wolfrey Ave	Semi-Detached	4	2	0	\$1,000K	\$1,100K
28 November, 2016	669 Pape Ave	Detached	5	3	14	\$989K	\$976K

Data

Month, Day, Year of Sold Date	Address1	Property Type	Bedrooms	Washrooms	Days on the Market	List Price	Sold Price
29 November, 2016	14 Gough Ave	Detached	4	1	7	\$900K	\$1,150K
	224 Riverdale Ave	Detached	3	4	8	\$1,500K	\$1,809K
2 December, 2016	179 Riverdale Ave	Other	1	2	8	\$1,059K	\$980K
9 December, 2016	103 Victor Ave	Detached	4	4	2	\$1,498K	\$1,717K
19 December, 2016	103, 525 Logan Ave	Condo	2	2	7	\$735K	\$757K
16 January, 2017	244 Bain Ave	Detached	4	3	6	\$1,399K	\$1,727K
22 January, 2017	41 Grandview Ave	Semi-Detached	3	2	11	\$1,349K	\$1,610K
24 January, 2017	83 Simpson Ave	Semi-Detached	4	2	7	\$999K	\$1,318K
26 January, 2017	41 Fairview Blvd	Detached	5	3	7	\$1,795K	\$1,750K
6 February, 2017	31 Cavell Ave	Detached	4	4	5	\$2,195K	\$2,806K
	240 Bain Ave	Semi-Detached	3	2	6	\$899K	\$1,292K
13 February, 2017	460 Pape Ave	Townhouse	3	4	6	\$1,199K	\$1,460K
2 March, 2017	31 Riverdale Ave	Semi-Detached	4	4	2	\$1,799K	\$1,770K
6 March, 2017	33 Bowden St	Detached	4	2	6	\$1,349K	\$1,560K
7 March, 2017	626 Logan Ave	Detached	5	2	7	\$1,180K	\$1,460K
27 March, 2017	21 Millbrook Cres	Semi-Detached	3	2	6	\$750K	\$962K
	95 Langley Ave	Semi-Detached	4	3	7	\$1,299K	\$1,675K
	127 Withrow Ave	Semi-Detached	3	2	6	\$899K	\$1,175K
4 April, 2017	64 Sparkhall Ave	Semi-Detached	3	2	6	\$1,300K	\$1,710K
	Unit 4, 2 Withrow Ave W	Townhouse	2	2	8	\$700K	\$754K
6 April, 2017	90 Langley Ave	Detached	4	4	3	\$1,599K	\$2,201K
	180 Withrow Ave	Semi-Detached	2	2	7	\$799K	\$1,276K
11 April, 2017	71 Sparkhall Ave	Semi-Detached	3	2	7	\$949K	\$1,457K
	80 Hogarth Ave	Detached	3	4	8	\$1,895K	\$2,575K
14 April, 2017	4 Langley Ave	Semi-Detached	2	3	2	\$899K	\$1,250K
19 April, 2017	279 Bain Ave	Semi-Detached	3	3	8	\$1,300K	\$1,650K
	740 Logan Ave	Detached	4	4	8	\$2,195K	\$2,650K
27 April, 2017	146 Hampton Ave	Detached	3	2	1	\$1,399K	\$1,775K

Data

Month, Day, Year of Sold Date	Address1	Property Type	Bedrooms	Washrooms	Days on the Market	List Price	Sold Price
1 May, 2017	26 1/2 Dingwall Ave	Detached	2	2	4	\$999K	\$1,314K
5 May, 2017	14 Gough Ave	Detached	4	1	2	\$1,249K	\$1,249K
7 May, 2017	831 Logan Ave	Detached	4	5	5	\$1,899K	\$2,600K
8 May, 2017	355 Riverdale Ave	Detached	3	1	6	\$850K	\$850K
9 May, 2017	804 Logan Ave	Semi-Detached	4	5	6	\$1,965K	\$1,965K
10 May, 2017	61 Millbrook Cres	Semi-Detached	4	2	7	\$999K	\$1,261K
11 May, 2017	117 Hampton Ave	Detached	4	3	9	\$1,250K	\$1,370K
13 May, 2017	135 Riverdale Ave	Semi-Detached	3	4	4	\$1,195K	\$1,610K
14 May, 2017	2 Riverdale Ave	Detached	3	2	5	\$1,099K	\$1,500K
15 May, 2017	214 Victor Ave	Semi-Detached	4	3	7	\$1,499K	\$1,425K
	732 Logan Ave	Detached	4	2	6	\$1,700K	\$1,700K
16 May, 2017	24 Cavell Ave	Semi-Detached	2	1	7	\$749K	\$925K
17 May, 2017	76 Langley Ave	Semi-Detached	4	4	6	\$1,499K	\$1,800K
20 May, 2017	816 Gerrard St E	Townhouse	4	5	38	\$998K	\$1,030K
22 May, 2017	211 Bain Ave	Detached	4	3	4	\$1,890K	\$1,865K
4 June, 2017	93 Langley Ave	Detached	3	4	6	\$1,399K	\$1,750K
5 June, 2017	16 Riverdale Ave	Semi-Detached	3	4	7	\$1,049K	\$1,350K
	33 Frizzell Ave	Detached	3	2	4	\$1,150K	\$1,075K
	63 Millbrook Cres	Semi-Detached	4	3	6	\$1,099K	\$1,250K
8 June, 2017	136 Simpson Ave	Semi-Detached	3	2	14	\$1,000K	\$1,005K
12 June, 2017	77 Dearbourne Ave	Semi-Detached	4	4	6	\$1,250K	\$1,473K
14 June, 2017	20 Wroxeter Ave	Semi-Detached	4	3	7	\$1,500K	\$1,500K
17 June, 2017	26 Fairview Blvd	Detached	3	1	2	\$1,499K	\$1,800K
18 June, 2017	18 Riverdale Ave	Semi-Detached	4	3	5	\$1,098K	\$1,250K
	67 Harcourt Ave	Semi-Detached	3	2	2	\$1,150K	\$1,140K
19 June, 2017	12 Garnock Ave	Semi-Detached	4	4	11	\$1,979K	\$1,925K
21 June, 2017	213 Langley Ave	Detached	3	3	34	\$1,100K	\$1,060K
24 June, 2017	118 Wolfrey Ave	Semi-Detached	3	2	37	\$1,099K	\$1,020K

Data

Month, Day, Year of Sold Date	Address1	Property Type	Bedrooms	Washrooms	Days on the Market	List Price	Sold Price
26 June, 2017	30 Strathcona Ave	Semi-Detached	4	4	6	\$1,925K	\$1,900K
	122 Withrow Ave	Semi-Detached	3	2	6	\$1,250K	\$1,175K
27 June, 2017	89 Strathcona Ave	Townhouse	2	2	7	\$685K	\$790K
28 June, 2017	31 Bowden St	Detached	4	3	7	\$1,899K	\$2,051K
4 July, 2017	33 Grandview Ave	Semi-Detached	3	2	8	\$999K	\$1,158K
5 July, 2017	27 Howland Rd	Detached	4	5	8	\$2,695K	\$2,679K
10 July, 2017	129 Langley Ave	Detached	4	2	5	\$1,295K	\$1,450K
18 July, 2017	29 Strathcona Ave	Detached	3	3	7	\$1,498K	\$1,625K
25 July, 2017	23 Wroxeter Ave	Semi-Detached	3	2	8	\$870K	\$1,000K
8 August, 2017	11, 2 Withrow Ave	Townhouse	2	2	7	\$769K	\$750K
13 August, 2017	74 Langley Ave	Detached	4	2	5	\$1,799K	\$2,201K
14 August, 2017	163 Langley Ave	Semi-Detached	3	3	7	\$1,179K	\$1,312K
21 August, 2017	23 Gough Ave	Detached	3	4	28	\$1,768K	\$1,750K
1 September, 2017	164 Langley Ave	Semi-Detached	4	3	22	\$1,569K	\$1,515K
12 September, 2017	110 Victor Ave	Semi-Detached	6	2	7	\$975K	\$1,100K
	243 Bain Ave	Semi-Detached	2	2	6	\$980K	\$1,080K
13 September, 2017	2 Albemarle Ave	Detached	4	3	7	\$1,799K	\$2,000K
28 September, 2017	766 Logan Ave	Semi-Detached	5	3	8	\$1,475K	\$1,600K
2 October, 2017	109 Sparkhall Ave	Semi-Detached	2	1	11	\$899K	\$978K
11 October, 2017	124 Wolfrey Ave	Townhouse	1	1	7	\$699K	\$725K
12 October, 2017	185 Riverdale Ave	Semi-Detached	3	4	31	\$1,380K	\$1,320K
17 October, 2017	12 Bowden St	Detached	5	3	7	\$1,995K	\$2,401K
	192 Withrow Ave	Semi-Detached	3	2	7	\$1,100K	\$1,310K
23 October, 2017	240 Withrow Ave	Semi-Detached	4	3	6	\$1,150K	\$1,365K
26 October, 2017	125 Withrow Ave	Semi-Detached	3	2	9	\$899K	\$982K
1 November, 2017	507 Logan Ave	Semi-Detached	3	2	0	\$990K	\$990K
2 November, 2017	215 Victor Ave	Semi-Detached	3	2	11	\$1,100K	\$1,350K
6 November, 2017	29 Frizzell Ave	Detached	4	2	26	\$1,398K	\$1,265K

Data

Month, Day, Year of Sold Date	Address1	Property Type	Bedrooms	Washrooms	Days on the Market	List Price	Sold Price
6 November, 2017	41 Simpson Ave	Semi-Detached	3	2	7	\$999K	\$1,198K
9 November, 2017	77 Simpson Ave	Detached	4	3	2	\$1,300K	\$1,477K
14 November, 2017	35 Simpson Ave	Semi-Detached	4	4	6	\$1,049K	\$1,252K
25 November, 2017	20 Howland Rd	Detached	3	3	4	\$1,250K	\$1,400K
27 November, 2017	30 Frizzell Ave	Semi-Detached	3	4	35	\$1,328K	\$1,255K
	56 Hazelwood Ave	Semi-Detached	3	2	7	\$999K	\$1,060K
6 December, 2017	21 Millbrook Cres	Semi-Detached	3	3	8	\$1,188K	\$1,330K
22 December, 2017	127 Hogarth Ave	Detached	4	5	17	\$2,499K	\$2,400K
10 January, 2018	205 Riverdale Ave	Semi-Detached	4	2	2	\$990K	\$990K
26 February, 2018	195 Bain Ave	Townhouse	3	3	12	\$900K	\$903K
1 March, 2018	22 Grandview Ave	Detached	3	2	2	\$1,000K	\$1,450K
6 March, 2018	134 Simpson Ave	Detached	4	2	7	\$998K	\$1,376K
	211 Victor Ave	Semi-Detached	3	1	6	\$899K	\$1,257K
13 March, 2018	451 Broadview Ave	Semi-Detached	3	2	6	\$899K	\$1,205K
17 March, 2018	7 Strathcona Ave	Semi-Detached	3	2	2	\$939K	\$1,402K
26 March, 2018	34 Wolfrey Ave	Semi-Detached	3	2	6	\$999K	\$1,401K
	190 Withrow Ave	Semi-Detached	3	3	7	\$949K	\$969K
27 March, 2018	602 Pape Ave	Semi-Detached	3	2	7	\$869K	\$1,100K
28 March, 2018	21 Harcourt Ave	Townhouse	3	2	9	\$950K	\$1,000K