

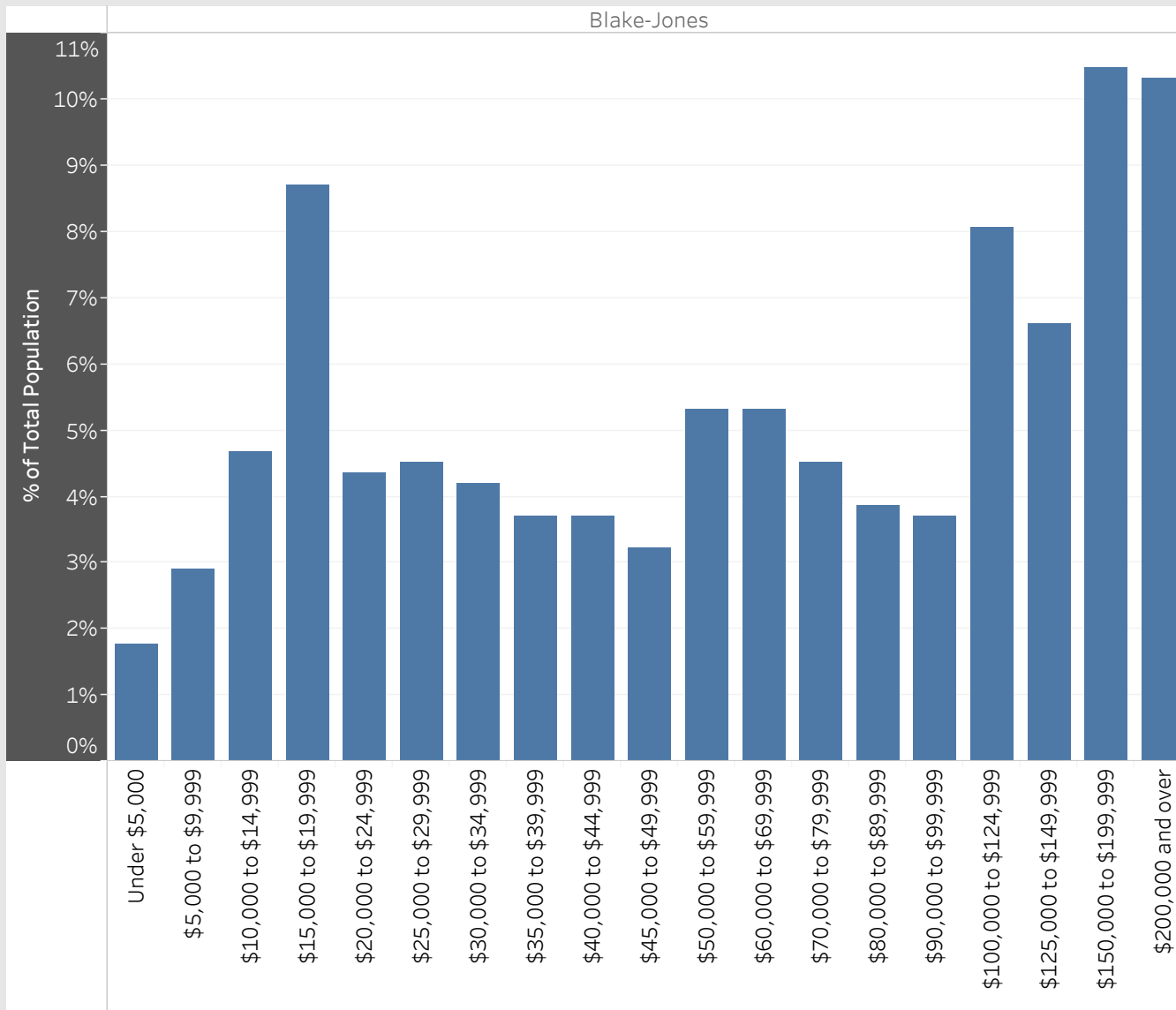
Blake-Jones
Neighbourhood Breakdown
July 1st, 2015 - March 31st, 2018



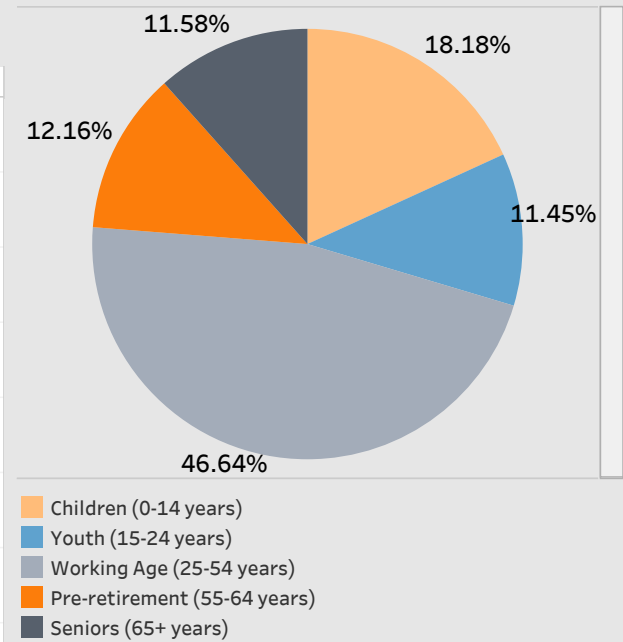
Blake-Jones
69

2016 StatsCan Data

Household Income in Blake-Jones



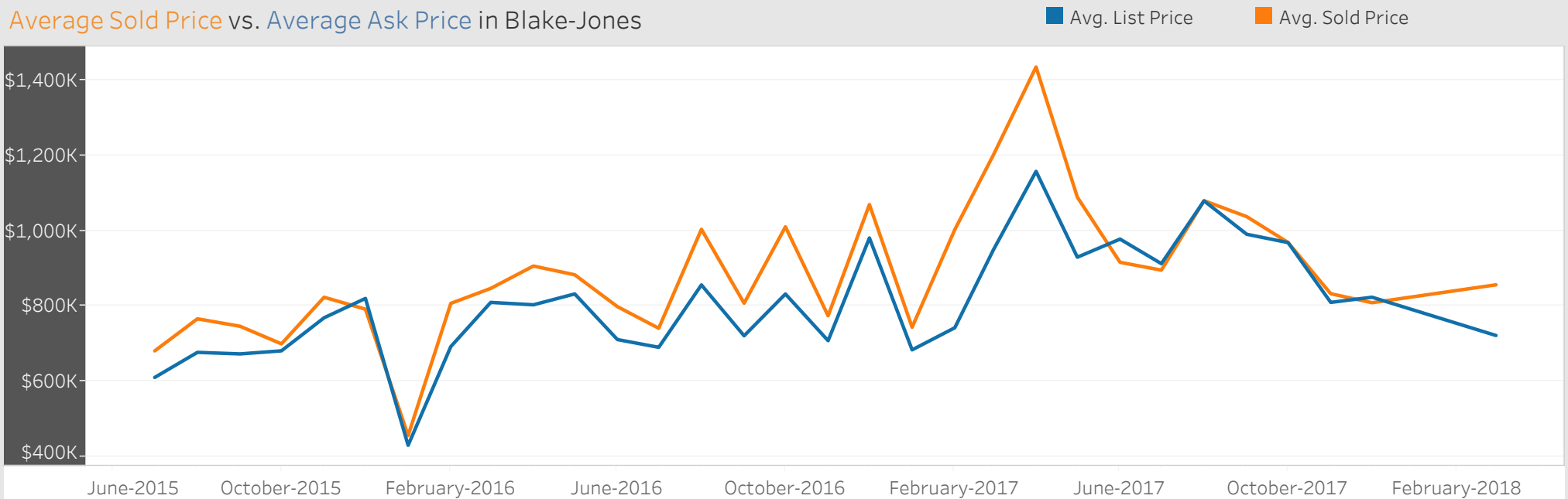
Age



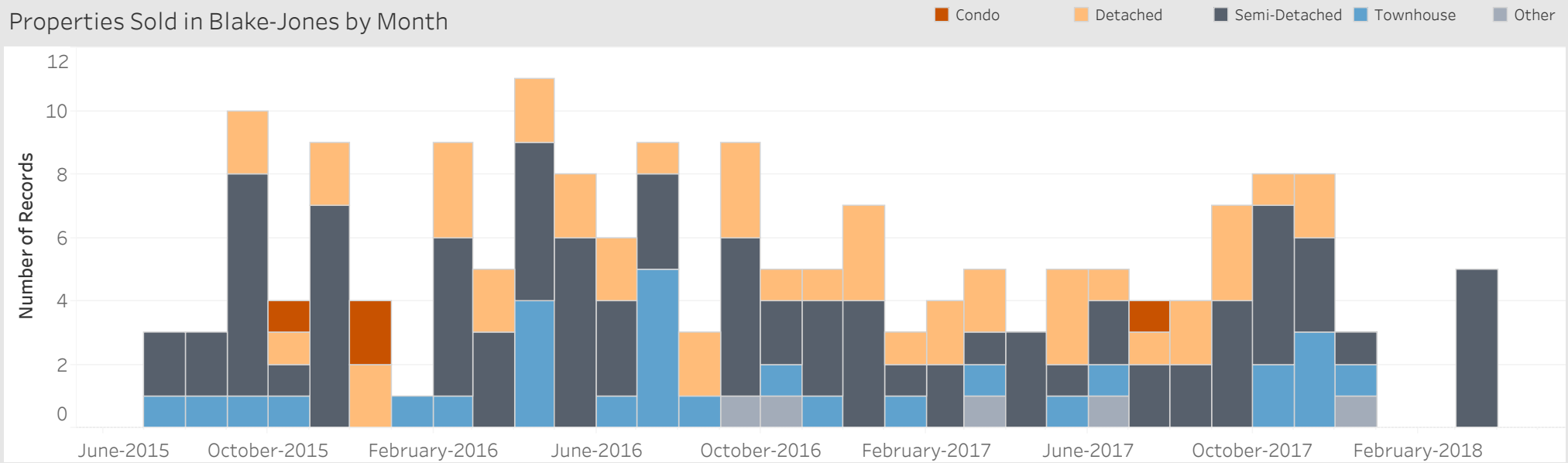
Visible Minorities

Not a visible minority	61.44%
Black	12.35%
Chinese	12.35%
South Asian	5.79%
West Asian	1.89%
Southeast Asian	1.17%
Multiple visible minorities	1.11%
Latin American	1.04%
Visible minority; n.i.e.	0.91%
Filipino	0.72%
Arab	0.59%
Japanese	0.46%
Korean	0.20%

Average Sold Price vs. Average Ask Price in Blake-Jones



Properties Sold in Blake-Jones by Month



Data

Month, Day, Year of Sold Date	Address1	Property Type	Bedrooms	Washrooms	Days on the Market	List Price	Sold Price
5 July, 2015	12 Poucher St, Toronto	Semi-Detached	3	2	6	\$679K	\$761K
29 July, 2015	91 Dingwall Ave, Toronto	Semi-Detached	3	2	17	\$720K	\$738K
	116 Mountjoy Ave, Toronto	Townhouse	3	2	3	\$430K	\$542K
8 August, 2015	82 Chatham Ave, Toronto	Semi-Detached	3	2	5	\$650K	\$718K
16 August, 2015	285 Withrow Ave, Toronto	Semi-Detached	3	3	5	\$799K	\$953K
29 August, 2015	323 Bain Ave, Toronto	Townhouse	2	2		\$580K	\$626K
2 September, 2015	39 Poucher St, Toronto	Semi-Detached	2	2	71	\$749K	\$749K
13 September, 2015	473 Jones Ave, Toronto	Detached	4	3	6	\$599K	\$715K
15 September, 2015	26 Earl Grey Rd, Toronto	Semi-Detached	2	2	8	\$500K	\$575K
20 September, 2015	3 Seymour Ave, Toronto	Semi-Detached	3	2	5	\$600K	\$690K
	43 Poucher St, Toronto	Semi-Detached	3	2	5	\$690K	\$805K
21 September, 2015	8 Dawson Ave, Toronto	Semi-Detached	2	2	6	\$670K	\$725K
	27 Earl Grey Rd, Toronto	Detached	3	4	7	\$850K	\$1,002K
23 September, 2015	2 Dawson Ave, Toronto	Semi-Detached	4	2	7	\$700K	\$735K
28 September, 2015	85 Ravina Cres, Toronto	Semi-Detached	4	2	6	\$929K	\$1,032K
30 September, 2015	22, 123 Strathcona Ave, Toronto	Townhouse	2	2	9	\$435K	\$429K
2 October, 2015	66 Boulton Ave, Toronto	Townhouse	3	3	3	\$689K	\$707K
4 October, 2015	56 Euston Ave, Toronto	Semi-Detached	3	4	27	\$800K	\$785K
15 October, 2015	8, 175 Jones Ave, Toronto	Condo	2	1	32	\$533K	\$514K
19 October, 2015	379 Jones Ave, Toronto	Detached	2	2	12	\$699K	\$790K
7 November, 2015	356 Riverdale Ave, Toronto	Semi-Detached	2	1	9	\$499K	\$530K
8 November, 2015	76 Boulton Ave, Toronto	Semi-Detached	3	3	6	\$829K	\$829K
12 November, 2015	316 Bain Ave, Toronto	Semi-Detached	3	2	3	\$790K	\$775K
14 November, 2015	108 Boulton Ave, Toronto	Semi-Detached	3	2	19	\$800K	\$816K
19 November, 2015	81 Boulton Ave, Toronto	Semi-Detached	3	2	1	\$499K	\$558K
22 November, 2015	20 Condor Ave, Toronto	Semi-Detached	4	1	4	\$689K	\$820K
23 November, 2015	89 Harcourt Ave, Toronto	Detached	4	2	7	\$940K	\$1,178K
26 November, 2015	58 Seymour Ave, Toronto	Detached	3	2	10	\$940K	\$910K

Data

Month, Day, Year of Sold Date	Address1	Property Type	Bedrooms	Washrooms	Days on the Market	List Price	Sold Price
29 November, 2015	11 Ravina Cres, Toronto	Semi-Detached	4	2	6	\$929K	\$990K
13 December, 2015	483 Jones Ave, Toronto	Detached	3	3	56	\$820K	\$792K
18 December, 2015	7, 175 Jones Ave, Toronto	Condo	2	2	39	\$1,261K	\$1,175K
	91 Boulton Ave, Toronto	Detached	1	1	54	\$498K	\$498K
21 December, 2015	1, 175 Jones Ave, Toronto	Condo	2	2	27	\$700K	\$700K
22 January, 2016	15, 123 Strathcona Ave	Townhouse	2	1	2	\$429K	\$455K
1 February, 2016	53 Cavell Ave	Semi-Detached	1	2	15	\$460K	\$460K
2 February, 2016	83A Harcourt Ave	Semi-Detached	3	4	7	\$889K	\$1,161K
5 February, 2016	57 Wroxeter Ave	Detached	3	3	2	\$849K	\$950K
8 February, 2016	121 Harcourt Ave	Detached	2	2	6	\$680K	\$900K
11 February, 2016	621 Greenwood Ave	Detached	3	2	3	\$750K	\$750K
17 February, 2016	3 Baird Ave	Semi-Detached	2	3	7	\$599K	\$677K
23 February, 2016	113 Blake St	Townhouse	4	3	11	\$500K	\$520K
24 February, 2016	78 Harcourt Ave	Semi-Detached	3	3	7	\$928K	\$1,211K
25 February, 2016	545 Jones Ave	Semi-Detached	3	2	8	\$570K	\$630K
6 March, 2016	52 Poucher St	Detached	3	2	12	\$699K	\$675K
8 March, 2016	55 Hazelwood Ave	Semi-Detached	3	3	8	\$949K	\$1,167K
	67 Earl Grey Rd	Detached	3	3	8	\$799K	\$750K
13 March, 2016	357 Riverdale Ave	Semi-Detached	3	2	4	\$749K	\$800K
30 March, 2016	47 Seymour Ave	Semi-Detached	3	2	2	\$850K	\$840K
5 April, 2016	51 Hunter St	Semi-Detached	2	2	7	\$700K	\$909K
	399 Jones Ave	Townhouse	2	2	6	\$600K	\$622K
6 April, 2016	48 Harcourt Ave	Detached	3	4	7	\$1,488K	\$1,725K
15 April, 2016	527 Pape Ave	Semi-Detached	4	2	7	\$685K	\$735K
16 April, 2016	51 Frizzell Ave	Semi-Detached	4	2	2	\$950K	\$970K
19 April, 2016	416 Jones Ave	Semi-Detached	3	2	7	\$680K	\$860K
20 April, 2016	426 Jones Ave	Townhouse	4	2	8	\$650K	\$840K
22 April, 2016	93 Cavell Ave	Semi-Detached	3	2	2	\$729K	\$730K

Data

Month, Day, Year of Sold Date	Address1	Property Type	Bedrooms	Washrooms	Days on the Market	List Price	Sold Price
25 April, 2016	10 Lydia Crt	Townhouse	2	3	7	\$699K	\$950K
	228 Chatham Ave	Detached	4	3	1	\$1,000K	\$960K
26 April, 2016	321 Bain Ave	Townhouse	3	2	13	\$650K	\$664K
10 May, 2016	54 Hazelwood Ave	Semi-Detached	3	1	7	\$799K	\$901K
11 May, 2016	Lot 1&2, 159 Boulton Ave	Detached	0	0	1	\$950K	\$930K
13 May, 2016	61 Cavell Ave	Semi-Detached	2	1	4	\$600K	\$705K
17 May, 2016	26 Hazelwood Ave	Semi-Detached	3	2	6	\$799K	\$941K
	43 Condor Ave	Semi-Detached	4	2	7	\$858K	\$858K
23 May, 2016	435 Jones Ave	Detached	3	4	3	\$1,299K	\$1,290K
28 May, 2016	118 Chatham Ave	Semi-Detached	3	2	12	\$850K	\$810K
31 May, 2016	51 Cavell Ave	Semi-Detached	1	1	7	\$499K	\$626K
10 June, 2016	1 Hunter St	Detached	3	3	17	\$850K	\$843K
13 June, 2016	1 Shudell Ave	Semi-Detached	3	2	0	\$700K	\$921K
20 June, 2016	567 Jones Ave	Semi-Detached	3	2	7	\$685K	\$695K
28 June, 2016	38 Boulton Ave	Detached	3	1	6	\$729K	\$766K
	116 Mountjoy Ave	Townhouse	3	3	5	\$699K	\$847K
29 June, 2016	412 Jones Ave	Semi-Detached	2	2	7	\$599K	\$715K
12 July, 2016	104 Oakvale Ave	Semi-Detached	3	2	7	\$700K	\$728K
	394 Jones Ave	Townhouse	4	3	7	\$699K	\$800K
13 July, 2016	9 Condor Ave	Detached	2	2	6	\$640K	\$801K
	319 Bain Ave	Townhouse	2	2	15	\$748K	\$730K
18 July, 2016	97 Frizzell Ave	Townhouse	2	1	6	\$730K	\$740K
28 July, 2016	3, 175 Jones Ave	Townhouse	2	2	0	\$758K	\$758K
	11, 175 Jones Ave	Townhouse	1	1	0	\$535K	\$535K
	72 Earl Grey Rd	Semi-Detached	3	2	9	\$600K	\$654K
30 July, 2016	339 Riverdale Ave	Semi-Detached	2	2	3	\$798K	\$918K
9 August, 2016	74 Wroxeter Ave	Detached	2	2	7	\$869K	\$1,166K
10 August, 2016	100 Frizzell Ave	Townhouse	2	2	19	\$899K	\$870K

Data

Month, Day, Year of Sold Date	Address1	Property Type	Bedrooms	Washrooms	Days on the Market	List Price	Sold Price
16 August, 2016	613 Pape Ave	Detached	3	1	7	\$799K	\$975K
12 September, 2016	282 Withrow Ave	Other		0	77	\$780K	\$804K
17 September, 2016	89 Boulton Ave	Detached	2	3	5	\$700K	\$788K
	136 Boulton Ave	Detached	0	0	5	\$550K	\$566K
19 September, 2016	48 Myrtle Ave	Semi-Detached	2	2	6	\$599K	\$838K
20 September, 2016	100 Harcourt Ave W	Semi-Detached	3	2	13	\$968K	\$1,050K
22 September, 2016	39 Queen Victoria St	Semi-Detached	2	1	2	\$569K	\$753K
26 September, 2016	9 Byron Ave	Semi-Detached	3	3	0	\$959K	\$930K
	501 Jones Ave	Semi-Detached	3	3	7	\$759K	\$750K
27 September, 2016	342 Jones Ave	Detached	5	5	9	\$599K	\$784K
5 October, 2016	146 Mountjoy Ave	Semi-Detached	3	2	7	\$720K	\$950K
18 October, 2016	46 Earl Grey Rd	Detached	2	3	6	\$1,000K	\$1,380K
22 October, 2016	3, 123 Strathcona Ave	Townhouse	2	2	3	\$450K	\$630K
	905 Danforth Ave	Other	2	3	3	\$1,289K	\$1,290K
25 October, 2016	10 Queen Victoria St	Semi-Detached	3	2	8	\$699K	\$802K
4 November, 2016	5 Hunter St	Semi-Detached	2	3	3	\$799K	\$950K
10 November, 2016	117 Blake St	Townhouse	3	3	7	\$520K	\$620K
12 November, 2016	451 Jones Ave	Detached	3	3	4	\$800K	\$905K
23 November, 2016	521 Jones Ave	Semi-Detached	4	2	10	\$649K	\$632K
26 November, 2016	571 Jones Ave	Semi-Detached	3	3	4	\$769K	\$761K
6 December, 2016	3 Phin Ave	Detached	4	2	8	\$949K	\$1,200K
7 December, 2016	100 Earl Grey Rd	Semi-Detached	4	4	6	\$950K	\$1,215K
8 December, 2016	80 Chatham Ave	Semi-Detached	3	2	2	\$799K	\$900K
11 December, 2016	138 Boulton Ave	Detached	3	3	24	\$1,200K	\$1,150K
13 December, 2016	121 Boulton Ave	Semi-Detached	2	2	7	\$699K	\$803K
16 December, 2016	88 Boulton Ave	Semi-Detached	3	1	15	\$879K	\$850K
20 December, 2016	53 Wroxeter Ave	Detached	5	5	22	\$1,388K	\$1,368K
22 January, 2017	25, 123 Strathcona Ave	Townhouse	2	1	20	\$550K	\$540K

Data

Month, Day, Year of Sold Date	Address1	Property Type	Bedrooms	Washrooms	Days on the Market	List Price	Sold Price
23 January, 2017	37 Poucher St	Semi-Detached	3	2	5	\$600K	\$790K
31 January, 2017	48 Boulton Ave	Detached	5	3	88	\$899K	\$899K
8 February, 2017	6 Boothroyd Ave	Detached	2	2	5	\$700K	\$912K
16 February, 2017	4 Chatham Ave	Semi-Detached	2	2	8	\$599K	\$791K
28 February, 2017	47 Shudell Ave	Semi-Detached	3	1	7	\$569K	\$890K
	56 Seymour Ave	Detached	3	2	7	\$1,099K	\$1,418K
7 March, 2017	53 Harcourt Ave	Detached	3	2	6	\$799K	\$1,385K
20 March, 2017	#12, 66 Boulton Ave	Townhouse	3	2	7	\$800K	\$985K
28 March, 2017	7 Seymour Ave	Semi-Detached	3	2	7	\$800K	\$998K
	47 Ravina Cres	Detached	3	2	7	\$995K	\$1,328K
31 March, 2017	584 Jones Ave	Other	4	4	10	\$1,350K	\$1,310K
18 April, 2017	94 Hazelwood Ave	Semi-Detached	3	1	5	\$1,198K	\$1,080K
23 April, 2017	63 Ravina Cres	Semi-Detached	3	3	5	\$1,095K	\$1,625K
26 April, 2017	120 Earl Grey Rd	Semi-Detached	4	2	7	\$1,180K	\$1,601K
2 May, 2017	101 Wroxeter Ave	Detached	3	2	7	\$999K	\$1,275K
5 May, 2017	#6, 66 Boulton Ave	Townhouse	3	2	3	\$750K	\$755K
12 May, 2017	12 Condor Ave	Detached	2	1	9	\$900K	\$1,060K
15 May, 2017	23 Baird Ave	Detached	3	2	6	\$1,099K	\$1,205K
17 May, 2017	49 Condor Ave	Semi-Detached	3	2	1	\$899K	\$1,150K
1 June, 2017	117 Harcourt Ave	Detached	3	3	3	\$1,200K	\$1,150K
3 June, 2017	62 Shudell Ave	Semi-Detached	3	2	9	\$980K	\$980K
21 June, 2017	907 Danforth Ave	Other	4	4	58	\$1,290K	\$980K
27 June, 2017	5, 123 Strathcona Ave	Townhouse	3	2	8	\$599K	\$650K
28 June, 2017	442 Jones Ave	Semi-Detached	3	2	5	\$819K	\$819K
1 July, 2017	14 Shudell Ave	Semi-Detached	2	2	4	\$750K	\$755K
9 July, 2017	485 Jones Ave	Detached	4	4	18	\$1,200K	\$1,140K
10 July, 2017	499 Pape Ave	Semi-Detached	6	4	40	\$1,149K	\$1,060K
26 July, 2017	31, 123 Strathcona Ave	Condo	2	1	6	\$550K	\$625K

Data

Month, Day, Year of Sold Date	Address1	Property Type	Bedrooms	Washrooms	Days on the Market	List Price	Sold Price
2 August, 2017	97 Boulton Ave	Semi-Detached	3	3	16	\$1,130K	\$1,070K
11 August, 2017	17 Condor Ave	Detached	3	2	1	\$1,190K	\$1,250K
28 August, 2017	47 Dingwall Ave	Detached	3	2	10	\$899K	\$901K
31 August, 2017	37 Poucher St	Semi-Detached	3	2	38	\$1,098K	\$1,098K
1 September, 2017	72 Seymour Ave	Detached	3	3	59	\$1,129K	\$1,075K
5 September, 2017	123 Boulton Ave	Semi-Detached	2	2	20	\$698K	\$685K
14 September, 2017	61 Wroxeter Ave	Semi-Detached	3	3	8	\$1,250K	\$1,200K
18 September, 2017	21 Wroxeter Ave	Detached	3	3	7	\$1,099K	\$1,250K
19 September, 2017	37 Condor Ave	Detached	4	4	7	\$1,200K	\$1,375K
23 September, 2017	431 Jones Ave	Semi-Detached	2	2	3	\$699K	\$811K
26 September, 2017	52 Frizzell Ave	Semi-Detached	3	2	13	\$858K	\$865K
6 October, 2017	438 Jones Ave	Townhouse	3	2	11	\$790K	\$765K
7 October, 2017	84 Chatham Ave	Semi-Detached	3	2	6	\$889K	\$889K
17 October, 2017	69 Ravina Cres	Semi-Detached	4	3	7	\$1,250K	\$1,362K
26 October, 2017	280 Withrow Ave	Detached	3	3	7	\$1,600K	\$1,558K
27 October, 2017	50 Wroxeter Ave	Semi-Detached	4	2	11	\$859K	\$850K
	62 Boulton Ave	Semi-Detached	4	1	3	\$750K	\$750K
	414 Jones Ave	Semi-Detached	3	2	8	\$830K	\$825K
30 October, 2017	433 Pape Ave	Townhouse	6	3	2	\$779K	\$750K
8 November, 2017	72 Earl Grey Rd	Semi-Detached	3	2	2	\$1,198K	\$1,275K
14 November, 2017	601 Pape Ave	Semi-Detached	4	2	28	\$868K	\$835K
15 November, 2017	18 Dawson Ave	Detached	1	3	9	\$749K	\$710K
19 November, 2017	491 Pape Ave	Semi-Detached	2	2	17	\$800K	\$825K
21 November, 2017	12 Egan Ave	Townhouse	3	2	6	\$699K	\$726K
24 November, 2017	543 Jones Ave	Detached	4	3	35	\$1,000K	\$985K
29 November, 2017	15 Egan Ave	Townhouse	3	2	88	\$660K	\$700K
	39 Seymour Ave	Townhouse	2	1	7	\$500K	\$602K
2 December, 2017	323 Bain Ave	Townhouse	2	2	24	\$770K	\$755K

Data

Month, Day, Year of Sold Date	Address1	Property Type	Bedrooms	Washrooms	Days on the Market	List Price	Sold Price
8 December, 2017	370 Jones Ave	Other	5	4	31	\$999K	\$989K
19 December, 2017	81 Boulton Ave	Semi-Detached	3	2	7	\$700K	\$681K
10 March, 2018	67 Condor Ave	Semi-Detached	1	1	2	\$579K	\$601K
24 March, 2018	80 Earl Grey Rd	Semi-Detached	3	1	3	\$889K	\$1,200K
26 March, 2018	52 Seymour Ave	Semi-Detached	2	2	6	\$689K	\$862K
27 March, 2018	74 Condor Ave	Semi-Detached	3	1	7	\$700K	\$828K
29 March, 2018	7 Byron Ave	Semi-Detached	3	1	8	\$749K	\$789K