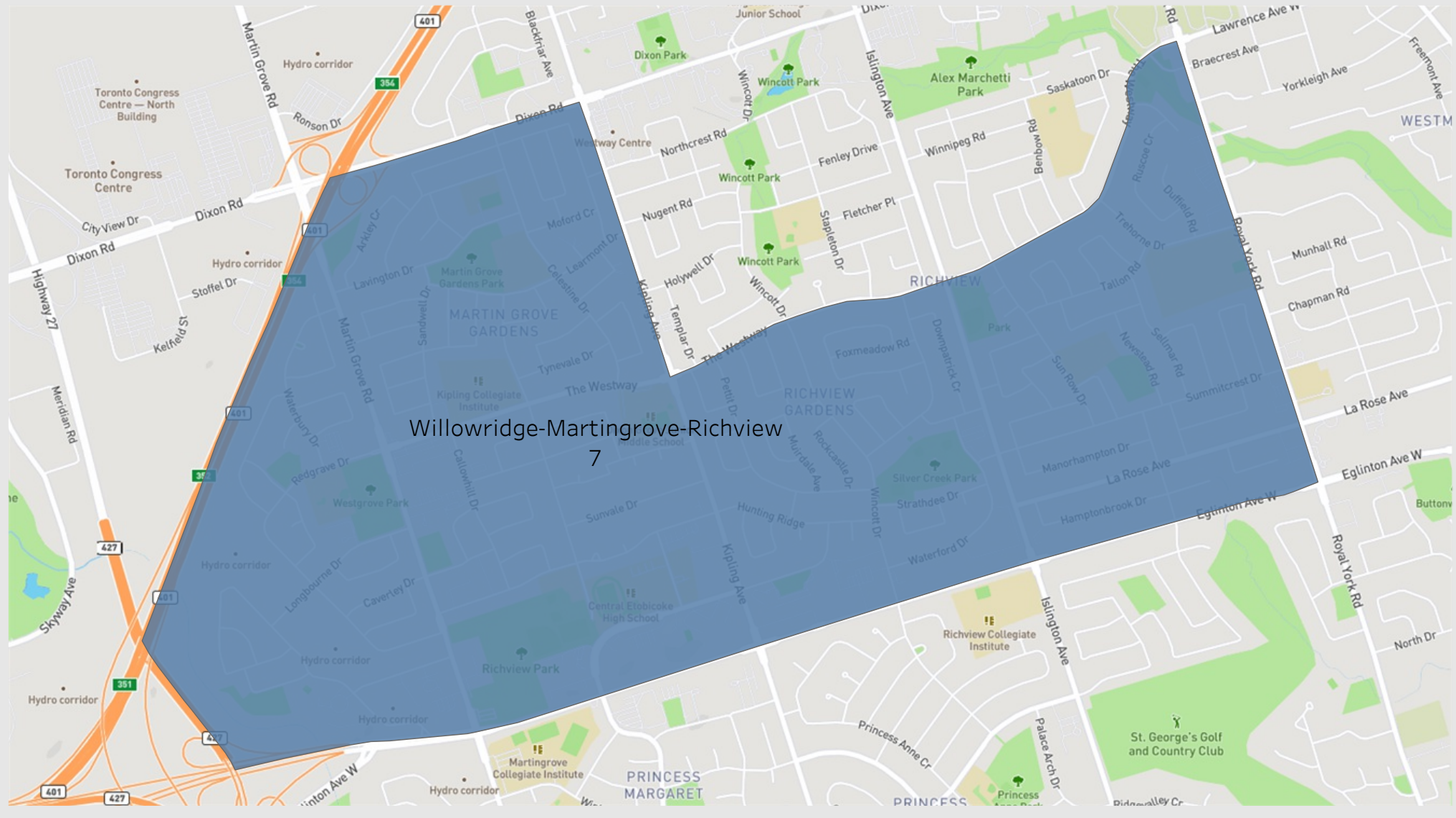


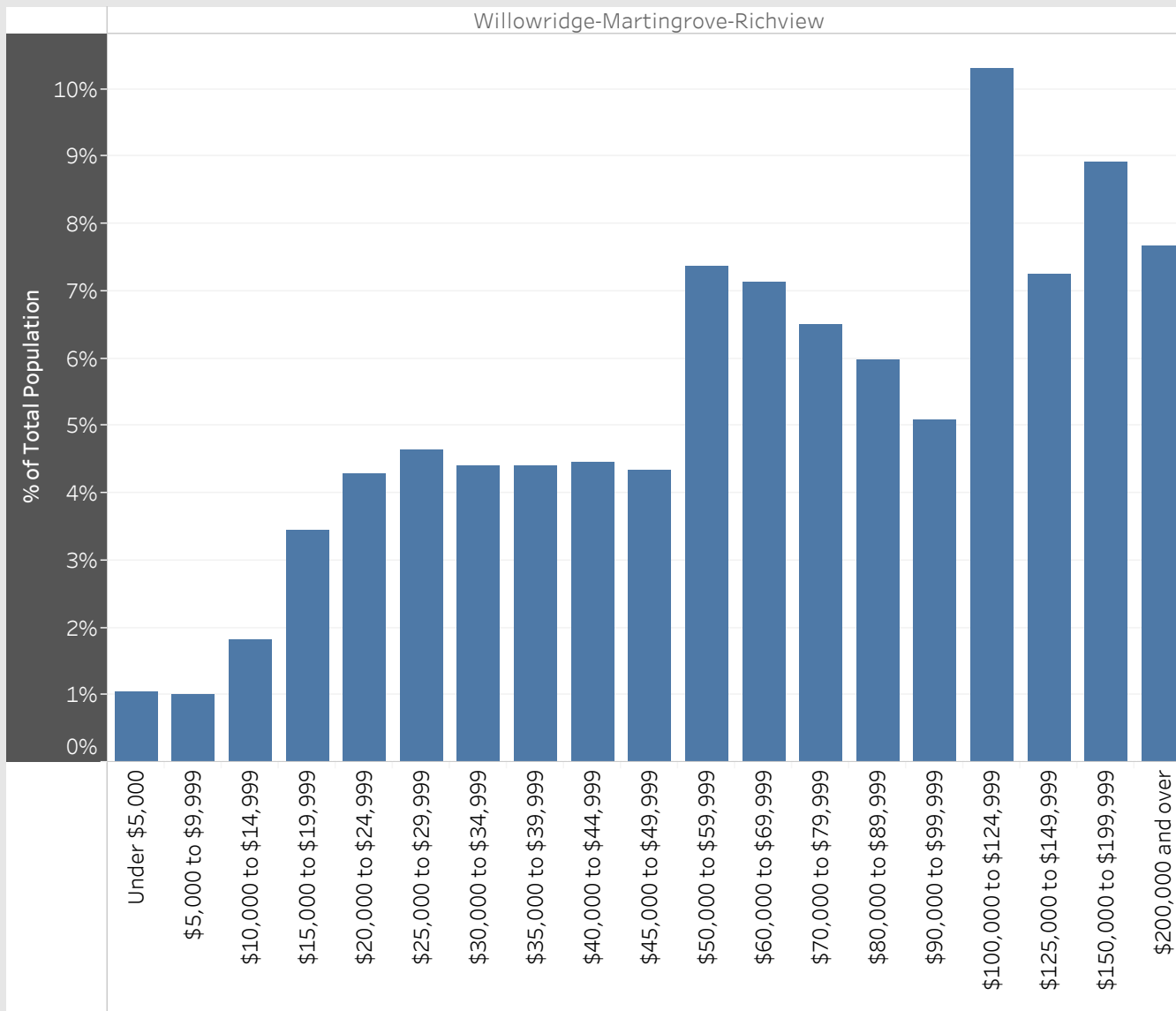
Willowridge-Martingrove-Richview  
Neighbourhood Breakdown  
July 1st, 2015 - March 31st, 2018



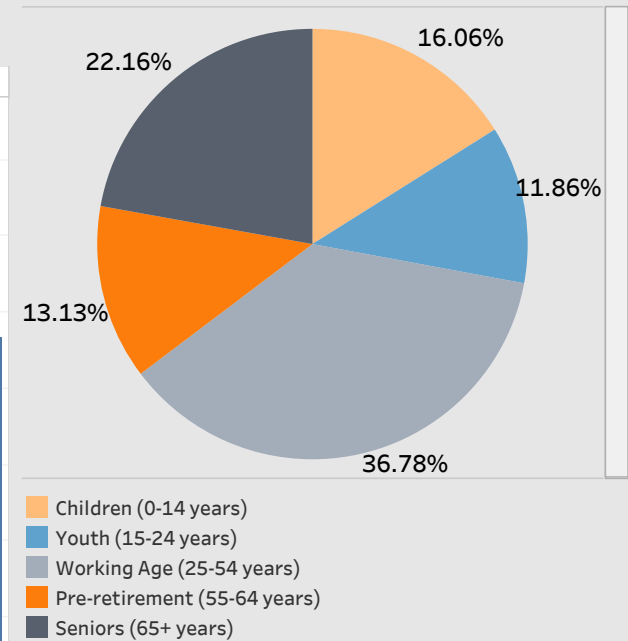
Willowridge-Martingrove-Richview  
7

# 2016 StatsCan Data

## Household Income in Willowridge-Martingrove-Richview



### Age



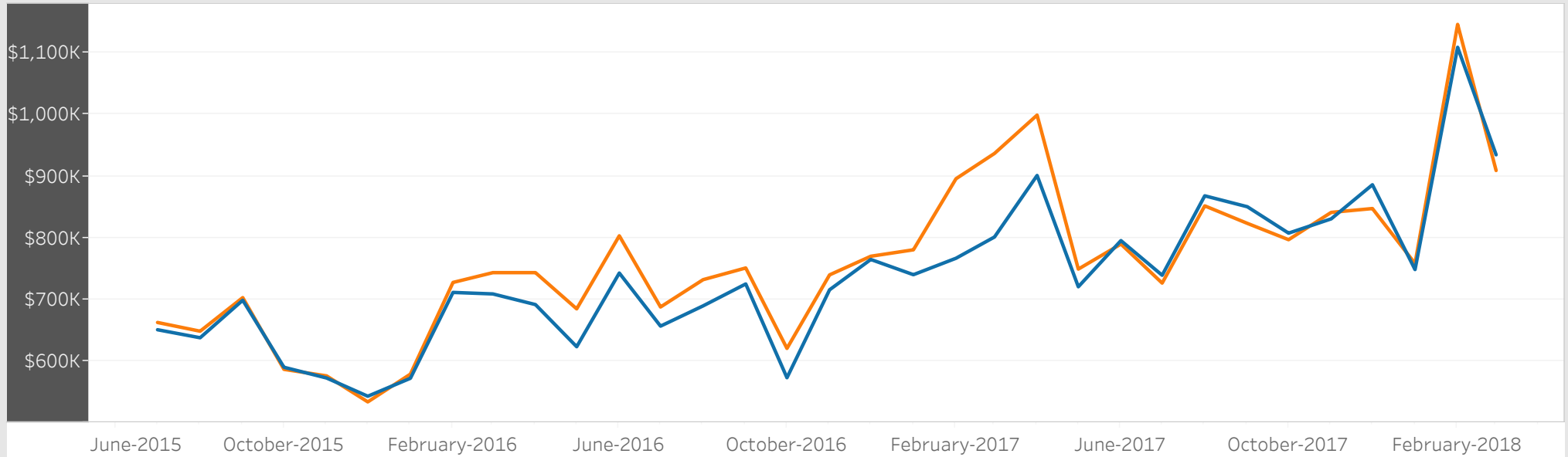
### Visible Minorities

Not a visible minority	59.88%
Black	13.36%
South Asian	10.56%
Latin American	4.22%
Filipino	2.91%
Chinese	2.32%
Korean	1.85%
Visible minority; n.i.e.	1.53%
Multiple visible minorities	1.17%
West Asian	0.68%
Arab	0.61%
Southeast Asian	0.50%
Japanese	0.41%

## Average Sold Price vs. Average Ask Price in Willowridge-Martingrove-Richview

Avg. List Price

Avg. Sold Price



## Properties Sold in Willowridge-Martingrove-Richview by Month

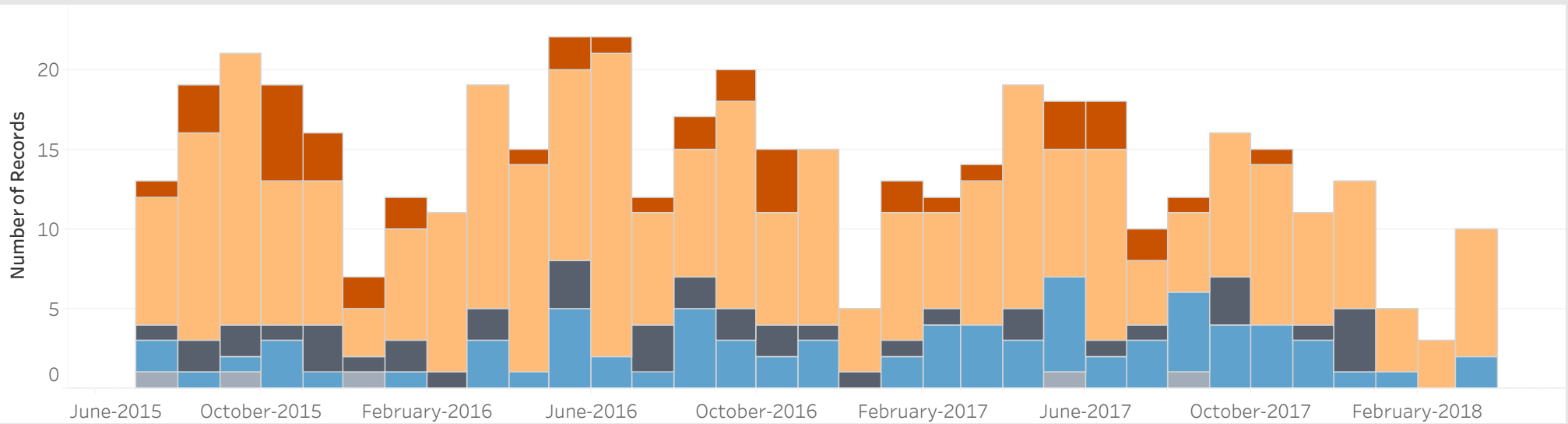
Condo

Detached

Semi-Detached

Townhouse

Other



## Data

Month, Day, Year of Sold Date	Address1	Property Type	Bedrooms	Washrooms	Days on the Market	List Price	Sold Price
5 July, 2015	81 Celestine Dr, Toronto	Detached	3	2	5	\$700K	\$725K
7 July, 2015	19D Hobden Pl, Toronto	Townhouse	3	3	21	\$485K	\$481K
	40 Richgrove Dr, Toronto	Semi-Detached	4	3	13	\$580K	\$580K
14 July, 2015	24 Breadner Dr, Toronto	Detached	3	2	7	\$659K	\$658K
19 July, 2015	9 Tynevale Dr, Toronto	Detached	3	1	6	\$630K	\$620K
24 July, 2015	72 Waterbury Dr, Toronto	Other	3	3	28	\$559K	\$530K
27 July, 2015	19B Hobden Pl, Toronto	Townhouse	3	2	6	\$490K	\$496K
	41 Ashmount Cres, Toronto	Detached	5	4	13	\$820K	\$810K
	49 Sunvale Dr, Toronto	Detached	3	2	7	\$775K	\$830K
28 July, 2015	27 Rockcastle Dr, Toronto	Detached	4	4	7	\$899K	\$1,030K
29 July, 2015	211, 44 Longbourne Dr, Toronto	Condo	2	1	31	\$190K	\$175K
30 July, 2015	9 Crestridge Heights Rd, Toronto	Detached	4	3	16	\$989K	\$982K
	173 Wincott Dr, Toronto	Detached	3	2	8	\$689K	\$700K
1 August, 2015	32 Clarion Rd, Toronto	Semi-Detached	3	3	25	\$510K	\$500K
3 August, 2015	39 Waterbury Dr, Toronto	Semi-Detached	4	3	7	\$520K	\$575K
4 August, 2015	43 Jardine Pl, Toronto	Detached	3	2	7	\$700K	\$770K
6 August, 2015	Th 28, 187 La Rose Ave, Toronto	Townhouse	3	3	11	\$729K	\$720K
10 August, 2015	34 Norgrove Cres, Toronto	Detached	3	3	22	\$849K	\$849K
12 August, 2015	30 Ruscoe Cres, Toronto	Detached	3	2	1	\$680K	\$740K
15 August, 2015	219 The Westway , Toronto	Detached	3	2	11	\$670K	\$673K
18 August, 2015	62 Sun Row Dr, Toronto	Detached	3	2	8	\$700K	\$790K
	81 Celestine Dr, Toronto	Detached	3	2	8	\$725K	\$725K
19 August, 2015	17 Crestridge Heights Rd, Toronto	Detached	3	2	35	\$890K	\$840K
	72 Brampton Rd, Toronto	Detached	3	2	93	\$725K	\$725K
	104, 1403 Royal York Rd, Toronto	Condo	2	2	14	\$441K	\$433K
23 August, 2015	51 Lavington Dr, Toronto	Detached	3	2	6	\$570K	\$596K
24 August, 2015	202 The Westway , Toronto	Detached	3	1	20	\$600K	\$588K
26 August, 2015	96 La Rose Ave, Toronto	Detached	3	2	24	\$800K	\$752K

## Data

Month, Day, Year of Sold Date	Address1	Property Type	Bedrooms	Washrooms	Days on the Market	List Price	Sold Price
26 August, 2015	211, 25 Richgrove Dr, Toronto	Condo	2	3	22	\$425K	\$428K
27 August, 2015	61 Willowridge Rd, Toronto	Detached	4	3	10	\$600K	\$600K
	710, 1403 Royal York Rd, Toronto	Condo	2	2	24	\$406K	\$402K
28 August, 2015	357 The Westway , Toronto	Detached	3	2	2	\$585K	\$621K
2 September, 2015	108 Sabrina Dr, Toronto	Detached	3	3	8	\$500K	\$570K
3 September, 2015	28 Trehorne Dr, Toronto	Detached	3	2	18	\$699K	\$690K
14 September, 2015	5 Ingleport Pl, Toronto	Detached	3	2	91	\$680K	\$640K
	57 Gracey Blvd, Toronto	Detached	3	2	7	\$689K	\$709K
17 September, 2015	19 Caverley Dr, Toronto	Detached	4	2	9	\$720K	\$740K
20 September, 2015	23 Caverley Dr, Toronto	Detached	4	2	19	\$699K	\$668K
	26 Trio Ave, Toronto	Detached	4	4	69	\$1,495K	\$1,450K
21 September, 2015	93 Redgrave Dr, Toronto	Other	4	4	18	\$650K	\$615K
	95 Redgrave Dr, Toronto	Detached	4	4	6	\$600K	\$625K
22 September, 2015	12 Vicarage Crt, Toronto	Detached	3	2		\$699K	\$688K
	73 Breadner Dr, Toronto	Detached	3	2	14	\$630K	\$650K
23 September, 2015	39 Hunting Rdge, Toronto	Detached	2	1	9	\$800K	\$836K
24 September, 2015	30 Sabrina Dr, Toronto	Detached	3	3	30	\$660K	\$643K
	48 Clarion Rd, Toronto	Semi-Detached	3	2	17	\$470K	\$455K
	1562 Kipling Ave, Toronto	Townhouse	3	3	2	\$609K	\$612K
26 September, 2015	30 Shipley Rd, Toronto	Detached	3	2	5	\$750K	\$786K
	69 Redgrave Dr, Toronto	Semi-Detached	4	2	25	\$549K	\$530K
29 September, 2015	58 Brampton Rd, Toronto	Detached	3	2	6	\$600K	\$650K
	106 Sabrina Dr, Toronto	Detached	3	2	120	\$500K	\$580K
30 September, 2015	19 Duffield Rd, Toronto	Detached	3	2	10	\$900K	\$875K
	95 Waterford Dr, Toronto	Detached	3	2	11	\$779K	\$755K
1 October, 2015	39, 195 La Rose Ave, Toronto	Townhouse	2	4	16	\$750K	\$738K
8 October, 2015	31 Norgrove Cres, Toronto	Detached	3	2	9	\$850K	\$845K
9 October, 2015	7 Ingleport Pl, Toronto	Detached	3	1	8	\$539K	\$559K

## Data

Month, Day, Year of Sold Date	Address1	Property Type	Bedrooms	Washrooms	Days on the Market	List Price	Sold Price
11 October, 2015	346 The Westway , Toronto	Detached	3	2	26	\$599K	\$595K
13 October, 2015	40 Landron Cres, Toronto	Detached	3	3	30	\$870K	\$848K
	1407, 1403 Royal York Rd, Toronto	Condo	2	2	4	\$400K	\$390K
14 October, 2015	5 Earldown Dr, Toronto	Detached	3	4	17	\$799K	\$794K
15 October, 2015	17C Hobden Pl, Toronto	Townhouse	3	3	14	\$484K	\$478K
19 October, 2015	908, 1403 Royal York Rd, Toronto	Condo	2	2	6	\$418K	\$405K
20 October, 2015	34 Pettit Dr, Toronto	Detached	3	3	7	\$900K	\$890K
21 October, 2015	304, 44 Longbourne Dr, Toronto	Condo	2	2	7	\$230K	\$224K
22 October, 2015	104, 5 Richgrove Dr, Toronto	Townhouse	2	2	44	\$380K	\$366K
23 October, 2015	84 Willowridge Rd, Toronto	Detached	4	3	11	\$650K	\$637K
26 October, 2015	28 Strathdee Dr, Toronto	Detached	4	3	8	\$900K	\$965K
	82 Sun Row Dr, Toronto	Detached	3	1	12	\$699K	\$705K
27 October, 2015	5 Midden Cres, Toronto	Semi-Detached	3	2	2	\$550K	\$533K
	410, 1403 Royal York Rd, Toronto	Condo	2	2	22	\$409K	\$405K
28 October, 2015	114, 25 Richgrove Dr, Toronto	Condo	2	2	28	\$365K	\$355K
29 October, 2015	210, 25 Richgrove Dr, Toronto	Condo	2	3	63	\$425K	\$420K
1 November, 2015	95 Willowridge Rd, Toronto	Detached	4	4	11	\$649K	\$637K
4 November, 2015	25 Hepworth Dr, Toronto	Semi-Detached	4	2	6	\$400K	\$416K
5 November, 2015	5 Ladbrooke Rd, Toronto	Detached	3	2	10	\$750K	\$755K
11 November, 2015	186 Wincott Dr, Toronto	Detached	3	3	50	\$800K	\$790K
13 November, 2015	59 Trehorne Dr, Toronto	Detached	3	2	57	\$785K	\$795K
16 November, 2015	12 Feller Rd, Toronto	Detached	3	2	13	\$750K	\$745K
18 November, 2015	811, 1403 Royal York Rd, Toronto	Condo	2	2	51	\$403K	\$393K
19 November, 2015	203, 5 Richgrove Dr, Toronto	Townhouse	2	2	61	\$355K	\$355K
21 November, 2015	30 Tapley Dr, Toronto	Detached	3	2	25	\$650K	\$622K
22 November, 2015	7 Shipley Rd, Toronto	Detached	3	2	33	\$749K	\$749K
	11 Abigail Pl, Toronto	Semi-Detached	3	2	12	\$500K	\$557K
23 November, 2015	15 Ruscoe Cres, Toronto	Detached	3	2	7	\$680K	\$687K

## Data

Month, Day, Year of Sold Date	Address1	Property Type	Bedrooms	Washrooms	Days on the Market	List Price	Sold Price
26 November, 2015	57 Longbourne Dr, Toronto	Semi-Detached	3	2	14	\$550K	\$538K
	1409, 340 Dixon Rd, Toronto	Condo	2	1	6	\$99K	\$95K
28 November, 2015	903, 44 Longbourne Dr, Toronto	Condo	2	2	34	\$250K	\$248K
29 November, 2015	81 Summitcrest Dr, Toronto	Detached	3	3	6	\$798K	\$840K
1 December, 2015	11 Foxmeadow Rd, Toronto	Detached	3	2	13	\$800K	\$805K
3 December, 2015	72 Clarion Rd, Toronto	Semi-Detached	3	2	39	\$479K	\$470K
	412, 44 Longbourne Dr, Toronto	Condo	2	2	10	\$210K	\$205K
13 December, 2015	12 Summitcrest Dr, Toronto	Detached	3	2	6	\$800K	\$775K
22 December, 2015	31 Landron Cres, Toronto	Detached	3	2	20	\$750K	\$736K
	61 Redgrave Dr, Toronto	Other	3	2	29	\$590K	\$580K
	806, 44 Longbourne Dr, Toronto	Condo	2	1	22	\$175K	\$168K
5 January, 2016	104, 44 Longbourne Dr, Toronto	Condo	2	2	184	\$235K	\$210K
6 January, 2016	31 Downpatrick Cres, Toronto	Detached	5	2	106	\$780K	\$780K
7 January, 2016	351 The Westway , Toronto	Detached	3	2	1	\$619K	\$621K
11 January, 2016	29 Kingsborough Cres, Toronto	Detached	3	3	6	\$829K	\$810K
15 January, 2016	16 Winterset Cres, Toronto	Detached	3	2	3	\$690K	\$690K
19 January, 2016	305, 44 Longbourne Dr, Toronto	Condo	2	2	14	\$190K	\$187K
21 January, 2016	22 Hepworth Dr	Semi-Detached	3	2	57	\$499K	\$489K
	29 Hobden Pl	Detached	4	3	6	\$650K	\$671K
24 January, 2016	115 Summitcrest Dr	Detached	4	2	11	\$850K	\$887K
	216, 25 Richgrove Dr	Townhouse	2	2	19	\$379K	\$369K
27 January, 2016	27 Callowhill Dr	Semi-Detached	4	2	2	\$499K	\$581K
29 January, 2016	18 Ludstone Dr	Detached	3	2	67	\$650K	\$655K
1 February, 2016	11 Duffield Rd	Detached	3	2	12	\$675K	\$711K
	212 Redgrave Dr	Detached	3	2	5	\$680K	\$725K
2 February, 2016	5 Bethwin Pl	Detached	3	1	8	\$590K	\$652K
9 February, 2016	27 Shipley Rd	Detached	3	2	6	\$640K	\$695K
11 February, 2016	30 Jardine Pl	Detached	3	2	9	\$695K	\$695K

## Data

Month, Day, Year of Sold Date	Address1	Property Type	Bedrooms	Washrooms	Days on the Market	List Price	Sold Price
12 February, 2016	61 Hunting Rdge	Detached	4	3	18	\$970K	\$950K
17 February, 2016	25 Hepworth Dr	Semi-Detached	4	3	7	\$600K	\$599K
	72 Lavington Dr	Detached	3	2	13	\$650K	\$645K
22 February, 2016	20 Birchleaf Cres	Detached	4	3	6	\$699K	\$700K
23 February, 2016	27 Jardine Pl	Detached	3	2	36	\$730K	\$726K
24 February, 2016	47 Hartsdale Dr	Detached	4	3	6	\$899K	\$907K
3 March, 2016	6 Sandwell Dr	Detached	3	2	10	\$650K	\$640K
4 March, 2016	83 Sabrina Dr	Detached	3	2	9	\$530K	\$633K
8 March, 2016	66 Ashmount Cres	Detached	4	3	19	\$998K	\$948K
11 March, 2016	21 B Hobden Pl	Townhouse	3	2	2	\$525K	\$525K
	22 Farley Cres	Detached	3	2	18	\$690K	\$675K
	64 Clarion Rd	Semi-Detached	3	2	8	\$400K	\$477K
14 March, 2016	11 Tallon Rd	Detached	3	2	4	\$750K	\$800K
17 March, 2016	37 Russell Rd W	Detached	3	3	44	\$960K	\$933K
	208, 5 Richgrove Dr	Townhouse	2	2	7	\$390K	\$379K
18 March, 2016	7 Carswell Pl	Detached	3	2	23	\$769K	\$770K
19 March, 2016	24 Thelmere Pl	Detached	3	2	3	\$680K	\$680K
20 March, 2016	30 Summitcrest Dr	Detached	3	3	6	\$850K	\$930K
	40 Dunsany Cres	Semi-Detached	4	3	5	\$550K	\$596K
23 March, 2016	109, 25 Richgrove Dr	Townhouse	2	2	12	\$380K	\$392K
29 March, 2016	1 Tewsley Pl	Detached	3	2	0	\$724K	\$740K
	14 Kingsborough Cres	Detached	4	4	8	\$998K	\$1,305K
	19 Muirdale Ave	Detached	4	4	7	\$1,000K	\$1,055K
	37 Kingsgate Cres	Detached	3	2	13	\$880K	\$900K
30 March, 2016	144 Redgrave Dr	Detached	4	3	16	\$750K	\$750K
2 April, 2016	35 Celestine Dr	Detached	3	3	3	\$769K	\$759K
4 April, 2016	7 Hamptonbrook Dr	Detached	3	2	5	\$739K	\$770K
5 April, 2016	61 Norgrove Cres	Detached	3	3	8	\$825K	\$930K



## Data

Month, Day, Year of Sold Date	Address1	Property Type	Bedrooms	Washrooms	Days on the Market	List Price	Sold Price
6 April, 2016	2 Paddington Pl	Detached	3	2	8	\$798K	\$995K
10 April, 2016	25 Breadner Dr	Detached	3	2	4	\$650K	\$740K
11 April, 2016	54 Summitcrest Dr	Detached	3	3	12	\$850K	\$954K
14 April, 2016	6 Powburn Pl	Detached	3	2	1	\$655K	\$683K
15 April, 2016	45 Ladbrooke Rd	Detached	3	2	8	\$738K	\$734K
17 April, 2016	37 Brampton Rd	Detached	3	2	3	\$650K	\$705K
20 April, 2016	14 Crestridge Heights Rd	Detached	3	4	2	\$960K	\$1,015K
	701, 138 Widdicombe Hill Blvd	Townhouse	2	2	16	\$470K	\$468K
23 April, 2016	901, 44 Longbourne Dr	Condo	1	1	17	\$170K	\$175K
25 April, 2016	2 Feller Rd	Detached	3	2	4	\$575K	\$620K
27 April, 2016	8 Downpatrick Cres	Detached	3	2	7	\$800K	\$865K
28 April, 2016	25 Duffield Rd	Detached	2	3	10	\$729K	\$741K
2 May, 2016	28 Sabrina Dr	Detached	3	1	5	\$500K	\$647K
3 May, 2016	219, 25 Richgrove Dr	Townhouse	2	2	7	\$369K	\$392K
5 May, 2016	128 Willowridge Rd	Semi-Detached	4	2	20	\$580K	\$570K
7 May, 2016	1554 Kipling Ave	Townhouse	3	3	7	\$699K	\$700K
8 May, 2016	17 Hamptonbrook Dr	Detached	3	2	2	\$700K	\$850K
9 May, 2016	41 Arkley Cres	Detached	3	2	4	\$529K	\$640K
10 May, 2016	45 Brampton Rd	Detached	3	2	6	\$700K	\$805K
12 May, 2016	3 Strathdee Dr	Detached	4	3	8	\$950K	\$995K
14 May, 2016	A, 21 Hobden Pl	Townhouse	3	2	2	\$520K	\$525K
16 May, 2016	30 Tapley Dr	Detached	3	2	6	\$749K	\$784K
	49 Jardine Pl	Detached	3	2	7	\$600K	\$720K
18 May, 2016	1206, 95 La Rose Ave	Condo	2	2	6	\$540K	\$532K
20 May, 2016	216, 5 Richgrove Dr	Townhouse	2	2	2	\$380K	\$405K
23 May, 2016	719, 138 Widdicombe Hill Blvd	Townhouse	2	2	48	\$440K	\$427K
24 May, 2016	7 Waterbury Dr	Detached	3	2	8	\$699K	\$750K
	30 Landron Cres	Detached	3	2	8	\$800K	\$885K

## Data

Month, Day, Year of Sold Date	Address1	Property Type	Bedrooms	Washrooms	Days on the Market	List Price	Sold Price
26 May, 2016	98 Redgrave Dr	Semi-Detached	4	2	10	\$500K	\$581K
27 May, 2016	26 Trehorne Dr	Detached	3	2	11	\$700K	\$796K
	706, 95 La Rose Ave	Condo	3	2	53	\$419K	\$419K
28 May, 2016	351 The Westway	Detached	3	3	4	\$749K	\$841K
31 May, 2016	83 Redgrave Dr	Semi-Detached	3	3	8	\$599K	\$599K
	84 Waterford Dr	Detached	3	3	5	\$998K	\$1,206K
1 June, 2016	1 Bethwin Pl	Detached	3	2	8	\$659K	\$712K
	19 Winterset Cres	Detached	4	3	15	\$665K	\$705K
2 June, 2016	338 The Westway	Detached	3	2	9	\$680K	\$663K
3 June, 2016	61 Willowridge Rd	Detached	4	4	35	\$880K	\$820K
5 June, 2016	23 Tewsley Pl	Detached	3	2	11	\$700K	\$800K
6 June, 2016	43 Shortland Cres	Detached	3	3	4	\$950K	\$1,163K
8 June, 2016	710, 44 Longbourne Dr	Condo	3	2	15	\$320K	\$345K
10 June, 2016	22 Rockcastle Dr	Detached	4	3	3	\$998K	\$1,240K
12 June, 2016	4 Buckley Cres	Detached	3	2	41	\$700K	\$690K
	310, 132 Widdicombe Hill Blvd	Townhouse	1	1	22	\$339K	\$330K
14 June, 2016	113 Summitcrest Dr	Detached	3	2	34	\$850K	\$880K
15 June, 2016	6 Bethwin Pl	Detached	3	2	9	\$700K	\$810K
	21 Russell Rd	Detached	3	2	20	\$960K	\$915K
	28 Sheffley Cres	Detached	4	4	8	\$998K	\$1,260K
16 June, 2016	16 Parmalea Cres	Detached	4	3	14	\$800K	\$960K
	518, 142 Widdicombe Hill Blvd	Townhouse	2	2	62	\$549K	\$528K
19 June, 2016	12 Crestridge Heights Rd	Detached	3	2	32	\$950K	\$915K
23 June, 2016	9 Clement Rd	Detached	3	1	6	\$550K	\$650K
	355 The Westway	Detached	3	2	8	\$650K	\$655K
24 June, 2016	51 Sellmar Rd	Detached	3	3	8	\$950K	\$960K
28 June, 2016	12 Kylemore Cres	Detached	3	2	6	\$848K	\$951K
	33 Powburn Pl	Detached	3	2	7	\$650K	\$720K

## Data

Month, Day, Year of Sold Date	Address1	Property Type	Bedrooms	Washrooms	Days on the Market	List Price	Sold Price
7 July, 2016	5 Bethwin Pl	Detached	3	2	10	\$750K	\$801K
8 July, 2016	9 Abigail Pl	Semi-Detached	3	3	8	\$600K	\$650K
	29 Breadner Dr	Detached	3	2	100	\$780K	\$775K
	306, 44 Longbourne Dr	Condo	1	1	11	\$175K	\$180K
10 July, 2016	26 Celestine Dr	Detached	3	2	5	\$700K	\$690K
	618, 140 Widdicombe Hill Blvd	Townhouse	2	2	6	\$469K	\$469K
11 July, 2016	21 Sheffley Cres	Detached	3	5	7	\$1,000K	\$1,130K
13 July, 2016	4A Clarion Rd	Semi-Detached	3	2	2	\$520K	\$610K
20 July, 2016	11 Birchleaf Cres	Detached	4	4	34	\$970K	\$975K
26 July, 2016	38 Callowhill Dr	Semi-Detached	3	2	15	\$590K	\$580K
27 July, 2016	54 Breadner Dr	Detached	4	2	12	\$650K	\$760K
28 July, 2016	47 Vanderbrent Cres	Detached	4	2	48	\$680K	\$635K
3 August, 2016	201, 5 Richgrove Dr	Townhouse	3	3	13	\$440K	\$485K
4 August, 2016	26 Waterbury Dr	Semi-Detached	3	2	10	\$596K	\$586K
6 August, 2016	86 Waterford Dr	Detached	4	3	3	\$1,000K	\$1,250K
7 August, 2016	17A Hobden Pl	Townhouse	3	2	5	\$519K	\$561K
8 August, 2016	512, 142 Widdicombe Hill Blvd	Townhouse	2	2	68	\$528K	\$525K
	1004, 44 Longbourne Dr	Condo	3	2	13	\$340K	\$339K
9 August, 2016	28 Rowse Cres	Detached	3	2	26	\$825K	\$801K
11 August, 2016	82 Sun Row Dr	Detached	3	2	1	\$909K	\$920K
15 August, 2016	19 Tynevale Dr	Detached	3	2	19	\$849K	\$835K
	607, 140 Widdicombe Hill Blvd	Townhouse	2	2	34	\$480K	\$485K
16 August, 2016	14 Clarion Rd	Semi-Detached	3	1	7	\$509K	\$556K
17 August, 2016	35, 193 La Rose Ave	Townhouse	2	4	12	\$825K	\$855K
24 August, 2016	150 Redgrave Dr	Detached	3	3	6	\$888K	\$920K
	1111, 44 Longbourne Dr	Condo	2	1	14	\$242K	\$228K
25 August, 2016	47 Learmont Dr	Detached	3	2	0	\$779K	\$844K
29 August, 2016	27 Kingsborough Cres	Detached	4	3	10	\$999K	\$1,227K

## Data

Month, Day, Year of Sold Date	Address1	Property Type	Bedrooms	Washrooms	Days on the Market	List Price	Sold Price
31 August, 2016	55 Downpatrick Cres	Detached	4	3	7	\$999K	\$1,030K
7 September, 2016	1 Tapley Dr	Detached	3	2	34	\$760K	\$750K
	17 Watling St	Detached	3	3	10	\$979K	\$1,015K
	64 Clarion Rd	Semi-Detached	3	3	9	\$600K	\$620K
8 September, 2016	16, 197 La Rose Ave	Townhouse	3	3	37	\$899K	\$895K
10 September, 2016	47 Jardine Pl	Detached	3	2	4	\$700K	\$735K
	325 The Westway	Detached	3	3	4	\$680K	\$784K
13 September, 2016	606, 44 Longbourne Dr	Condo	1	1	15	\$196K	\$192K
14 September, 2016	607, 44 Longbourne Dr	Condo	2	2	23	\$240K	\$242K
16 September, 2016	219 The Westway	Detached	3	2	18	\$849K	\$880K
19 September, 2016	23 Hepworth Dr	Semi-Detached	4	2	12	\$550K	\$583K
	39 Norgrove Cres	Detached	3	3	7	\$850K	\$953K
	202, 5 Richgrove Dr	Townhouse	2	2	7	\$385K	\$415K
20 September, 2016	17 Tynevale Dr	Detached	3	2	7	\$799K	\$825K
21 September, 2016	32 Rockcastle Dr	Detached	4	3	8	\$1,100K	\$1,175K
24 September, 2016	715, 138 Widdicombe Hill Blvd	Townhouse	2	2	8	\$540K	\$533K
26 September, 2016	248 La Rose Ave	Detached	3	3	0	\$950K	\$950K
27 September, 2016	3 Westwynd Crt	Detached	3	3	6	\$749K	\$801K
28 September, 2016	4 Haverstock Lane	Detached	4	3	13	\$1,000K	\$975K
30 September, 2016	25 Hobden Pl	Detached	5	4	14	\$800K	\$797K
	105 Summitcrest Dr	Detached	3	2	10	\$880K	\$903K
1 October, 2016	21 Shadwick Dr	Detached	3	2	3	\$789K	\$901K
	1203, 44 Longbourne Dr	Condo	3	2	3	\$350K	\$348K
3 October, 2016	11 Shipley Rd	Detached	3	2	5	\$700K	\$782K
5 October, 2016	1001, 44 Longbourne Dr	Condo	1	1	21	\$190K	\$187K
6 October, 2016	6 Hilliard Pl	Semi-Detached	3	2	8	\$589K	\$615K
11 October, 2016	14 Landigo Dr	Detached	3	2	20	\$770K	\$750K
	42 Spencely Crt S	Detached	4	1	14	\$779K	\$880K

## Data

Month, Day, Year of Sold Date	Address1	Property Type	Bedrooms	Washrooms	Days on the Market	List Price	Sold Price
11 October, 2016	102, 35 Richgrove Dr	Townhouse	3	3	8	\$440K	\$475K
14 October, 2016	210, 44 Longbourne Dr	Condo	3	2	36	\$350K	\$340K
17 October, 2016	16 Midden Cres	Semi-Detached	3	2	6	\$590K	\$615K
19 October, 2016	48 Woodpark Rd	Detached	3	2	7	\$850K	\$978K
22 October, 2016	524, 142 Widdicombe Hill Blvd	Townhouse	2	2	62	\$469K	\$465K
25 October, 2016	1107, 44 Longbourne Dr	Condo	2	2	49	\$260K	\$242K
26 October, 2016	4 Thorpe Rd	Detached	3	2	8	\$675K	\$765K
27 October, 2016	6 Crestridge Heights Rd	Detached	4	3	8	\$800K	\$970K
2 November, 2016	11B Hobden Pl	Townhouse	3	2	2	\$529K	\$555K
8 November, 2016	35 Duffield Rd	Detached	3	2	14	\$800K	\$810K
9 November, 2016	168 Redgrave Dr	Detached	4	2	15	\$699K	\$682K
14 November, 2016	8 Tapley Dr	Detached	3	2	5	\$788K	\$785K
	104 Willowridge Rd	Semi-Detached	4	2	8	\$599K	\$642K
15 November, 2016	6 Kenning Pl	Detached	4	2	7	\$870K	\$925K
	14 Shortland Cres	Detached	3	2	5	\$989K	\$966K
16 November, 2016	20 Woodpark Rd	Detached	3	2	7	\$800K	\$985K
17 November, 2016	158 Redgrave Dr	Detached	3	4	37	\$749K	\$720K
	414, 130 Widdicombe Hill Blvd	Townhouse	2	2	21	\$550K	\$538K
19 November, 2016	18 Caverley Dr	Detached	3	3	15	\$780K	\$765K
21 November, 2016	8 Vanderbrent Cres	Detached	4	2	6	\$665K	\$660K
22 November, 2016	37 Jardine Pl	Detached	3	2	7	\$695K	\$798K
27 November, 2016	42 Lavington Dr	Detached	3	2	5	\$585K	\$630K
28 November, 2016	201, 134 Widdicombe Hill Blvd	Townhouse	3	2	5	\$639K	\$638K
9 December, 2016	373 The Westway Way	Detached	4	4	56	\$890K	\$880K
14 December, 2016	41 Redgrave Dr	Semi-Detached	3	3	12	\$599K	\$596K
15 December, 2016	37 Clement Rd	Detached	3	2	7	\$686K	\$750K
20 December, 2016	52 Ludstone Dr	Detached	3	2	13	\$800K	\$785K
23 December, 2016	338 The Westway	Detached	3	3	16	\$850K	\$840K

## Data

Month, Day, Year of Sold Date	Address1	Property Type	Bedrooms	Washrooms	Days on the Market	List Price	Sold Price
3 January, 2017	16 Tynevale Dr	Detached	3	2	0	\$799K	\$825K
6 January, 2017	7 Kingsborough Cres	Detached	4	3	10	\$1,099K	\$1,050K
7 January, 2017	3 Shipley Rd	Detached	3	2	4	\$900K	\$950K
13 January, 2017	9C Hobden Pl	Townhouse	3	2	2	\$529K	\$601K
	26 Brook Tree Cres	Detached	3	2	4	\$800K	\$975K
14 January, 2017	408, 130 Widdicombe Hill	Townhouse	2	2	30	\$580K	\$560K
	605, 44 Longbourne Dr	Condo	2	2	1	\$245K	\$250K
18 January, 2017	22 Midden Cres	Semi-Detached	4	3	9	\$650K	\$655K
19 January, 2017	28 Sabrina Dr	Detached	3	4	35	\$863K	\$850K
24 January, 2017	411, 1403 Royal York Rd	Condo	2	2	6	\$490K	\$515K
26 January, 2017	4 Hunting Rdge	Detached	3	3	15	\$1,129K	\$1,090K
27 January, 2017	25 Sandwell Dr	Detached	3	2	3	\$750K	\$860K
29 January, 2017	74 Celestine Dr	Detached	3	2	4	\$790K	\$966K
1 February, 2017	39 Downpatrick Cres	Detached	4	3	6	\$900K	\$1,100K
	401, 130 Widdicombe Hill Blvd	Townhouse	2	2	64	\$480K	\$467K
4 February, 2017	306, 132 Widdicombe Hill Blvd	Townhouse	1	1	30	\$390K	\$370K
6 February, 2017	20 Hunting Rdge	Detached	3	4	0	\$1,488K	\$1,601K
7 February, 2017	26 Sheffley Cres	Detached	3	3	13	\$900K	\$1,265K
	109 Summitcrest Dr	Detached	4	2	6	\$1,099K	\$1,260K
9 February, 2017	424, 130 Widdicombe Hill Blvd	Condo	2	2	27	\$450K	\$440K
12 February, 2017	203, 5 Richgrove Dr	Townhouse	2	2	1	\$399K	\$455K
13 February, 2017	14 Buckley Cres	Detached	3	2	6	\$799K	\$960K
22 February, 2017	96 Willowridge Rd	Semi-Detached	3	3	6	\$599K	\$785K
23 February, 2017	8 Moford Cres	Detached	3	2	6	\$800K	\$886K
	43, 195 La Rose Ave	Townhouse	2	3	8	\$899K	\$1,160K
9 March, 2017	21 Tollington Rd	Detached	3	2	2	\$775K	\$942K
11 March, 2017	83 Norgrove Cres	Detached	4	4	1	\$900K	\$1,300K
12 March, 2017	39 Duffield Rd	Detached	3	2	6	\$850K	\$998K

## Data

Month, Day, Year of Sold Date	Address1	Property Type	Bedrooms	Washrooms	Days on the Market	List Price	Sold Price
13 March, 2017	97 Willowridge Rd	Detached	4	3	4	\$699K	\$850K
	123 Redgrave Dr	Detached	3	2	6	\$869K	\$1,000K
15 March, 2017	5 Lackman Crt	Detached	3	3	6	\$1,299K	\$1,470K
16 March, 2017	611, 140 Widdicombe Hill Blvd	Townhouse	2	2	1	\$599K	\$670K
17 March, 2017	16 Parmalea Cres	Detached	4	3	1	\$1,200K	\$1,300K
	204, 134 Widdicombe Hill Blvd	Townhouse	3	2	7	\$650K	\$668K
19 March, 2017	Ph 1208, 44 Longbourne Dr	Condo	2	2	3	\$250K	\$285K
22 March, 2017	51 Downpatrick Cres	Detached	4	3	1	\$900K	\$1,300K
	178 Redgrave Dr	Detached	3	2	6	\$949K	\$1,000K
	402, 130 Widdicombe Hill Blvd	Townhouse	2	2	9	\$600K	\$640K
26 March, 2017	205, 134 Widdicombe Hill Blvd	Townhouse	3	2	3	\$679K	\$690K
3 April, 2017	22 Shortland Cres	Detached	3	3	6	\$899K	\$1,120K
11 April, 2017	14 Westwynd Crt	Detached	4	3	7	\$950K	\$1,020K
	57 Farley Cres	Detached	3	2	5	\$850K	\$850K
	82 Pettit Dr	Detached	4	4	6	\$1,199K	\$1,486K
12 April, 2017	308, 132 Widdicombe Hill Blvd	Townhouse	3	3	6	\$700K	\$720K
14 April, 2017	24 Trehorne Dr	Detached	3	2	7	\$850K	\$900K
19 April, 2017	3 Midden Cres	Semi-Detached	3	2	5	\$629K	\$705K
	517, 142 Widdicombe Hill Blvd	Townhouse	2	2	16	\$500K	\$495K
22 April, 2017	38 Trehorne Dr	Detached	3	2	3	\$789K	\$900K
24 April, 2017	21 Rockcastle Dr	Detached	3	3	6	\$1,000K	\$1,208K
	55 Ashmount Cres	Detached	3	4	25	\$1,549K	\$1,515K
25 April, 2017	36 Kylemore Cres	Detached	3	3	6	\$1,115K	\$1,410K
	94 Clarion Rd	Semi-Detached	3	2	6	\$650K	\$705K
26 April, 2017	14 Laurelwood Cres	Detached	3	2	8	\$849K	\$1,025K
	71 Dryden Way	Townhouse	3	3	16	\$880K	\$875K
27 April, 2017	23 Clement Rd	Detached	3	2	7	\$770K	\$850K
	82 Sun Row Dr	Detached	3	2	16	\$1,276K	\$1,215K

## Data

Month, Day, Year of Sold Date	Address1	Property Type	Bedrooms	Washrooms	Days on the Market	List Price	Sold Price
28 April, 2017	57 Sabrina Dr	Detached	3	2	9	\$789K	\$857K
29 April, 2017	27 Summitcrest Dr	Detached	3	2	3	\$875K	\$1,120K
2 May, 2017	5 Tynevale Dr	Detached	3	2	7	\$795K	\$831K
	72 Waterbury Dr	Other	3	3	12	\$699K	\$700K
3 May, 2017	103, 25 Richgrove Dr	Condo	2	2	13	\$400K	\$485K
5 May, 2017	520, 142 Widdicombe Hill Blvd	Townhouse	2	2	16	\$489K	\$489K
9 May, 2017	5 Kingsborough Cres	Detached	5	3	6	\$1,199K	\$1,275K
10 May, 2017	213, 25 Richgrove Dr	Townhouse	2	2	14	\$400K	\$480K
11 May, 2017	205, 5 Richgrove Dr	Townhouse	2	2	8	\$400K	\$491K
	612, 44 Longbourne Dr	Condo	2	2	8	\$299K	\$346K
12 May, 2017	308, 132 Widdicombe Hill Blvd	Townhouse	3	3	10	\$720K	\$700K
	310 The Westway	Detached	3	2	21	\$799K	\$835K
	620, 140 Widdicombe Hill Blvd	Townhouse	2	2	3	\$518K	\$500K
17 May, 2017	523, 142 Widdicombe Hill Blvd N	Townhouse	2	2	9	\$399K	\$480K
22 May, 2017	73 Summitcrest Dr	Detached	3	3	10	\$1,389K	\$1,310K
24 May, 2017	306 The Westway	Detached	3	2	7	\$750K	\$750K
25 May, 2017	39 Tallon Rd	Detached	3	2	8	\$1,249K	\$1,175K
27 May, 2017	31 Pettit Dr	Detached	4	3	3	\$1,199K	\$1,300K
30 May, 2017	33 Celestine Dr	Detached	3	2	6	\$799K	\$850K
	508, 1403 Royal York Rd	Condo	2	2	0	\$470K	\$490K
2 June, 2017	55 Sunvale Dr	Detached	3	3	24	\$1,349K	\$1,320K
3 June, 2017	48 Lavington Dr	Detached	3	2	2	\$790K	\$740K
6 June, 2017	8 Shadwick Dr	Detached	3	3	5	\$850K	\$860K
	55 Farley Cres	Semi-Detached	4	2	8	\$720K	\$690K
7 June, 2017	2 Celestine Dr	Detached	4	2	22	\$800K	\$785K
	41 Westwynd Crt	Detached	4	3	13	\$969K	\$950K
8 June, 2017	101 Sabrina Dr	Detached	3	2	5	\$750K	\$770K
13 June, 2017	201, 44 Longbourne Dr	Condo	1	1	8	\$215K	\$230K



## Data

Month, Day, Year of Sold Date	Address1	Property Type	Bedrooms	Washrooms	Days on the Market	List Price	Sold Price
13 June, 2017	202 Wincott Dr	Detached	3	3	7	\$979K	\$1,151K
16 June, 2017	25 Tollington Rd	Detached	3	2	11	\$800K	\$800K
	110, 44 Longbourne Dr	Condo	2	1	18	\$319K	\$325K
	716, 138 Widdicombe Hill Blvd	Townhouse	2	2	60	\$585K	\$569K
17 June, 2017	38 Newstead Rd	Detached	3	3	10	\$1,000K	\$960K
22 June, 2017	117, 25 Richgrove Dr	Townhouse	2	2	8	\$477K	\$470K
25 June, 2017	20 Downpatrick Cres	Detached	3	3	32	\$1,399K	\$1,340K
27 June, 2017	8 Ruscoe Cres	Detached	3	2	11	\$1,049K	\$1,020K
29 June, 2017	109, 44 Longbourne Dr	Condo	3	2	10	\$359K	\$352K
30 June, 2017	237 The Westway	Detached	3	2	57	\$909K	\$885K
5 July, 2017	341 The Westway	Detached	3	2	28	\$875K	\$860K
12 July, 2017	16 Ladbrooke Rd	Detached	2	2	6	\$1,100K	\$1,060K
13 July, 2017	208, 25 Richgrove Dr	Townhouse	2	2	8	\$490K	\$490K
18 July, 2017	101, 25 Richgrove Dr	Townhouse	3	3	16	\$530K	\$600K
20 July, 2017	1103, 1403 Royal York Rd	Condo	2	2	7	\$560K	\$548K
26 July, 2017	47 Russell Rd	Detached	4	4	33	\$999K	\$960K
28 July, 2017	82 Pettit Dr	Detached	4	4	21	\$1,390K	\$1,312K
	607, 140 Widdicombe Hill Blvd N	Townhouse	2	2	36	\$520K	\$507K
29 July, 2017	38 Clarion Rd	Semi-Detached	3	1	4	\$595K	\$595K
31 July, 2017	310, 44 Longbourne Dr	Condo	3	2	24	\$335K	\$335K
2 August, 2017	9 Van Camp Pl	Other	3	3	16	\$749K	\$747K
	52 Dryden Way	Townhouse	3	3	12	\$960K	\$948K
	59 Dryden Way	Townhouse	3	3	14	\$929K	\$900K
	1407, 1403 Royal York Rd	Condo	2	2	36	\$499K	\$530K
11 August, 2017	213, 5 Richgrove Dr	Townhouse	2	2	17	\$490K	\$481K
18 August, 2017	5 Royalwood Crt	Detached	4	4	28	\$1,695K	\$1,600K
	117 The Westway	Detached	3	2	64	\$939K	\$890K
25 August, 2017	17 Hamptonbrook Dr	Detached	4	2	50	\$1,300K	\$1,289K

## Data

Month, Day, Year of Sold Date	Address1	Property Type	Bedrooms	Washrooms	Days on the Market	List Price	Sold Price
25 August, 2017	29 Downpatrick Cres	Detached	3	2	11	\$988K	\$956K
29 August, 2017	216, 25 Richgrove Cres	Townhouse	2	2	13	\$470K	\$465K
31 August, 2017	20 Sellmar Rd	Detached	3	2	7	\$928K	\$940K
	116, 5 Richgrove Dr	Townhouse	2	2	7	\$470K	\$475K
5 September, 2017	18 Hamptonbrook Dr	Detached	3	2	15	\$1,050K	\$1,000K
7 September, 2017	103 Redgrave Dr	Semi-Detached	4	2	17	\$649K	\$642K
9 September, 2017	20 Hamptonbrook Dr	Detached	3	2	2	\$1,010K	\$980K
11 September, 2017	2 Dunsany Cres	Semi-Detached	4	1	26	\$659K	\$645K
	23 Learmont Dr	Detached	3	1	28	\$749K	\$740K
14 September, 2017	2 Tangamo Rd	Detached	3	2	48	\$750K	\$700K
	249 Wincott Dr	Detached	3	2	114	\$999K	\$1,000K
18 September, 2017	24 Waterbury Dr	Semi-Detached	3	3	5	\$399K	\$505K
19 September, 2017	623, 140 Widdicombe Hill Blvd W	Townhouse	2	2	39	\$520K	\$505K
20 September, 2017	7A Hobden Pl	Townhouse	3	2	15	\$585K	\$560K
22 September, 2017	16, 208 La Rose Ave	Townhouse	3	4	10	\$1,092K	\$1,000K
24 September, 2017	54 Waterford Dr	Detached	3	3	2	\$1,200K	\$1,180K
25 September, 2017	710, 138 Widdicombe Hill Blvd	Townhouse	2	2	39	\$579K	\$555K
28 September, 2017	33 Pettit Dr	Detached	5	4	6	\$1,200K	\$1,202K
29 September, 2017	27 Pettit Dr	Detached	4	3	9	\$985K	\$980K
	83 Norgrove Cres	Detached	4	4	24	\$1,180K	\$980K
2 October, 2017	20 Sedgeley Dr	Detached	3	2	19	\$740K	\$735K
	30 Ashmount Cres	Detached	3	3	21	\$1,050K	\$950K
	105, 5 Richgrove Dr	Townhouse	2	2	28	\$469K	\$460K
3 October, 2017	1007, 44 Longbourne Dr	Condo	2	2	12	\$250K	\$280K
5 October, 2017	43 Laurelwood Cres	Detached	3	2	1	\$999K	\$1,040K
	511, 142 Widdicombe Hill Blvd	Townhouse	2	2	7	\$500K	\$499K
13 October, 2017	22 Landron Cres	Detached	3	2	25	\$949K	\$930K
14 October, 2017	178 Redgrave Dr	Detached	3	2	2	\$849K	\$850K

## Data

Month, Day, Year of Sold Date	Address1	Property Type	Bedrooms	Washrooms	Days on the Market	List Price	Sold Price
16 October, 2017	8 Parmalea Cres	Detached	4	3	21	\$1,250K	\$1,250K
	175 Wincott Dr	Detached	3	3	13	\$850K	\$845K
21 October, 2017	4 Tollington Rd	Detached	3	2	25	\$825K	\$812K
	26 Spencely Crt	Detached	3	3	1	\$1,289K	\$1,300K
23 October, 2017	193 The Westway	Detached	3	2	25	\$899K	\$850K
	709, 138 Widdicombe Hill Blvd	Townhouse	2	2	12	\$600K	\$584K
	711, 138 Widdicombe Hill Blvd	Townhouse	2	2	4	\$595K	\$569K
6 November, 2017	35 Hepworth Dr	Semi-Detached	3	2	19	\$539K	\$530K
8 November, 2017	9 Kingsborough Cres	Detached	4	4	2	\$1,095K	\$1,250K
	14, 208 La Rose Ave	Townhouse	3	4	7	\$998K	\$950K
	48 Spencely Crt	Detached	3	2	63	\$900K	\$890K
	609, 140 Widdicombe Hill Blvd	Townhouse	2	2	58	\$600K	\$580K
22 November, 2017	34 Trehorne Dr	Detached	3	2	7	\$750K	\$810K
26 November, 2017	125 Redgrave Dr	Detached	3	2	62	\$840K	\$800K
	621, 140 Widdicombe Hill Blvd	Townhouse	2	2	6	\$519K	\$513K
27 November, 2017	2 Kenning Pl	Detached	3	2	4	\$849K	\$840K
29 November, 2017	36 Tynevale Dr	Detached	3	2	11	\$748K	\$850K
30 November, 2017	8 Holgate St	Detached	3	2	20	\$1,300K	\$1,240K
2 December, 2017	24 Hartsdale Dr	Detached	3	2	26	\$989K	\$963K
4 December, 2017	35 Kingsborough Cres	Detached	4	3	5	\$1,298K	\$1,200K
	107, 136 Widdicombe Hill Blvd	Townhouse	2	2	20	\$549K	\$540K
7 December, 2017	58 Pettit Dr	Detached	4	3	1	\$1,449K	\$1,449K
8 December, 2017	29 Clarion Rd	Detached	4	3	19	\$770K	\$750K
	73 Lavington Dr	Detached	3	2	1	\$700K	\$660K
15 December, 2017	8 Shortland Cres	Detached	4	3	3	\$1,120K	\$1,040K
	183 Willowridge Rd	Semi-Detached	3	2	44	\$675K	\$640K
17 December, 2017	107 Redgrave Dr	Semi-Detached	4	2	23	\$690K	\$670K
19 December, 2017	31 Hepworth Dr	Semi-Detached	4	3	53	\$600K	\$591K

## Data

Month, Day, Year of Sold Date	Address1	Property Type	Bedrooms	Washrooms	Days on the Market	List Price	Sold Price
19 December, 2017	36 Richgrove Dr	Semi-Detached	4	3	21	\$699K	\$665K
20 December, 2017	10 Arkley Cres	Detached	3	4	49	\$790K	\$784K
	278 La Rose Ave	Detached	4	3	43	\$1,189K	\$1,065K
18 January, 2018	67 Learmont Dr	Detached	3	2	9	\$900K	\$885K
19 January, 2018	197 The Westway	Detached	4	3	11	\$940K	\$940K
21 January, 2018	12 Arkley Cres	Detached	2	2	9	\$599K	\$700K
24 January, 2018	158 Redgrave Dr	Detached	3	3	97	\$825K	\$786K
	212, 5 Richgrove Dr	Townhouse	2	2	9	\$479K	\$481K
16 February, 2018	168 Redgrave Dr	Detached	4	3	24	\$939K	\$929K
19 February, 2018	42 Sellmar Rd	Detached	3	3	6	\$999K	\$1,120K
28 February, 2018	33 Hamptonbrook Dr	Detached	3	4	29	\$1,388K	\$1,388K
2 March, 2018	20 Learmont Dr	Detached	3	2	16	\$900K	\$885K
5 March, 2018	21 Queensborough Cres	Detached	4	4	7	\$1,350K	\$1,220K
	79 Lavington Dr	Detached	3	2	43	\$779K	\$780K
6 March, 2018	619, 140 Widdicombe Hill Blvd	Townhouse	2	2	7	\$530K	\$520K
7 March, 2018	200 Redgrave Dr	Detached	3	2	36	\$899K	\$831K
9 March, 2018	83 Clement Rd	Detached	3	2	7	\$950K	\$949K
12 March, 2018	44 Clement Rd	Detached	3	2	16	\$918K	\$900K
13 March, 2018	26 Hartsdale Dr	Detached	3	3	11	\$1,300K	\$1,375K
14 March, 2018	35 Landron Cres	Detached	3	3	26	\$999K	\$925K
21 March, 2018	305, 132 Widdicombe Hill Blvd	Townhouse	3	3	13	\$720K	\$705K