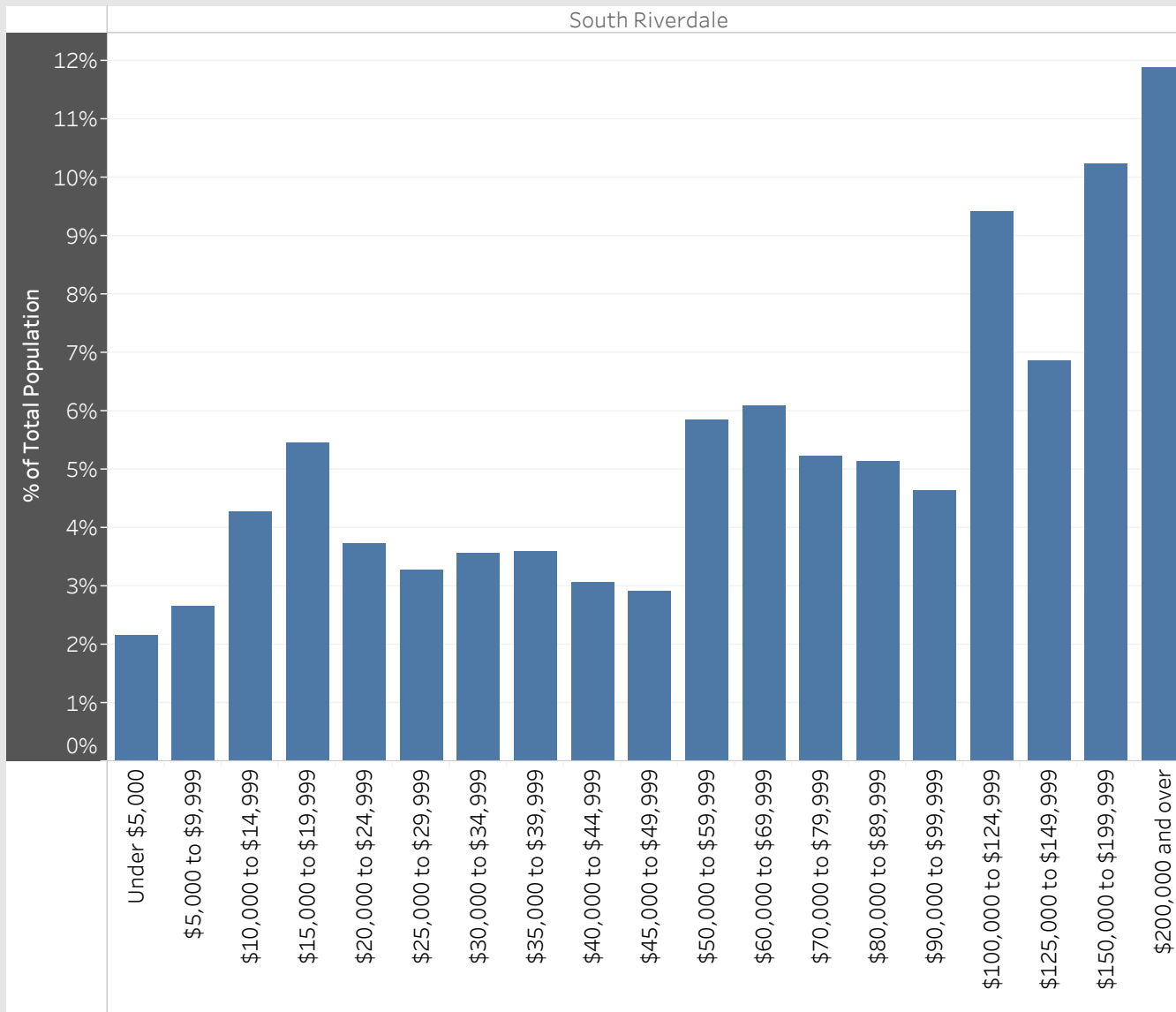


South Riverdale
Neighbourhood Breakdown
July 1st, 2015 - March 31st, 2018

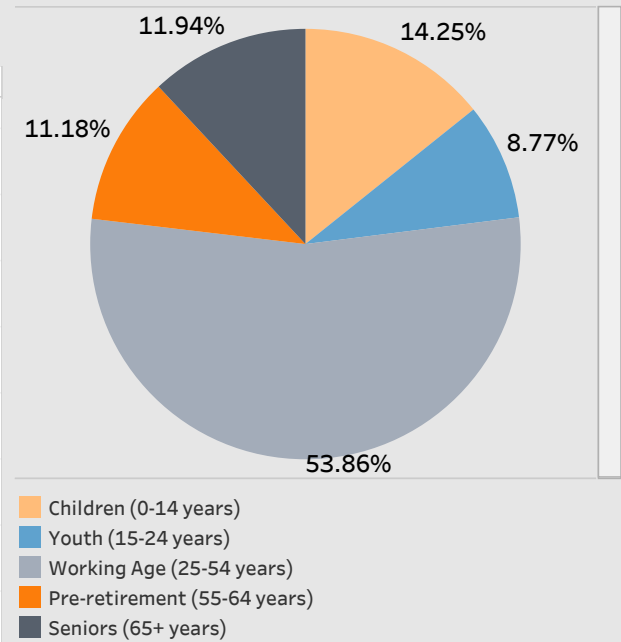


2016 StatsCan Data

Household Income in South Riverdale



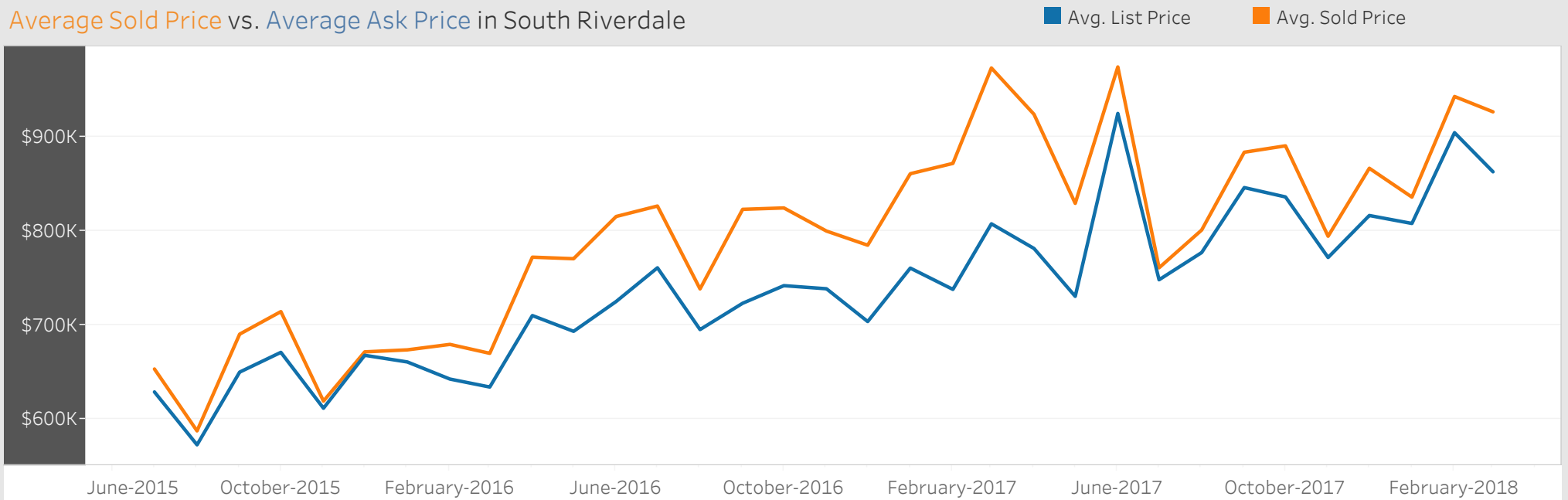
Age



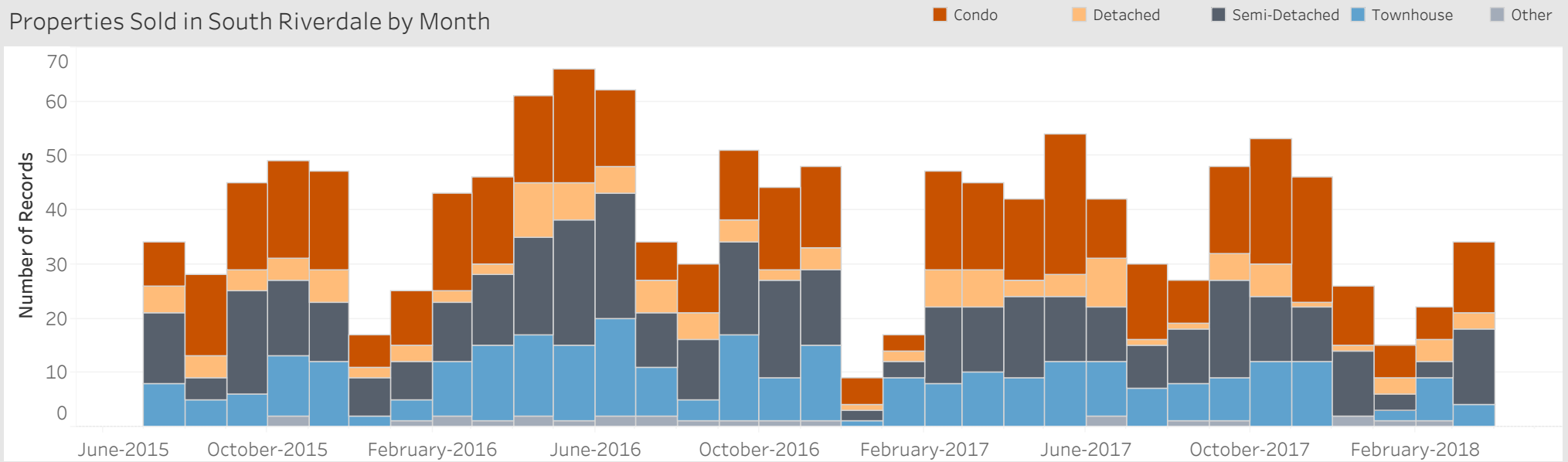
Visible Minorities

Not a visible minority	58.51%
Chinese	21.46%
Black	5.11%
South Asian	4.33%
Southeast Asian	2.40%
Filipino	2.09%
Multiple visible minorities	2.02%
Latin American	1.15%
Japanese	0.65%
Korean	0.61%
Visible minority; n.i.e.	0.61%
Arab	0.59%
West Asian	0.48%

Average Sold Price vs. Average Ask Price in South Riverdale



Properties Sold in South Riverdale by Month



Data

Month, Day, Year of Sold Date	Address1	Property Type	Bedrooms	Washrooms	Days on the Market	List Price	Sold Price
1 July, 2015	# 1, 2 Florence Wyle Lane, Toronto	Townhouse	2	2	6	\$435K	\$482K
2 July, 2015	46 Lewis St, Toronto	Townhouse	2	2	15	\$629K	\$629K
	270 Hastings Ave, Toronto	Townhouse	3	4	21	\$790K	\$753K
	704, 319 Carlaw Ave, Toronto	Condo	1	1	21	\$359K	\$359K
5 July, 2015	103, 345 Carlaw Ave, Toronto	Townhouse	3	3	4	\$699K	\$699K
6 July, 2015	53 Berkshire Ave, Toronto	Semi-Detached	2	2	12	\$530K	\$572K
7 July, 2015	2 West Ave, Toronto	Semi-Detached	3	2	2	\$800K	\$785K
8 July, 2015	213 Munro St, Toronto	Townhouse	3	2	6	\$575K	\$601K
	312, 1201 Dundas St, Toronto	Condo	1	1	7	\$440K	\$441K
9 July, 2015	23 Caroline Ave, Toronto	Semi-Detached	3	2	3	\$730K	\$860K
10 July, 2015	902 Dundas St, Toronto	Semi-Detached	3	2	4	\$500K	\$560K
11 July, 2015	11 Rushbrooke Ave, Toronto	Semi-Detached	3	2	6	\$765K	\$760K
	169 Leslie St, Toronto	Semi-Detached	4	2	13	\$649K	\$750K
12 July, 2015	38 Bertmount Ave, Toronto	Semi-Detached	2	1	7	\$629K	\$770K
13 July, 2015	2, 40 Boston Ave, Toronto	Townhouse	1	1		\$379K	\$377K
14 July, 2015	803, 201 Carlaw Ave, Toronto	Condo	1	2	41	\$600K	\$585K
15 July, 2015	2 Berkshire Ave, Toronto	Detached	3	3	48	\$816K	\$814K
	605, 1201 Dundas St, Toronto	Condo	1	1	7	\$325K	\$320K
16 July, 2015	48 Rhodes Ave, Toronto	Detached	3	3	32	\$1,149K	\$1,125K
17 July, 2015	408, 319 Carlaw Ave, Toronto	Condo	1	2	9	\$550K	\$528K
20 July, 2015	2 Audley Ave, Toronto	Semi-Detached	1	2	22	\$589K	\$605K
21 July, 2015	25 Sproat Ave, Toronto	Detached	2	2	55	\$640K	\$590K
	65 West Ave, Toronto	Townhouse	3	1	8	\$799K	\$901K
	607, 201 Carlaw Ave, Toronto	Condo	1	2		\$659K	\$658K
22 July, 2015	213, 630 Queen St, Toronto	Condo	2	1	3	\$449K	\$438K
24 July, 2015	9 Sawden Ave, Toronto	Semi-Detached	2	2	4	\$600K	\$725K
25 July, 2015	303, 245 Carlaw Ave, Toronto	Condo	1	1	3	\$499K	\$495K
	1566 Dundas St, Toronto	Detached	3	2	5	\$499K	\$570K

Data

Month, Day, Year of Sold Date	Address1	Property Type	Bedrooms	Washrooms	Days on the Market	List Price	Sold Price
26 July, 2015	40 Marigold Ave, Toronto	Semi-Detached	3	3	5	\$730K	\$710K
	90 Empire Ave, Toronto	Semi-Detached	3	2	6	\$689K	\$810K
	1601 Dundas St, Toronto	Semi-Detached	3	4	6	\$800K	\$783K
27 July, 2015	21 Sandford Ave, Toronto	Detached	3	2	7	\$879K	\$890K
29 July, 2015	4, 88 Munro St, Toronto	Townhouse	2	2	13	\$449K	\$473K
	103 Dagmar Ave, Toronto	Semi-Detached	3	3	2	\$749K	\$790K
1 August, 2015	119, 326 Carlaw Ave, Toronto	Condo	1	1	28	\$470K	\$468K
2 August, 2015	321, 233 Carlaw Ave, Toronto	Condo	2	1	7	\$370K	\$365K
3 August, 2015	149, 1159 Dundas St, Toronto	Condo	2	1	8	\$700K	\$695K
5 August, 2015	512, 1201 Dundas St, Toronto	Condo	1	1	59	\$405K	\$400K
6 August, 2015	236, 201 Carlaw Ave, Toronto	Condo	1	2	11	\$670K	\$650K
7 August, 2015	31 Tiverton Ave, Toronto	Semi-Detached	3	2	4	\$699K	\$861K
9 August, 2015	7 Marjory Ave, Toronto	Semi-Detached	3	3	41	\$699K	\$680K
	1320 Dundas St, Toronto	Detached	5	2	8	\$730K	\$700K
10 August, 2015	402, 747 Queen St, Toronto	Condo	1	1	7	\$529K	\$529K
11 August, 2015	705, 630 Queen St, Toronto	Condo	2	1	2	\$385K	\$378K
12 August, 2015	402, 625 Queen St, Toronto	Condo	1	1	9	\$379K	\$390K
	709, 319 Carlaw Ave, Toronto	Condo	1	1	38	\$268K	\$255K
14 August, 2015	309, 1201 Dundas St, Toronto	Condo	1	1	10	\$380K	\$378K
	909, 319 Carlaw Ave, Toronto	Condo	1	1	5	\$345K	\$335K
16 August, 2015	17, 150 Broadview Ave, Toronto	Townhouse	2	1	13	\$329K	\$310K
17 August, 2015	34 Leslie St, Toronto	Semi-Detached	3	1	5	\$579K	\$668K
21 August, 2015	302, 747 Queen St, Toronto	Condo	1	2	3	\$625K	\$618K
	501, 625 Queen St, Toronto	Condo	1	2	3	\$470K	\$468K
	604, 90 Broadview Ave, Toronto	Condo	1	1	54	\$560K	\$550K
23 August, 2015	23 Blackburn St, Toronto	Townhouse	2	1	5	\$459K	\$507K
	33 Austin Ave, Toronto	Townhouse	2	1	5	\$529K	\$575K
24 August, 2015	80 Hastings Ave, Toronto	Detached	3	3	11	\$988K	\$968K

Data

Month, Day, Year of Sold Date	Address1	Property Type	Bedrooms	Washrooms	Days on the Market	List Price	Sold Price
25 August, 2015	14 Riverdale Ave, Toronto	Semi-Detached	2	2	1	\$700K	\$900K
	15 Audley Ave, Toronto	Detached	3	2	6	\$789K	\$800K
	32 Mallon Ave, Toronto	Townhouse	3	1	16	\$549K	\$625K
	805, 1201 Dundas St, Toronto	Condo	1	1	21	\$327K	\$321K
27 August, 2015	206 De Grassi St, Toronto	Townhouse	3	1		\$699K	\$701K
31 August, 2015	46 Harriet St, Toronto	Detached	3	5	49	\$1,399K	\$1,350K
1 September, 2015	335, 345 Carlaw Ave, Toronto	Townhouse	3	2	28	\$600K	\$580K
2 September, 2015	114, 68 Broadview Ave, Toronto	Condo	1	1	10	\$650K	\$635K
3 September, 2015	307, 630 Queen St, Toronto	Condo	2	1	11	\$336K	\$330K
6 September, 2015	307, 233 Carlaw Ave, Toronto	Condo	2	1	19	\$349K	\$327K
8 September, 2015	30 Verral Ave, Toronto	Semi-Detached	3	3	6	\$699K	\$783K
	204, 201 Carlaw Ave, Toronto	Condo	1	1	40	\$520K	\$500K
9 September, 2015	82 Carlaw Ave, Toronto	Townhouse	1	2	2	\$499K	\$605K
10 September, 2015	505, 90 Broadview Ave, Toronto	Condo	1	1	38	\$473K	\$466K
11 September, 2015	99 Morse St, Toronto	Semi-Detached	4	2	4	\$1,095K	\$1,070K
12 September, 2015	701, 319 Carlaw Ave, Toronto	Condo	1	1	8	\$470K	\$470K
13 September, 2015	29 Allen Ave, Toronto	Semi-Detached	3	5	5	\$849K	\$975K
	31 Colgate Ave, Toronto	Semi-Detached	3	3	3	\$700K	\$855K
	529, 345 Carlaw Ave, Toronto	Townhouse	3	1	60	\$340K	\$335K
14 September, 2015	4 Audley Ave, Toronto	Semi-Detached	2	2	5	\$575K	\$657K
	42 Bertmount Ave, Toronto	Semi-Detached	3	2	7	\$879K	\$880K
	106 Morse St, Toronto	Semi-Detached	4	2	7	\$725K	\$701K
	114 Booth Ave, Toronto	Semi-Detached	3	2	7	\$799K	\$860K
15 September, 2015	35 Myrtle Ave, Toronto	Semi-Detached	3	2	6	\$499K	\$605K
	41 Austin Ave, Toronto	Detached	2	1	8	\$600K	\$645K
	92 Curzon St, Toronto	Semi-Detached	3	3	1	\$700K	\$801K
	115, 326 Carlaw Ave, Toronto	Condo	1	1	2	\$360K	\$388K
16 September, 2015	147 Hamilton St, Toronto	Semi-Detached	2	1	3	\$550K	\$601K

Data

Month, Day, Year of Sold Date	Address1	Property Type	Bedrooms	Washrooms	Days on the Market	List Price	Sold Price
18 September, 2015	170 Broadview Ave, Toronto	Semi-Detached	3	2	11	\$849K	\$826K
	#508, 245 Carlaw Ave, Toronto	Condo	1	1	3	\$410K	\$420K
19 September, 2015	102, 326 Carlaw Ave, Toronto	Condo	1	2	3	\$725K	\$770K
20 September, 2015	17 Bloomfield Ave, Toronto	Semi-Detached	5	2	6	\$879K	\$950K
	88 Empire Ave, Toronto	Semi-Detached	3	2	6	\$599K	\$642K
	717, 201 Carlaw Ave, Toronto	Condo	1	1	5	\$349K	\$346K
21 September, 2015	206 Hamilton St, Toronto	Townhouse	2	3	7	\$599K	\$810K
22 September, 2015	92 Empire Ave, Toronto	Semi-Detached	3	2	1	\$699K	\$820K
23 September, 2015	69 Lewis St, Toronto	Townhouse	3	2	4	\$700K	\$865K
	122, 68 Broadview Ave, Toronto	Condo	1	1	8	\$740K	\$735K
	505, 233 Carlaw Ave, Toronto	Condo	2	1	2	\$565K	\$555K
24 September, 2015	29 Lewis St, Toronto	Detached	2	2	1	\$949K	\$943K
27 September, 2015	7 Mallon Ave, Toronto	Semi-Detached	3	2	6	\$869K	\$995K
	26 Alton Ave, Toronto	Semi-Detached	2	1	6	\$589K	\$700K
	172 Curzon St, Toronto	Semi-Detached	3	2	7	\$779K	\$903K
	233 Pape Ave, Toronto	Detached	4	5	7	\$1,100K	\$1,088K
28 September, 2015	1 Ivy Ave, Toronto	Detached	5	2	20	\$1,125K	\$1,050K
	70 Hamilton St, Toronto	Townhouse	3	2	7	\$800K	\$884K
	133 Pape Ave, Toronto	Semi-Detached	3	2	6	\$880K	\$965K
	301, 1003 Queen St, Toronto	Condo	1	1	19	\$536K	\$523K
29 September, 2015	513, 233 Carlaw Ave, Toronto	Condo	2	1	6	\$500K	\$490K
30 September, 2015	424, 1190 Dundas St, Toronto	Condo	1	2	16	\$453K	\$437K
	L01, 201 Carlaw Ave, Toronto	Condo	1	1	17	\$285K	\$275K
1 October, 2015	629, 345 Carlaw Ave, Toronto	Townhouse	3	1	4	\$325K	\$320K
2 October, 2015	709, 1201 Dundas St, Toronto	Condo	1	2	17	\$599K	\$575K
4 October, 2015	112 Booth Ave, Toronto	Semi-Detached	3	2	6	\$739K	\$825K
	305, 53 Colgate Ave, Toronto	Condo	2	2	7	\$546K	\$546K
5 October, 2015	34 Louvain Ave, Toronto	Semi-Detached	3	2	8	\$839K	\$904K

Data

Month, Day, Year of Sold Date	Address1	Property Type	Bedrooms	Washrooms	Days on the Market	List Price	Sold Price
6 October, 2015	710, 319 Carlaw Ave, Toronto	Condo	1	2	40	\$575K	\$565K
	880 Dundas St, Toronto	Semi-Detached	3	2	6	\$499K	\$535K
7 October, 2015	142, 1159 Dundas St, Toronto	Condo	2	1	43	\$250K	\$245K
	817, 90 Broadview Ave, Toronto	Condo	1	1	1	\$460K	\$460K
8 October, 2015	231, 88 Colgate Ave, Toronto	Condo	1	1	7	\$308K	\$307K
9 October, 2015	802, 319 Carlaw Ave, Toronto	Condo	1	2	19	\$580K	\$560K
12 October, 2015	29, 140 Broadview Ave, Toronto	Townhouse	1	2	26	\$700K	\$682K
	179G Degrassi St, Toronto	Semi-Detached	2	3	7	\$799K	\$915K
13 October, 2015	112D Morse St, Toronto	Townhouse	3	3	6	\$989K	\$979K
	1028, 345 Carlaw Ave, Toronto	Townhouse	3	2	61	\$460K	\$458K
14 October, 2015	4, 59 Colgate Ave, Toronto	Townhouse	3	3	8	\$830K	\$860K
	602, 625 Queen St, Toronto	Condo	1	1	15	\$415K	\$415K
	1009 Queen St, Toronto	Other	3	2	16	\$750K	\$750K
15 October, 2015	27 Allen Ave, Toronto	Semi-Detached	3	5	9	\$899K	\$980K
	303, 1190 Dundas St, Toronto	Condo	1	2	8	\$420K	
17 October, 2015	905, 90 Broadview Ave, Toronto	Condo	1	2	2	\$685K	\$678K
18 October, 2015	2, 88 Munro St, Toronto	Townhouse	2	2	5	\$449K	\$449K
	141, 201 Carlaw Ave, Toronto	Condo	1	1	14	\$340K	\$335K
	296 Jones Ave, Toronto	Semi-Detached	3	3	76	\$679K	\$675K
19 October, 2015	25 Austin Ave, Toronto	Semi-Detached	3	4	6	\$1,000K	\$1,275K
	84 Caroline Ave, Toronto	Semi-Detached	4	2	6	\$699K	\$850K
	91 Coady Ave, Toronto	Townhouse	3	2	13	\$859K	\$845K
20 October, 2015	27 Hiltz Ave, Toronto	Semi-Detached	2	1	2	\$459K	\$568K
	81 Hastings Ave, Toronto	Detached	4	3	6	\$899K	\$1,000K
	406 Leslie St, Toronto	Semi-Detached	3	4	7	\$1,030K	\$1,106K
	515 Logan Ave, Toronto	Detached	4	5	7	\$1,699K	\$2,150K
21 October, 2015	56 De Grassi St, Toronto	Townhouse	2	2	7	\$849K	\$913K
	185 Hamilton St, Toronto	Semi-Detached	3	3	2	\$789K	\$868K

Data

Month, Day, Year of Sold Date	Address1	Property Type	Bedrooms	Washrooms	Days on the Market	List Price	Sold Price
21 October, 2015	760 Gerrard St, Toronto	Detached	3		43	\$1,380K	\$1,380K
22 October, 2015	25 Florence Wyle Lane, Toronto	Townhouse	2	2	8	\$430K	\$425K
	87 Empire Ave, Toronto	Semi-Detached	3	2	17	\$749K	\$745K
	124 Bertmount Ave, Toronto	Semi-Detached	3	3	9	\$799K	\$840K
	901, 90 Broadview Ave, Toronto	Condo	1	1	10	\$459K	\$459K
24 October, 2015	98 Curzon St, Toronto	Townhouse	3	2	11	\$800K	\$788K
26 October, 2015	8, 24 Florence Wyle Lane, Toronto	Townhouse	2	2	12	\$430K	\$440K
	58 West Ave, Toronto	Detached	3	2	7	\$1,000K	\$1,060K
	117, 68 Broadview Ave, Toronto	Condo	1	1	14	\$559K	\$570K
27 October, 2015	305, 1201 Dundas St, Toronto	Condo	1	1	9	\$355K	\$355K
	1117 Queen St, Toronto	Other	4	3	28	\$1,070K	\$1,200K
28 October, 2015	1102, 1190 Dundas St, Toronto	Condo	1	1	8	\$349K	\$340K
29 October, 2015	47 Hazelwood Ave, Toronto	Semi-Detached	3	2	7	\$700K	\$715K
	201, 1190 Dundas St, Toronto	Condo	1	2	39	\$439K	\$435K
	207, 625 Queen St, Toronto	Condo	1	2	9	\$489K	\$489K
	302, 630 Queen St, Toronto	Condo	2	1	11	\$449K	\$449K
1 November, 2015	212, 201 Carlaw Ave, Toronto	Condo	1	1	5	\$418K	\$418K
	319, 90 Broadview Ave, Toronto	Condo	1	1	13	\$435K	\$430K
	522, 1190 Dundas St, Toronto	Condo	1	2	3	\$460K	\$483K
2 November, 2015	168 Pape Ave, Toronto	Detached	3	3	5	\$900K	\$980K
	710, 1190 Dundas St, Toronto	Condo	1	1	21	\$400K	\$387K
3 November, 2015	28 Sproat Ave, Toronto	Semi-Detached	3	1	26	\$729K	\$700K
	203 Hastings Ave, Toronto	Detached	3	2	7	\$699K	\$752K
	222, 201 Carlaw Ave, Toronto	Condo	1	1	6	\$520K	\$515K
	401, 1003 Queen St, Toronto	Condo	1	1	12	\$580K	\$650K
	510, 630 Queen St, Toronto	Condo	2	2	47	\$550K	\$535K
4 November, 2015	1, 169 Jones Ave, Toronto	Townhouse	3	3	17	\$999K	\$999K
	1206, 345 Carlaw Ave, Toronto	Townhouse	3	1	88	\$415K	\$405K

Data

Month, Day, Year of Sold Date	Address1	Property Type	Bedrooms	Washrooms	Days on the Market	List Price	Sold Price
5 November, 2015	2, 29 Frances Loring Lane, Toronto	Townhouse	2	1	36	\$390K	\$371K
	305, 90 Broadview Ave, Toronto	Condo	1	1	32	\$470K	\$492K
	1206, 1190 Dundas St, Toronto	Condo	1	1	5	\$415K	\$405K
8 November, 2015	56 Carlaw Ave, Toronto	Townhouse	3	2	7	\$599K	\$667K
	66 Brooklyn Ave, Toronto	Detached	3	2	11	\$1,238K	\$1,170K
	605, 90 Broadview Ave, Toronto	Condo	1	1	6	\$400K	\$435K
9 November, 2015	20 Wardell St, Toronto	Townhouse	3	2	6	\$700K	\$771K
	47 Lewis St, Toronto	Semi-Detached	2	2	41	\$699K	\$661K
	501, 233 Carlaw Ave, Toronto	Condo	2	1	27	\$525K	\$495K
	626, 90 Broadview Ave, Toronto	Condo	1	2	14	\$715K	\$708K
10 November, 2015	13 Sawden Ave, Toronto	Semi-Detached	2	2	8	\$700K	\$686K
14 November, 2015	195 Booth Ave, Toronto	Townhouse	3	2	19	\$1,070K	\$1,060K
15 November, 2015	65 Dagmar Ave, Toronto	Detached	3	3	54	\$818K	\$780K
16 November, 2015	55/57 Endean Ave, Toronto	Semi-Detached	4	2	8	\$699K	\$815K
	209, 88 Colgate Ave, Toronto	Condo	1	1	13	\$320K	\$310K
	248 Boston Ave, Toronto	Townhouse	2	2	6	\$579K	\$673K
	921, 345 Carlaw Ave, Toronto	Townhouse	3	1	25	\$350K	\$340K
17 November, 2015	29.5 Winnifred Ave, Toronto	Semi-Detached	2	2	7	\$750K	\$807K
	171 Logan Ave, Toronto	Semi-Detached	4	5	71	\$899K	\$850K
18 November, 2015	187 Booth Ave, Toronto	Semi-Detached	2	2	9	\$749K	\$749K
	407, 245 Carlaw Ave, Toronto	Condo	1	1	17	\$405K	\$435K
19 November, 2015	2, 1209 Queen St, Toronto	Townhouse	2	2	36	\$429K	\$415K
	268 Boston Ave, Toronto	Detached	3	2	16	\$900K	\$895K
21 November, 2015	1007, 319 Carlaw Ave, Toronto	Condo	1	1	10	\$315K	\$310K
22 November, 2015	111 Alton Ave, Toronto	Semi-Detached	3	1	8	\$629K	\$604K
23 November, 2015	136 Alton Ave, Toronto	Semi-Detached	2	2	5	\$680K	\$808K
24 November, 2015	49 Winnifred Ave, Toronto	Semi-Detached	3	4	9	\$985K	\$975K
25 November, 2015	248 Pape Ave, Toronto	Detached	4	3	141	\$849K	\$795K

Data

Month, Day, Year of Sold Date	Address1	Property Type	Bedrooms	Washrooms	Days on the Market	List Price	Sold Price
26 November, 2015	#409, 88 Colgate Ave, Toronto	Condo	1	1	20	\$286K	\$283K
27 November, 2015	52, 1209 Queen St, Toronto	Townhouse	2	1	44	\$400K	\$412K
	616, 319 Carlaw Ave, Toronto	Condo	1	1	4	\$448K	\$440K
29 November, 2015	19 Brighton Ave, Toronto	Townhouse	3	1	7	\$699K	\$699K
	107 Hiltz Ave, Toronto	Semi-Detached	3	1	13	\$699K	\$690K
	405, 90 Broadview Ave, Toronto	Condo	1	1	4	\$475K	\$495K
30 November, 2015	428, 345 Carlaw Ave, Toronto	Townhouse	3	1	25	\$350K	\$340K
1 December, 2015	431, 1190 Dundas St, Toronto	Condo	1	2	13	\$410K	\$445K
2 December, 2015	112A Morse St, Toronto	Semi-Detached	3	3	8	\$939K	\$885K
	1012, 319 Carlaw Ave, Toronto	Condo	1	1	1	\$420K	\$413K
3 December, 2015	606, 1190 Dundas St, Toronto	Condo	1	1	20	\$310K	\$305K
6 December, 2015	110 Hastings Ave, Toronto	Semi-Detached	3	2	47	\$800K	\$785K
7 December, 2015	36 Boulton Ave, Toronto	Detached	3	4	91	\$1,099K	\$1,050K
8 December, 2015	11 Empire Ave, Toronto	Semi-Detached	3	1	13	\$660K	\$640K
	107, 326 Carlaw Ave, Toronto	Condo	1	1	15	\$375K	\$452K
	132/134 Leslie St, Toronto	Detached	5	3	7	\$1,050K	\$1,210K
9 December, 2015	89 Coady Ave, Toronto	Semi-Detached	3	2	14	\$799K	\$771K
	522, 90 Broadview Ave, Toronto	Condo	1	1	21	\$400K	\$393K
11 December, 2015	102 Rushbrooke Ave, Toronto	Semi-Detached	3	2	15	\$839K	\$895K
14 December, 2015	39, 140 Broadview Ave, Toronto	Townhouse	1	2	15	\$689K	\$690K
	104 Carlaw Ave, Toronto	Townhouse	4	1	27	\$550K	\$550K
17 December, 2015	44 Carlaw Ave, Toronto	Semi-Detached	3	2	53	\$525K	\$478K
22 December, 2015	271 Logan Ave, Toronto	Semi-Detached	3	4	20	\$1,020K	\$985K
	404, 1190 Dundas St, Toronto	Condo	1	2	9	\$467K	\$467K
3 January, 2016	73 Morse St, Toronto	Semi-Detached	3	5	42	\$1,219K	\$1,155K
5 January, 2016	301, 1201 Dundas St, Toronto	Condo	1	1	22	\$400K	\$402K
	911, 1190 Dundas St, Toronto	Condo	1	1	2	\$399K	\$387K
6 January, 2016	107R Woodfiled Rd, Toronto	Other			2	\$59K	\$80K

Data

Month, Day, Year of Sold Date	Address1	Property Type	Bedrooms	Washrooms	Days on the Market	List Price	Sold Price
7 January, 2016	35 Ashdale Ave, Toronto	Detached	3	4	37	\$1,199K	\$1,168K
	498 Eastern Ave, Toronto	Detached			37	\$650K	\$885K
9 January, 2016	704, 233 Carlaw Ave, Toronto	Condo	2	2	5	\$730K	\$730K
	983 Dundas St, Toronto	Townhouse	2	3	3	\$900K	\$920K
12 January, 2016	51 Howland Rd, Toronto	Semi-Detached	3	2	28	\$979K	\$935K
	82 Berkshire Ave, Toronto	Semi-Detached	6	2	96	\$1,538K	\$1,510K
13 January, 2016	136, 1173 Dundas St, Toronto	Condo	1	1	3	\$789K	\$765K
	725, 90 Broadview Ave, Toronto	Condo	1	2	10	\$700K	\$695K
17 January, 2016	212, 625 Queen St, Toronto	Condo	1	1	33	\$469K	\$450K
21 January, 2016	16, 83 Pape Ave	Townhouse	2	2	18	\$575K	\$545K
	218, 88 Colgate Ave	Condo	3	2	17	\$720K	\$700K
22 January, 2016	67 Boulton Ave	Semi-Detached	3	1	4	\$599K	\$740K
24 January, 2016	1089 Dundas St E	Townhouse	2	2	21	\$910K	\$900K
26 January, 2016	84 Hiltz Ave	Semi-Detached	3	2	8	\$600K	\$710K
27 January, 2016	7, 8 Florence Wyle Lane	Townhouse	2	1	50	\$370K	\$366K
28 January, 2016	191 Jones Ave	Semi-Detached	3	2	8	\$669K	\$710K
29 January, 2016	103, 90 Broadview Ave	Condo	1	2	87	\$600K	\$590K
	242 First Ave	Detached	2	3	11	\$599K	\$655K
	1004, 1190 Dundas St E	Condo	2	1	18	\$425K	\$423K
	Ph706, 88 Colgate Ave	Condo	1	1	17	\$419K	\$417K
1 February, 2016	4 Howie Ave	Townhouse	3	1	10	\$599K	\$684K
	88 Alton Ave	Semi-Detached	3	2	5	\$700K	\$839K
	427, 1190 Dundas St E	Condo	1	1	13	\$285K	\$280K
	730, 90 Broadview Ave	Condo	1	2	12	\$497K	\$480K
2 February, 2016	319 Jones Ave	Semi-Detached	3	2	5	\$600K	\$763K
	631, 90 Broadview Ave	Condo	1	2	43	\$525K	\$520K
3 February, 2016	219, 90 Broadview Ave	Condo	1	1	16	\$470K	\$461K
	501, 319 Carlaw Ave	Condo	1	1	12	\$449K	\$442K

Data

Month, Day, Year of Sold Date	Address1	Property Type	Bedrooms	Washrooms	Days on the Market	List Price	Sold Price
3 February, 2016	B2, 68 Broadview Ave	Other	0	1	58	\$250K	\$240K
4 February, 2016	105, 326 Carlaw Ave	Condo	2	2	114	\$895K	\$875K
	210 Alton Ave	Townhouse	2	1	18	\$580K	\$625K
5 February, 2016	4, 819 Dundas St E	Townhouse	2	2	10	\$439K	\$440K
	524, 1190 Dundas St E	Condo	2	2	15	\$500K	\$492K
	758 Eastern Ave	Detached	3	2	11	\$689K	\$689K
	803, 90 Broadview Ave	Condo	2	2	29	\$620K	\$615K
6 February, 2016	216 Jones Ave	Semi-Detached	4	6	121	\$799K	\$798K
7 February, 2016	45 Colgate Ave	Semi-Detached	3	2	88	\$769K	\$755K
9 February, 2016	115 De Grassi St	Townhouse	2	1	5	\$630K	\$660K
10 February, 2016	812, 233 Carlaw Ave	Condo	2	2	2	\$600K	\$610K
	828, 90 Broadview Ave	Condo	2	2	1	\$849K	\$849K
12 February, 2016	108B, 245 Carlaw Ave	Condo	1	1	15	\$600K	\$590K
13 February, 2016	185 Logan Ave	Semi-Detached	4	3	15	\$999K	\$959K
16 February, 2016	76 Wardell St	Semi-Detached	2	3	9	\$779K	\$937K
17 February, 2016	33 Coady Ave	Semi-Detached	3	2	8	\$700K	\$853K
18 February, 2016	405, 630 Queen St E	Condo	1	1	31	\$270K	\$270K
19 February, 2016	38 Tiverton Ave	Townhouse	2	4	3	\$699K	\$820K
21 February, 2016	106 Ivy Ave	Semi-Detached	3	3	5	\$999K	\$1,200K
22 February, 2016	239, 1173 Dundas St E	Condo	0	1	3	\$380K	\$407K
23 February, 2016	16 Stanton Ave	Semi-Detached	3	2	6	\$649K	\$792K
	25R Clark St	Detached	1	2	5	\$680K	\$817K
	59 Lewis St	Townhouse	3	3	0	\$999K	\$1,085K
	67 Natalie Pl	Townhouse	3	3	7	\$760K	\$861K
24 February, 2016	211 First Ave	Townhouse	3	3	15	\$859K	\$840K
	512 Eastern Ave	Other	8	4	5	\$1,179K	\$1,149K
	#311, 319 Carlaw Ave	Condo	1	1	27	\$465K	\$455K
25 February, 2016	209, 68 Broadview Ave	Condo	1	1	2	\$529K	\$531K

Data

Month, Day, Year of Sold Date	Address1	Property Type	Bedrooms	Washrooms	Days on the Market	List Price	Sold Price
26 February, 2016	103B, 245 Carlaw Ave	Condo	1	1	8	\$820K	\$815K
	167 Carlaw Ave	Semi-Detached	3	2	16	\$650K	\$580K
	410, 319 Carlaw Ave	Condo	2	2	6	\$598K	\$598K
29 February, 2016	43, 140 Broadview Ave	Townhouse	2	2	7	\$720K	\$703K
	46 Logan Ave	Townhouse	2	2	7	\$700K	\$769K
	54 Bloomfield Ave	Semi-Detached	3	2	7	\$560K	\$777K
	509, 88 Colgate Ave	Condo	1	1	54	\$288K	\$288K
1 March, 2016	59 Morse St	Semi-Detached	4	3	8	\$800K	\$876K
	88 Bertmount Ave	Semi-Detached	3	2	0	\$849K	\$932K
	119 Logan Ave	Townhouse	3	3	19	\$800K	\$800K
2 March, 2016	148 Booth Ave	Semi-Detached	3	2	8	\$799K	\$895K
3 March, 2016	115, 88 Colgate Ave	Condo	1	1	7	\$437K	\$439K
4 March, 2016	66, 1209 Queen St E	Townhouse	2	2	14	\$435K	\$426K
	Ph722, 88 Colgate Ave	Condo	2	2	1	\$679K	\$701K
5 March, 2016	84 Withrow Ave	Townhouse	2	1	4	\$680K	\$836K
6 March, 2016	78 Winnifred Ave	Semi-Detached	3	1	4	\$640K	\$790K
	207, 326 Carlaw Ave	Condo	1	1	4	\$480K	\$512K
9 March, 2016	3 Paisley Ave	Semi-Detached	3	2	8	\$699K	\$810K
	4, 46 Boston Ave	Townhouse	3	2	13	\$619K	\$610K
	42, 140 Broadview Ave	Townhouse	1	1	21	\$345K	\$342K
	121, 68 Broadview Ave	Condo	1	1	9	\$600K	\$630K
	168 Alton Ave	Semi-Detached	5	3	7	\$799K	\$951K
	305, 233 Carlaw Ave	Condo	2	2	1	\$750K	\$750K
10 March, 2016	17, 1209 Queen St E	Townhouse	2	2	3	\$399K	\$425K
11 March, 2016	509, 1201 Dundas St E	Condo	1	1	17	\$404K	\$395K
12 March, 2016	34 First Ave	Townhouse	3	2	17	\$879K	\$858K
13 March, 2016	43 Austin Ave	Semi-Detached	4	2	0	\$870K	\$875K
	153 Jones Ave	Detached	4	3	14	\$629K	\$629K

Data

Month, Day, Year of Sold Date	Address1	Property Type	Bedrooms	Washrooms	Days on the Market	List Price	Sold Price
14 March, 2016	172 Hamilton St	Semi-Detached	4	2	5	\$700K	\$851K
15 March, 2016	82 Carlaw Ave	Townhouse	2	2	7	\$689K	\$710K
16 March, 2016	41 Cummings St	Semi-Detached	3	2	6	\$700K	\$810K
	248, 201 Carlaw Ave	Condo	3	2	7	\$800K	\$785K
	619, 88 Colgate Ave	Condo	2	2	5	\$599K	\$600K
18 March, 2016	928, 1190 Dundas St E	Condo	2	2	8	\$463K	\$449K
20 March, 2016	14 Audley Ave	Detached	2	2	14	\$739K	\$728K
	584 Eastern Ave	Semi-Detached	2	1	6	\$400K	\$523K
21 March, 2016	# 621, 233 Carlaw Ave	Condo	1	1	13	\$313K	\$300K
22 March, 2016	7 Allen Ave	Semi-Detached	3	4	68	\$1,089K	\$1,119K
23 March, 2016	10, 1209 Queen St E	Townhouse	3	2	7	\$400K	\$437K
	718, 88 Colgate Ave	Condo	3	2	14	\$749K	\$749K
	720, 233 Carlaw Ave	Condo	1	1	46	\$429K	\$420K
24 March, 2016	2, 169 Jones Ave	Townhouse	3	3	3	\$1,348K	\$1,348K
	26, 150 Broadview Ave	Townhouse	1	1	30	\$300K	\$305K
	29 Marigold Ave	Semi-Detached	3	3	2	\$650K	\$785K
	819, 233 Carlaw Ave	Condo	1	1	3	\$409K	\$413K
25 March, 2016	512, 625 Queen St E	Condo	1	1	14	\$430K	\$441K
26 March, 2016	154 Hamilton St	Other		0	187	\$545K	\$530K
27 March, 2016	613, 319 Carlaw Ave	Condo	1	1	12	\$370K	\$360K
28 March, 2016	6, 169 Jones Ave	Townhouse	3	3	7	\$744K	\$744K
29 March, 2016	82 Bertmount Ave	Semi-Detached	3	2	0	\$899K	\$1,025K
30 March, 2016	3, 65 Colgate Ave	Condo	2	2	1	\$650K	\$650K
	5 Winnifred Ave	Townhouse	2	2	6	\$699K	\$803K
31 March, 2016	3, 1209 Queen St W	Townhouse	3	2	17	\$459K	\$445K
3 April, 2016	3, 169 Jones Ave, Toronto	Townhouse	3	3	14	\$755K	\$755K
4 April, 2016	160 Pape Ave	Detached	4	3	0	\$1,199K	\$1,300K
	211 Boulton Ave	Townhouse	3	2	5	\$949K	\$1,070K

Data

Month, Day, Year of Sold Date	Address1	Property Type	Bedrooms	Washrooms	Days on the Market	List Price	Sold Price
5 April, 2016	40 Mallon Ave	Semi-Detached	3	1	1	\$499K	\$650K
	89 Alton Ave	Semi-Detached	2	1	6	\$550K	\$686K
	128 Booth Ave	Semi-Detached	3	3	18	\$1,150K	\$1,110K
6 April, 2016	76 Hamilton St	Other	3	3	9	\$899K	\$1,117K
	392 Leslie St	Detached	3	4	7	\$899K	\$1,161K
	417, 201 Carlaw Ave	Condo	1	1	55	\$300K	\$290K
	Suite 1, 5 Frances Loring Lane	Townhouse	2	2	5	\$449K	\$460K
7 April, 2016	349 Leslie St	Townhouse	1	2	8	\$649K	\$720K
	408, 1190 Dundas St E	Condo	1	1	21	\$285K	\$283K
9 April, 2016	140 Leslie St	Semi-Detached	3	3	18	\$1,049K	\$1,018K
	612, 630 Queen St E	Condo	1	1	5	\$350K	\$340K
10 April, 2016	42 Winnifred Ave	Semi-Detached	3	2	11	\$839K	\$823K
	83, 1209 Queen St E	Townhouse	3	2	17	\$440K	\$435K
	90 Broadview Ave	Condo	1	1	5	\$390K	\$420K
11 April, 2016	1 Sandford Ave	Semi-Detached	3	2	7	\$799K	\$903K
	45, 140 Broadview Ave	Townhouse	2	3	13	\$750K	\$725K
	Suite 3, 29 Frances Loring Lane	Townhouse	2	2	7	\$439K	\$515K
12 April, 2016	32 Carlaw Ave	Townhouse	2	2	6	\$700K	\$726K
	59 Logan Ave	Semi-Detached	2	1	5	\$550K	\$711K
	615, 319 Carlaw Ave	Condo	1	1	7	\$479K	\$473K
	717, 88 Colgate Ave	Condo	1	1	5	\$460K	\$449K
	Ph404, 747 Queen St E	Condo	2	1	5	\$539K	\$539K
13 April, 2016	119 Jones Ave	Semi-Detached	3	3	26	\$929K	\$875K
	1346 Queen St E	Other	3	3	49	\$1,079K	\$980K
14 April, 2016	266 Broadview Ave	Townhouse	3	1	8	\$600K	\$703K
15 April, 2016	204, 68 Broadview Ave	Condo	0	1	15	\$820K	\$800K
16 April, 2016	3, 24 Florence Wyle Lane	Townhouse	2	2	4	\$509K	\$509K
17 April, 2016	45 Hiltz Ave	Semi-Detached	2	1	0	\$520K	\$615K

Data

Month, Day, Year of Sold Date	Address1	Property Type	Bedrooms	Washrooms	Days on the Market	List Price	Sold Price
17 April, 2016	89 Logan Ave	Townhouse	3	2	10	\$769K	\$765K
	537 Broadview Ave, Toronto	Detached	9	2	32	\$1,999K	\$1,999K
	835 Gerrard St E	Semi-Detached	4	2	18	\$859K	\$816K
18 April, 2016	1, 1209 Queen St E	Townhouse	3	2	34	\$399K	\$391K
	58 Caroline Ave	Semi-Detached	3	1	7	\$800K	\$955K
	80 Empire Ave	Semi-Detached	3	2	6	\$899K	\$982K
	153 Carlaw Ave	Semi-Detached	3	2	7	\$689K	\$940K
	176 Heward Ave	Semi-Detached	3	2	6	\$899K	\$1,110K
19 April, 2016	3 Bertmount Ave	Detached	3	2	6	\$790K	\$900K
	4 Myrtle Ave	Semi-Detached	2	3	8	\$550K	\$785K
	21 Mcgee St	Semi-Detached	3	4	8	\$899K	\$975K
	54 Galt Ave	Semi-Detached	3	2	7	\$850K	\$907K
	58 First Ave	Townhouse	4	3	7	\$899K	\$1,035K
	220, 68 Broadview Ave	Condo	1	1	6	\$680K	\$712K
	Ph 719, 88 Colgate Ave	Condo	2	2	0	\$679K	\$679K
20 April, 2016	3, 48 Boston Ave	Townhouse	3	2	15	\$620K	\$615K
	51 Hiltz Ave	Semi-Detached	3	2	1	\$699K	\$825K
	266 Boston Ave	Detached	3	3	8	\$1,000K	\$1,075K
	713, 319 Carlaw Ave	Condo	1	1	16	\$350K	\$335K
22 April, 2016	3, 78 Munro St	Townhouse	2	2	4	\$469K	\$545K
	317, 90 Broadview Ave	Condo	1	1	4	\$319K	\$319K
25 April, 2016	116, 201 Carlaw Ave	Condo	1	1	6	\$420K	\$490K
	123 Coady Ave	Detached	4	4	5	\$1,050K	\$1,050K
	255 Leslie St	Detached	5	1	6	\$900K	\$1,205K
26 April, 2016	38 Lewis St	Detached	3	4	1	\$959K	\$1,000K
	92 De Grassi St	Detached	3	4	5	\$998K	\$1,375K
27 April, 2016	132, 201 Carlaw Ave	Condo	1	2	7	\$495K	\$495K
28 April, 2016	205, 630 Queen St E	Condo	1	1	6	\$270K	\$270K

Data

Month, Day, Year of Sold Date	Address1	Property Type	Bedrooms	Washrooms	Days on the Market	List Price	Sold Price
30 April, 2016	54 Coady Ave	Detached	3	2	4	\$779K	\$870K
	503, 201 Carlaw Ave	Condo	2	1	4	\$500K	\$520K
2 May, 2016	64 Coady Ave	Semi-Detached	3	2	6	\$699K	\$890K
	95 Marjory Ave	Semi-Detached	2	3	7	\$591K	\$680K
	193 Munro St	Semi-Detached	1	2	6	\$599K	\$668K
	313, 68 Broadview Ave	Condo	1	1	13	\$550K	\$540K
	507, 201 Carlaw Ave	Condo	2	2	18	\$649K	\$630K
3 May, 2016	43 Winnifred Ave	Detached	3	5	6	\$1,049K	\$1,105K
	123 Alton Ave	Semi-Detached	3	2	6	\$740K	\$861K
	143 Pape Ave	Semi-Detached	3	2	6	\$789K	\$951K
	308, 1201 Dundas St E	Condo	1	1	6	\$419K	\$415K
	1145 Gerrard St E	Semi-Detached	3	1	0	\$599K	\$650K
4 May, 2016	35 Rushbrooke Ave	Semi-Detached	3	1	9	\$599K	\$650K
	111, 1238 Dundas St E	Townhouse	3	3	110	\$910K	\$910K
5 May, 2016	19 Kintyre Ave	Semi-Detached	2	2	21	\$850K	\$845K
	57 Austin Ave	Semi-Detached	3	2	21	\$899K	\$899K
	401, 201 Carlaw Ave	Condo	1	1	9	\$289K	\$300K
6 May, 2016	2, 50 Boston Ave	Townhouse	1	1	18	\$380K	\$374K
	180 Munro St	Detached	2	1	8	\$699K	\$825K
	624, 88 Colgate Ave	Condo	2	2	18	\$669K	\$640K
7 May, 2016	312 Logan Ave	Townhouse	3	2	3	\$1,000K	\$1,200K
8 May, 2016	721, 90 Broadview Ave	Condo	1	1	3	\$395K	\$420K
9 May, 2016	304, 201 Carlaw Ave	Condo	1	1	3	\$480K	\$483K
10 May, 2016	9 Boston Ave	Semi-Detached	3	3	6	\$900K	\$1,010K
	161 Pape Ave	Townhouse	4	1	8	\$650K	\$885K
	169 De Grassi St	Townhouse	2	1	7	\$790K	\$971K
	237A Leslie St	Townhouse	2	2	7	\$798K	\$930K
	Lw5, 90 Broadview Ave	Condo	1	2	6	\$599K	\$661K

Data

Month, Day, Year of Sold Date	Address1	Property Type	Bedrooms	Washrooms	Days on the Market	List Price	Sold Price
11 May, 2016	55 Marjory Ave	Semi-Detached	4	4	7	\$700K	\$999K
	319, 88 Colgate Ave	Condo	2	2	7	\$659K	\$667K
	614, 90 Broadview Ave	Condo	1	1	8	\$329K	\$327K
12 May, 2016	6, 24 Florence Wyle Lane	Townhouse	2	2	7	\$499K	\$555K
	40 Brooklyn Ave	Detached	3	2	1	\$1,000K	\$1,280K
	201 Leslie St	Detached	4	3	7	\$998K	\$1,307K
	1440 Dundas St E	Detached	4	3	8	\$849K	\$875K
13 May, 2016	1295 Dundas St E	Semi-Detached	3	2	1	\$650K	\$775K
14 May, 2016	94 Larchmount Ave	Semi-Detached	2	2	3	\$749K	\$870K
	223 Pape Ave	Townhouse	3	4	22	\$1,239K	\$1,170K
16 May, 2016	38 Hastings Ave	Semi-Detached	3	2	6	\$649K	\$886K
	89 Pape Ave E	Semi-Detached	2	1	6	\$520K	\$615K
	628, 88 Colgate Ave	Condo	1	1	15	\$450K	\$455K
17 May, 2016	93 Leslie St	Semi-Detached	3	2	7	\$789K	\$970K
	127 Galt Ave	Detached	3	2	8	\$850K	\$850K
	280 Hastings Ave	Semi-Detached	2	1	5	\$550K	\$706K
	704, 1190 Dundas St	Condo	2	2	18	\$460K	\$479K
	827, 90 Broadview Ave	Condo	2	2	13	\$899K	\$915K
18 May, 2016	32 Leslie St	Semi-Detached	3	2	7	\$599K	\$687K
	44 Bloomfield Ave	Semi-Detached	3	3	13	\$800K	\$903K
	216B Hamilton St	Townhouse	3	4	10	\$988K	\$1,100K
	232 Boston Ave	Semi-Detached	3	3	44	\$879K	\$940K
	822, 233 Carlaw Ave	Condo	1	1	16	\$450K	\$448K
19 May, 2016	302, 88 Colgate Ave	Condo	1	1	10	\$428K	\$428K
24 May, 2016	1, 54 Boston Ave	Condo	1	1	28	\$370K	\$352K
	30 Hunter St	Semi-Detached	3	2	6	\$799K	\$882K
	209 Munro St	Townhouse	2	1	5	\$596K	\$721K
25 May, 2016	88 Colgate Ave	Condo	1	1	18	\$405K	\$405K

Data

Month, Day, Year of Sold Date	Address1	Property Type	Bedrooms	Washrooms	Days on the Market	List Price	Sold Price
26 May, 2016	19 Howie Ave	Townhouse	3	4	2	\$1,350K	\$1,320K
29 May, 2016	305, 319 Carlaw Ave	Condo	1	1	18	\$309K	\$298K
30 May, 2016	245 Boston Ave	Townhouse	3	3	5	\$899K	\$965K
	502, 201 Carlaw Ave	Condo	1	1	0	\$370K	\$395K
31 May, 2016	4 Bertmount Ave	Detached	4	3	7	\$999K	\$1,175K
	19 Brick Crt	Townhouse	3	4	7	\$800K	\$1,010K
	54 Hiltz Ave	Semi-Detached	3	1	7	\$599K	\$801K
	74 Badgerow Ave	Semi-Detached	4	1	7	\$899K	\$1,102K
	338, 1190 Dundas St E	Townhouse	2	2	7	\$599K	\$630K
	402, 68 Broadview Ave	Condo	1	2	6	\$789K	\$837K
	602, 88 Colgate Ave	Condo	1	1	6	\$408K	\$408K
	888 Dundas St E	Other	7	7	51	\$990K	\$950K
1 June, 2016	117, 88 Colgate Ave	Condo	1	2	19	\$659K	\$640K
	149 Leslie St	Detached	4	3	6	\$998K	\$1,420K
2 June, 2016	34 Carlaw Ave	Townhouse	2	3	20	\$550K	\$550K
	430, 68 Broadview Ave	Condo	1	1	3	\$650K	\$645K
3 June, 2016	6, 88 Munro St	Townhouse	2	1	8	\$395K	\$395K
4 June, 2016	227, 1173 Dundas St E	Condo	2	2	5	\$819K	\$841K
6 June, 2016	47 Winnifred Ave	Semi-Detached	3	2	6	\$850K	\$1,051K
	48 Badgerow Ave	Townhouse	3	3	6	\$949K	\$1,175K
	64 Jones Ave	Detached	4	2	12	\$800K	\$1,016K
	69 De Grassi St	Semi-Detached	3	2	6	\$730K	\$800K
	80 Alton Ave	Semi-Detached	3	2	10	\$799K	\$905K
	129 Carlaw Ave	Detached	3	2	6	\$900K	\$1,064K
	139 First Ave	Semi-Detached	2	2	5	\$899K	\$1,004K
	208 Alton Ave	Townhouse	2	1	6	\$599K	\$753K
	302, 1003 Queen St E	Condo	1	1	39	\$385K	\$384K
7 June, 2016	33 Florence Wyle Lane	Townhouse	2	2	10	\$470K	\$468K

Data

Month, Day, Year of Sold Date	Address1	Property Type	Bedrooms	Washrooms	Days on the Market	List Price	Sold Price
7 June, 2016	56 Jones Ave	Detached	2	2	19	\$870K	\$860K
8 June, 2016	210 Logan Ave	Semi-Detached	2	1	8	\$700K	\$804K
	1231 Gerrard St E	Semi-Detached	3	1	8	\$690K	\$897K
9 June, 2016	32 Rhodes Ave	Semi-Detached	3	2	23	\$899K	\$882K
	830, 90 Broadview Ave	Condo	2	2	8	\$699K	\$681K
10 June, 2016	263 Boston Ave	Other	6	4	3	\$1,099K	\$1,550K
11 June, 2016	5, 817 Dundas St E	Townhouse	2	1	2	\$380K	\$400K
	34 Hiltz Ave	Semi-Detached	2	2	3	\$729K	\$875K
	75 Morse St	Townhouse	3	5	8	\$1,219K	\$1,219K
	522 Eastern Ave	Townhouse	3	3	10	\$849K	\$850K
13 June, 2016	33 Austin Ave	Townhouse	2	1	5	\$649K	\$721K
	52 Ashdale Ave	Semi-Detached	3	2	7	\$700K	\$765K
14 June, 2016	48 Marigold Ave	Semi-Detached	3	3	7	\$750K	\$941K
	187, 275 Broadview Ave	Townhouse	3	2	5	\$470K	\$550K
15 June, 2016	21 Austin Ave	Semi-Detached	3	1	8	\$888K	\$880K
	419, 233 Carlaw Ave	Condo	1	1	15	\$350K	\$360K
	502, 625 Queen St E	Condo	1	1	8	\$464K	\$464K
	941 Gerrard St E	Semi-Detached	3	2	8	\$650K	\$730K
17 June, 2016	19 Sparkhall Ave	Semi-Detached	3	3	5	\$1,149K	\$1,360K
	205, 68 Broadview Ave	Condo	1	2	15	\$800K	\$785K
18 June, 2016	108, 1238 Dundas St E	Townhouse	3	3	155	\$830K	\$860K
19 June, 2016	2, 1000 Dundas St E	Townhouse	3	3	12	\$649K	\$611K
20 June, 2016	82 Winnifred Ave	Semi-Detached	2	3	4	\$799K	\$975K
21 June, 2016	2, 825 Dundas St E	Townhouse	2	2	6	\$500K	\$561K
	12 Rushbrooke Ave	Semi-Detached	3	2	7	\$825K	\$865K
	69 Logan Ave S	Semi-Detached	3	4	7	\$989K	\$1,219K
	538, 90 Broadview Ave	Condo	2	2	6	\$820K	\$825K
22 June, 2016	Parking, 140-150 Broadview Ave	Other		0	7	\$23K	\$23K

Data

Month, Day, Year of Sold Date	Address1	Property Type	Bedrooms	Washrooms	Days on the Market	List Price	Sold Price
23 June, 2016	1, 22 Frances Loring Lane	Townhouse	3	2	9	\$599K	\$675K
	104 Jones Ave	Semi-Detached	3	2	8	\$700K	\$735K
24 June, 2016	74 Logan Ave	Townhouse	3	3	2	\$879K	\$950K
25 June, 2016	1, 78 Munro St	Townhouse	2	1	1	\$408K	\$409K
	42 Caroline Ave	Townhouse	3	2	12	\$800K	\$775K
	103 Natalie Pl	Semi-Detached	2	3	2	\$799K	\$950K
	911, 319 Carlaw Ave	Condo	1	1	1	\$480K	\$470K
26 June, 2016	259 Leslie St	Semi-Detached	3	4	6	\$949K	\$1,316K
	602, 201 Carlaw Ave	Condo	1	1	17	\$350K	\$365K
27 June, 2016	26 West Ave	Townhouse	3	2	7	\$699K	\$861K
	45 Morse St	Semi-Detached	3	3	4	\$899K	\$975K
	144 Leslie St	Semi-Detached	4	4	5	\$979K	\$1,390K
	202, 88 Colgate Ave	Condo	1	1	13	\$445K	\$450K
28 June, 2016	82 Rushbrooke Ave	Semi-Detached	2	2	7	\$729K	\$922K
	208 Pape Ave	Detached	3	4	7	\$1,199K	\$1,375K
29 June, 2016	78 Hamilton St	Semi-Detached	3	2	8	\$869K	\$998K
30 June, 2016	207, 68 Broadview Ave	Condo	1	1	24	\$540K	\$517K
	240, 1173 Dundas St E	Condo	1	1	0	\$739K	\$799K
2 July, 2016	169 Pape Ave	Detached	3	3	11	\$1,259K	\$1,235K
5 July, 2016	Parking, 319 Carlaw Ave	Other		0	22	\$25K	\$25K
6 July, 2016	704, 90 Broadview Ave	Condo	1	1	0	\$529K	\$552K
8 July, 2016	61, 140 Broadview Ave	Townhouse	1	1	38	\$425K	\$397K
	162 Galt Ave	Detached	2	3	16	\$649K	\$620K
	184 Logan Ave	Detached	5	5	11	\$1,099K	\$1,102K
9 July, 2016	72 Coady Ave	Semi-Detached	3	3	1	\$700K	\$810K
10 July, 2016	781 Gerrard St E	Townhouse	3	2	6	\$600K	\$750K
11 July, 2016	61 Dagmar Ave	Detached	3	3	7	\$799K	\$1,024K
	122, 201 Carlaw Ave	Condo	1	1	11	\$389K	\$369K

Data

Month, Day, Year of Sold Date	Address1	Property Type	Bedrooms	Washrooms	Days on the Market	List Price	Sold Price
12 July, 2016	42 Austin Ave	Semi-Detached	4	4	5	\$1,000K	\$1,420K
	166 Broadview Ave	Semi-Detached	3	2	6	\$799K	\$969K
13 July, 2016	8 Berkshire Ave	Semi-Detached	3	2	6	\$550K	\$712K
	1009 Dundas St E	Townhouse	4	4	14	\$1,378K	\$1,590K
15 July, 2016	25 Mount Stephen St	Other	3	4	9	\$949K	\$1,025K
	32 De Grassi St	Townhouse	3	3	3	\$1,000K	\$1,150K
	79 Tiverton Ave	Semi-Detached	3	2	2	\$749K	\$925K
	167 Carlaw Ave	Semi-Detached	3	2	4	\$749K	\$725K
18 July, 2016	56D West Ave	Semi-Detached	3	3	7	\$849K	\$1,075K
19 July, 2016	26 Audley Ave	Semi-Detached	4	3	7	\$1,099K	\$1,190K
	541 Eastern Ave	Detached	4	2	8	\$579K	\$671K
22 July, 2016	537 Broadview Ave	Detached	9	7	22	\$1,999K	\$1,999K
23 July, 2016	278 Broadview Ave	Townhouse	6	8	45	\$1,098K	\$1,040K
	513, 319 Carlaw Ave	Condo	1	1	5	\$369K	\$365K
24 July, 2016	35, 140 Broadview Ave	Townhouse	2	2	11	\$699K	\$720K
25 July, 2016	123, 326 Carlaw Ave	Condo	1	1	0	\$1,200K	\$1,200K
27 July, 2016	75 Caroline Ave	Semi-Detached	3	2	1	\$850K	\$890K
28 July, 2016	2, 65 Colgate Ave	Townhouse	2	2	8	\$650K	\$660K
	65 Badgerow Ave	Semi-Detached	2	2	15	\$800K	\$799K
	315, 201 Carlaw Ave	Condo	1	1	20	\$349K	\$340K
	611, 90 Broadview Ave	Condo	1	1	17	\$380K	\$378K
29 July, 2016	49 Leslie St	Townhouse	3	3	9	\$800K	\$800K
	507, 625 Queen St E	Condo	1	2	8	\$499K	\$575K
2 August, 2016	309, 88 Colgate Ave	Condo	1	1	8	\$300K	\$300K
3 August, 2016	40 Mallon Ave W	Semi-Detached	3	2	1	\$859K	\$905K
4 August, 2016	27 Caroline Ave	Semi-Detached	2	2	10	\$789K	\$855K
	121 Leslie St	Semi-Detached	3	2	18	\$975K	\$950K
5 August, 2016	128, 201 Carlaw Ave	Condo	1	2	44	\$500K	\$495K

Data

Month, Day, Year of Sold Date	Address1	Property Type	Bedrooms	Washrooms	Days on the Market	List Price	Sold Price
5 August, 2016	419, 68 Broadview Ave	Condo	1	1	1	\$539K	\$539K
8 August, 2016	785 Eastern Ave	Semi-Detached	3	2	5	\$699K	\$680K
9 August, 2016	18 Natalie Pl	Semi-Detached	3	3	6	\$799K	\$1,051K
	49 Coady Ave	Semi-Detached	3	2	6	\$900K	\$1,049K
	907, 1201 Dundas St E	Condo	1	1	18	\$319K	\$312K
10 August, 2016	35 Myrtle Ave	Semi-Detached	3	2	12	\$799K	\$1,015K
11 August, 2016	55 Coady Ave	Semi-Detached	3	1	0	\$699K	\$851K
	415, 319 Carlaw Ave	Condo	1	1	23	\$500K	\$490K
12 August, 2016	405, 1238 Dundas St E	Condo	2	2	24	\$450K	\$475K
15 August, 2016	110 Hiltz Ave	Detached	2	1	13	\$765K	\$745K
16 August, 2016	188 Leslie St	Detached	3	3	13	\$998K	\$1,251K
	221, 1190 Dundas St E	Condo	1	1	6	\$300K	\$292K
18 August, 2016	6, 175 Jones Ave	Townhouse	2	2	8	\$747K	\$747K
	8, 169 Jones Ave	Townhouse	3	3	24	\$953K	\$953K
23 August, 2016	135 Galt Ave	Detached	3	2	21	\$849K	\$850K
24 August, 2016	105 Alton Ave	Semi-Detached	3	2	6	\$599K	\$717K
	117 Carlaw Ave	Semi-Detached	4	3	41	\$1,045K	\$1,010K
	528 Eastern Ave	Townhouse	3	2	6	\$499K	\$624K
25 August, 2016	18 Sproat Ave	Semi-Detached	3	1	2	\$650K	\$778K
26 August, 2016	Ph09, 88 Colgate Ave	Condo	1	1	8	\$316K	\$316K
27 August, 2016	492 Eastern Ave	Detached	3	2	19	\$799K	\$750K
29 August, 2016	21, 150 Broadview Ave	Townhouse	2	2	4	\$688K	\$735K
30 August, 2016	9A Kintyre Ave	Other	2	2	41	\$1,250K	\$1,138K
	106, 625 Queen St E	Condo	1	1	12	\$469K	\$469K
31 August, 2016	494 Eastern Ave	Detached	0	0	23	\$799K	\$809K
1 September, 2016	69, 1209 Queen St E	Townhouse	3	2	7	\$445K	\$475K
2 September, 2016	332, 1190 Dundas St E	Townhouse	2	2	23	\$650K	\$645K
3 September, 2016	32 Rushbrooke Ave	Semi-Detached	3	1	2	\$630K	\$777K

Data

Month, Day, Year of Sold Date	Address1	Property Type	Bedrooms	Washrooms	Days on the Market	List Price	Sold Price
5 September, 2016	936 Dundas St E	Townhouse	6	2	19	\$899K	\$843K
6 September, 2016	203, 1003 Queen St E	Condo	2	2	22	\$650K	\$675K
7 September, 2016	112, 1238 Dundas St E	Townhouse	3	3	90	\$990K	\$990K
	1007, 319 Carlaw Ave	Condo	1	1	12	\$398K	\$398K
9 September, 2016	19, 1209 Queen St E	Townhouse	3	2	1	\$435K	\$475K
	58 Coady Ave	Semi-Detached	3	2	2	\$900K	\$1,108K
	1093 Dundas St E	Townhouse	2	2	24	\$950K	\$943K
10 September, 2016	5, 1321 Gerrard St E	Condo	2	2	37	\$560K	\$560K
11 September, 2016	217, 68 Broadview Ave	Condo	1	1	9	\$699K	\$712K
12 September, 2016	215, 326 Carlaw Ave	Condo	1	1	34	\$699K	\$680K
	1599 Dundas St E	Semi-Detached	3	3	6	\$828K	\$825K
13 September, 2016	124, 201 Carlaw Ave	Condo	1	1	6	\$399K	\$440K
	204 First Ave	Semi-Detached	4	3	6	\$800K	\$1,225K
14 September, 2016	701, 1201 Dundas St E	Condo	1	1	14	\$429K	\$429K
15 September, 2016	217 Logan Ave	Townhouse	3	3	9	\$950K	\$1,060K
17 September, 2016	183 Pape Ave	Townhouse	2	1	2	\$875K	\$870K
19 September, 2016	6 Rushbrooke Ave	Semi-Detached	3	2	6	\$689K	\$810K
	69 Mcgee St	Townhouse	3	1	13	\$600K	\$709K
	171 Booth Ave	Townhouse	2	1	7	\$549K	\$540K
20 September, 2016	1, 72 Munro St	Townhouse	2	1	8	\$410K	\$408K
	18 Marjory Ave	Semi-Detached	2	2	8	\$700K	\$815K
	20 Parkfield Ave	Semi-Detached	3	2	7	\$799K	\$910K
	100 Morse St	Detached	4	5	8	\$729K	\$1,021K
	114 Pape Ave	Semi-Detached	3	3	5	\$1,000K	\$1,400K
21 September, 2016	54, 1209 Queen St E	Townhouse	3	1	8	\$440K	\$425K
	191 Booth Ave	Semi-Detached	4	3	6	\$1,299K	\$1,375K
22 September, 2016	30 Marigold Ave	Semi-Detached	2	1	2	\$639K	\$803K
	709, 1201 Dundas St E	Condo	2	2	7	\$700K	\$710K

Data

Month, Day, Year of Sold Date	Address1	Property Type	Bedrooms	Washrooms	Days on the Market	List Price	Sold Price
23 September, 2016	105, 625 Queen St E	Condo	1	2	37	\$549K	\$535K
	243, 201 Carlaw Ave	Condo	2	2	10	\$600K	\$600K
24 September, 2016	49 Cummings St	Townhouse	3	2	3	\$649K	\$807K
	69 Allen Ave	Semi-Detached	2	2	4	\$779K	\$950K
	227 Victor Ave	Semi-Detached	4	3	3	\$777K	\$1,010K
25 September, 2016	34 Ivy Ave	Semi-Detached	2	2	5	\$629K	\$808K
26 September, 2016	87 Brooklyn Ave	Detached	3	3	6	\$995K	\$1,377K
	181C De Grassi St	Semi-Detached	3	2	3	\$939K	\$1,090K
	325 Logan Ave	Semi-Detached	3	5	5	\$949K	\$1,298K
	326, 1190 Dundas St E	Condo	1	1	17	\$324K	\$324K
27 September, 2016	11 Ivy Ave	Semi-Detached	2	2	7	\$979K	\$1,189K
	131 Morse St	Townhouse	3	3	7	\$999K	\$1,310K
	522, 88 Colgate Ave	Condo	2	2	7	\$650K	\$696K
	1089 Gerrard St E	Semi-Detached	3	3	12	\$700K	\$841K
28 September, 2016	29 Kintyre Ave	Other	4	3	7	\$1,000K	\$1,205K
	91 Berkshire Ave	Detached	1	4	1	\$779K	\$960K
29 September, 2016	503, 319 Carlaw Ave	Condo	1	1	3	\$410K	\$409K
	1336 Dundas St E	Detached	3	3	8	\$998K	\$975K
30 September, 2016	10, 169 Jones Ave	Townhouse	3	3	66	\$934K	\$934K
	158, 275 Broadview Ave	Townhouse	3	2	4	\$500K	\$600K
1 October, 2016	7, 175 Jones Ave	Townhouse	3	2	67	\$1,300K	\$1,230K
	14, 175 Jones Ave	Townhouse	3	3	51	\$1,420K	\$1,420K
3 October, 2016	313, 245 Carlaw Ave	Condo	1	1	6	\$700K	\$743K
4 October, 2016	49 Galt Ave	Semi-Detached	3	4	7	\$849K	\$1,016K
5 October, 2016	77 Empire Ave	Semi-Detached	2	2	6	\$800K	\$951K
	204, 747 Queen St E	Condo	1	1	7	\$529K	\$552K
7 October, 2016	110, 1190 Dundas St E	Townhouse	3	3	1	\$699K	\$810K
	410, 245 Carlaw Ave	Condo	3	1	46	\$900K	\$870K

Data

Month, Day, Year of Sold Date	Address1	Property Type	Bedrooms	Washrooms	Days on the Market	List Price	Sold Price
11 October, 2016	622, 90 Broadview Ave	Condo	1	1	13	\$439K	\$439K
12 October, 2016	53 Alton Ave	Semi-Detached	3	3	6	\$829K	\$950K
13 October, 2016	512, 88 Colgate Ave	Condo	1	1	6	\$350K	\$350K
	628, 1190 Dundas St E	Condo	1	1	9	\$389K	\$390K
14 October, 2016	6 Larchmount Ave	Semi-Detached	3	2	1	\$800K	\$980K
	22, 150 Broadview Ave	Townhouse	1	1	3	\$349K	\$344K
	30 Kent Rd	Semi-Detached	3	2	3	\$899K	\$950K
	176 Broadview Ave	Semi-Detached	1	2	3	\$899K	\$1,000K
	221, 1190 Dundas St	Condo	1	1	8	\$300K	\$305K
	725, 1190 Dundas St E	Condo	1	1	1	\$299K	\$299K
	Lw04, 90 Broadview Ave	Condo	1	2	3	\$600K	\$666K
16 October, 2016	5 Ivy Ave	Semi-Detached	2	2	35	\$900K	\$878K
17 October, 2016	136 Booth Ave	Semi-Detached	4	4	6	\$999K	\$1,225K
	728, 1190 Dundas St E	Other	1	1	0	\$390K	\$390K
18 October, 2016	4, 84 Munro St	Townhouse	2	2	6	\$499K	\$575K
	49 Brooklyn Ave	Semi-Detached	3	2	7	\$949K	\$1,250K
	122 Hamilton St	Detached	3	2	7	\$989K	\$1,120K
	251 Boston Ave	Townhouse	2	1	5	\$599K	\$711K
	316 Pape Ave	Semi-Detached	3	3	1	\$900K	\$1,075K
19 October, 2016	111 Alton Ave	Semi-Detached	3	3	7	\$899K	\$1,175K
20 October, 2016	411, 68 Broadview Ave	Condo	1	1	3	\$580K	\$625K
21 October, 2016	58 Galt Ave	Semi-Detached	3	2	2	\$789K	\$960K
	203, 88 Colgate Ave	Condo	1	1	1	\$480K	\$475K
23 October, 2016	19 Brighton Ave	Townhouse	3	3	4	\$999K	\$1,220K
	104, 625 Queen St E	Condo	2	2	12	\$635K	\$644K
	329 Logan Ave	Semi-Detached	3	4	3	\$939K	\$1,150K
24 October, 2016	48 Carlaw Ave	Semi-Detached	3	2	7	\$499K	\$579K
25 October, 2016	10A Brooklyn Ave	Semi-Detached	3	3	8	\$949K	\$1,148K

Data

Month, Day, Year of Sold Date	Address1	Property Type	Bedrooms	Washrooms	Days on the Market	List Price	Sold Price
25 October, 2016	Lw07, 90 Broadview Ave	Condo	2	2	1	\$699K	\$670K
26 October, 2016	216 Logan Ave	Semi-Detached	3	1	6	\$800K	\$865K
	409, 1201 Dundas St E	Condo	1	1	20	\$397K	\$392K
27 October, 2016	34 Hastings Ave	Detached	3	2	8	\$725K	\$952K
28 October, 2016	65 First Ave	Semi-Detached	4	2	3	\$899K	\$1,257K
	152 Boulton Ave	Townhouse	3	2	17	\$929K	\$882K
	189 Degrassi St	Semi-Detached	3	4	10	\$1,199K	\$1,150K
31 October, 2016	412, 201 Carlaw Ave	Condo	2	2	3	\$649K	\$645K
1 November, 2016	237 Boston Ave	Townhouse	2	3	6	\$899K	\$1,050K
	313, 630 Queen St E	Condo	2	1	31	\$490K	\$480K
	611, 630 Queen St E	Condo	1	1	8	\$339K	\$341K
	1210, 1190 Dundas St E	Condo	0	1	12	\$250K	\$250K
	Th337, 1190 Dundas St E	Townhouse	2	2	6	\$679K	\$710K
2 November, 2016	36 Winnifred Ave	Semi-Detached	2	1	7	\$779K	\$1,005K
5 November, 2016	525, 90 Broadview Ave	Condo	1	1	25	\$478K	\$470K
	1439 Dundas St E	Semi-Detached	3	2	19	\$780K	\$750K
6 November, 2016	68 Winnifred Ave	Detached	3	2	3	\$849K	\$1,055K
7 November, 2016	3, 54 Boston Ave	Townhouse	3	2	5	\$649K	\$680K
	28 Harriet St	Semi-Detached	1	1	6	\$369K	\$451K
	47 Morse St	Townhouse	2	1	6	\$788K	\$875K
	166 Degrassi St	Townhouse	3	2	5	\$799K	\$1,175K
	606, 630 Queen St E	Condo	2	1	6	\$519K	\$508K
9 November, 2016	4 Mallon Ave	Semi-Detached	3	3	1	\$925K	\$935K
	9, 169 Jones Ave	Townhouse	3	3	107	\$941K	\$941K
	60 Boulton Ave	Townhouse	3	4	7	\$1,249K	\$1,420K
	142 Leslie St	Semi-Detached	4	2	51	\$965K	\$925K
	411, 1201 Dundas St E	Condo	2	1	5	\$500K	\$480K
	806, 90 Broadview Ave	Condo	1	1	1	\$500K	\$510K

Data

Month, Day, Year of Sold Date	Address1	Property Type	Bedrooms	Washrooms	Days on the Market	List Price	Sold Price
10 November, 2016	422, 233 Carlaw Ave	Condo	1	1	8	\$375K	\$400K
12 November, 2016	244 Broadview Ave	Other	4	2	18	\$699K	\$725K
15 November, 2016	242, 201 Carlaw Ave	Condo	2	2	20	\$630K	\$614K
17 November, 2016	511, 625 Queen St E	Condo	2	2	9	\$689K	\$690K
18 November, 2016	12, 32 Curzon St	Townhouse	3	1	2	\$500K	\$610K
	15 Grant St	Detached	3	2	15	\$1,079K	\$1,013K
	54 Coady Ave	Detached	3	2	42	\$1,199K	\$1,155K
	56 Hastings Ave	Detached	3	4	0	\$1,150K	\$1,150K
	203, 201 Carlaw Ave	Condo	2	1	3	\$529K	\$529K
21 November, 2016	2, 821 Dundas St E	Townhouse	2	2	6	\$469K	\$556K
	1005, 319 Carlaw Ave	Condo	2	2	11	\$689K	\$710K
22 November, 2016	52 Boulton Ave	Townhouse	3	4	0	\$1,475K	\$1,475K
	59 1/2 Logan Ave	Semi-Detached	2	2	5	\$550K	\$765K
	60 De Grassi St	Semi-Detached	2	2	7	\$998K	\$1,051K
	78 Alton Ave	Semi-Detached	3	2	6	\$900K	\$1,120K
	103 Hamilton St	Semi-Detached	2	2	8	\$939K	\$1,121K
	702, 1201 Dundas St E	Condo	1	1	4	\$430K	\$453K
23 November, 2016	25 Clark St	Semi-Detached	3	1	15	\$669K	\$650K
	158 Boulton Ave	Townhouse	2	2	9	\$760K	\$936K
25 November, 2016	241, 201 Carlaw Ave	Condo	2	2	22	\$610K	\$600K
	501, 630 Queen St E	Condo	2	2	1	\$649K	\$760K
26 November, 2016	12A Brooklyn Ave	Semi-Detached	3	3	5	\$949K	\$1,079K
28 November, 2016	17 Lewis St	Semi-Detached	3	4	3	\$1,000K	\$1,200K
	55 Myrtle Ave	Townhouse	2	1	6	\$529K	\$601K
29 November, 2016	17 Bertmount Ave	Semi-Detached	3	2	17	\$999K	\$1,125K
	28, 140 Broadview Ave	Townhouse	1	2	6	\$489K	\$516K
	65 Hamilton St	Townhouse	6	3	29	\$1,099K	\$1,050K
30 November, 2016	1313 Dundas St E	Semi-Detached	2	2	7	\$649K	\$731K

Data

Month, Day, Year of Sold Date	Address1	Property Type	Bedrooms	Washrooms	Days on the Market	List Price	Sold Price
1 December, 2016	810, 1201 Dundas St E	Condo	2	1	0	\$480K	\$480K
5 December, 2016	68 Lewis St	Townhouse	3	4	11	\$999K	\$1,296K
	604, 630 Queen St E	Condo	2	2	5	\$579K	\$660K
6 December, 2016	405, 625 Queen St E	Condo	1	2	13	\$560K	\$560K
7 December, 2016	1113, 1190 Dundas St E	Condo	2	1	2	\$529K	\$575K
12 December, 2016	126 Curzon St	Semi-Detached	4	2	7	\$899K	\$1,023K
16 December, 2016	244 Jones Ave	Detached	6	3	36	\$968K	\$915K
20 December, 2016	217A Leslie St	Semi-Detached	3	2	11	\$619K	\$720K
30 December, 2016	517, 68 Broadview Ave	Condo	1	1	10	\$700K	\$835K
10 January, 2017	14, 150 Broadview Ave	Townhouse	1	1	13	\$320K	\$310K
	37 Hamilton St	Detached	3	1	77	\$1,250K	\$1,218K
12 January, 2017	1007 Dundas St E	Townhouse	2	2	3	\$730K	\$891K
13 January, 2017	111 Jones Ave	Detached	2	1	35	\$540K	\$531K
15 January, 2017	76 Boulton Ave E	Townhouse	3	3	1	\$1,498K	\$1,500K
16 January, 2017	119 Hamilton St	Semi-Detached	3	2	7	\$900K	\$1,185K
17 January, 2017	211 Pape Ave	Semi-Detached	3	2	7	\$1,000K	\$1,305K
	1006, 319 Carlaw Ave	Condo	2	2	7	\$690K	\$731K
18 January, 2017	15, 32 Curzon St	Townhouse	3	1	6	\$599K	\$661K
19 January, 2017	216, 1190 Dundas St E	Condo	2	1	8	\$460K	\$458K
22 January, 2017	803, 1190 Dundas St E	Condo	2	2	12	\$505K	\$580K
23 January, 2017	104 Hamilton St	Townhouse	3	2	5	\$850K	\$1,150K
24 January, 2017	4 Woodgreen Pl	Townhouse	2	2	6	\$849K	\$961K
26 January, 2017	1584 Dundas St E	Townhouse	2	1	1	\$649K	\$841K
30 January, 2017	143 Leslie St	Townhouse	2	1	4	\$610K	\$740K
	145 Hamilton St	Semi-Detached	2	1	6	\$650K	\$745K
	169 Jones Ave	Townhouse	3	3	67	\$829K	\$829K
1 February, 2017	1 Badgerow Ave	Semi-Detached	3	2	25	\$969K	\$953K
	143, 275 Broadview Ave	Townhouse	3	2	2	\$658K	\$648K

Data

Month, Day, Year of Sold Date	Address1	Property Type	Bedrooms	Washrooms	Days on the Market	List Price	Sold Price
1 February, 2017	601, 1190 Dundas St E	Condo	1	1	15	\$350K	\$375K
	1294 Dundas St E	Semi-Detached	3	1	9	\$730K	\$860K
2 February, 2017	47 Jones Ave	Townhouse	3	3	29	\$850K	\$843K
	174 First Ave	Semi-Detached	3	1	2	\$1,150K	\$1,150K
3 February, 2017	407, 1201 Dundas St E	Condo	1	1	9	\$430K	\$477K
4 February, 2017	45 Marjory Ave	Detached	3	4	10	\$998K	\$1,066K
6 February, 2017	1, 42 Boston Ave	Townhouse	1	1	6	\$400K	\$471K
	5, 175 Jones Ave	Townhouse	2	2	7	\$1,158K	\$1,158K
	126 Leslie St	Semi-Detached	3	2	6	\$1,000K	\$1,363K
	302, 233 Carlaw Ave	Condo	1	1	7	\$599K	\$656K
	435, 88 Colgate Ave	Condo	1	1	7	\$489K	\$530K
	715, 90 Broadview Ave	Condo	1	1	0	\$355K	\$347K
	803, 201 Carlaw Ave	Condo	2	2	4	\$799K	\$820K
7 February, 2017	328, 1190 Dundas St E	Condo	2	2	25	\$519K	\$560K
	896 Dundas St E	Semi-Detached	4	3	9	\$600K	\$745K
8 February, 2017	230, 68 Broadview Ave	Condo	1	1	8	\$650K	\$825K
9 February, 2017	219, 88 Colgate Ave	Condo	2	2	3	\$679K	\$768K
	902, 1190 Dundas St E	Condo	2	1	2	\$450K	\$517K
12 February, 2017	56 Jones Ave	Detached	2	2	3	\$900K	\$1,060K
13 February, 2017	60 Hiltz Ave	Detached	3	1	5	\$869K	\$969K
	311, 1190 Dundas St E	Condo	2	1	7	\$400K	\$461K
14 February, 2017	88 1/2 De Grassi St	Detached	2	3	8	\$1,095K	\$1,395K
	702, 201 Carlaw Ave	Condo	1	1	5	\$400K	\$480K
15 February, 2017	54 Austin Ave	Detached	3	4	8	\$1,288K	\$1,790K
	106 Coady Ave	Semi-Detached	2	2	7	\$850K	\$1,261K
	614, 1190 Dundas St E	Condo	2	1	9	\$400K	\$500K
	703, 201 Carlaw Ave	Condo	2	1	7	\$570K	\$680K
16 February, 2017	65 Bertmount Ave	Detached	2	2	1	\$800K	\$1,110K

Data

Month, Day, Year of Sold Date	Address1	Property Type	Bedrooms	Washrooms	Days on the Market	List Price	Sold Price
17 February, 2017	516, 1190 Dundas St E	Condo	1	1	2	\$449K	\$516K
18 February, 2017	28 Harriet St	Semi-Detached	1	1	22	\$519K	\$531K
20 February, 2017	3, 82 Munro St	Townhouse	2	1	10	\$400K	\$463K
21 February, 2017	3, 34 Boston Ave	Townhouse	3	2	7	\$699K	\$731K
	16 First Ave	Semi-Detached	4	4	6	\$1,249K	\$1,669K
	33 Clark St	Semi-Detached	3	4	7	\$969K	\$1,417K
	414, 319 Carlaw Ave	Condo	1	1	0	\$439K	\$500K
	911, 319 Carlaw Ave	Condo	1	1	6	\$530K	\$637K
23 February, 2017	23, 150 Broadview Ave	Townhouse	1	1	0	\$375K	\$375K
24 February, 2017	14 Mcgee St	Semi-Detached	2	1	3	\$949K	\$1,130K
	1546 Dundas St E	Detached	3	4	2	\$1,099K	\$1,400K
27 February, 2017	43 Jones Ave	Semi-Detached	3	2	4	\$800K	\$1,211K
	188 De Grassi St	Semi-Detached	3	3	6	\$998K	\$1,400K
28 February, 2017	10, 175 Jones Ave	Townhouse	3	3	29	\$1,420K	\$1,420K
	96 Bertmount Ave	Semi-Detached	3	1	5	\$700K	\$1,050K
	97 Bertmount Ave	Semi-Detached	3	1	0	\$1,310K	\$1,290K
	707, 319 Carlaw Ave	Condo	1	1	5	\$370K	\$400K
1 March, 2017	24 Filmic Lane	Townhouse	3	3	8	\$900K	\$1,102K
	201 Boulton Ave	Semi-Detached	4	3	2	\$970K	\$970K
	1555 Dundas St E	Detached	6	4	12	\$998K	\$1,156K
2 March, 2017	163 Galt Ave	Detached	2	1	13	\$700K	\$678K
3 March, 2017	294 Pape Ave	Semi-Detached	6	4	23	\$1,350K	\$1,310K
6 March, 2017	Th#10, 1000 Dundas St E	Townhouse	3	3	7	\$749K	\$1,090K
7 March, 2017	17 Tiverton Ave	Townhouse	2	1	7	\$749K	\$859K
	184 Pape Ave	Semi-Detached	3	3	5	\$990K	\$1,521K
	225, 88 Colgate Ave	Condo	3	2	1	\$830K	\$960K
	802, 201 Carlaw Ave	Condo	1	2	8	\$799K	\$825K
	1108, 1190 Dundas St E	Condo	0	1	7	\$330K	\$387K

Data

Month, Day, Year of Sold Date	Address1	Property Type	Bedrooms	Washrooms	Days on the Market	List Price	Sold Price
8 March, 2017	49 Badgerow Ave	Semi-Detached	4	3	7	\$925K	\$1,351K
	92 Alton Ave	Semi-Detached	3	2	7	\$899K	\$1,190K
9 March, 2017	213, 88 Colgate Ave	Condo	2	2	8	\$829K	\$829K
10 March, 2017	22 Cummings St	Detached	3	3	0	\$1,328K	\$1,350K
11 March, 2017	85, 1209 Queen St E	Townhouse	3	2	5	\$470K	\$533K
12 March, 2017	30 Lewis St	Townhouse	2	1	5	\$800K	\$965K
13 March, 2017	139, 201 Carlaw Ave	Condo	1	1	4	\$400K	\$472K
	524, 1190 Dundas St E	Condo	2	2	5	\$579K	\$630K
14 March, 2017	17 Berkshire Ave	Semi-Detached	1	1	6	\$550K	\$825K
	124, 68 Broadview Ave	Condo	2	2	7	\$700K	\$946K
15 March, 2017	1, 175 Jones Ave	Townhouse	2	2	43	\$929K	\$929K
	623, 1190 Dundas St	Condo	2	1	4	\$489K	\$600K
17 March, 2017	219, 90 Broadview Ave	Condo	1	1	3	\$550K	\$635K
19 March, 2017	157 Booth Ave	Semi-Detached	2	3	4	\$887K	\$1,050K
20 March, 2017	7, 32 Curzon St	Townhouse	3	1	7	\$599K	\$768K
	403, 630 Queen St E	Condo	1	1	5	\$479K	\$550K
21 March, 2017	25 Winnifred Ave	Detached	6	4	6	\$1,499K	\$1,555K
22 March, 2017	98 Jones Ave	Detached	6	3	15	\$999K	\$1,200K
	115 Leslie St	Semi-Detached	2	2	3	\$699K	\$1,181K
	424, 88 Colgate Ave	Condo	1	1	2	\$677K	\$798K
	501B, 245 Carlaw Ave	Condo	1	1	8	\$829K	\$1,029K
23 March, 2017	40 Morse St	Semi-Detached	3	2	2	\$796K	\$900K
24 March, 2017	15, 150 Broadview Ave	Townhouse	2	2	3	\$779K	\$880K
	207, 625 Queen St E	Condo	1	2	4	\$575K	\$665K
	1008, 1190 Dundas St E	Condo	1	1	11	\$449K	\$525K
27 March, 2017	31 Hastings Ave	Detached	2	3	5	\$1,089K	\$1,556K
	37 Clark St	Detached	3	4	6	\$998K	\$1,340K
	63, 1209 Queen St E	Townhouse	2	2	6	\$399K	\$653K

Data

Month, Day, Year of Sold Date	Address1	Property Type	Bedrooms	Washrooms	Days on the Market	List Price	Sold Price
27 March, 2017	306, 90 Broadview Ave	Condo	2	1	6	\$599K	\$731K
28 March, 2017	34 Prust Ave	Semi-Detached	3	4	4	\$1,289K	\$1,651K
	40 1/2 Morse St	Semi-Detached	3	1	0	\$800K	\$935K
	271 Pape Ave	Semi-Detached	3	2	7	\$1,090K	\$1,251K
31 March, 2017	74 Boulton Ave	Townhouse	3	3	1	\$1,350K	\$1,626K
	601, 233 Carlaw Ave	Condo	2	1	3	\$649K	\$845K
1 April, 2017	21 Myrtle Ave	Townhouse	2	2	5	\$629K	\$775K
	985 Dundas St E	Townhouse	2	3	5	\$1,150K	\$1,350K
3 April, 2017	269 Leslie St	Detached	6	4	11	\$1,599K	\$1,800K
	413, 233 Carlaw Ave	Condo	1	1	3	\$389K	\$490K
4 April, 2017	45 Caroline Ave	Semi-Detached	2	2	6	\$850K	\$1,145K
5 April, 2017	7 Bisley St	Townhouse	3	2	8	\$1,096K	\$1,120K
	53 Hiltz Ave	Semi-Detached	2	1	9	\$650K	\$930K
	109, 68 Broadview Ave	Condo	1	1	8	\$529K	\$760K
6 April, 2017	68 Rushbrooke Ave	Semi-Detached	2	2	7	\$749K	\$902K
	628, 90 Broadview Ave	Condo	1	2	1	\$570K	\$730K
7 April, 2017	201, 1003 Queen St E	Condo	1	1	2	\$549K	\$650K
	618, 1190 Dundas St E	Condo	2	2	1	\$550K	\$675K
8 April, 2017	122 Galt Ave	Detached	5	4	15	\$1,207K	\$1,150K
10 April, 2017	2, 1000 Dundas St E	Townhouse	3	3	6	\$1,099K	\$1,079K
	36 Grant St	Semi-Detached	4	2	4	\$998K	\$1,275K
	101 De Grassi St	Detached	2	1	3	\$999K	\$1,512K
11 April, 2017	102 Logan Ave	Semi-Detached	3	2	0	\$1,050K	\$1,060K
13 April, 2017	66, 275 Broadview Ave	Townhouse	3	2	15	\$699K	\$690K
	602, 1190 Dundas St E	Condo	2	2	24	\$630K	\$622K
14 April, 2017	1101, 1190 Dundas St E	Condo	1	1	4	\$350K	\$450K
15 April, 2017	716, 1190 Dundas St E	Condo	1	1	2	\$449K	\$500K
18 April, 2017	34 Bertmount Ave	Semi-Detached	3	2	6	\$800K	\$1,186K

Data

Month, Day, Year of Sold Date	Address1	Property Type	Bedrooms	Washrooms	Days on the Market	List Price	Sold Price
18 April, 2017	515, 90 Broadview Ave	Condo	1	1	7	\$369K	\$428K
19 April, 2017	56 Bloomfield Ave	Semi-Detached	3	2	6	\$700K	\$1,050K
22 April, 2017	43 Bloomfield Ave	Semi-Detached	3	2	11	\$998K	\$1,075K
24 April, 2017	1, 90 Munro St	Townhouse	2	1	5	\$389K	\$502K
	8, 11 Frances Loring Lane	Townhouse	2	2	6	\$499K	\$651K
	35 Kintyre Ave	Semi-Detached	3	2	7	\$939K	\$1,175K
	58 Prust Ave	Semi-Detached	3	4	4	\$1,090K	\$1,292K
	170 Pape Ave	Semi-Detached	3	3	6	\$998K	\$1,375K
	402, 90 Broadview Ave	Condo	1	1	6	\$569K	\$585K
	537, 90 Broadview Ave	Condo	2	2	27	\$1,000K	\$1,000K
25 April, 2017	278 Logan Ave	Semi-Detached	3	3	7	\$950K	\$1,251K
	511, 68 Broadview Ave	Condo	1	2	7	\$899K	\$1,180K
26 April, 2017	91 Carroll St	Townhouse	2	1	7	\$425K	\$530K
	101 Hamilton St	Semi-Detached	2	2	1	\$899K	\$1,240K
	167 Booth Ave	Semi-Detached	2	1	7	\$750K	\$737K
	189A Booth Ave	Semi-Detached	2	1	1	\$730K	\$900K
	601, 625 Queen St E	Condo	1	2	7	\$549K	\$565K
28 April, 2017	424, 1190 Dundas St E	Condo	2	2	1	\$640K	\$630K
	Th - E, 56 West Ave	Townhouse	3	3	2	\$1,285K	\$1,250K
30 April, 2017	914, 1190 Dundas St E	Condo	1	1	11	\$550K	\$545K
1 May, 2017	20 Rushbrooke Ave	Semi-Detached	3	2	9	\$850K	\$1,015K
	54 Winnifred Ave	Detached	2	1	4	\$899K	\$885K
	620, 233 Carlaw Ave	Condo	1	1	6	\$489K	\$634K
	906, 90 Broadview Ave	Condo	2	2	5	\$899K	\$900K
2 May, 2017	Th02, 40 Boston Ave	Townhouse	1	1	6	\$449K	\$512K
4 May, 2017	630, 1190 Dundas St E	Condo	2	2	26	\$630K	\$615K
5 May, 2017	23 Natalie Pl	Semi-Detached	3	3	11	\$899K	\$1,050K
	506, 630 Queen St E	Condo	2	1	4	\$579K	\$578K

Data

Month, Day, Year of Sold Date	Address1	Property Type	Bedrooms	Washrooms	Days on the Market	List Price	Sold Price
8 May, 2017	2, 11 Frances Loring Lane	Townhouse	2	1	5	\$399K	\$585K
	30, 140 Broadview Ave	Townhouse	1	2	10	\$539K	\$620K
	38 Alton Ave	Semi-Detached	2	2	6	\$749K	\$900K
	320, 88 Colgate Ave	Condo	2	2	12	\$730K	\$725K
	605, 233 Carlaw Ave	Condo	2	1	12	\$719K	\$714K
	624, 1190 Dundas St E	Condo	2	2	7	\$589K	\$650K
9 May, 2017	44 Bertmount Ave	Semi-Detached	3	2	7	\$899K	\$1,201K
	114 Hiltz Ave	Semi-Detached	3	2	4	\$790K	\$1,000K
	123 Curzon St	Semi-Detached	2	1	7	\$699K	\$880K
	312, 90 Broadview Ave	Condo	2	2	7	\$939K	\$969K
	810, 630 Queen St E	Condo	2	2	8	\$749K	\$825K
	1013 Dundas St E	Townhouse	2	2	14	\$849K	\$850K
10 May, 2017	38 West Ave	Detached	4	3	8	\$899K	\$1,375K
	432, 88 Colgate Ave	Condo	1	1	6	\$369K	\$390K
11 May, 2017	251, 201 Carlaw Ave	Condo	2	3	2	\$928K	\$948K
12 May, 2017	6 Brooklyn Ave	Semi-Detached	3	2	8	\$900K	\$1,200K
14 May, 2017	108 Carlaw Ave	Townhouse	4	2	4	\$600K	\$805K
	513, 68 Broadview Ave	Condo	1	1	10	\$800K	\$800K
15 May, 2017	34 Brooklyn Ave	Semi-Detached	4	2	14	\$1,325K	\$1,210K
	120 Morse St	Townhouse	4	4	7	\$999K	\$1,531K
	Ph723, 88 Colgate Ave	Condo	2	2	6	\$788K	\$865K
16 May, 2017	795 Eastern Ave	Semi-Detached	3	2	6	\$779K	\$995K
17 May, 2017	59 Alton Ave	Semi-Detached	3	2	8	\$900K	\$1,050K
	148, 1159 Dundas St E	Condo	1	2	12	\$970K	\$960K
	1437 Dundas St E	Townhouse	3	3	2	\$819K	\$810K
18 May, 2017	57 Dagmar Ave	Detached	2	2	10	\$849K	\$985K
	98R Curzon St	Townhouse	3	3	9	\$1,400K	\$1,440K
	201, 630 Queen St E	Condo	1	1	8	\$325K	\$346K

Data

Month, Day, Year of Sold Date	Address1	Property Type	Bedrooms	Washrooms	Days on the Market	List Price	Sold Price
18 May, 2017	609, 1201 Dundas St E	Condo	1	1	0	\$480K	\$480K
	P-816, 201 Carlaw Ave	Condo	2	2	1	\$829K	\$840K
19 May, 2017	156 Boulton Ave	Townhouse	3	3	8	\$850K	\$860K
	1212, 1190 Dundas St E	Condo	1	1	2	\$370K	\$360K
21 May, 2017	3, 245 Carlaw Ave	Condo	0	1	3	\$459K	\$525K
24 May, 2017	111, 68 Broadview Ave	Condo	1	1	7	\$749K	\$732K
	425, 1190 Dundas St E	Condo	1	1	21	\$330K	\$340K
25 May, 2017	508, 1190 Dundas St E	Condo	1	1	23	\$355K	\$351K
26 May, 2017	152 Morse St	Townhouse	4	2	17	\$799K	\$1,175K
	414, 1190 Dundas St E	Condo	1	1	1	\$500K	\$495K
29 May, 2017	138 Ivy Ave	Semi-Detached	3	2	5	\$929K	\$1,061K
	509, 233 Carlaw Ave	Condo	1	1	6	\$599K	\$705K
30 May, 2017	10 June Callwood Way	Detached	2	3	7	\$979K	\$1,211K
	43 Verral Ave	Townhouse	3	2	6	\$989K	\$1,325K
	52, 140 Broadview Ave	Townhouse	1	1	7	\$399K	\$451K
31 May, 2017	49 Boulton Ave	Semi-Detached	1	1	9	\$740K	\$876K
	106, 326 Carlaw Ave	Condo	1	1	8	\$620K	\$720K
	807, 233 Carlaw Ave	Condo	1	1	14	\$475K	\$460K
1 June, 2017	58 Myrtle Ave	Detached	3	2	6	\$699K	\$1,000K
	221, 201 Carlaw Ave	Condo	1	1	7	\$519K	\$524K
	224 Jones Ave	Detached	3	3	3	\$1,150K	\$1,150K
	304, 1201 Dundas St E	Condo	1	1	7	\$417K	\$412K
	308, 319 Carlaw Ave	Condo	2	2	10	\$899K	\$850K
	Ph 613, 68 Broadview Ave	Condo	1	2	3	\$1,345K	\$1,475K
2 June, 2017	612, 1238 Dundas St E	Condo	2	1	1	\$580K	\$580K
3 June, 2017	205 Degrassi St	Detached	4	4	18	\$999K	\$1,010K
5 June, 2017	60 Prust Ave	Semi-Detached	3	3	12	\$998K	\$960K
6 June, 2017	10, 32 Curzon St	Townhouse	3	1	40	\$749K	\$698K

Data

Month, Day, Year of Sold Date	Address1	Property Type	Bedrooms	Washrooms	Days on the Market	List Price	Sold Price
6 June, 2017	98P Curzon St	Townhouse	3	3	11	\$1,400K	\$1,325K
	148 Morse St	Detached	3	3	7	\$1,799K	\$2,000K
7 June, 2017	29 Boulton Ave	Other	4	3	7	\$898K	\$1,115K
	1447 Dundas St E	Detached	3	3	6	\$900K	\$881K
8 June, 2017	103 Boston Ave	Townhouse	3	2	0	\$1,100K	\$1,130K
	111 Leslie St	Detached	3	3	3	\$900K	\$1,075K
	845 Dundas St E	Detached	4	4	8	\$1,199K	\$1,265K
9 June, 2017	12 Austin Ave	Townhouse	3	1	1	\$799K	\$980K
	407, 88 Colgate Ave	Condo	1	1	9	\$490K	\$530K
10 June, 2017	97 Carlaw Ave	Townhouse	3	2	12	\$735K	\$702K
11 June, 2017	16 Austin Ave	Semi-Detached	3	4	10	\$1,289K	\$1,238K
	405, 1201 Dundas St E	Condo	1	1	13	\$425K	\$415K
12 June, 2017	62 Allen Ave	Semi-Detached	2	3	5	\$750K	\$1,060K
	140 First Ave	Townhouse	3	1	6	\$1,049K	\$1,255K
13 June, 2017	87 Hamilton St	Semi-Detached	4	2	19	\$989K	\$963K
14 June, 2017	203 Pape Ave	Detached	3	4	5	\$1,399K	\$1,399K
19 June, 2017	63 Allen Ave	Townhouse	2	2	4	\$879K	\$861K
20 June, 2017	7 Alton Ave	Semi-Detached	5	3	6	\$839K	\$865K
21 June, 2017	503, 201 Carlaw Ave	Condo	2	1	29	\$649K	\$645K
22 June, 2017	8 Verral Ave	Townhouse	3	2	8	\$1,179K	\$1,150K
23 June, 2017	65 June Callwood Way	Detached	1	2	10	\$1,198K	\$1,250K
	223 Broadview Ave	Other	7	4	19	\$779K	\$915K
26 June, 2017	45 Badgerow Ave	Semi-Detached	3	3	5	\$1,225K	\$1,325K
	63 Austin Ave	Semi-Detached	3	2	3	\$1,089K	\$1,100K
	69 Mcgee St	Townhouse	3	2	4	\$998K	\$1,280K
28 June, 2017	72 First Ave	Semi-Detached	3	4	4	\$1,499K	\$1,450K
	95 Hiltz Ave	Semi-Detached	3	2	6	\$800K	\$825K
	Ph815, 233 Carlaw Ave	Condo	1	1	6	\$529K	\$623K

Data

Month, Day, Year of Sold Date	Address1	Property Type	Bedrooms	Washrooms	Days on the Market	List Price	Sold Price
30 June, 2017	17 Marjory Ave	Semi-Detached	3	3	36	\$969K	\$928K
	302, 1003 Queen St E	Condo	1	1	9	\$429K	\$422K
	825, 1190 Dundas St E	Condo	1	1	11	\$439K	\$438K
	Th102, 1190 Dundas St E	Townhouse	3	3	11	\$875K	\$860K
1 July, 2017	40 Allen Ave	Townhouse	2	2	12	\$800K	\$785K
4 July, 2017	302, 1190 Dundas St E	Condo	2	2	34	\$600K	\$585K
	502, 630 Queen St E	Condo	1	1	13	\$549K	\$542K
5 July, 2017	5, 84 Munro St	Townhouse	2	2	16	\$649K	\$645K
	356 Logan Ave	Semi-Detached	3	2	14	\$1,100K	\$1,100K
6 July, 2017	15A Myrtle Ave	Detached	2	2	6	\$759K	\$752K
	33 Howie Ave	Townhouse	3	4	13	\$1,499K	\$1,449K
	194 De Grassi St	Townhouse	3	1	8	\$839K	\$830K
	423A Leslie St	Semi-Detached	3	3	28	\$1,000K	\$985K
10 July, 2017	729, 1190 Dundas St E	Condo	1	1	5	\$439K	\$437K
11 July, 2017	129, 201 Carlaw Ave	Condo	1	2	6	\$539K	\$640K
12 July, 2017	4, 44 Boston Ave	Townhouse	3	2	14	\$800K	\$775K
13 July, 2017	217 Pape Ave	Semi-Detached	3	1	8	\$1,250K	\$1,200K
14 July, 2017	103, 326 Carlaw Ave	Condo	1	1	10	\$659K	\$760K
	807, 1190 Dundas St E	Condo	1	1	2	\$550K	\$557K
15 July, 2017	96 Rushbrooke Ave	Semi-Detached	3	2	2	\$1,059K	\$1,180K
19 July, 2017	707, 1238 Dundas St E	Condo	1	1	14	\$475K	\$525K
20 July, 2017	225, 1190 Dundas St E	Condo	1	1	24	\$430K	\$423K
	240, 201 Carlaw Ave	Condo	2	2	1	\$649K	\$649K
22 July, 2017	5, 150 Broadview Ave	Townhouse	1	1	10	\$569K	\$565K
24 July, 2017	1026, 1190 Dundas St E	Condo	1	1	7	\$449K	\$455K
26 July, 2017	2, 84 Munro St	Townhouse	2	2	2	\$639K	\$639K
	278 Hastings Ave	Semi-Detached	2	1	8	\$599K	\$740K
	719, 90 Broadview Ave	Condo	1	1	1	\$475K	\$481K

Data

Month, Day, Year of Sold Date	Address1	Property Type	Bedrooms	Washrooms	Days on the Market	List Price	Sold Price
27 July, 2017	40 Carlaw Ave	Semi-Detached	3	1	19	\$850K	\$812K
	87 De Grassi St	Semi-Detached	3	2	0	\$1,000K	\$999K
	806, 1190 Dundas St E	Condo	2	2	33	\$720K	\$715K
28 July, 2017	109, 326 Carlaw Ave	Condo	3	2	3	\$1,399K	\$1,400K
29 July, 2017	102, 625 Queen St E	Condo	1	1	9	\$499K	\$500K
31 July, 2017	1589 Dundas St E	Semi-Detached	3	2	7	\$599K	\$700K
1 August, 2017	2 Paisley Ave	Semi-Detached	2	2	22	\$649K	\$635K
	76 Curzon St	Semi-Detached	2	1	5	\$675K	\$787K
	87 Rushbrooke Ave	Semi-Detached	4	2	6	\$900K	\$1,005K
2 August, 2017	12 Verral Ave	Townhouse	3	2	16	\$1,049K	\$980K
	192 Leslie St	Semi-Detached	3	2	5	\$699K	\$912K
4 August, 2017	122 Morse St	Townhouse	3	2	60	\$999K	\$925K
8 August, 2017	718, 90 Broadview Ave	Condo	2	1	7	\$569K	\$574K
9 August, 2017	909, 1201 Dundas St E	Condo	1	2	26	\$799K	\$755K
11 August, 2017	16, 150 Broadview Ave	Townhouse	1	1	15	\$420K	\$405K
	47 Thompson St	Detached	5	2	24	\$900K	\$970K
	80A Curzon St	Semi-Detached	2	1	24	\$808K	\$790K
	1183 Gerrard St E	Semi-Detached	3	2	7	\$990K	\$975K
14 August, 2017	23 1/2 Winnifred Ave	Semi-Detached	3	1	9	\$849K	\$982K
	46 Galt Ave	Semi-Detached	2	2	6	\$899K	\$865K
	145, 201 Carlaw Ave	Condo	1	1	10	\$490K	\$484K
	827, 90 Broadview Ave	Condo	2	2	7	\$1,095K	\$1,165K
16 August, 2017	Th3, 16 Filmic Lane	Townhouse	3	3	48	\$1,175K	\$1,090K
17 August, 2017	513, 1238 Dundas St E	Condo	2	2	7	\$625K	\$625K
18 August, 2017	104 Leslie St	Other	2	3	8	\$799K	\$1,010K
	1204, 1190 Dundas St E	Condo	1	1	21	\$372K	\$372K
22 August, 2017	120, 326 Carlaw Ave	Condo	1	1	7	\$659K	\$710K
24 August, 2017	46, 140 Broadview Ave	Townhouse	1	1	9	\$389K	\$365K

Data

Month, Day, Year of Sold Date	Address1	Property Type	Bedrooms	Washrooms	Days on the Market	List Price	Sold Price
28 August, 2017	12 Blong Ave	Townhouse	3	2	19	\$999K	\$970K
	31 Florence Wyle Lane	Townhouse	2	2	3	\$590K	\$605K
29 August, 2017	68 Marjory Ave	Semi-Detached	6	3	3	\$739K	\$850K
30 August, 2017	202, 630 Queen St E	Condo	2	1	27	\$549K	\$530K
31 August, 2017	106 Curzon St	Semi-Detached	4	4	2	\$1,295K	\$1,290K
1 September, 2017	42 Alton Ave	Detached	2	2	14	\$1,198K	\$1,130K
	730, 1190 Dundas St E	Condo	2	2	30	\$580K	\$565K
2 September, 2017	101B, 245 Carlaw Ave	Condo	1	1	38	\$865K	\$830K
7 September, 2017	144 Curzon St	Semi-Detached	4	2	2	\$1,380K	\$1,330K
	203, 1190 Dundas St E	Condo	2	2	42	\$550K	\$535K
	713 Gerrard St E	Other	6	4	20	\$1,080K	\$1,080K
8 September, 2017	67 Winnifred Ave	Semi-Detached	2	1	2	\$869K	\$856K
	203 Logan Ave	Townhouse	3	1	1	\$770K	\$828K
11 September, 2017	Ph712, 88 Colgate Ave	Condo	1	1	6	\$405K	\$420K
12 September, 2017	57, 140 Broadview Ave	Townhouse	2	3	8	\$849K	\$925K
13 September, 2017	55 Mcgee St	Semi-Detached	3	1	2	\$899K	\$850K
14 September, 2017	3 Blong Ave	Semi-Detached	3	2	3	\$775K	\$775K
15 September, 2017	56 Grant St	Detached	3	4	10	\$1,000K	\$1,150K
	1038 Dundas St E	Semi-Detached	3	2	9	\$950K	\$935K
17 September, 2017	301, 625 Queen St E	Condo	1	2	4	\$520K	\$555K
	324, 88 Colgate Ave	Condo	1	1	5	\$760K	\$770K
18 September, 2017	13 Empire Ave	Semi-Detached	3	1	7	\$1,100K	\$1,060K
	29 Colgate Ave	Semi-Detached	3	2	7	\$900K	\$1,050K
	135 Hastings Ave	Semi-Detached	2	2	6	\$949K	\$1,145K
	337 Bain Ave	Semi-Detached	3	4	6	\$799K	\$1,000K
	1016, 1190 Dundas St E	Condo	1	1	7	\$525K	\$528K
19 September, 2017	44 Endean Ave	Detached	2	2	11	\$850K	\$900K
	77 Coady Ave	Semi-Detached	3	2	6	\$989K	\$1,217K

Data

Month, Day, Year of Sold Date	Address1	Property Type	Bedrooms	Washrooms	Days on the Market	List Price	Sold Price
19 September, 2017	112, 201 Carlaw Ave	Condo	1	2	4	\$580K	\$577K
	512, 233 Carlaw Ave	Condo	2	2	8	\$800K	\$845K
20 September, 2017	78 Prust Ave	Detached	3	2	6	\$900K	\$1,200K
	410, 625 Queen St E	Condo	1	2	8	\$589K	\$565K
	507, 68 Broadview Ave	Condo	1	1	2	\$699K	\$700K
	1442 Dundas St E	Detached	3	4	12	\$888K	\$960K
21 September, 2017	608, 319 Carlaw Ave	Condo	2	2	14	\$799K	\$787K
22 September, 2017	30, 1209 Queen St	Townhouse	3	2	11	\$525K	\$520K
	87 Berkshire Ave	Semi-Detached	2	2	3	\$899K	\$1,035K
	201, 201 Carlaw Ave	Condo	1	1	4	\$499K	\$475K
23 September, 2017	301, 53 Colgate Ave	Condo	2	2	11	\$725K	\$720K
25 September, 2017	82 Logan Ave	Townhouse	3	3	13	\$1,350K	\$1,325K
	227 Victor Ave	Semi-Detached	4	5	6	\$1,499K	\$1,600K
	Th1, 46 Boston Ave	Townhouse	2	2	14	\$799K	\$790K
26 September, 2017	58 Rushbrooke Ave	Semi-Detached	2	2	7	\$799K	\$937K
	62 Brooklyn Ave	Semi-Detached	3	4	11	\$1,700K	\$1,650K
	167 Carlaw Ave	Semi-Detached	3	4	2	\$899K	\$1,025K
	314, 90 Broadview Ave	Condo	1	1	0	\$400K	\$410K
27 September, 2017	21, 150 Broadview Ave	Townhouse	2	2	7	\$850K	\$853K
	297 Logan Ave	Semi-Detached	3	2	0	\$1,100K	\$1,045K
28 September, 2017	11 Sandford Ave	Semi-Detached	4	2	2	\$999K	\$1,200K
	160 Jones Ave	Townhouse	3	3	8	\$689K	\$683K
	183 Munro St	Townhouse	2	1	8	\$679K	\$695K
29 September, 2017	1 Marigold Ave	Semi-Detached	3	3	16	\$989K	\$989K
	407, 319 Carlaw Ave	Condo	1	1	13	\$399K	\$399K
1 October, 2017	733, 90 Broadview Ave	Condo	1	2	18	\$700K	\$685K
2 October, 2017	30 Caroline Ave	Semi-Detached	3	3	5	\$879K	\$1,203K
3 October, 2017	95 Berkshire Ave	Townhouse	2	1	14	\$869K	\$861K

Data

Month, Day, Year of Sold Date	Address1	Property Type	Bedrooms	Washrooms	Days on the Market	List Price	Sold Price
3 October, 2017	229 Logan Ave	Townhouse	3	2	6	\$798K	\$980K
	610, 233 Carlaw Ave	Condo	1	1	27	\$625K	\$615K
	703, 1190 Dundas St E	Condo	2	2	9	\$599K	\$636K
	707, 201 Carlaw Ave	Condo	2	2	5	\$750K	\$800K
4 October, 2017	27 Hiltz Ave	Semi-Detached	3	1	6	\$949K	\$1,125K
	64 Ivy Ave	Semi-Detached	3	2	8	\$649K	\$812K
5 October, 2017	56 Boulton Ave	Townhouse	3	4	15	\$1,549K	\$1,525K
	99 Larchmount Ave	Semi-Detached	3	2	8	\$775K	\$799K
	224, 88 Colgate Ave	Condo	2	2	1	\$775K	\$768K
	712, 319 Carlaw Ave	Condo	1	1	3	\$450K	\$500K
6 October, 2017	275 Pape Ave	Detached	2	3	8	\$1,250K	\$1,220K
7 October, 2017	6, 150 Broadview Ave	Townhouse	1	1	3	\$690K	\$685K
	530, 90 Broadview Ave	Condo	1	2	11	\$739K	\$730K
	706, 630 Queen St E	Condo	2	1	4	\$610K	\$608K
8 October, 2017	14 Winnifred Ave	Detached	3	2	6	\$949K	\$860K
	33 Natalie Pl	Townhouse	3	3	26	\$1,100K	\$1,080K
10 October, 2017	714, 90 Broadview Ave	Condo	1	1	7	\$430K	\$435K
11 October, 2017	122, 326 Carlaw Ave	Condo	1	2	70	\$1,649K	\$1,575K
	313, 88 Colgate Ave	Condo	2	2	8	\$788K	\$840K
13 October, 2017	29 Austin Ave	Townhouse	2	2	2	\$748K	\$890K
	85 Boston Ave	Detached	3	3	3	\$1,299K	\$1,600K
14 October, 2017	81 First Ave	Detached	3	2	4	\$1,350K	\$1,338K
16 October, 2017	55 Galt Ave	Semi-Detached	3	3	6	\$999K	\$1,260K
	206, 1190 Dundas St E	Condo	1	1	6	\$560K	\$544K
17 October, 2017	71 Badgerow Ave	Townhouse	3	1	8	\$750K	\$851K
	111 Bertmount Ave	Semi-Detached	5	2	5	\$789K	\$818K
	208, 90 Broadview Ave	Condo	1	1	6	\$450K	\$510K
	247, 201 Carlaw Ave	Condo	2	2	13	\$740K	\$740K

Data

Month, Day, Year of Sold Date	Address1	Property Type	Bedrooms	Washrooms	Days on the Market	List Price	Sold Price
17 October, 2017	708, 201 Carlaw Ave N	Condo	2	2	4	\$769K	\$760K
18 October, 2017	1, 72 Munro St	Townhouse	2	1	6	\$449K	\$523K
	60 First Ave	Townhouse	4	4	7	\$1,000K	\$1,165K
	117 Logan Ave	Townhouse	3	3	7	\$899K	\$1,085K
	190 Leslie St	Detached	3	3	30	\$1,399K	\$1,350K
	236, 201 Carlaw Ave	Condo	2	2	9	\$800K	\$849K
	702, 630 Queen St E	Condo	1	1	7	\$540K	\$540K
19 October, 2017	135 Pape Ave	Townhouse	3	2	2	\$1,300K	\$1,300K
20 October, 2017	625, 1190 Dundas St E	Condo	1	1	7	\$425K	\$414K
23 October, 2017	989 Gerrard St E	Semi-Detached	6	3	73	\$1,000K	\$870K
24 October, 2017	42 Lewis St	Semi-Detached	2	2	7	\$1,029K	\$1,116K
	65 Caroline Ave	Semi-Detached	3	2	6	\$895K	\$999K
	94 Curzon St	Semi-Detached	3	2	0	\$899K	\$899K
	402, 319 Carlaw Ave	Condo	1	1	6	\$465K	\$552K
25 October, 2017	13 Rushbrooke Ave	Semi-Detached	3	3	6	\$899K	\$1,076K
	313, 630 Queen St E	Condo	2	1	2	\$579K	\$563K
	606, 319 Carlaw Ave	Condo	1	1	14	\$429K	\$423K
	Ph07, 88 Colgate Ave	Condo	1	1	7	\$529K	\$616K
28 October, 2017	135 Galt Ave	Detached	3	4	4	\$1,299K	\$1,450K
	404, 233 Carlaw Ave	Condo	1	1	1	\$679K	\$679K
30 October, 2017	21 Caroline Ave	Semi-Detached	3	2	7	\$879K	\$1,085K
	234 Boulton Ave	Townhouse	3	2	11	\$900K	\$995K
1 November, 2017	155 Heward Ave	Semi-Detached	3	1	8	\$900K	\$1,050K
2 November, 2017	118, 68 Broadview Ave	Condo	2	2	8	\$1,000K	\$965K
	501, 1201 Dundas St E	Condo	1	1	10	\$540K	\$569K
3 November, 2017	119 De Grassi St	Semi-Detached	2	2	11	\$899K	\$880K
5 November, 2017	57 Curzon St	Semi-Detached	4	3	10	\$1,150K	\$1,090K
6 November, 2017	4, 72 Munro St	Townhouse	2	2	39	\$649K	\$630K

Data

Month, Day, Year of Sold Date	Address1	Property Type	Bedrooms	Washrooms	Days on the Market	List Price	Sold Price
7 November, 2017	231, 88 Colgate Ave	Condo	1	1	13	\$400K	\$422K
	406, 1201 Dundas St E	Condo	1	1	6	\$425K	\$440K
	510, 319 Carlaw Ave	Condo	2	2	11	\$830K	\$816K
9 November, 2017	120, 88 Colgate Ave	Condo	2	2	2	\$700K	\$785K
	511, 233 Carlaw Ave	Condo	1	1	3	\$529K	\$550K
	606, 233 Carlaw Ave	Condo	1	1	16	\$420K	\$414K
10 November, 2017	15 Harriet St	Detached	2	1	2	\$699K	\$675K
11 November, 2017	157 Leslie St	Semi-Detached	4	2	16	\$1,129K	\$1,100K
12 November, 2017	101, 50 Curzon St	Townhouse	3	3	16	\$1,228K	\$1,185K
	208, 50 Curzon St	Townhouse	3	3	16	\$1,057K	\$1,030K
13 November, 2017	24 Sproat Ave	Semi-Detached	3	2	6	\$800K	\$905K
	32 Natalie Pl	Semi-Detached	3	3	4	\$1,190K	\$1,170K
	52 West Ave	Semi-Detached	2	2	5	\$899K	\$1,060K
	1248 Dundas St E	Townhouse	3	3	5	\$1,249K	\$1,200K
14 November, 2017	12 De Grassi St	Townhouse	3	2	15	\$990K	\$978K
	202, 1003 Queen St E	Condo	2	2	29	\$800K	\$790K
	230 Logan Ave	Semi-Detached	3	3	5	\$850K	\$1,039K
	310, 50 Curzon St	Townhouse	3	3	27	\$1,145K	\$1,115K
15 November, 2017	216 First Ave	Townhouse	3	2	8	\$900K	\$940K
	233, 326 Carlaw Ave	Condo	1	1	6	\$669K	\$710K
	801, 1238 Dundas St E	Condo	1	1	14	\$530K	\$575K
16 November, 2017	513, 319 Carlaw Ave	Condo	1	1	2	\$429K	\$494K
17 November, 2017	405, 319 Carlaw Ave	Condo	1	1	3	\$429K	\$427K
	705, 1201 Dundas St E	Condo	1	1	46	\$440K	\$432K
18 November, 2017	102, 88 Colgate Ave	Condo	1	1	4	\$540K	\$535K
19 November, 2017	219, 68 Broadview Ave	Condo	1	1	33	\$710K	\$690K
	1009, 319 Carlaw Ave	Condo	1	1	13	\$500K	\$501K
20 November, 2017	32 West Ave	Townhouse	3	2	6	\$899K	\$1,030K

Data

Month, Day, Year of Sold Date	Address1	Property Type	Bedrooms	Washrooms	Days on the Market	List Price	Sold Price
20 November, 2017	713, 1238 Dundas St E	Condo	2	1	2	\$555K	\$600K
21 November, 2017	61 Lewis St	Townhouse	2	2	8	\$799K	\$875K
	270 Boston Ave	Semi-Detached	2	2	8	\$779K	\$999K
22 November, 2017	200 Degrassi St	Townhouse	3	2	7	\$1,089K	\$1,150K
	820, 90 Broadview Ave	Condo	1	1	1	\$450K	\$470K
23 November, 2017	30 West Ave	Semi-Detached	3	1	10	\$699K	\$775K
	409, 625 Queen St E	Condo	1	2	9	\$699K	\$688K
	723, 1190 Dundas St E	Condo	2	1	6	\$625K	\$610K
24 November, 2017	317, 50 Curzon St	Townhouse	3	3	28	\$1,145K	\$1,110K
	616, 90 Broadview Ave	Condo	1	1	7	\$440K	\$434K
25 November, 2017	117, 50 Curzon St	Townhouse	3	3	29	\$1,050K	\$1,000K
28 November, 2017	603, 201 Carlaw Ave	Condo	2	1	14	\$649K	\$640K
3 December, 2017	40 Natalie Pl	Semi-Detached	2	4	52	\$1,239K	\$1,212K
4 December, 2017	19 Caroline Ave	Semi-Detached	3	2	6	\$899K	\$1,136K
	264 Logan Ave	Semi-Detached	4	5	7	\$1,249K	\$1,306K
5 December, 2017	237, 1173 Dundas St E	Condo	1	1	8	\$800K	\$820K
6 December, 2017	93 Larchmount Ave	Semi-Detached	3	2	9	\$849K	\$950K
	433, 88 Colgate Ave	Condo	1	1	30	\$400K	\$395K
7 December, 2017	116 Bertmount Ave	Semi-Detached	4	3	20	\$1,300K	\$1,218K
8 December, 2017	20 Curzon St	Semi-Detached	5	3	30	\$899K	\$850K
	90 Greenwood Ave	Semi-Detached	3	3	3	\$1,000K	\$1,300K
	117, 326 Carlaw Ave	Condo	1	2	10	\$799K	\$815K
	1109 Queen St E	Other	4	5	10	\$1,288K	\$1,400K
9 December, 2017	32 Sandford Ave	Semi-Detached	4	3	3	\$998K	\$1,290K
13 December, 2017	214, 1190 Dundas St E	Condo	1	1	20	\$489K	\$475K
	498 Eastern Ave	Other		0	36	\$1,000K	\$1,000K
15 December, 2017	418, 90 Broadview Ave	Condo	1	1	2	\$429K	\$442K
16 December, 2017	434, 88 Colgate Ave	Condo	1	1	10	\$400K	\$400K

Data

Month, Day, Year of Sold Date	Address1	Property Type	Bedrooms	Washrooms	Days on the Market	List Price	Sold Price
17 December, 2017	823, 90 Broadview Ave	Condo	1	1	19	\$500K	\$493K
18 December, 2017	3 Winnifred Ave	Semi-Detached	2	1	0	\$699K	\$725K
	610, 1238 Dundas St E	Condo	2	1	5	\$589K	\$620K
19 December, 2017	17 Marigold Ave	Semi-Detached	3	2	7	\$699K	\$757K
	Ph 722, 88 Colgate Ave	Condo	2	2	7	\$790K	\$902K
20 December, 2017	47 Alton Ave	Semi-Detached	4	3	6	\$900K	\$1,058K
	512, 245 Carlaw Ave	Condo	1	1	8	\$700K	\$715K
22 December, 2017	90 De Grassi St	Semi-Detached	3	1	29	\$999K	\$955K
27 December, 2017	1009, 1190 Dundas St E	Condo	1	1	15	\$515K	\$522K
29 December, 2017	163 Galt Ave	Detached	3	2	29	\$799K	\$779K
3 January, 2018	1024, 1190 Dundas St	Condo	1	1	0	\$439K	\$439K
5 January, 2018	124, 326 Carlaw Ave	Condo	2	2	28	\$1,279K	\$1,274K
	316, 68 Broadview Ave	Condo	1	1	16	\$950K	\$1,055K
6 January, 2018	66 West Ave	Detached	5	3	114	\$1,390K	\$1,280K
11 January, 2018	163, 275 Broadview Ave	Townhouse	3	2	38	\$628K	\$610K
13 January, 2018	7 Mallon Ave	Semi-Detached	3	2	3	\$1,330K	\$1,315K
14 January, 2018	88 Colgate Ave	Condo	1	1	4	\$559K	\$555K
16 January, 2018	303, 319 Carlaw Ave	Condo	1	1	1	\$490K	\$551K
	Th2, 65 Colgate Ave	Townhouse	2	2	11	\$800K	\$867K
18 January, 2018	Parking, 319 Carlaw Ave	Other		0	13	\$40K	\$40K
19 January, 2018	481 Pape Ave	Semi-Detached	4	3	2	\$779K	\$855K
20 January, 2018	541 Eastern Ave	Detached	4	3	105	\$979K	\$894K
22 January, 2018	911, 1190 Dundas St E	Condo	1	1	12	\$559K	\$555K
23 January, 2018	32 Hiltz Ave	Semi-Detached	2	2	7	\$899K	\$925K
	44 Sandford Ave	Detached	4	3	5	\$999K	\$1,325K
2 February, 2018	3, 817 Dundas St E	Townhouse	2	2	1	\$650K	\$650K
5 February, 2018	431, 88 Colgate Ave	Condo	1	1	0	\$465K	\$465K
13 February, 2018	25 Mcgee St	Townhouse	3	1	8	\$900K	\$1,045K

Data

Month, Day, Year of Sold Date	Address1	Property Type	Bedrooms	Washrooms	Days on the Market	List Price	Sold Price
13 February, 2018	36 Ivy Ave	Detached	2	1	85	\$800K	\$790K
14 February, 2018	246 Jones Ave	Detached	5	4	60	\$949K	\$938K
16 February, 2018	158 Pape Ave	Townhouse	3	2	25	\$780K	\$847K
	244 Boulton Ave	Semi-Detached	7	3	8	\$899K	\$889K
	#111, 275 Broadview Ave	Townhouse	3	2	13	\$666K	\$650K
21 February, 2018	53 Howie Ave	Townhouse	3	4	15	\$1,529K	\$1,475K
	144 Jones Ave	Townhouse	2	1	21	\$789K	\$795K
22 February, 2018	23 Jones Ave	Semi-Detached	5	3	2	\$1,050K	\$1,028K
	92 Coady Ave	Detached	4	2	7	\$1,195K	\$1,215K
23 February, 2018	1111, 1190 Dundas St E	Condo	1	1	1	\$400K	\$433K
	Ph 727, 88 Colgate Ave	Condo	1	1	1	\$585K	\$611K
24 February, 2018	230 Pape Ave	Detached	5	4	1	\$1,880K	\$1,900K
26 February, 2018	105A Pape Ave	Semi-Detached	3	2	7	\$879K	\$963K
27 February, 2018	42 Myrtle Ave	Other	3	4	6	\$1,086K	\$1,282K
	86 Logan Ave	Townhouse	3	3	7	\$1,195K	\$1,285K
	212, 625 Queen St E	Condo	1	1	5	\$550K	\$571K
	216B Hamilton St	Townhouse	3	4	6	\$1,199K	\$1,300K
	410, 1190 Dundas St E	Condo	1	1	7	\$575K	\$588K
	902, 319 Carlaw Ave	Condo	2	2	1	\$880K	\$1,028K
1 March, 2018	11 Empire Ave	Semi-Detached	3	2	9	\$1,198K	\$1,130K
2 March, 2018	110 Jones Ave	Semi-Detached	3	3	3	\$749K	\$889K
3 March, 2018	804, 1238 Dundas St E	Condo	1	1	5	\$469K	\$510K
4 March, 2018	183, 275 Broadview Ave	Townhouse	3	2	38	\$659K	\$648K
	403, 201 Carlaw Ave	Condo	2	1	10	\$629K	\$608K
5 March, 2018	149, 1159 Dundas St E	Condo	2	2	13	\$1,199K	\$1,199K
7 March, 2018	47 Lewis St	Semi-Detached	2	2	6	\$899K	\$1,170K
	53 Myrtle Ave	Semi-Detached	2	2	6	\$700K	\$854K
	107 Caroline Ave	Semi-Detached	2	2	6	\$849K	\$860K

Data

Month, Day, Year of Sold Date	Address1	Property Type	Bedrooms	Washrooms	Days on the Market	List Price	Sold Price
10 March, 2018	45 Morse St	Semi-Detached	3	3	17	\$1,250K	\$1,200K
	609, 1238 Dundas St E	Condo	1	1	2	\$600K	\$610K
11 March, 2018	9 Florence Wyle Lane	Townhouse	2	2	11	\$640K	\$639K
12 March, 2018	131, 201 Carlaw Ave	Condo	1	2	5	\$579K	\$660K
13 March, 2018	17 Badgerow Ave	Semi-Detached	3	3	5	\$1,250K	\$1,355K
	817, 201 Carlaw Ave	Condo	1	2	6	\$829K	\$1,061K
	Ph09, 88 Colgate Ave	Condo	1	1	3	\$465K	\$464K
14 March, 2018	434 Leslie St	Detached	2	2	6	\$799K	\$928K
15 March, 2018	46 Hastings Ave	Semi-Detached	3	2	23	\$1,200K	\$1,150K
16 March, 2018	202 Jones Ave	Semi-Detached	3	2	127	\$860K	\$850K
21 March, 2018	4, 50 Boston Ave	Townhouse	3	2	1	\$800K	\$881K
	212, 88 Colgate Ave	Condo	1	1	2	\$449K	\$449K
23 March, 2018	12A Brooklyn Ave	Semi-Detached	3	3	20	\$1,449K	\$1,449K
	74 Bertmount Ave	Semi-Detached	3	2	4	\$1,199K	\$1,350K
	96 Hiltz Ave	Semi-Detached	2	2	3	\$729K	\$942K
	173 First Ave	Detached	3	3	43	\$980K	\$890K
25 March, 2018	622, 233 Carlaw Ave	Condo	1	1	4	\$549K	\$658K
26 March, 2018	33 Lewis St	Semi-Detached	2	2	7	\$900K	\$1,110K
	535, 90 Broadview Ave	Condo	1	2	5	\$725K	\$760K
27 March, 2018	60 Badgerow Ave	Detached	4	2	5	\$1,499K	\$1,650K
28 March, 2018	234, 201 Carlaw Ave	Condo	1	1	8	\$390K	\$463K
29 March, 2018	98N Curzon St	Townhouse	3	3	2	\$1,400K	\$1,430K
	285 Logan Ave	Semi-Detached	4	2	8	\$1,299K	\$1,450K
	630, 90 Broadview Ave	Condo	1	2	8	\$700K	\$777K
	633, 88 Colgate Ave	Condo	1	1	7	\$449K	\$465K