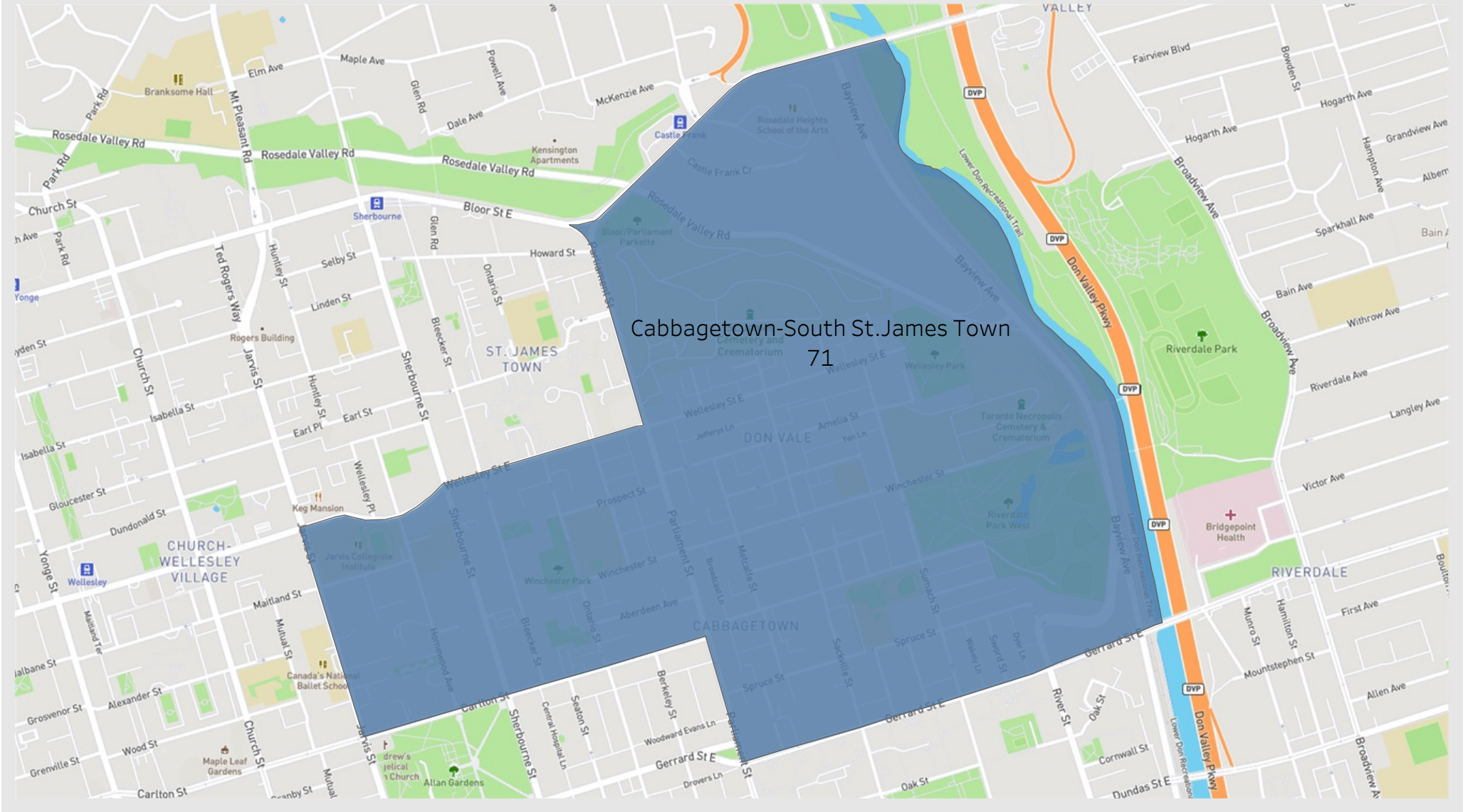
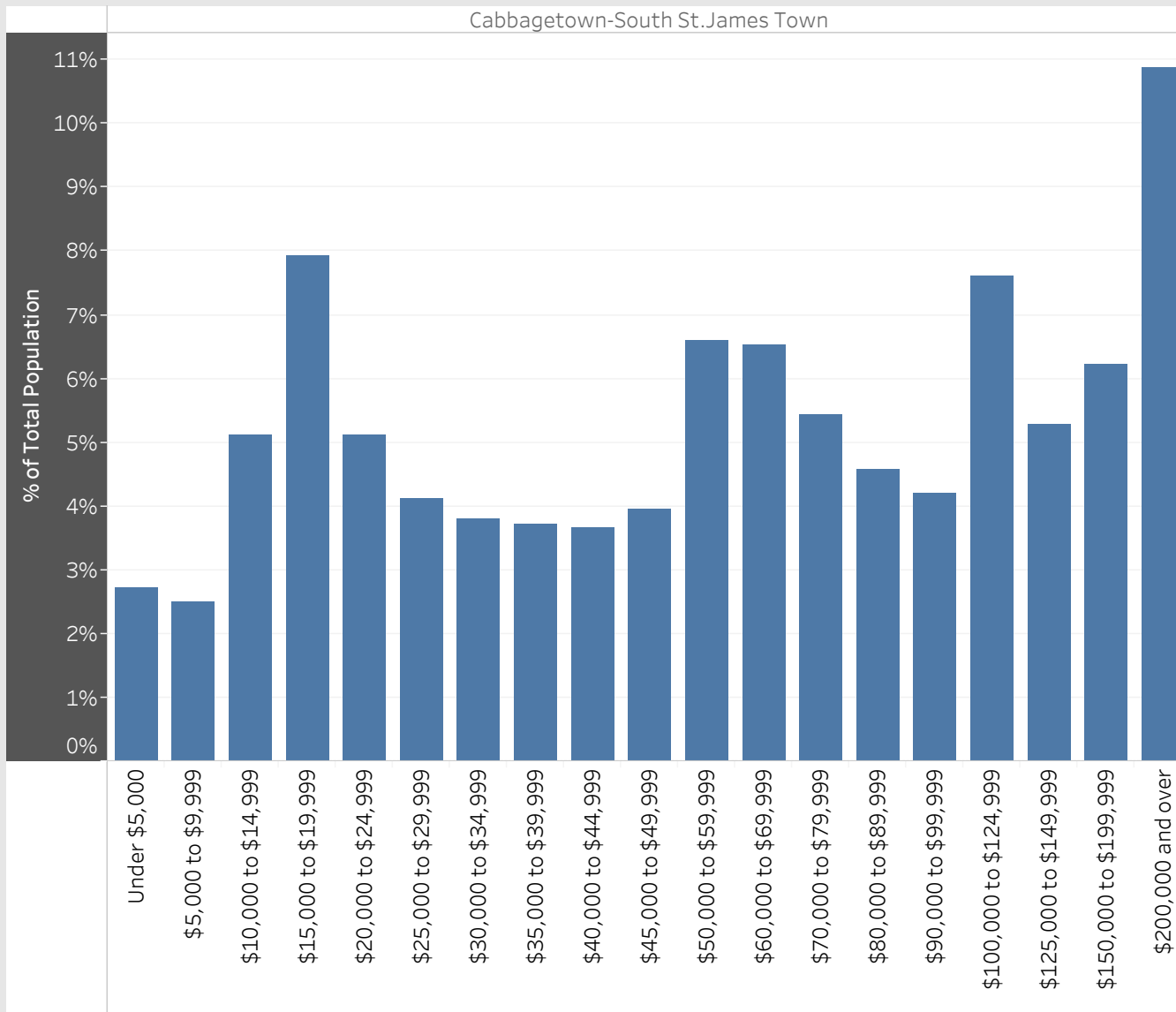


Cabbagetown-South St. James Town  
Neighbourhood Breakdown  
July 1st, 2015 - March 31st, 2018

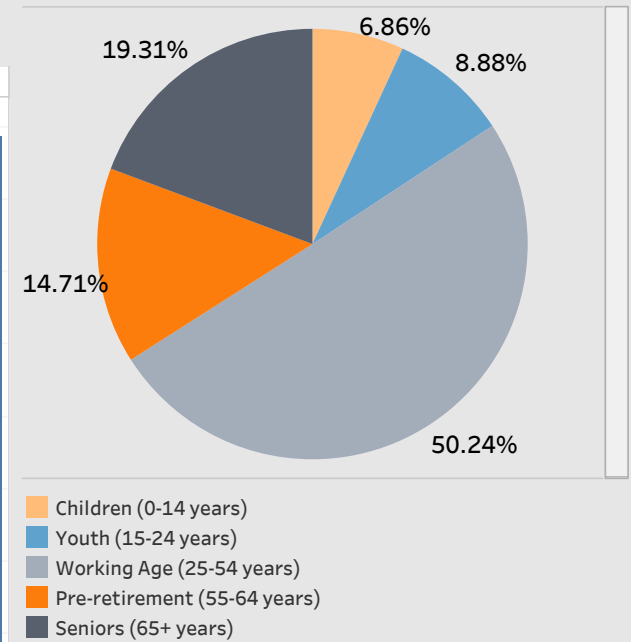


# 2016 StatsCan Data

## Household Income in Cabbagetown-South St.James Town



### Age

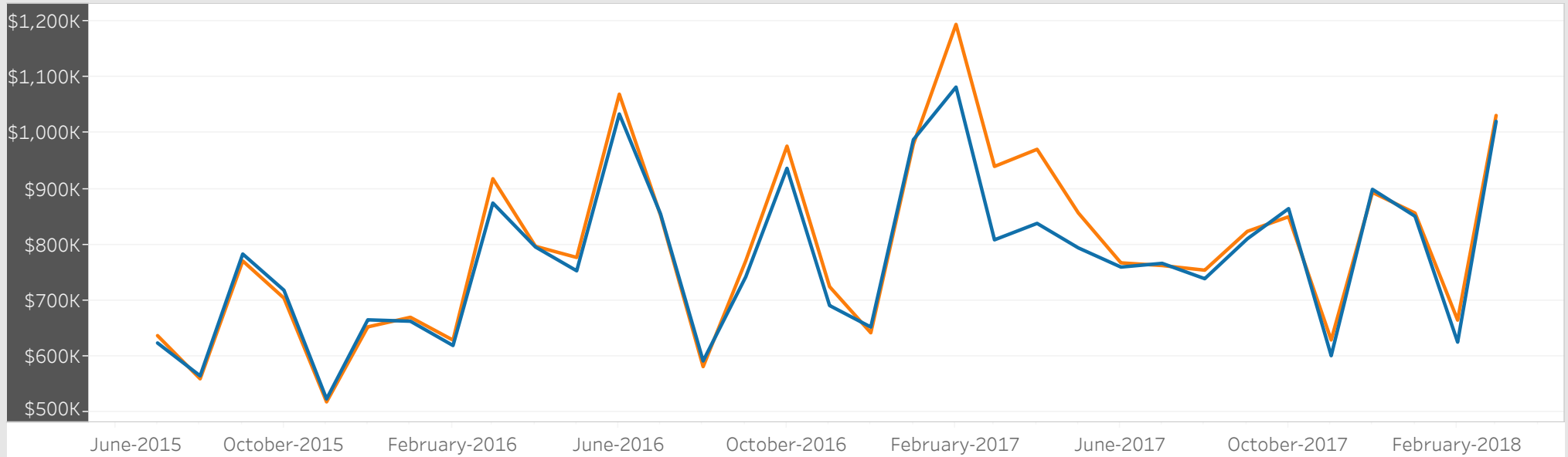


### Visible Minorities

Not a visible minority	71.24%
Chinese	6.56%
South Asian	4.79%
Black	4.65%
Filipino	4.42%
Latin American	2.37%
Multiple visible minorities	1.28%
Southeast Asian	1.14%
Arab	1.00%
Visible minority; n.i.e.	0.91%
Korean	0.87%
West Asian	0.46%
Japanese	0.32%

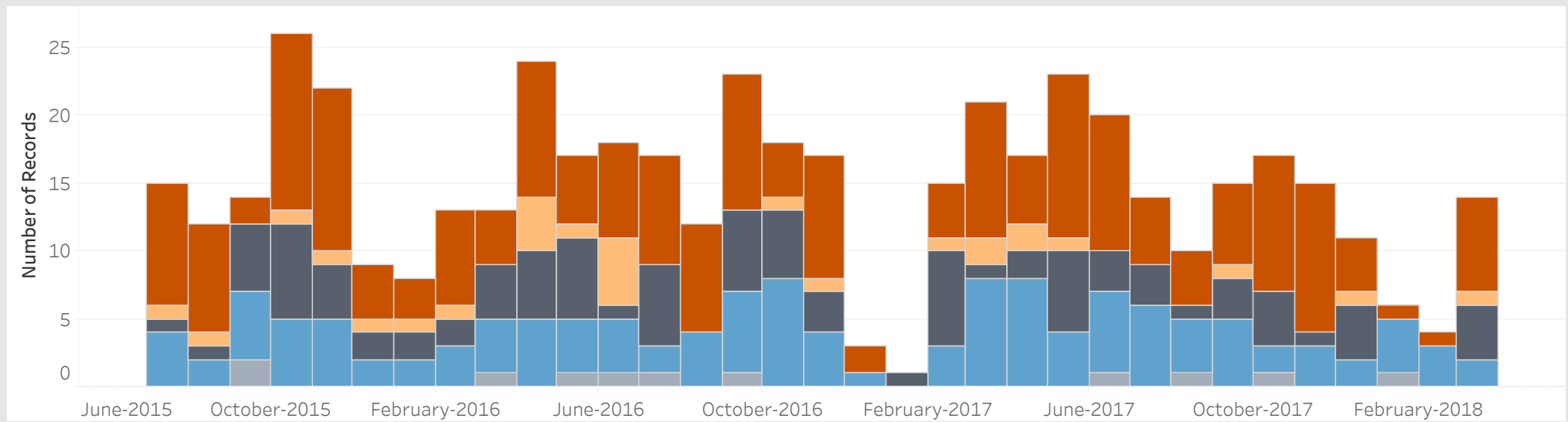
Average Sold Price vs. Average Ask Price in Cabbagetown-South St.James Town

■ Avg. List Price    ■ Avg. Sold Price



Properties Sold in Cabbagetown-South St.James Town by Month

■ Condo    ■ Detached    ■ Semi-Detached    ■ Townhouse    ■ Other



## Data

Month, Day, Year of Sold Date	Address1	Property Type	Bedrooms	Washrooms	Days on the Market	List Price	Sold Price
7 July, 2015	35 Amelia St, Toronto	Semi-Detached	3	3	2	\$1,390K	\$1,450K
	308 Wellesley St, Toronto	Detached	4	5	20	\$2,099K	\$2,050K
	411, 60 Homewood Ave, Toronto	Condo	1	1	55	\$319K	\$309K
8 July, 2015	373, 415 Jarvis St, Toronto	Townhouse	2	1	3	\$460K	\$455K
9 July, 2015	207, 15 Maitland Pl, Toronto	Condo	2	1	21	\$370K	\$378K
10 July, 2015	2305, 40 Homewood Ave, Toronto	Condo	1	1	7	\$235K	\$227K
13 July, 2015	605, 40 Homewood Ave, Toronto	Condo	1	1	21	\$209K	\$202K
	#1910, 15 Maitland Pl, Toronto	Condo	2	1	3	\$375K	\$370K
16 July, 2015	214, 415 Jarvis St, Toronto	Townhouse	2	1	24	\$379K	\$369K
	402 Wellesley St, Toronto	Townhouse	4	2	10	\$799K	\$1,060K
17 July, 2015	124, 60 Homewood Ave, Toronto	Condo	1	1	72	\$330K	\$325K
	1205, 15 Maitland Pl, Toronto	Condo	2	1	44	\$359K	\$350K
21 July, 2015	503, 225 Wellesley St, Toronto	Condo	2	2	41	\$369K	\$367K
24 July, 2015	15 Laurier Ave, Toronto	Townhouse	3	3	1	\$1,299K	\$1,280K
29 July, 2015	612, 77 Maitland Pl, Toronto	Condo	2	1	60	\$370K	\$368K
1 August, 2015	1010, 225 Wellesley St, Toronto	Condo	2	2	59	\$330K	\$318K
5 August, 2015	361, 415 Jarvis St, Toronto	Townhouse	2	2	8	\$440K	\$439K
7 August, 2015	706, 40 Homewood Ave, Toronto	Condo	1	1	17	\$250K	\$255K
11 August, 2015	424, 60 Homewood Ave, Toronto	Condo	1	1	7	\$380K	\$381K
15 August, 2015	441 Ontario St, Toronto	Detached	2	2	48	\$1,300K	\$1,270K
17 August, 2015	405, 60 Homewood Ave, Toronto	Condo	1	1	61	\$290K	\$260K
18 August, 2015	303, 298 Jarvis St, Toronto	Condo	2	2	7	\$539K	\$541K
24 August, 2015	3905, 120 Homewood Ave, Toronto	Condo	1	2	31	\$675K	\$665K
25 August, 2015	337, 415 Jarvis St, Toronto	Townhouse	2	2	36	\$445K	\$440K
26 August, 2015	1506, 15 Maitland Pl, Toronto	Condo	2	1	6	\$350K	\$370K
27 August, 2015	604, 225 Wellesley St, Toronto	Condo	2	1	17	\$290K	\$285K
31 August, 2015	66 Winchester St, Toronto	Semi-Detached	3	4	8	\$1,495K	\$1,495K
10 September, 2015	L107, 150 Homewood Ave, Toronto	Townhouse	1	2	3	\$639K	\$625K

## Data

Month, Day, Year of Sold Date	Address1	Property Type	Bedrooms	Washrooms	Days on the Market	List Price	Sold Price
12 September, 2015	222, 171 Bleecker St, Toronto	Townhouse	2	1	11	\$300K	\$291K
14 September, 2015	424 Sackville St, Toronto	Semi-Detached	3	3	6	\$1,389K	\$1,415K
16 September, 2015	298B Sackville St, Toronto	Semi-Detached	2	2	3	\$729K	\$729K
17 September, 2015	18 Sword St, Toronto	Semi-Detached	3	4	3	\$1,259K	\$1,249K
	1615, 40 Homewood Ave, Toronto	Condo	1	1	10	\$338K	\$337K
19 September, 2015	133, 415 Jarvis St, Toronto	Townhouse	2	1	3	\$375K	\$406K
20 September, 2015	92 Bleecker St, Toronto	Townhouse	3	2	7	\$799K	\$852K
22 September, 2015	Th107, 415 Jarvis St, Toronto	Townhouse	2	1	6	\$350K	\$350K
23 September, 2015	127 Winchester St, Toronto	Other	4	4	3	\$1,395K	\$1,395K
	129 Winchester St, Toronto	Other	4	4	3	\$1,295K	\$1,055K
27 September, 2015	411, 510 King St, Toronto	Condo	1	2	4	\$550K	\$531K
28 September, 2015	10 Sackville Pl, Toronto	Semi-Detached	2	1	9	\$699K	\$699K
29 September, 2015	44 Gifford St, Toronto	Semi-Detached	3	2	6	\$850K	\$860K
3 October, 2015	35A Spruce St, Toronto	Semi-Detached	3	3	13	\$939K	\$894K
4 October, 2015	2 Sackville Pl, Toronto	Semi-Detached	2	2	20	\$729K	\$718K
6 October, 2015	409, 60 Homewood Ave, Toronto	Condo	1	1	7	\$375K	\$365K
7 October, 2015	6 Wellesley Pl, Toronto	Townhouse	2	2	16	\$659K	\$625K
	216, 77 Maitland Pl, Toronto	Condo	2	1	7	\$375K	\$396K
8 October, 2015	406, 40 Homewood Ave, Toronto	Condo	1	1	22	\$300K	\$280K
	Th 3, 38 Earl St, Toronto	Semi-Detached	2	3	31	\$995K	\$970K
11 October, 2015	1806, 120 Homewood Ave, Toronto	Condo	1	1	44	\$340K	\$330K
13 October, 2015	147 Spruce St, Toronto	Semi-Detached	2	2	13	\$799K	\$869K
14 October, 2015	370, 415 Jarvis St, Toronto	Townhouse	2	1	17	\$455K	\$443K
	1507, 15 Maitland Pl, Toronto	Condo	2	1	28	\$445K	\$430K
15 October, 2015	22 Salisbury Ave, Toronto	Semi-Detached	3	4	22	\$1,445K	\$1,400K
16 October, 2015	1409, 77 Maitland Pl, Toronto	Condo	2	2	16	\$440K	\$440K
18 October, 2015	203 Seaton St, Toronto	Semi-Detached	5	2	20	\$1,099K	\$1,050K
	375 Wellesley St, Toronto	Townhouse	3	4	61	\$1,249K	\$1,190K

## Data

Month, Day, Year of Sold Date	Address1	Property Type	Bedrooms	Washrooms	Days on the Market	List Price	Sold Price
18 October, 2015	1217, 40 Homewood Ave, Toronto	Condo	1	1	12	\$329K	\$323K
20 October, 2015	52 Rose Ave, Toronto	Detached	5	3	34	\$1,499K	\$1,415K
21 October, 2015	2501, 40 Homewood Ave, Toronto	Condo	1	1	7	\$359K	\$401K
22 October, 2015	510, 225 Wellesley St, Toronto	Condo	2	2	22	\$318K	\$313K
25 October, 2015	113 Amelia St, Toronto	Semi-Detached	3	3	5	\$1,399K	\$1,435K
	905, 130 Carlton St, Toronto	Condo	2	2	6	\$1,050K	\$1,000K
	2011, 40 Homewood Ave, Toronto	Condo	1	1	35	\$225K	\$220K
27 October, 2015	1708, 77 Maitland Pl, Toronto	Condo	2	2	12	\$400K	\$390K
30 October, 2015	442 Wellesley St, Toronto	Townhouse	3	2	4	\$900K	\$900K
	2210, 40 Homewood Ave, Toronto	Condo	1	1	2	\$259K	\$259K
31 October, 2015	6 Wellesley Cottages Lane, Toronto	Townhouse	3	3	6	\$1,299K	\$1,260K
1 November, 2015	609, 225 Wellesley St, Toronto	Condo	2	2	55	\$315K	\$310K
	614, 225 Wellesley St, Toronto	Condo	2	2	12	\$410K	\$401K
	716, 225 Wellesley St, Toronto	Condo	2	2	13	\$410K	\$410K
2 November, 2015	906, 15 Maitland Pl, Toronto	Condo	2	1	12	\$389K	\$387K
4 November, 2015	1 Maribeth Ave, Toronto	Semi-Detached	2	2	7	\$399K	\$456K
	605, 77 Maitland Pl, Toronto	Condo	2	2	7	\$375K	\$375K
5 November, 2015	2012, 40 Homewood Ave, Toronto	Condo	1	1	5	\$259K	\$250K
7 November, 2015	473 Sackville St, Toronto	Semi-Detached	3	3	12	\$999K	\$955K
8 November, 2015	2103, 120 Homewood Ave, Toronto	Condo	1	1	25	\$400K	\$387K
11 November, 2015	19 Nasmith Ave, Toronto	Semi-Detached	3	2	21	\$719K	\$679K
	344 Wellesley St, Toronto	Townhouse	4	4	29	\$1,078K	\$1,100K
	2306, 40 Homewood Ave, Toronto	Condo	1	1	22	\$263K	\$256K
12 November, 2015	205, 205 Wellesley St, Toronto	Townhouse	3	3	3	\$500K	\$510K
13 November, 2015	1004, 77 Maitland Pl, Toronto	Condo	2	2	2	\$405K	\$400K
16 November, 2015	105, 150 Homewood Ave, Toronto	Townhouse	1	2	28	\$549K	\$535K
17 November, 2015	1606, 15 Maitland Pl, Toronto	Condo	2	1	6	\$399K	\$399K
	3602, 120 Homewood Ave, Toronto	Condo	1	1	47	\$385K	\$374K

## Data

Month, Day, Year of Sold Date	Address1	Property Type	Bedrooms	Washrooms	Days on the Market	List Price	Sold Price
19 November, 2015	311, 225 Wellesley St, Toronto	Condo	2	2	18	\$318K	\$315K
	L 303, 150 Homewood Ave, Toronto	Townhouse	1	2	45	\$638K	\$625K
22 November, 2015	399, 415 Jarvis St, Toronto	Townhouse	2	1	12	\$449K	\$440K
28 November, 2015	48 Spruce St, Toronto	Semi-Detached	3	4	6	\$998K	\$998K
29 November, 2015	25 Bleecker St, Toronto	Detached	4	1	20	\$869K	\$850K
4 December, 2015	607, 225 Wellesley St, Toronto	Condo	2	2	19	\$315K	\$305K
6 December, 2015	303, 40 Homewood Ave, Toronto	Condo	1	1	35	\$235K	\$225K
9 December, 2015	1104, 15 Maitland Pl, Toronto	Condo	2	1	7	\$369K	\$369K
14 December, 2015	39 Salisbury Ave, Toronto	Semi-Detached	2	1	7	\$799K	\$850K
16 December, 2015	203 Carlton St, Toronto	Detached	2	2	87	\$1,325K	\$1,230K
22 December, 2015	32 Sackville Pl, Toronto	Townhouse	3	1	14	\$729K	\$719K
27 December, 2015	232, 163 Bleecker St, Toronto	Townhouse	4	3	18	\$520K	\$543K
29 December, 2015	49 Spruce St, Toronto	Semi-Detached	4	2	19	\$800K	\$760K
30 December, 2015	Ph 03, 135 Maitland St, Toronto	Condo	1	2	63	\$898K	\$875K
6 January, 2016	334 Carlton St, Toronto	Semi-Detached	3	3	99	\$1,090K	\$1,100K
	502, 120 Homewood Ave, Toronto	Condo	1	1	65	\$330K	\$320K
14 January, 2016	417, 60 Homewood Ave, Toronto	Condo	1	1	42	\$370K	\$361K
21 January, 2016	110, 415 Jarvis St	Townhouse	2	1	9	\$410K	\$400K
22 January, 2016	355, 415 Jarvis St	Townhouse	2	1	2	\$460K	\$458K
24 January, 2016	60 Wascana Ave	Semi-Detached	4	4	16	\$1,050K	\$1,023K
25 January, 2016	60 Spruce St	Detached	3	1	8	\$1,295K	\$1,404K
31 January, 2016	204, 225 Wellesley St E	Condo	1	1	2	\$300K	\$295K
2 February, 2016	123, 77 Maitland Pl	Condo	2	2	78	\$375K	\$375K
	1010, 15 Maitland Pl	Condo	1	1	9	\$379K	\$402K
8 February, 2016	2617, 40 Homewood Ave	Condo	2	1	14	\$335K	\$345K
9 February, 2016	8 Nasmith Ave	Semi-Detached	3	2	6	\$779K	\$790K
	28 Spruce St	Detached	3	4	1	\$1,399K	\$1,399K
	500 Parliament St	Townhouse	3	3	7	\$1,089K	\$1,168K

## Data

Month, Day, Year of Sold Date	Address1	Property Type	Bedrooms	Washrooms	Days on the Market	List Price	Sold Price
11 February, 2016	125, 60 Homewood Ave	Condo	0	1	66	\$250K	\$229K
12 February, 2016	319, 415 Jarvis St	Townhouse	2	2	8	\$450K	\$444K
	411, 77 Maitland Pl	Condo	1	1	78	\$360K	\$357K
16 February, 2016	546 Parliament St	Semi-Detached	2	3	6	\$1,095K	\$1,147K
	606, 225 Wellesley St E	Condo	2	1	6	\$330K	\$330K
22 February, 2016	2, 41 Spruce St	Townhouse	3	5	21	\$939K	\$930K
	903, 40 Homewood Ave	Condo	1	1	24	\$275K	\$264K
4 March, 2016	Ph1, 130 Carlton St	Condo	2	2	24	\$850K	\$830K
5 March, 2016	337 Wellesley St E	Semi-Detached	4	3	4	\$1,199K	\$1,525K
6 March, 2016	124, 415 Jarvis St	Townhouse	0	1	38	\$229K	\$220K
8 March, 2016	419 Wellesley St E	Semi-Detached	3	3	8	\$1,199K	\$1,500K
10 March, 2016	376, 415 Jarvis St	Townhouse	2	1	1	\$470K	\$469K
11 March, 2016	18 Laurier Ave	Townhouse	3	2	10	\$1,200K	\$1,225K
14 March, 2016	127 Amelia St	Semi-Detached	1	2	12	\$859K	\$877K
15 March, 2016	1505, 77 Maitland Pl	Condo	2	2	6	\$400K	\$400K
17 March, 2016	562 Parliament St	Townhouse	6	4	174	\$1,270K	\$1,265K
20 March, 2016	1004, 120 Homewood Ave	Condo	2	2	6	\$519K	\$512K
22 March, 2016	708, 225 Wellesley St E	Condo	1	2	1	\$330K	\$332K
31 March, 2016	186 Seaton St	Other	4	4	3	\$1,295K	\$1,280K
	417 Carlton St	Semi-Detached	3	2	43	\$1,550K	\$1,500K
7 April, 2016	208, 15 Maitland Pl	Condo	2	2	27	\$398K	\$378K
	B, 388 Queen St E	Townhouse	2	2	8	\$530K	\$545K
8 April, 2016	208 Carlton St	Detached	3	6	4	\$1,750K	\$1,800K
	706, 15 Maitland Pl	Condo	1	1	23	\$415K	\$412K
11 April, 2016	205, 415 Jarvis St	Townhouse	2	1	3	\$379K	\$393K
	2304, 170 Sumach St	Condo	1	1	14	\$350K	\$346K
12 April, 2016	100 Bleecker St	Townhouse	3	2	6	\$750K	\$750K
14 April, 2016	191 Carlton St	Detached	2	3	9	\$1,849K	\$1,800K



## Data

Month, Day, Year of Sold Date	Address1	Property Type	Bedrooms	Washrooms	Days on the Market	List Price	Sold Price
14 April, 2016	408, 60 Homewood Ave	Condo	1	1	7	\$350K	\$377K
15 April, 2016	31A Winchester St	Detached	2	4	52	\$1,625K	\$1,525K
	119 Spruce St	Semi-Detached	2	1	11	\$795K	\$810K
16 April, 2016	410 Wellesley St E	Semi-Detached	4	4	64	\$1,068K	\$1,050K
19 April, 2016	121 Spruce St	Townhouse	3	1	1	\$850K	\$944K
20 April, 2016	67 Winchester St	Semi-Detached	3	2	29	\$1,199K	\$1,150K
22 April, 2016	404, 60 Homewood Ave	Condo	1	1	3	\$374K	\$374K
	427 Sumach St	Semi-Detached	4	3	0	\$1,050K	\$1,039K
24 April, 2016	208, 60 Homewood Ave	Condo	1	1	40	\$385K	\$378K
26 April, 2016	415 Ontario St	Townhouse	2	4	8	\$1,149K	\$1,210K
27 April, 2016	19 Geneva Ave	Semi-Detached	3	1	9	\$899K	\$923K
	25 Rose Ave	Detached	4	4	15	\$1,499K	\$1,485K
	3109, 40 Homewood Ave	Condo	1	1	0	\$249K	\$270K
28 April, 2016	1, 185 Carlton St	Condo	2	1	16	\$570K	\$560K
	103, 225 Wellesley St E	Condo	2	2	6	\$400K	\$401K
	905, 40 Homewood Ave	Condo	0	1	30	\$220K	\$212K
1 May, 2016	36 Nasmith Ave	Semi-Detached	3	1	6	\$790K	\$840K
3 May, 2016	72 Salisbury Ave	Townhouse	3	1	14	\$1,149K	\$1,149K
11 May, 2016	104 Winchester St	Semi-Detached	3	2	75	\$999K	\$999K
	194 Carlton St	Semi-Detached	3	4	37	\$1,199K	\$1,150K
	562 Ontario St	Townhouse	4	4	6	\$900K	\$923K
12 May, 2016	25 Sword St	Other	2	2	9	\$849K	\$830K
13 May, 2016	137 Spruce St	Semi-Detached	2	2	10	\$799K	\$785K
	404 Wellesley St E	Semi-Detached	3	3	9	\$1,199K	\$1,199K
	504, 549 King St E	Condo	1	1	23	\$400K	\$423K
15 May, 2016	503, 40 Homewood Ave	Condo	1	1	15	\$265K	\$257K
16 May, 2016	308, 225 Wellesley St E	Condo	2	1	7	\$339K	\$346K
17 May, 2016	153, 415 Jarvis St	Townhouse	0	1	13	\$259K	\$254K

## Data

Month, Day, Year of Sold Date	Address1	Property Type	Bedrooms	Washrooms	Days on the Market	List Price	Sold Price
26 May, 2016	27 Sackville Pl	Semi-Detached	3	4	8	\$1,189K	\$1,575K
29 May, 2016	65 Spruce St	Detached	2	2	26	\$1,195K	\$1,180K
30 May, 2016	241, 179 Bleecker St	Townhouse	2	3	3	\$649K	\$675K
	305, 60 Homewood Ave	Condo	1	1	3	\$359K	\$359K
	2810, 40 Homewood Ave	Condo	1	1	5	\$267K	\$268K
2 June, 2016	297 Carlton St	Detached	4	7	22	\$3,999K	\$3,900K
3 June, 2016	459-461 Sackville St	Detached	9	6	9	\$1,869K	\$2,150K
7 June, 2016	239, 415 Jarvis St	Townhouse	2	1	7	\$420K	\$415K
	343 Sackville St	Semi-Detached	3	2	8	\$900K	\$980K
8 June, 2016	2513, 170 Sumach St	Condo	1	1	40	\$350K	\$332K
9 June, 2016	5, 253 Wellesley St E	Townhouse	2	3	15	\$789K	\$765K
	1214, 40 Homewood Ave	Condo	1	1	2	\$340K	\$336K
11 June, 2016	6 Bowman St	Detached	3	2	5	\$1,149K	\$1,135K
13 June, 2016	378 Berkeley St	Detached	4	2	5	\$1,550K	\$1,650K
16 June, 2016	5 Rose Ave	Townhouse	3	4	2	\$1,395K	\$1,526K
	406, 225 Wellesley St E	Condo	2	1	10	\$345K	\$345K
	1903, 40 Homewood Ave	Condo	1	1	6	\$300K	\$326K
20 June, 2016	610, 40 Homewood Ave	Condo	0	1	2	\$229K	\$228K
21 June, 2016	32A Amelia St	Townhouse	3	3	7	\$989K	\$1,208K
22 June, 2016	73 Metcalfe St	Detached	3	5	8	\$2,350K	\$2,280K
23 June, 2016	105, 40 Homewood Ave	Condo	0	1	15	\$229K	\$229K
24 June, 2016	2 Laurier Ave	Other	2	2	4	\$1,049K	\$1,085K
26 June, 2016	509, 15 Maitland Pl	Condo	1	1	4	\$359K	\$360K
2 July, 2016	1503, 25 Cole St	Condo	2	2	2	\$440K	\$455K
5 July, 2016	105, 60 Homewood Ave	Condo	1	1	54	\$319K	\$313K
6 July, 2016	70 Salisbury Ave	Semi-Detached	3	2	13	\$1,149K	\$1,149K
	201, 205 Wellesley St E	Townhouse	2	1	16	\$449K	\$432K
	2710, 120 Homewood Ave	Condo	1	1	14	\$380K	\$380K

## Data

Month, Day, Year of Sold Date	Address1	Property Type	Bedrooms	Washrooms	Days on the Market	List Price	Sold Price
7 July, 2016	83 Metcalfe St	Semi-Detached	3	3	10	\$899K	\$1,200K
8 July, 2016	313 Carlton St	Semi-Detached	4	5	79	\$2,150K	\$1,942K
9 July, 2016	1215, 40 Homewood Ave	Condo	1	1	25	\$359K	\$359K
12 July, 2016	356 Sumach St	Semi-Detached	2	4	27	\$1,700K	\$1,590K
	470 Wellesley St E	Semi-Detached	5	4	11	\$1,299K	\$1,346K
18 July, 2016	128, 60 Homewood Ave	Condo	1	1	10	\$315K	\$310K
	808, 40 Homewood Ave	Condo	0	1	40	\$208K	\$227K
23 July, 2016	L108, 150 Homewood Ave	Townhouse	1	2	1	\$525K	\$525K
26 July, 2016	139 Winchester St	Semi-Detached	4	4	19	\$1,295K	\$1,238K
28 July, 2016	102, 10 Wellesley Pl	Condo	2	2	7	\$475K	\$510K
29 July, 2016	81 Pembroke St	Other	6	6	38	\$2,260K	\$2,155K
	501, 40 Homewood Ave	Condo	2	1	4	\$315K	\$365K
10 August, 2016	#1602, 40 Homewood Ave	Condo	2	1	0	\$380K	\$382K
13 August, 2016	603, 40 Homewood Ave	Condo	1	1	3	\$289K	\$323K
16 August, 2016	330, 415 Jarvis St	Townhouse	2	1	8	\$469K	\$480K
17 August, 2016	216, 120 Homewood Ave	Condo	1	1	28	\$440K	\$438K
18 August, 2016	17, 6 Wellesley Pl	Townhouse	2	2	2	\$685K	\$685K
	183 Seaton St	Townhouse	3	2	16	\$1,199K	\$1,134K
	805, 225 Wellesley St E	Condo	2	2	26	\$385K	\$380K
	Ph 6, 130 Carlton St	Condo	2	2	0	\$1,498K	\$1,470K
19 August, 2016	112, 179 Bleecker St	Townhouse	2	2	25	\$629K	\$575K
	3102, 120 Homewood Ave	Condo	1	1	1	\$400K	\$400K
20 August, 2016	1615, 40 Homewood Ave	Condo	1	1	4	\$373K	\$365K
24 August, 2016	3706, 120 Homewood Ave	Condo	1	1	15	\$357K	\$350K
1 September, 2016	112, 415 Jarvis St	Townhouse	0	1	17	\$269K	\$270K
3 September, 2016	906, 225 Wellesley St E	Condo	1	1	9	\$335K	\$335K
6 September, 2016	108, 60 Homewood Ave	Condo	1	1	22	\$329K	\$323K
7 September, 2016	396, 415 Jarvis St	Townhouse	2	1	1	\$459K	\$455K

## Data

Month, Day, Year of Sold Date	Address1	Property Type	Bedrooms	Washrooms	Days on the Market	List Price	Sold Price
8 September, 2016	469 Sackville St	Townhouse	3	1	2	\$799K	\$925K
10 September, 2016	2210, 40 Homewood Ave	Condo	1	1	16	\$310K	\$295K
11 September, 2016	1210, 225 Wellesley St E	Condo	1	2	4	\$336K	\$338K
12 September, 2016	344, 415 Jarvis St	Townhouse	2	1	21	\$499K	\$500K
13 September, 2016	1809, 15 Maitland Pl	Condo	1	1	7	\$400K	\$420K
14 September, 2016	8 Gifford St	Townhouse	3	2	57	\$825K	\$815K
	577 Ontario St	Semi-Detached	2	4	7	\$969K	\$1,068K
16 September, 2016	915, 225 Wellesley St E	Condo	2	2	2	\$419K	\$419K
17 September, 2016	102, 77 Maitland Pl	Condo	2	2	9	\$400K	\$400K
18 September, 2016	7 Parkview Ave	Semi-Detached	4	4	5	\$2,350K	\$2,602K
19 September, 2016	138 Amelia St	Other	3	4	6	\$2,175K	\$2,150K
	436 Sumach St	Semi-Detached	2	2	6	\$699K	\$792K
21 September, 2016	Loft3, 185 Carlton St	Condo	1	1	12	\$530K	\$530K
22 September, 2016	86 Winchester St	Semi-Detached	4	4	3	\$1,695K	\$1,695K
	517, 77 Maitland Pl	Condo	1	1	10	\$350K	\$345K
23 September, 2016	707, 15 Maitland Pl	Condo	2	1	17	\$449K	\$445K
26 September, 2016	7 Salisbury Ave	Semi-Detached	3	2	3	\$1,090K	\$1,109K
	150 Amelia St	Semi-Detached	2	2	7	\$900K	\$1,000K
	323, 415 Jarvis St	Townhouse	2	2	13	\$489K	\$503K
1 October, 2016	29 Sword St	Semi-Detached	3	2	5	\$1,325K	\$1,425K
	409 Wellesley St E	Townhouse	4	3	5	\$1,350K	\$1,550K
3 October, 2016	426 Wellesley St E	Semi-Detached	3	4	6	\$1,299K	\$1,300K
	1108, 15 Maitland Pl	Condo	2	2	4	\$489K	\$489K
4 October, 2016	493 Sackville St	Townhouse	3	2	6	\$1,048K	\$1,147K
11 October, 2016	45 Homewood Ave	Townhouse	3	2	26	\$979K	\$960K
	Th 3, 390 Wellesley St E	Townhouse	2	3	1	\$799K	\$880K
12 October, 2016	107, 171 Bleecker St	Townhouse	2	2	19	\$549K	\$535K
13 October, 2016	17 Gifford St	Semi-Detached	3	3	9	\$949K	\$960K

## Data

Month, Day, Year of Sold Date	Address1	Property Type	Bedrooms	Washrooms	Days on the Market	List Price	Sold Price
16 October, 2016	1506, 40 Homewood Ave	Condo	1	1	5	\$300K	\$325K
18 October, 2016	8 St James Crt	Townhouse	3	3	21	\$1,059K	\$1,019K
21 October, 2016	292 Carlton St	Detached	5	3	10	\$1,295K	\$1,411K
25 October, 2016	13 Sword St	Townhouse	2	2	14	\$899K	\$895K
26 October, 2016	18 Sackville Pl	Semi-Detached	3	3	7	\$1,199K	\$1,405K
	1107, 40 Homewood Ave	Condo	1	1	5	\$275K	\$295K
28 October, 2016	2, 306 Sackville St	Condo	2	3	17	\$1,049K	\$1,049K
30 October, 2016	37 Hillcrest Park	Semi-Detached	3	4	11	\$1,499K	\$1,400K
	392, 415 Jarvis St	Townhouse	2	2	2	\$499K	\$530K
3 November, 2016	201, 225 Wellesley St	Condo	2	2	14	\$424K	\$420K
	319 Sumach St E	Semi-Detached	3	4	1	\$1,239K	\$1,359K
7 November, 2016	612, 120 Homewood Ave	Condo	2	3	18	\$900K	\$870K
8 November, 2016	1512, 40 Homewood Ave	Condo	1	1	1	\$329K	\$326K
9 November, 2016	#1, 253 Wellesley St E	Townhouse	3	3	64	\$799K	\$767K
10 November, 2016	101, 77 Maitland Pl	Condo	1	1	9	\$325K	\$360K
15 November, 2016	305, 415 Jarvis St	Townhouse	2	1	0	\$490K	\$492K
	1927, 77 Maitland Pl	Condo	2	2	3	\$425K	\$425K
16 November, 2016	102 Seaton St	Townhouse	3	3	8	\$999K	\$1,305K
19 November, 2016	17 Amelia St	Semi-Detached	2	2	9	\$799K	\$876K
22 November, 2016	547A Parliament St	Townhouse	3	3	8	\$989K	\$1,056K
24 November, 2016	409, 40 Homewood Ave	Condo	1	1	2	\$288K	\$288K
	602, 130 Carlton St	Condo	2	2	7	\$610K	\$680K
25 November, 2016	5 Lancaster Ave	Semi-Detached	2	1	9	\$800K	\$805K
29 November, 2016	32 Gifford St	Detached	4	3	62	\$1,439K	\$1,400K
	1106, 15 Maitland Pl	Condo	1	1	13	\$410K	\$425K
	1520, 77 Maitland Pl	Condo	2	2	5	\$485K	\$470K
11 December, 2016	2111, 15 Maitland Pl	Condo	1	1	31	\$420K	\$410K
14 December, 2016	90 Bleecker St	Townhouse	3	2	13	\$989K	\$989K

## Data

Month, Day, Year of Sold Date	Address1	Property Type	Bedrooms	Washrooms	Days on the Market	List Price	Sold Price
21 December, 2016	1807, 120 Homewood Ave	Condo	2	2	54	\$549K	\$528K
23 January, 2017	11 Gifford St	Semi-Detached	3	2	19	\$988K	\$980K
4 February, 2017	21 Salisbury Ave	Semi-Detached	3	3	3	\$1,099K	\$1,428K
6 February, 2017	2504, 40 Homewood Ave	Condo	2	1	5	\$349K	\$415K
8 February, 2017	905, 225 Wellesley St E	Condo	2	2	2	\$398K	\$419K
12 February, 2017	124 Amelia St	Detached	3	3	23	\$2,149K	\$2,100K
15 February, 2017	8 Millington St	Semi-Detached	3	3	7	\$1,385K	\$1,629K
16 February, 2017	274 Carlton St	Semi-Detached	2	3	9	\$1,598K	\$1,818K
	2604, 40 Homewood Ave	Condo	1	1	3	\$375K	\$455K
20 February, 2017	31, 6 Wellesley Pl	Townhouse	2	3	6	\$799K	\$888K
22 February, 2017	358 Sumach St	Semi-Detached	3	2	14	\$2,199K	\$2,111K
	1901, 40 Homewood Ave	Condo	2	1	7	\$382K	\$431K
23 February, 2017	137 Winchester St	Semi-Detached	5	7	8	\$1,500K	\$1,770K
24 February, 2017	18 Nasmith Ave	Semi-Detached	3	2	3	\$949K	\$1,110K
	28 Aberdeen Ave	Semi-Detached	2	1	10	\$949K	\$930K
	30, 6 Wellesley Pl	Townhouse	2	3	2	\$900K	\$1,100K
27 February, 2017	10, 390 Wellesley St E	Townhouse	3	3	6	\$1,200K	\$1,310K
3 March, 2017	1505, 130 Carlton St	Condo	2	2	3	\$1,100K	\$1,300K
5 March, 2017	32 Gifford St	Detached	4	3	4	\$1,495K	\$1,600K
6 March, 2017	8, 289 Sumach St	Townhouse	1	1	7	\$529K	\$708K
	72 Amelia St	Townhouse	3	3	7	\$949K	\$1,210K
	322, 77 Maitland Pl	Condo	2	2	3	\$425K	\$493K
7 March, 2017	88 Amelia St	Townhouse	3	2	7	\$849K	\$1,465K
	2208, 40 Homewood Ave	Condo	1	1	6	\$299K	\$299K
8 March, 2017	4 Laurier Ave	Townhouse	4	3	7	\$1,498K	\$2,002K
9 March, 2017	28, 6 Wellesley Pl	Townhouse	2	2	3	\$798K	\$900K
	816, 225 Wellesley St E	Condo	2	2	0	\$479K	\$543K
	926, 155 Dalhousie St	Condo	1	1	2	\$439K	\$500K

## Data

Month, Day, Year of Sold Date	Address1	Property Type	Bedrooms	Washrooms	Days on the Market	List Price	Sold Price
9 March, 2017	1115, 225 Wellesley St	Condo	2	2	2	\$475K	\$550K
12 March, 2017	92 Bleecker St	Townhouse	4	3	11	\$1,085K	\$1,075K
13 March, 2017	1807, 77 Maitland Pl	Condo	2	2	3	\$475K	\$577K
15 March, 2017	11 Spruce St	Detached	4	4	11	\$1,700K	\$1,650K
20 March, 2017	2406, 40 Homewood Ave	Condo	1	1	2	\$319K	\$365K
23 March, 2017	341 Sackville St	Semi-Detached	3	3	6	\$1,288K	\$1,288K
26 March, 2017	925, 77 Maitland Pl	Condo	2	2	8	\$445K	\$582K
28 March, 2017	99 Amelia St	Townhouse	2	3	8	\$1,298K	\$1,370K
29 March, 2017	525, 77 Maitland Pl	Condo	2	2	7	\$499K	\$675K
30 March, 2017	316, 415 Jarvis St	Townhouse	2	1	3	\$539K	\$590K
2 April, 2017	1 Metcalfe St	Semi-Detached	2	3	4	\$1,375K	\$1,850K
3 April, 2017	308 Wellesley St E	Detached	4	5	6	\$2,350K	\$2,450K
4 April, 2017	25 Aberdeen Ave	Townhouse	2	2	6	\$1,089K	\$1,200K
	501, 60 Homewood Ave	Condo	1	1	7	\$433K	\$444K
7 April, 2017	401, 415 Jarvis St	Townhouse	2	2	12	\$550K	\$610K
	1510, 15 Maitland Pl	Condo	1	1	2	\$500K	\$535K
9 April, 2017	243, 179 Bleecker St S	Townhouse	1	1	11	\$359K	\$375K
	811, 130 Carlton St	Condo	2	2	4	\$810K	\$860K
10 April, 2017	50 Spruce St	Detached	3	1	2	\$1,200K	\$1,525K
	322, 415 Jarvis St	Townhouse	2	1	25	\$550K	\$570K
12 April, 2017	315 Wellesley St E	Townhouse	1	1	7	\$799K	\$901K
13 April, 2017	434 Wellesley St E	Townhouse	3	2	9	\$900K	\$1,152K
16 April, 2017	234, 415 Jarvis St	Townhouse	2	1	3	\$488K	\$525K
24 April, 2017	412 Wellesley St E	Semi-Detached	4	3	6	\$1,099K	\$1,415K
26 April, 2017	442 Sackville St	Townhouse	3	1	6	\$799K	\$940K
27 April, 2017	2108, 500 Sherbourne St	Condo	2	2	8	\$499K	\$640K
29 April, 2017	518, 60 Homewood Ave	Condo	1	1	3	\$449K	\$510K
1 May, 2017	35, 6 Wellesley Pl	Townhouse	2	3	6	\$750K	\$915K

## Data

Month, Day, Year of Sold Date	Address1	Property Type	Bedrooms	Washrooms	Days on the Market	List Price	Sold Price
1 May, 2017	423 Ontario St	Detached	3	3	6	\$1,379K	\$1,551K
	436, 60 Homewood Ave	Condo	1	1	6	\$399K	\$435K
3 May, 2017	303, 500 Sherbourne St	Condo	3	3	15	\$825K	\$815K
5 May, 2017	6, 10 Sword St	Condo	1	1	2	\$595K	\$725K
8 May, 2017	226, 77 Maitland Pl	Condo	2	2	6	\$498K	\$607K
9 May, 2017	413 Carlton St	Townhouse	3	3	14	\$1,729K	\$1,665K
10 May, 2017	427 Ontario St	Semi-Detached	2	3	6	\$1,388K	\$1,636K
	607, 15 Maitland Pl	Condo	2	1	1	\$500K	\$630K
	716, 225 Wellesley St E	Condo	2	2	5	\$479K	\$525K
11 May, 2017	156 Amelia St	Semi-Detached	3	2	8	\$1,165K	\$1,170K
	509, 225 Wellesley St E	Condo	1	2	2	\$359K	\$415K
14 May, 2017	1904, 77 Maitland Pl	Condo	2	2	3	\$500K	\$575K
15 May, 2017	#1105, 40 Homewood Ave	Condo	0	1	5	\$210K	\$276K
17 May, 2017	39 Salisbury Ave	Semi-Detached	2	4	7	\$1,398K	\$1,535K
18 May, 2017	17 Metcalfe St	Semi-Detached	2	2	8	\$1,375K	\$1,370K
	228, 167 Bleecker St	Townhouse	1	1	1	\$389K	\$423K
19 May, 2017	704, 77 Maitland Pl	Condo	2	2	8	\$500K	\$530K
20 May, 2017	300 Carlton St	Semi-Detached	2	4	17	\$1,598K	\$1,450K
23 May, 2017	2606, 40 Homewood Ave	Condo	1	1	7	\$240K	\$370K
24 May, 2017	306A Wellesley St E	Semi-Detached	3	3	8	\$1,350K	\$1,350K
29 May, 2017	161, 415 Jarvis St	Townhouse	2	1	6	\$429K	\$440K
	908, 40 Homewood Ave	Condo	1	1	12	\$215K	\$300K
1 June, 2017	439 Sumach St	Semi-Detached	3	3	29	\$1,299K	\$1,250K
6 June, 2017	315, 415 Jarvis St	Townhouse	2	1	6	\$579K	\$565K
	2310, 40 Homewood Ave	Condo	1	1	5	\$300K	\$380K
7 June, 2017	4, 289 Sumach St	Condo	2	1	40	\$900K	\$873K
	422, 77 Maitland Pl	Condo	2	2	8	\$569K	\$562K
9 June, 2017	9 Bowman St	Semi-Detached	2	3	3	\$1,350K	\$1,625K



## Data

Month, Day, Year of Sold Date	Address1	Property Type	Bedrooms	Washrooms	Days on the Market	List Price	Sold Price
9 June, 2017	511, 130 Carlton St	Condo	2	2	30	\$750K	\$735K
13 June, 2017	2006, 40 Homewood Ave	Condo	1	1	6	\$349K	\$407K
14 June, 2017	217, 415 Jarvis St	Townhouse	1	1	1	\$495K	\$495K
16 June, 2017	319, 21 Earl St	Townhouse	1	1	16	\$449K	\$435K
19 June, 2017	215, 60 Homewood Ave	Condo	1	1	11	\$450K	\$448K
21 June, 2017	389 Carlton St	Townhouse	3	2	16	\$1,629K	\$1,525K
	506, 60 Homewood Ave	Condo	1	1	6	\$425K	\$422K
22 June, 2017	504, 15 Maitland Pl	Condo	1	1	6	\$400K	\$426K
23 June, 2017	224 Carlton St	Other	4	3	10	\$2,790K	\$2,715K
	254A Carlton St	Semi-Detached	4	3	3	\$1,149K	\$1,101K
24 June, 2017	132, 415 Jarvis St	Townhouse	0	1	2	\$240K	\$263K
26 June, 2017	125, 60 Homewood Ave	Condo	0	1	12	\$329K	\$326K
27 June, 2017	2016, 40 Homewood Ave	Condo	2	1	3	\$329K	\$375K
28 June, 2017	121, 415 Jarvis St	Townhouse	2	1	6	\$419K	\$423K
1 July, 2017	521, 77 Maitland Pl	Condo	2	2	10	\$550K	\$540K
4 July, 2017	45 Geneva Ave	Townhouse	2	2	42	\$949K	\$955K
	48 Spruce St	Semi-Detached	3	4	12	\$1,300K	\$1,250K
	210, 207 Wellesley St E	Townhouse	1	1	6	\$379K	\$370K
6 July, 2017	29 Hillcrest Park	Townhouse	3	2	56	\$1,480K	\$1,480K
	365, 415 Jarvis St	Townhouse	2	1	2	\$575K	\$575K
11 July, 2017	150, 415 Jarvis St	Condo	0	1	12	\$266K	\$276K
16 July, 2017	361, 415 Jarvis St	Townhouse	2	2	54	\$569K	\$570K
19 July, 2017	34A Amelia St	Semi-Detached	3	3	1	\$1,169K	\$1,215K
26 July, 2017	1202, 225 Wellesley St	Condo	2	2	12	\$448K	\$445K
27 July, 2017	382 Sackville St	Townhouse	4	3	16	\$1,495K	\$1,440K
	3104, 40 Homewood Ave	Condo	1	1	10	\$399K	\$415K
31 July, 2017	316 Sumach St	Semi-Detached	3	1	13	\$799K	\$773K
	606, 225 Wellesley St	Condo	2	1	17	\$355K	\$374K

## Data

Month, Day, Year of Sold Date	Address1	Property Type	Bedrooms	Washrooms	Days on the Market	List Price	Sold Price
3 August, 2017	294 Carlton St	Semi-Detached	3	4	28	\$1,499K	\$1,499K
	572 Ontario St	Townhouse	4	3	8	\$1,039K	\$1,035K
	584 Parliament St	Other	2	3	100	\$1,250K	\$1,210K
4 August, 2017	108, 415 Jarvis St	Townhouse	2	1	11	\$420K	\$415K
	1608, 40 Homewood Ave	Condo	1	1	8	\$299K	\$388K
10 August, 2017	2008, 40 Homewood Ave	Condo	1	1	1	\$300K	\$350K
14 August, 2017	232, 415 Jarvis St	Townhouse	2	1	11	\$488K	\$537K
18 August, 2017	113 Winchester St	Townhouse	2	2	28	\$1,249K	\$1,215K
19 August, 2017	2815, 40 Homewood Ave	Condo	1	1	3	\$370K	\$425K
25 August, 2017	302, 225 Wellesley St E	Condo	2	2	8	\$478K	\$470K
11 September, 2017	923, 77 Maitland Pl	Condo	2	2	76	\$540K	\$535K
15 September, 2017	1203, 225 Wellesley St E	Condo	2	2	3	\$482K	\$481K
16 September, 2017	4 Flagler St	Townhouse	1	2	74	\$799K	\$753K
	313, 415 Jarvis St	Townhouse	2	1	3	\$600K	\$631K
17 September, 2017	318 Sumach St	Semi-Detached	2	2	10	\$1,050K	\$980K
18 September, 2017	142 Spruce St	Detached	4	3	5	\$1,488K	\$1,700K
	1403, 500 Sherbourne St	Condo	2	2	6	\$628K	\$645K
19 September, 2017	916, 40 Homewood Ave	Condo	2	1	7	\$385K	\$411K
21 September, 2017	334 Wellesley St E	Semi-Detached	4	3	9	\$1,795K	\$1,725K
22 September, 2017	290 Gerrard St E	Townhouse	5	2	100	\$1,499K	\$1,415K
25 September, 2017	444 Sackville St	Semi-Detached	3	2	5	\$1,100K	\$1,175K
	1607, 40 Homewood Ave	Condo	1	1	5	\$380K	\$380K
26 September, 2017	303, 225 Wellesley St E	Condo	2	2	12	\$474K	\$480K
27 September, 2017	227, 415 Jarvis St	Townhouse	2	1	6	\$489K	\$547K
28 September, 2017	204, 415 Jarvis St	Townhouse	2	1	0	\$450K	\$500K
3 October, 2017	511, 60 Homewood Ave	Condo	1	1	7	\$499K	\$485K
4 October, 2017	111, 163 Bleecker St	Townhouse	2	2	22	\$679K	\$675K
	314 Sumach St	Semi-Detached	2	2	22	\$998K	\$935K

## Data

Month, Day, Year of Sold Date	Address1	Property Type	Bedrooms	Washrooms	Days on the Market	List Price	Sold Price
4 October, 2017	618, 120 Homewood Ave	Condo	2	3	9	\$900K	\$950K
	1002, 225 Wellesley St E	Condo	2	2	20	\$478K	\$486K
6 October, 2017	205, 225 Wellesley St E	Condo	2	2	15	\$475K	\$472K
	3715, 575 Bloor St E	Condo	3	2	17	\$934K	\$934K
7 October, 2017	390 Berkeley St	Semi-Detached	4	3	3	\$1,499K	\$1,485K
8 October, 2017	1108, 15 Maitland Pl	Condo	2	2	12	\$639K	\$633K
9 October, 2017	14 Prospect St	Semi-Detached	2	2	26	\$1,099K	\$1,080K
10 October, 2017	Th16, 390 Wellesley St E	Townhouse	3	3	22	\$1,099K	\$1,010K
17 October, 2017	107, 225 Wellesley St E	Condo	1	1	21	\$315K	\$315K
18 October, 2017	226 Carlton St	Other	7	7	36	\$2,495K	\$2,100K
	2415, 40 Homewood Ave W	Condo	1	1	8	\$400K	\$453K
20 October, 2017	9 Geneva Ave	Semi-Detached	2	2	4	\$1,400K	\$1,506K
24 October, 2017	2214, 40 Homewood Ave	Condo	1	1	5	\$390K	\$461K
25 October, 2017	815, 40 Homewood Ave	Condo	1	1	7	\$399K	\$471K
1 November, 2017	625, 77 Maitland Pl	Condo	2	2	20	\$559K	\$567K
4 November, 2017	710, 40 Homewood Ave	Condo	0	1	6	\$300K	\$330K
6 November, 2017	413, 225 Wellesley St E	Condo	1	1	7	\$299K	\$388K
	3819, 585 Bloor St E	Condo	3	2	48	\$1,165K	\$1,165K
8 November, 2017	224, 171 Bleecker St	Townhouse	2	1	5	\$488K	\$551K
	Th 3, 38 Earl St	Semi-Detached	2	3	6	\$1,299K	\$1,285K
9 November, 2017	1912, 15 Maitland Pl	Condo	2	2	1	\$650K	\$650K
14 November, 2017	36, 6 Wellesley Pl	Townhouse	2	3	7	\$900K	\$1,002K
	1902, 40 Homewood Ave	Condo	2	1	7	\$474K	\$530K
15 November, 2017	1109, 40 Homewood Ave	Condo	1	1	8	\$370K	\$432K
17 November, 2017	10, 41 Spruce St	Townhouse	3	3	17	\$879K	\$865K
19 November, 2017	708, 40 Homewood Ave	Condo	1	1	6	\$325K	\$345K
26 November, 2017	1903, 500 Sherbourne St	Condo	2	2	6	\$628K	\$628K
27 November, 2017	808, 40 Homewood Ave E	Condo	0	1	4	\$325K	\$330K

## Data

Month, Day, Year of Sold Date	Address1	Property Type	Bedrooms	Washrooms	Days on the Market	List Price	Sold Price
27 November, 2017	1803, 40 Homewood Ave	Condo	1	1	0	\$360K	\$375K
1 December, 2017	350, 415 Jarvis St	Townhouse	2	1	8	\$595K	\$621K
	546 Parliament St	Semi-Detached	1	3	42	\$1,795K	\$1,599K
	1011, 255 Richmond St E	Condo	0	1	9	\$250K	\$325K
2 December, 2017	23 Gifford St	Semi-Detached	3	2	12	\$899K	\$980K
8 December, 2017	438 Sumach St	Semi-Detached	2	2	3	\$879K	\$880K
9 December, 2017	323, 60 Homewood Ave	Condo	1	1	4	\$484K	\$475K
14 December, 2017	1506, 40 Homewood Ave	Condo	1	1	7	\$380K	\$423K
17 December, 2017	2401, 40 Homewood Ave	Condo	2	1	2	\$540K	\$540K
18 December, 2017	129 Spruce St	Townhouse	3	2	13	\$1,049K	\$1,039K
20 December, 2017	569 Ontario St	Semi-Detached	3	2	8	\$1,129K	\$1,098K
21 December, 2017	304 Wellesley St E	Detached	3	5	44	\$1,890K	\$1,850K
3 January, 2018	307, 40 Homewood Ave	Condo	1	1	7	\$335K	\$335K
10 January, 2018	68 Aberdeen Ave	Townhouse	3	2	1	\$1,089K	\$1,210K
15 January, 2018	233, 415 Jarvis St	Townhouse	2	1	11	\$538K	\$528K
16 January, 2018	214 Gerrard St E	Other	7	4	34	\$1,595K	\$1,550K
18 January, 2018	102 Bleecker St	Townhouse	3	3	41	\$1,050K	\$965K
24 January, 2018	206, 415 Jarvis St	Townhouse	2	1	7	\$499K	\$552K
17 February, 2018	332, 60 Homewood Ave	Condo	1	1	4	\$366K	\$380K
22 February, 2018	124, 415 Jarvis St	Townhouse	0	1	7	\$289K	\$345K
	352 Wellesley St E	Townhouse	3	2	9	\$999K	\$999K
28 February, 2018	2 Alpha Ave	Townhouse	2	3	8	\$849K	\$936K
1 March, 2018	108, 60 Homewood Ave	Condo	1	1	6	\$449K	\$420K
4 March, 2018	360 Sumach St	Semi-Detached	4	2	10	\$1,799K	\$2,125K
7 March, 2018	309 Carlton St	Semi-Detached	3	3	15	\$2,200K	\$2,200K
11 March, 2018	37 Nasmith Ave	Semi-Detached	3	1	3	\$1,139K	\$1,160K
13 March, 2018	1106, 130 Carlton St E	Condo	2	2	7	\$1,300K	\$1,200K
14 March, 2018	605, 130 Carlton St	Condo	2	2	125	\$1,200K	\$1,180K

Data

Month, Day, Year of Sold Date	Address1	Property Type	Bedrooms	Washrooms	Days on the Market	List Price	Sold Price
14 March, 2018	1210, 40 Homewood Ave	Condo	1	1	0	\$399K	\$399K
15 March, 2018	615, 225 Wellesley St E	Condo	2	2	20	\$610K	\$613K
16 March, 2018	1207, 225 Wellesley St E	Condo	1	2	2	\$389K	\$435K
19 March, 2018	1012, 40 Homewood Ave	Condo	1	1	12	\$380K	\$405K
21 March, 2018	9 Woodstock Pl	Detached	2	3	63	\$1,699K	\$1,600K
	10 Flagler St	Townhouse	1	1	110	\$799K	\$743K
25 March, 2018	198 Carlton St	Semi-Detached	2	2	9	\$928K	\$950K
28 March, 2018	7, 41 Spruce St	Townhouse	3	3	8	\$999K	\$1,009K