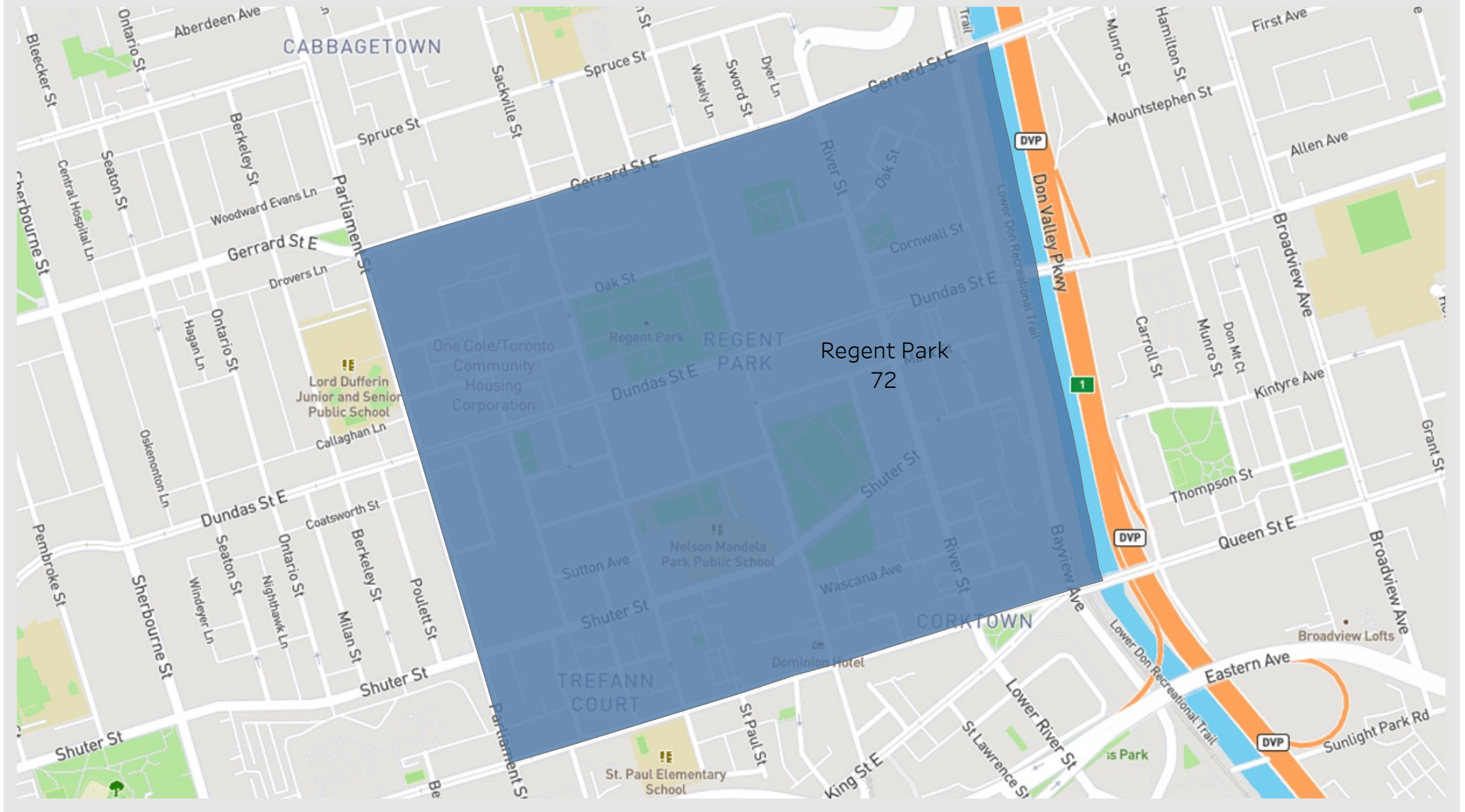
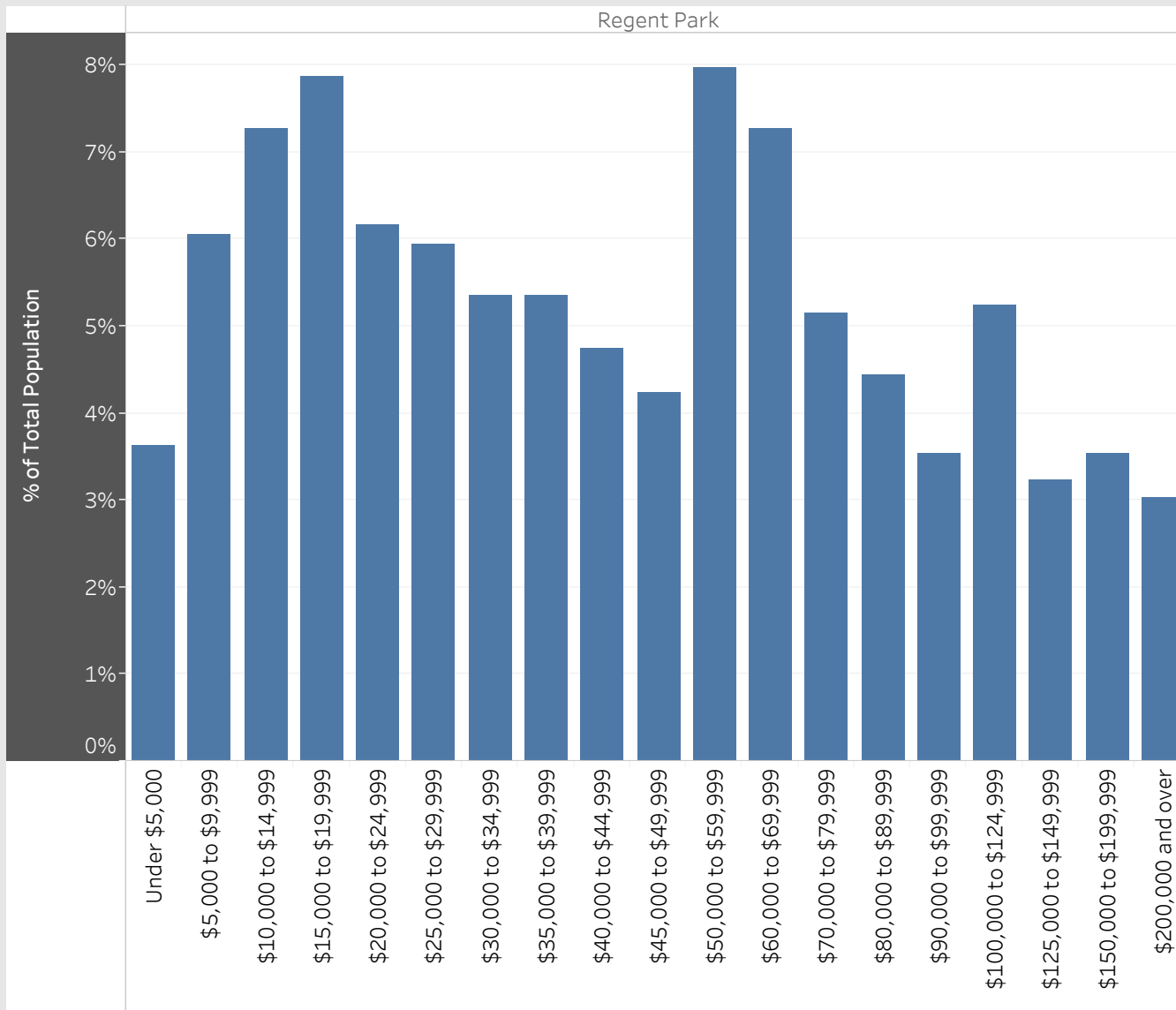


Regent Park
Neighbourhood Breakdown
July 1st, 2015 - March 31st, 2018

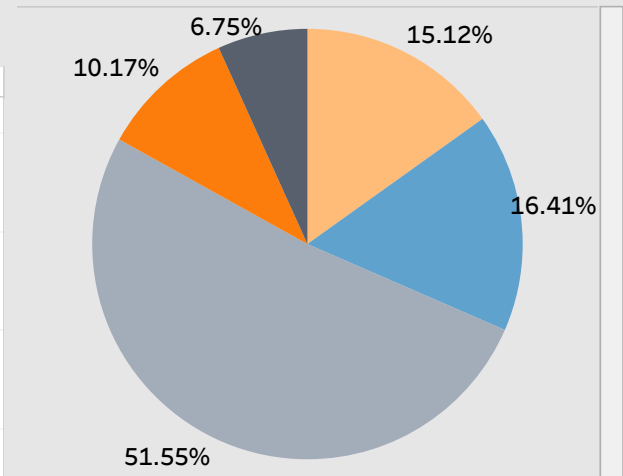


2016 StatsCan Data

Household Income in Regent Park



Age



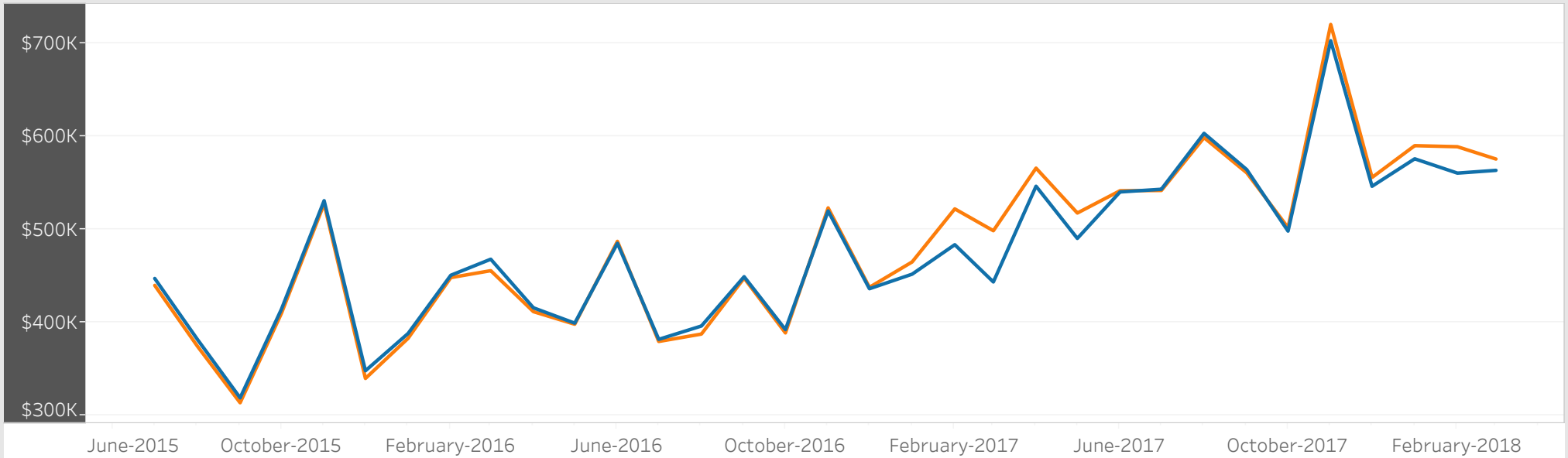
- Children (0-14 years)
- Youth (15-24 years)
- Working Age (25-54 years)
- Pre-retirement (55-64 years)
- Seniors (65+ years)

Visible Minorities

Not a visible minority	30.05%
South Asian	25.97%
Black	13.74%
Chinese	12.66%
Southeast Asian	3.66%
Filipino	2.86%
Latin American	2.67%
Multiple visible minorities	2.39%
Arab	2.34%
West Asian	1.64%
Visible minority; n.i.e.	1.03%
Korean	0.70%
Japanese	0.28%

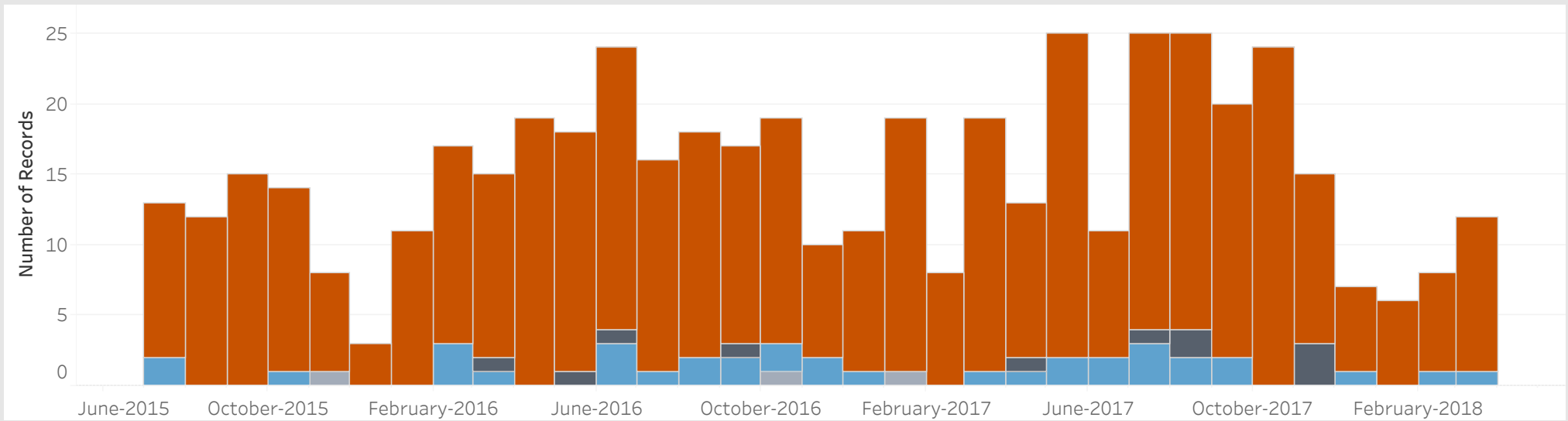
Average Sold Price vs. Average Ask Price in Regent Park

■ Avg. List Price ■ Avg. Sold Price



Properties Sold in Regent Park by Month

■ Condo ■ Semi-Detached ■ Townhouse ■ Other



Data

Month, Day, Year of Sold Date	Address1	Property Type	Bedrooms	Washrooms	Days on the Market	List Price	Sold Price
1 July, 2015	303, 426 Queen St, Toronto	Condo	1	1	2	\$359K	\$380K
	702, 260 Sackville St, Toronto	Condo	2	1	50	\$325K	\$320K
2 July, 2015	213, 260 Sackville St, Toronto	Condo	2	2	32	\$494K	\$488K
3 July, 2015	609, 225 Sackville St, Toronto	Condo	2	2	29	\$395K	\$392K
5 July, 2015	805, 1 Cole St, Toronto	Condo	1	1	17	\$329K	\$316K
	1310, 170 Sumach St, Toronto	Condo	2	1	99	\$300K	\$287K
12 July, 2015	815, 260 Sackville St, Toronto	Condo	2	2	63	\$355K	\$350K
13 July, 2015	1909, 225 Sackville St, Toronto	Condo	2	2	25	\$430K	\$405K
14 July, 2015	609, 90 Sumach St, Toronto	Condo	1	1	42	\$925K	\$910K
21 July, 2015	3, 39 Old Brewery Lane, Toronto	Townhouse	2	2	12	\$699K	\$695K
	603, 225 Sackville St, Toronto	Condo	2	2	72	\$398K	\$395K
22 July, 2015	21 Cole St, Toronto	Townhouse	3	2	42	\$539K	\$529K
30 July, 2015	704, 260 Sackville St, Toronto	Condo	2	1	20	\$270K	\$255K
4 August, 2015	2206, 225 Sackville St, Toronto	Condo	2	2	34	\$350K	\$350K
5 August, 2015	3, 21 River St, Toronto	Condo	2	2	6	\$749K	\$735K
11 August, 2015	618, 170 Sumach St, Toronto	Condo	2	2	55	\$355K	\$350K
12 August, 2015	824, 170 Sumach St, Toronto	Condo	2	1	7	\$269K	\$271K
13 August, 2015	1207, 260 Sackville St, Toronto	Condo	2	1	50	\$305K	\$294K
17 August, 2015	702, 1 Cole St, Toronto	Condo	1	2	38	\$430K	\$414K
19 August, 2015	318, 25 Cole St, Toronto	Condo	1	1	11	\$300K	\$300K
24 August, 2015	1904, 225 Sackville St, Toronto	Condo	2	2	74	\$525K	\$515K
25 August, 2015	1606, 225 Sackville St, Toronto	Condo	2	2	32	\$365K	\$352K
26 August, 2015	1208, 260 Sackville St, Toronto	Condo	2	1	31	\$300K	\$292K
	1713, 170 Sumach St, Toronto	Condo	2	1	17	\$290K	\$280K
31 August, 2015	1605, 225 Sackville St, Toronto	Condo	2	2	4	\$346K	\$343K
2 September, 2015	101, 736 Dundas St, Toronto	Condo	1	1	10	\$300K	\$300K
	517, 25 Cole St, Toronto	Condo	1	1	78	\$345K	\$335K
	1013, 260 Sackville St, Toronto	Condo	2	2	57	\$339K	\$332K

Data

Month, Day, Year of Sold Date	Address1	Property Type	Bedrooms	Washrooms	Days on the Market	List Price	Sold Price
10 September, 2015	903, 1 Cole St, Toronto	Condo	1	1	18	\$315K	\$310K
	2102, 225 Sackville St, Toronto	Condo	2	1	50	\$238K	\$237K
11 September, 2015	503, 170 Sumach St, Toronto	Condo	2	1	51	\$300K	\$295K
16 September, 2015	1308, 25 Cole St, Toronto	Condo	1	2	8	\$419K	\$415K
20 September, 2015	906, 1 Cole St, Toronto	Condo	1	1	9	\$305K	\$302K
21 September, 2015	1206, 225 Sackville St, Toronto	Condo	2	2	28	\$340K	\$336K
	2307, 225 Sackville St, Toronto	Condo	2	2	37	\$357K	\$351K
23 September, 2015	212, 260 Sackville St, Toronto	Condo	2	1	77	\$263K	\$259K
28 September, 2015	810, 1 Cole St, Toronto	Condo	1	1	36	\$360K	\$355K
30 September, 2015	707, 225 Sackville St, Toronto	Condo	2	2	85	\$345K	\$333K
	1104, 260 Sackville St, Toronto	Condo	2	1	78	\$206K	\$200K
	2207, 225 Sackville St, Toronto	Condo	2	2	27	\$356K	\$349K
3 October, 2015	2406, 225 Sackville St, Toronto	Condo	2	2	4	\$359K	\$361K
4 October, 2015	405, 260 Sackville St, Toronto	Condo	2	2	16	\$425K	\$425K
6 October, 2015	2208, 225 Sackville St, Toronto	Condo	2	2	12	\$350K	\$348K
8 October, 2015	602, 1 Cole St, Toronto	Condo	1	2	38	\$420K	\$408K
	603, 260 Sackville St, Toronto	Condo	2	2	37	\$409K	\$400K
9 October, 2015	567 Shuter St, Toronto	Townhouse	2	2	4	\$599K	\$620K
13 October, 2015	721, 25 Cole St, Toronto	Condo	1	1	27	\$338K	\$333K
16 October, 2015	512, 225 Sackville St, Toronto	Condo	2	1	37	\$300K	\$285K
17 October, 2015	423, 25 Cole St, Toronto	Condo	1	2	4	\$429K	\$422K
22 October, 2015	307, 260 Sackville St, Toronto	Condo	2	2	33	\$350K	\$343K
25 October, 2015	501, 225 Sackville St, Toronto	Condo	2	1	25	\$296K	\$292K
28 October, 2015	802, 260 Sackville St, Toronto	Condo	2	1	15	\$330K	\$325K
29 October, 2015	404, 426 Queen St, Toronto	Condo	1	1	3	\$849K	\$835K
	1205, 225 Sackville St, Toronto	Condo	2	2	93	\$349K	\$345K
1 November, 2015	1304, 25 Cole St, Toronto	Condo	1	1	18	\$340K	\$335K
2 November, 2015	909, 225 Sackville St, Toronto	Condo	2	2	82	\$399K	\$395K

Data

Month, Day, Year of Sold Date	Address1	Property Type	Bedrooms	Washrooms	Days on the Market	List Price	Sold Price
3 November, 2015	2201, 225 Sackville St, Toronto	Condo	2	1	40	\$315K	\$309K
4 November, 2015	1903, 170 Sumach St, Toronto	Condo	2	1	22	\$349K	\$350K
6 November, 2015	109, 55 Regent Park Blvd, Toronto	Condo	1	3	2	\$590K	\$590K
19 November, 2015	1210, 225 Sackville St, Toronto	Condo	2	2	14	\$410K	\$397K
22 November, 2015	373 Queen St, Toronto	Other	1	3	96	\$1,549K	\$1,549K
27 November, 2015	533, 55 Regent Park Blvd, Toronto	Condo	1	1	23	\$298K	\$298K
3 December, 2015	521, 25 Cole St, Toronto	Condo	1	1	31	\$315K	\$315K
25 December, 2015	1909, 25 Cole St, Toronto	Condo	1	2	131	\$400K	\$380K
29 December, 2015	101, 260 Sackville St, Toronto	Condo	2	1	30	\$330K	\$325K
9 January, 2016	624, 25 Cole St, Toronto	Condo	1	1	48	\$319K	\$312K
10 January, 2016	1302, 25 Cole St, Toronto	Condo	1	1	4	\$302K	\$308K
13 January, 2016	1204, 260 Sackville St, Toronto	Condo	2	1	34	\$210K	\$208K
14 January, 2016	516, 55 Regent Park Blvd, Toronto	Condo	1	1	5	\$353K	\$350K
17 January, 2016	1413, 170 Sumach St, Toronto	Condo	2	1	73	\$289K	\$294K
	2202, 170 Sumach St, Toronto	Condo	2	2	68	\$475K	\$458K
21 January, 2016	907, 1 Cole St	Condo	2	2	9	\$409K	\$404K
23 January, 2016	611, 170 Sumach St	Condo	1	1	67	\$338K	\$323K
25 January, 2016	309, 90 Sumach St	Condo	1	2	42	\$869K	\$865K
27 January, 2016	415, 260 Sackville St	Condo	1	2	80	\$359K	\$348K
	1014, 260 Sackville St	Condo	1	2	62	\$350K	\$347K
2 February, 2016	421, 170 Sumach St	Condo	1	2	25	\$385K	\$383K
	1712, 225 Sackville St	Condo	1	1	18	\$299K	\$290K
4 February, 2016	1608, 225 Sackville St	Condo	1	2	98	\$355K	\$348K
5 February, 2016	503, 225 Sackville St	Condo	2	2	107	\$390K	\$386K
10 February, 2016	208, 19 River St	Condo	1	1	34	\$399K	\$380K
	1103, 225 Sackville St	Condo	2	2	152	\$395K	\$387K
11 February, 2016	519, 90 Sumach St	Condo	1	1	8	\$699K	\$680K
	2501, 170 Sumach St	Condo	1	1	118	\$358K	\$348K

Data

Month, Day, Year of Sold Date	Address1	Property Type	Bedrooms	Washrooms	Days on the Market	List Price	Sold Price
12 February, 2016	709, 225 Sackville St	Condo	2	2	31	\$399K	\$386K
13 February, 2016	21 Oak St	Townhouse	3	3	2	\$739K	\$800K
19 February, 2016	1004, 225 Sackville St	Condo	2	2	26	\$489K	\$480K
20 February, 2016	1211, 225 Sackville St	Condo	0	1	28	\$247K	\$238K
21 February, 2016	52 Arnold Ave	Townhouse	3	3	3	\$750K	\$781K
	501, 1 Cole St	Condo	1	1	12	\$319K	\$308K
22 February, 2016	561 Shuter St	Townhouse	2	3	3	\$690K	\$685K
25 February, 2016	402, 225 Sackville St	Condo	2	2	22	\$389K	\$385K
26 February, 2016	#510, 55 Regent Park Blvd	Condo	1	1	23	\$365K	\$360K
1 March, 2016	603, 55 Regent Park Blvd	Condo	1	1	4	\$358K	\$356K
2 March, 2016	701, 1 Cole St	Condo	1	1	23	\$325K	\$319K
4 March, 2016	305, 19 River St	Condo	1	1	10	\$600K	\$600K
7 March, 2016	17 Cole St	Townhouse	3	3	17	\$519K	\$520K
8 March, 2016	2401, 225 Sackville St	Condo	1	1	21	\$311K	\$310K
9 March, 2016	1506, 225 Sackville St	Condo	1	2	40	\$357K	\$341K
13 March, 2016	2205, 55 Regent Park Blvd	Condo	1	1	40	\$395K	\$390K
14 March, 2016	2305, 55 Regent Park Blvd	Condo	1	1	25	\$395K	\$395K
16 March, 2016	12 St. David St	Semi-Detached	3	1	13	\$649K	\$640K
20 March, 2016	1001, 25 Cole St	Condo	2	2	3	\$430K	\$445K
23 March, 2016	106, 19 River St	Condo	1	1	2	\$420K	\$420K
	307, 225 Sackville St	Condo	2	2	18	\$379K	\$380K
	1302, 170 Sumach St	Condo	2	2	34	\$448K	\$440K
25 March, 2016	405, 90 Sumach St	Condo	1	2	31	\$1,200K	\$1,058K
27 March, 2016	411, 260 Sackville St	Condo	0	1	37	\$238K	\$225K
5 April, 2016	707, 1 Cole St	Condo	1	1	8	\$325K	\$326K
	2101, 55 Regent Park Blvd	Condo	1	1	6	\$375K	\$360K
9 April, 2016	605, 260 Sackville St	Condo	2	2	11	\$439K	\$436K
10 April, 2016	1901, 225 Sackville St	Condo	1	1	23	\$308K	\$298K

Data

Month, Day, Year of Sold Date	Address1	Property Type	Bedrooms	Washrooms	Days on the Market	List Price	Sold Price
11 April, 2016	2109, 170 Sumach St	Condo	2	2	34	\$470K	\$457K
14 April, 2016	811, 170 Sumach St	Condo	1	1	2	\$340K	\$342K
	1306, 25 Cole St	Condo	1	1	2	\$350K	\$350K
	1601, 170 Sumach St	Condo	1	1	13	\$360K	\$359K
	1812, 225 Sackville St	Condo	1	1	42	\$299K	\$297K
18 April, 2016	421, 90 Sumach St	Condo	1	1	7	\$779K	\$758K
20 April, 2016	615, 260 Sackville St	Condo	1	2	6	\$360K	\$360K
	2104, 55 Regent Park Blvd	Condo	1	1	10	\$390K	\$377K
21 April, 2016	403, 19 River St	Condo	1	2	3	\$680K	\$700K
23 April, 2016	1708, 225 Sackville St	Condo	1	2	2	\$360K	\$376K
24 April, 2016	407, 170 Sumach St	Condo	1	1	3	\$345K	\$345K
25 April, 2016	521, 90 Sumach St	Condo	1	1	20	\$799K	\$758K
	1108, 225 Sackville St	Condo	1	3	18	\$350K	\$350K
29 April, 2016	321, 25 Cole St	Condo	0	1	18	\$258K	\$258K
	1002, 25 Cole St	Condo	1	1	2	\$318K	\$319K
2 May, 2016	1603, 170 Sumach St	Condo	1	1	13	\$370K	\$366K
3 May, 2016	203, 736 Dundas St E	Condo	1	1	13	\$315K	\$322K
6 May, 2016	906, 55 Regent Park Blvd	Condo	0	1	212	\$229K	\$229K
8 May, 2016	1310, 225 Sackville St	Condo	2	2	6	\$415K	\$412K
9 May, 2016	1204, 170 Sumach St	Condo	1	1	20	\$350K	\$346K
12 May, 2016	2804, 55 Regent Park Blvd	Condo	1	1	10	\$390K	\$370K
16 May, 2016	2 Wascana Ave	Semi-Detached	2	2	7	\$695K	\$725K
	1010, 260 Sackville St	Condo	3	2	5	\$529K	\$545K
17 May, 2016	203, 19 River St	Condo	1	1	6	\$679K	\$660K
18 May, 2016	902, 225 Sackville St	Condo	0	1	27	\$244K	\$240K
20 May, 2016	2612, 225 Sackville St	Condo	1	1	13	\$325K	\$332K
25 May, 2016	1507, 170 Sumach St	Condo	2	2	64	\$438K	\$438K
	2707, 55 Regent Park Blvd	Condo	2	2	8	\$440K	\$435K

Data

Month, Day, Year of Sold Date	Address1	Property Type	Bedrooms	Washrooms	Days on the Market	List Price	Sold Price
27 May, 2016	809, 260 Sackville St	Condo	2	2	11	\$438K	\$448K
29 May, 2016	806, 1 Cole St	Condo	1	1	3	\$333K	\$338K
	1304, 225 Sackville St	Condo	2	2	40	\$509K	\$495K
30 May, 2016	621, 170 Sumach St, Toronto	Condo	2	1	249	\$249K	\$235K
31 May, 2016	621, 170 Sumach St	Condo	0	1	71	\$243K	\$235K
1 June, 2016	28 Raffeix Lane	Condo	3	3	8	\$739K	\$750K
	1706, 225 Sackville St	Condo	1	2	12	\$364K	\$365K
2 June, 2016	419, 170 Sumach St	Condo	1	2	6	\$399K	\$395K
5 June, 2016	513, 260 Sackville St	Condo	3	2	4	\$515K	\$515K
	924, 25 Cole St	Condo	1	2	6	\$398K	\$390K
7 June, 2016	107, 55 Regent Park Blvd	Townhouse	3	3	5	\$650K	\$650K
	616, 25 Cole St	Condo	1	1	1	\$369K	\$371K
	2409, 225 Sackville St	Condo	2	2	4	\$445K	\$440K
11 June, 2016	Ph2, 736 Dundas St E	Condo	1	1	5	\$499K	\$540K
14 June, 2016	705, 225 Sackville St	Condo	1	2	29	\$360K	\$359K
15 June, 2016	611, 225 Sackville St E	Condo	0	1	6	\$245K	\$244K
16 June, 2016	2210, 55 Regent Park Blvd	Condo	1	1	54	\$300K	\$294K
17 June, 2016	712, 260 Sackville St	Condo	1	1	14	\$270K	\$280K
20 June, 2016	1109, 225 Sackville St	Condo	2	2	21	\$420K	\$420K
	1604, 25 Cole St	Condo	1	1	5	\$355K	\$353K
22 June, 2016	61 River St	Townhouse	3	2	16	\$850K	\$835K
	407, 90 Sumach St	Condo	2	2	41	\$995K	\$910K
	1102, 170 Sumach St	Condo	2	2	64	\$470K	\$458K
	2303, 170 Sumach St	Condo	1	1	2	\$370K	\$365K
25 June, 2016	123 River St	Semi-Detached	3	2	3	\$750K	\$850K
	2405, 225 Sackville St	Condo	1	2	12	\$399K	\$384K
27 June, 2016	14 Cole St	Townhouse	3	3	18	\$749K	\$720K
28 June, 2016	514, 90 Sumach St	Condo	1	1	7	\$439K	\$517K

Data

Month, Day, Year of Sold Date	Address1	Property Type	Bedrooms	Washrooms	Days on the Market	List Price	Sold Price
28 June, 2016	810, 55 Regent Park Blvd	Condo	1	1	43	\$299K	\$295K
1 July, 2016	503, 260 Sackville St	Condo	2	2	7	\$439K	\$435K
5 July, 2016	50 Cole St	Townhouse	3	3	16	\$700K	\$692K
	708, 225 Sackville St	Condo	1	2	21	\$369K	\$364K
	1212, 55 Regent Park Blvd	Condo	1	1	13	\$370K	\$369K
7 July, 2016	422, 170 Sumach St	Condo	1	2	1	\$409K	\$415K
11 July, 2016	811, 55 Regent Park Blvd	Condo	0	1	25	\$245K	\$244K
	1214, 260 Sackville St	Condo	1	2	6	\$370K	\$368K
	1410, 225 Sackville St	Condo	2	2	18	\$438K	\$431K
	1711, 225 Sackville St	Condo	0	1	8	\$248K	\$245K
12 July, 2016	1504, 225 Sackville St	Condo	2	2	18	\$518K	\$505K
14 July, 2016	417, 170 Sumach St	Condo	0	1	13	\$260K	\$259K
	605, 1 Cole St	Condo	1	1	14	\$355K	\$360K
18 July, 2016	912, 260 Sackville St	Condo	1	1	10	\$285K	\$280K
	1005, 260 Sackville St	Condo	1	1	7	\$359K	\$369K
27 July, 2016	103, 200 Sackville St	Condo	1	1	56	\$368K	\$368K
28 July, 2016	2401, 170 Sumach St	Condo	1	1	36	\$380K	\$373K
3 August, 2016	1204, 225 Sackville St	Condo	2	2	12	\$505K	\$500K
4 August, 2016	46 Cole St	Townhouse	1	1	2	\$364K	\$380K
8 August, 2016	720, 25 Cole St	Condo	0	1	53	\$272K	\$268K
	1304, 170 Sumach St	Condo	1	1	41	\$330K	\$310K
10 August, 2016	1101, 260 Sackville St	Condo	1	2	8	\$380K	\$373K
11 August, 2016	812, 225 Sackville St	Condo	1	1	36	\$305K	\$306K
15 August, 2016	2507, 225 Sackville St	Condo	1	2	28	\$386K	\$375K
16 August, 2016	1012, 55 Regent Park Blvd	Condo	1	1	62	\$385K	\$378K
17 August, 2016	110 Sumach St	Townhouse	2	1	36	\$925K	\$875K
	320, 25 Cole St	Condo	0	1	27	\$259K	\$247K
	1909, 225 Sackville St	Condo	2	2	8	\$458K	\$442K

Data

Month, Day, Year of Sold Date	Address1	Property Type	Bedrooms	Washrooms	Days on the Market	List Price	Sold Price
18 August, 2016	2608, 225 Sackville St	Condo	1	2	2	\$399K	\$399K
20 August, 2016	2205, 170 Sumach St	Condo	0	1	37	\$249K	\$238K
22 August, 2016	604, 225 Sackville St	Condo	2	2	69	\$470K	\$455K
	2308, 225 Sackville St	Condo	1	2	30	\$385K	\$383K
23 August, 2016	1701, 170 Sumach St	Condo	1	1	98	\$380K	\$375K
24 August, 2016	1106, 55 Regent Park Blvd	Condo	0	1	35	\$235K	\$235K
31 August, 2016	2507, 170 Sumach St	Condo	2	2	20	\$449K	\$441K
6 September, 2016	17 Oak St	Townhouse	3	3	28	\$899K	\$865K
7 September, 2016	501 Queen St E	Semi-Detached	3	2	6	\$680K	\$691K
9 September, 2016	707, 260 Sackville St	Condo	1	2	3	\$375K	\$372K
	903, 225 Sackville St	Condo	2	2	29	\$439K	\$430K
	2410, 55 Regent Park Blvd	Condo	1	1	11	\$300K	\$300K
13 September, 2016	1906, 225 Sackville St	Condo	1	2	36	\$360K	\$365K
14 September, 2016	113, 55 Regent Park Blvd	Townhouse	2	3	15	\$650K	\$650K
	1708, 25 Cole St	Condo	2	2	6	\$500K	\$496K
15 September, 2016	602, 260 Sackville St	Condo	1	1	7	\$355K	\$353K
18 September, 2016	324, 25 Cole St	Condo	2	2	14	\$469K	\$465K
22 September, 2016	1507, 225 Sackville St	Condo	1	2	80	\$385K	\$370K
23 September, 2016	308, 225 Sackville St	Condo	2	2	22	\$415K	\$415K
	617, 170 Sumach St	Condo	1	2	13	\$385K	\$411K
	1513, 170 Sumach St	Condo	1	1	0	\$300K	\$299K
28 September, 2016	905, 170 Sumach St	Condo	0	1	6	\$250K	\$243K
	1706, 25 Cole St	Condo	1	1	7	\$365K	\$390K
29 September, 2016	804, 225 Sackville St	Condo	2	2	19	\$515K	\$500K
4 October, 2016	55 Regent Park Blvd	Other		0	35	\$20K	\$18K
5 October, 2016	601, 170 Sumach St	Condo	1	1	57	\$345K	\$334K
7 October, 2016	13 Trefann St	Townhouse	4	4	8	\$990K	\$960K
	103 Regent St	Townhouse	2	1	15	\$650K	\$646K

Data

Month, Day, Year of Sold Date	Address1	Property Type	Bedrooms	Washrooms	Days on the Market	List Price	Sold Price
9 October, 2016	1712, 170 Sumach St	Condo	1	1	17	\$400K	\$395K
11 October, 2016	327, 25 Cole St	Condo	1	1	84	\$344K	\$354K
14 October, 2016	824, 25 Cole St	Condo	1	2	9	\$400K	\$389K
	1302, 225 Sackville St	Condo	0	1	1	\$253K	\$253K
15 October, 2016	202, 200 Sackville St	Condo	1	1	136	\$341K	\$341K
	2111, 170 Sumach St	Condo	0	1	10	\$240K	\$239K
19 October, 2016	616, 25 Cole St	Condo	1	1	8	\$370K	\$390K
21 October, 2016	A02, 426 Queen St E	Condo	1	1	9	\$420K	\$415K
24 October, 2016	2811, 55 Regent Park Blvd	Condo	0	1	47	\$249K	\$240K
26 October, 2016	1904, 55 Regent Park Blvd	Condo	1	1	50	\$374K	\$370K
27 October, 2016	420, 170 Sumach St	Condo	1	2	13	\$425K	\$425K
	711, 55 Regent Park Blvd	Condo	0	1	84	\$244K	\$240K
28 October, 2016	2, 21 River St	Condo	2	2	16	\$750K	\$740K
30 October, 2016	606, 225 Sackville St	Condo	1	2	17	\$369K	\$369K
31 October, 2016	719, 25 Cole St	Condo	0	1	4	\$275K	\$272K
1 November, 2016	104, 426 Queen St E	Condo	2	1	12	\$520K	\$553K
	1804, 225 Sackville St	Condo	2	2	1	\$528K	\$530K
2 November, 2016	507, 225 Sackville St	Condo	1	2	2	\$357K	\$365K
4 November, 2016	46 Raffeix Lane	Townhouse	3	3	14	\$849K	\$845K
	506, 260 Sackville St	Condo	1	2	28	\$439K	\$410K
10 November, 2016	66 River St	Townhouse	2	3	24	\$850K	\$835K
15 November, 2016	1906, 25 Cole St	Condo	1	1	5	\$410K	\$426K
16 November, 2016	1212, 170 Sumach St	Condo	1	1	31	\$390K	\$388K
19 November, 2016	819, 25 Cole St	Condo	1	1	4	\$369K	\$393K
30 November, 2016	2403, 225 Sackville St	Condo	2	2	12	\$490K	\$490K
2 December, 2016	809, 170 Sumach St	Condo	1	1	18	\$370K	\$372K
3 December, 2016	408, 260 Sackville St	Condo	1	2	2	\$399K	\$397K
5 December, 2016	713, 260 Sackville St	Condo	3	2	41	\$530K	\$530K

Data

Month, Day, Year of Sold Date	Address1	Property Type	Bedrooms	Washrooms	Days on the Market	List Price	Sold Price
7 December, 2016	207, 260 Sackville St	Condo	1	2	28	\$400K	\$385K
8 December, 2016	1009, 225 Sackville St	Condo	2	2	7	\$487K	\$489K
	1910, 225 Sackville St	Condo	2	2	6	\$479K	\$482K
12 December, 2016	2008, 170 Sumach St	Condo	2	2	21	\$487K	\$473K
14 December, 2016	7, 19 Oak St	Townhouse	1	1	23	\$449K	\$415K
	907, 55 Regent Park Blvd	Condo	2	2	6	\$449K	\$464K
19 December, 2016	1101, 25 Cole St E	Condo	2	2	7	\$469K	\$530K
28 December, 2016	302, 225 Sackville St	Condo	0	1	138	\$283K	\$282K
4 January, 2017	909, 170 Sumach St	Condo	2	2	33	\$539K	\$515K
8 January, 2017	2508, 170 Sumach St	Condo	2	2	6	\$489K	\$479K
10 January, 2017	2809, 55 Regent Park	Condo	2	2	18	\$535K	\$535K
12 January, 2017	1313, 170 Sumach St	Condo	1	1	4	\$328K	\$341K
17 January, 2017	601, 260 Sackville St	Condo	1	2	26	\$420K	\$422K
	#1209, 25 Cole St	Condo	1	2	1	\$400K	\$425K
25 January, 2017	307, 55 Regent Park Blvd	Condo	0	1	5	\$259K	\$259K
	322, 55 Regent Park Blvd	Condo	2	2	2	\$495K	\$513K
	504, 225 Sackville St	Condo	2	2	9	\$509K	\$560K
	805, 170 Sumach St	Condo	0	1	16	\$260K	\$260K
	1109, 170 Sumach St	Condo	2	2	160	\$530K	\$506K
	1604, 170 Sumach St	Condo	1	1	13	\$369K	\$370K
26 January, 2017	512, 200 Sackville St	Condo	1	1	1	\$351K	\$351K
27 January, 2017	A-24, 170 Sumach St	Other		0	63	\$20K	\$19K
28 January, 2017	408, 170 Sumach St	Condo	1	1	3	\$385K	\$425K
29 January, 2017	503, 19 River St	Condo	2	2	4	\$1,349K	\$1,450K
30 January, 2017	305, 1 Cole St	Condo	1	1	10	\$365K	\$362K
	2908, 55 Regent Park Blvd	Condo	2	4	5	\$498K	\$530K
31 January, 2017	2002, 170 Sumach St	Condo	2	2	3	\$490K	\$520K
11 February, 2017	821, 170 Sumach St	Condo	1	1	5	\$359K	\$352K

Data

Month, Day, Year of Sold Date	Address1	Property Type	Bedrooms	Washrooms	Days on the Market	List Price	Sold Price
15 February, 2017	505, 19 River St	Condo	2	2	8	\$899K	\$1,017K
	510, 225 Sackville St	Condo	2	2	3	\$470K	\$515K
17 February, 2017	1309, 55 Regent Park Blvd	Condo	2	2	4	\$525K	\$560K
	1709, 225 Sackville St	Condo	2	2	3	\$510K	\$575K
24 February, 2017	710, 55 Regent Park Blvd	Condo	1	1	0	\$350K	\$365K
	808, 170 Sumach St	Condo	1	1	10	\$340K	\$372K
25 February, 2017	1111, 260 Sackville St	Condo	1	1	1	\$418K	\$423K
2 March, 2017	1501, 170 Sumach St	Condo	1	1	7	\$420K	\$432K
4 March, 2017	1006, 225 Sackville St	Condo	1	2	6	\$410K	\$448K
7 March, 2017	912, 25 Cole St	Condo	1	1	6	\$339K	\$393K
8 March, 2017	1501, 25 Cole St	Condo	2	2	13	\$488K	\$544K
13 March, 2017	312, 25 Cole St	Condo	1	1	6	\$299K	\$420K
15 March, 2017	305, 225 Sackville St	Condo	2	2	2	\$499K	\$560K
	514, 25 Cole St	Condo	1	1	5	\$369K	\$412K
17 March, 2017	903, 170 Sumach St	Condo	1	1	1	\$432K	\$432K
	1312, 225 Sackville St	Condo	1	1	8	\$350K	\$348K
20 March, 2017	413, 260 Sackville St	Condo	2	2	4	\$579K	\$671K
	428, 25 Cole St	Condo	1	2	6	\$419K	\$475K
21 March, 2017	510, 1 Cole St	Condo	1	2	5	\$400K	\$506K
	714, 170 Sumach St	Condo	0	1	5	\$300K	\$321K
22 March, 2017	510, 260 Sackville St	Condo	2	2	7	\$528K	\$598K
24 March, 2017	64 Raffeix Lane	Townhouse	2	3	21	\$799K	\$835K
27 March, 2017	307, 225 Sackville St	Condo	2	2	7	\$499K	\$590K
	308, 55 Regent Park Blvd	Condo	1	1	6	\$375K	\$435K
29 March, 2017	Ph02, 260 Sackville St	Condo	1	1	6	\$429K	\$465K
30 March, 2017	1603, 225 Sackville St	Condo	2	2	8	\$498K	\$595K
5 April, 2017	1402, 170 Sumach St	Condo	2	2	8	\$576K	\$576K
8 April, 2017	1407, 170 Sumach St	Condo	2	2	15	\$510K	\$530K

Data

Month, Day, Year of Sold Date	Address1	Property Type	Bedrooms	Washrooms	Days on the Market	List Price	Sold Price
10 April, 2017	413, 170 Sumach St	Condo	1	1	20	\$430K	\$445K
	1608, 170 Sumach St	Condo	2	2	12	\$559K	\$550K
11 April, 2017	1 Old Primrose Lane	Townhouse	3	3	7	\$949K	\$1,007K
	2410, 170 Sumach St	Condo	1	1	6	\$369K	\$400K
13 April, 2017	606, 170 Sumach St	Condo	1	1	13	\$470K	\$470K
15 April, 2017	602, 225 Sackville St	Condo	0	1	3	\$298K	\$300K
17 April, 2017	1907, 225 Sackville St	Condo	1	2	15	\$399K	\$437K
24 April, 2017	1104, 25 Cole St	Condo	1	1	6	\$430K	\$450K
25 April, 2017	706, 225 Sackville St	Condo	1	2	8	\$400K	\$455K
27 April, 2017	92 Sumach St	Semi-Detached	3	1	0	\$1,330K	\$1,300K
28 April, 2017	1105, 260 Sackville St	Condo	1	1	11	\$388K	\$441K
2 May, 2017	306, 426 Queen St E	Condo	1	1	6	\$440K	\$620K
	812, 260 Sackville St	Condo	1	1	23	\$340K	\$340K
3 May, 2017	904, 170 Sumach St	Condo	1	1	7	\$379K	\$405K
4 May, 2017	18 Sydenham St	Townhouse	3	2	29	\$735K	\$705K
5 May, 2017	1713, 170 Sumach St	Condo	1	1	17	\$390K	\$390K
7 May, 2017	516, 170 Sumach St	Condo	1	1	21	\$410K	\$417K
8 May, 2017	816, 170 Sumach St	Condo	2	2	5	\$499K	\$660K
9 May, 2017	413, 55 Regent Park Blvd	Condo	1	1	5	\$400K	\$460K
10 May, 2017	2408, 170 Sumach St	Condo	2	2	20	\$559K	\$540K
16 May, 2017	527, 25 Cole St	Condo	2	2	7	\$549K	\$645K
	1901, 170 Sumach St	Condo	1	1	8	\$460K	\$445K
17 May, 2017	204, 260 Sackville St	Condo	1	1	8	\$370K	\$370K
	715, 25 Cole St	Condo	2	2	8	\$478K	\$560K
	1113, 170 Sumach St	Condo	1	1	16	\$385K	\$396K
19 May, 2017	2109, 55 Regent Park Blvd	Condo	2	2	24	\$628K	\$635K
20 May, 2017	1407, 55 Regent Park Blvd	Condo	2	2	28	\$539K	\$550K
21 May, 2017	1306, 55 Regent Park Blvd	Condo	0	1	28	\$299K	\$289K

Data

Month, Day, Year of Sold Date	Address1	Property Type	Bedrooms	Washrooms	Days on the Market	List Price	Sold Price
25 May, 2017	309, 25 Cole St	Condo	1	1	1	\$450K	\$470K
26 May, 2017	425, 25 Cole St	Condo	1	1	16	\$460K	\$450K
	1806, 225 Sackville St	Condo	1	2	1	\$409K	\$474K
28 May, 2017	809, 225 Sackville St	Condo	2	2	19	\$590K	\$575K
29 May, 2017	712, 1 Cole St	Condo	1	1	6	\$420K	\$418K
30 May, 2017	Th-29, 62 St. David St	Townhouse	3	3	6	\$959K	\$968K
31 May, 2017	508, 1 Cole St	Condo	2	2	12	\$539K	\$590K
	1210, 225 Sackville St	Condo	2	2	8	\$579K	\$577K
9 June, 2017	312, 225 Sackville St	Condo	1	1	29	\$370K	\$365K
13 June, 2017	413, 25 Cole St	Condo	2	2	6	\$549K	\$614K
14 June, 2017	412, 55 Regent Park Blvd	Condo	1	1	2	\$460K	\$450K
15 June, 2017	803, 55 Regent Park Blvd	Condo	1	1	26	\$420K	\$430K
17 June, 2017	402, 90 Sumach St	Condo	1	1	17	\$850K	\$824K
21 June, 2017	1204, 200 Sackville St W	Condo	1	1	8	\$360K	\$388K
22 June, 2017	912, 55 Regent Park Blvd	Condo	1	1	17	\$429K	\$438K
27 June, 2017	2707, 55 Regent Park Blvd	Condo	2	2	11	\$529K	\$523K
28 June, 2017	2103, 170 Sumach St	Condo	1	1	5	\$460K	\$460K
30 June, 2017	31, 31 Oak St	Townhouse	1	1	29	\$460K	\$451K
	Th-30, 64 St. David St	Townhouse	3	3	9	\$1,060K	\$1,019K
2 July, 2017	532, 170 Sumach St	Condo	1	1	27	\$400K	\$390K
4 July, 2017	409, 200 Sackville St	Condo	1	1	7	\$430K	\$395K
7 July, 2017	713, 170 Sumach St	Condo	1	1	19	\$450K	\$466K
9 July, 2017	426, 55 Regent Park Blvd	Condo	1	1	12	\$479K	\$465K
10 July, 2017	725, 25 Cole St	Condo	1	1	42	\$445K	\$440K
12 July, 2017	705, 1 Cole St	Condo	1	1	16	\$449K	\$450K
14 July, 2017	610, 260 Sackville St	Condo	2	2	10	\$639K	\$637K
15 July, 2017	1308, 200 Sackville St	Condo	2	2	34	\$500K	\$500K
	2103, 225 Sackville St	Condo	2	2	11	\$569K	\$564K

Data

Month, Day, Year of Sold Date	Address1	Property Type	Bedrooms	Washrooms	Days on the Market	List Price	Sold Price
16 July, 2017	301, 170 Sumach St	Condo	1	1	5	\$450K	\$430K
20 July, 2017	1508, 55 Regent Park Blvd	Condo	2	2	36	\$530K	\$525K
21 July, 2017	306, 200 Sackville St	Condo	2	1	11	\$429K	\$430K
23 July, 2017	44 Cole St	Townhouse	3	3	2	\$870K	\$870K
	603, 200 Sackville St	Condo	2	2	5	\$550K	\$545K
	1704, 25 Cole St	Condo	1	1	2	\$479K	\$479K
24 July, 2017	2301, 55 Regent Park Blvd	Condo	1	1	17	\$450K	\$434K
25 July, 2017	31 Tracy St	Semi-Detached	1	2	11	\$750K	\$800K
	1106, 25 Cole St	Condo	1	1	8	\$430K	\$445K
26 July, 2017	704, 225 Sackville St	Condo	2	2	9	\$600K	\$620K
27 July, 2017	302, 200 Sackville St	Condo	1	1	8	\$390K	\$389K
	708, 200 Sackville St	Condo	1	2	46	\$499K	\$475K
	1410, 170 Sumach St	Condo	1	1	2	\$365K	\$371K
28 July, 2017	1309, 200 Sackville St	Condo	1	2	4	\$440K	\$440K
30 July, 2017	Th-09, 7 St. Bartholomew St	Townhouse	3	3	25	\$969K	\$969K
	Th-10, 5 St. Bartholomew St	Townhouse	3	3	4	\$1,026K	\$1,026K
1 August, 2017	207, 200 Sackville St	Condo	1	1	37	\$389K	\$365K
	1207, 170 Sumach St	Condo	2	2	36	\$499K	\$530K
2 August, 2017	513, 170 Sumach St	Condo	1	1	23	\$465K	\$448K
3 August, 2017	801, 225 Sackville St	Condo	1	1	3	\$400K	\$409K
4 August, 2017	822, 170 Sumach St	Condo	0	1	16	\$300K	\$291K
8 August, 2017	118 Sumach St	Semi-Detached	3	5	7	\$2,100K	\$2,090K
	304, 225 Sackville St	Condo	2	2	3	\$529K	\$530K
	407, 260 Sackville St	Condo	1	2	7	\$450K	\$488K
	1501, 55 Regent Park Blvd	Condo	1	1	1	\$440K	\$434K
	2206, 225 Sackville St	Condo	1	2	28	\$470K	\$470K
9 August, 2017	614, 200 Sackville St	Condo	2	1	15	\$520K	\$518K
10 August, 2017	44 Arnold Ave	Semi-Detached	3	2	59	\$750K	\$650K

Data

Month, Day, Year of Sold Date	Address1	Property Type	Bedrooms	Washrooms	Days on the Market	List Price	Sold Price
14 August, 2017	1013, 170 Sumach St	Condo	1	1	33	\$435K	\$420K
	2310, 225 Sackville St	Condo	2	2	5	\$570K	\$545K
15 August, 2017	56 Cole St	Townhouse	3	3	6	\$869K	\$860K
16 August, 2017	102, 426 Queen St E	Condo	1	1	90	\$750K	\$735K
17 August, 2017	1309, 225 Sackville St	Condo	2	2	42	\$579K	\$560K
18 August, 2017	1808, 55 Regent Park Blvd	Condo	2	2	21	\$529K	\$525K
22 August, 2017	1508, 225 Sackville St	Condo	1	2	5	\$480K	\$472K
	1603, 55 Regent Park Blvd	Condo	1	1	25	\$455K	\$450K
	2309, 170 Sumach St	Condo	2	2	36	\$624K	\$610K
23 August, 2017	2203, 225 Sackville St	Condo	2	2	13	\$595K	\$580K
24 August, 2017	2108, 225 Sackville St	Condo	1	2	84	\$479K	\$470K
26 August, 2017	1205, 25 Cole St	Condo	2	2	52	\$615K	\$590K
29 August, 2017	18 Sydenham St	Townhouse	3	2	11	\$799K	\$935K
1 September, 2017	1803, 25 Cole St	Condo	2	2	3	\$609K	\$609K
2 September, 2017	502, 200 Sackville St	Condo	1	1	3	\$417K	\$417K
3 September, 2017	2110, 55 Regent Park Blvd	Condo	1	1	2	\$370K	\$382K
5 September, 2017	70 Cole St	Townhouse	1	1	6	\$459K	\$450K
6 September, 2017	1713, 55 Regent Park Blvd	Condo	1	1	19	\$400K	\$386K
7 September, 2017	810, 170 Sumach St	Condo	1	1	43	\$418K	\$416K
	1506, 170 Sumach St	Condo	1	1	29	\$479K	\$470K
8 September, 2017	501, 200 Sackville St	Condo	1	2	2	\$499K	\$525K
	2209, 225 Sackville St	Condo	2	2	22	\$585K	\$575K
10 September, 2017	116 Sumach St	Townhouse	3	2	4	\$1,100K	\$1,055K
13 September, 2017	1112, 200 Sackville St	Condo	1	1	40	\$450K	\$438K
15 September, 2017	1409, 55 Regent Park Blvd	Condo	2	2	10	\$600K	\$610K
16 September, 2017	522, 90 Sumach St	Condo	1	1	10	\$1,350K	\$1,400K
	1609, 225 Sackville St	Condo	2	2	4	\$575K	\$565K
	1907, 170 Sumach St	Condo	2	2	24	\$525K	\$523K

Data

Month, Day, Year of Sold Date	Address1	Property Type	Bedrooms	Washrooms	Days on the Market	List Price	Sold Price
18 September, 2017	1701, 225 Sackville St	Condo	1	1	6	\$420K	\$405K
19 September, 2017	1008, 170 Sumach St	Condo	2	2	4	\$529K	\$510K
29 September, 2017	620, 25 Cole St	Condo	0	1	16	\$339K	\$329K
	Ph03, 260 Sackville St	Condo	2	1	8	\$530K	\$520K
30 September, 2017	904, 225 Sackville St	Condo	2	2	3	\$639K	\$639K
2 October, 2017	1710, 225 Sackville St	Condo	2	2	40	\$575K	\$555K
3 October, 2017	1813, 170 Sumach St	Condo	1	1	18	\$419K	\$408K
4 October, 2017	902, 1 Cole St	Condo	1	1	0	\$500K	\$500K
10 October, 2017	2802, 55 Regent Park Blvd	Condo	2	2	6	\$599K	\$599K
12 October, 2017	501, 1 Cole St	Condo	1	1	9	\$425K	\$440K
	512, 260 Sackville St	Condo	1	1	2	\$350K	\$387K
	524, 170 Sumach St	Condo	1	2	2	\$500K	\$500K
	813, 25 Cole St	Condo	2	2	14	\$600K	\$599K
	1812, 170 Sumach St	Condo	1	1	15	\$460K	\$460K
14 October, 2017	2212, 225 Sackville St	Condo	1	1	2	\$439K	\$439K
15 October, 2017	315, 25 Cole St	Condo	1	1	2	\$420K	\$445K
18 October, 2017	2009, 170 Sumach St	Condo	2	2	1	\$628K	\$630K
20 October, 2017	2005, 225 Sackville St	Condo	1	2	11	\$479K	\$478K
22 October, 2017	806, 260 Sackville St	Condo	1	2	6	\$485K	\$480K
23 October, 2017	410, 90 Sumach St	Condo	1	2	13	\$1,099K	\$1,080K
	1606, 55 Regent Park Blvd	Condo	0	1	8	\$329K	\$313K
	2108, 55 Regent Park Blvd	Condo	2	2	5	\$550K	\$547K
24 October, 2017	513, 260 Sackville St	Condo	3	2	4	\$698K	\$665K
	911, 170 Sumach St	Condo	0	1	9	\$315K	\$316K
25 October, 2017	215, 260 Sackville St	Condo	1	2	8	\$430K	\$501K
	1103, 170 Sumach St	Condo	1	1	9	\$460K	\$470K
27 October, 2017	624, 170 Sumach St	Condo	0	1	1	\$316K	\$325K
	806, 200 Sackville St	Condo	1	1	11	\$440K	\$443K

Data

Month, Day, Year of Sold Date	Address1	Property Type	Bedrooms	Washrooms	Days on the Market	List Price	Sold Price
29 October, 2017	804, 1 Cole St	Condo	1	1	2	\$449K	\$475K
3 November, 2017	407, 19 River St	Condo	2	1	11	\$600K	\$600K
	2012, 170 Sumach St	Condo	1	1	1	\$470K	\$475K
7 November, 2017	1201, 170 Sumach St	Condo	1	1	41	\$450K	\$443K
8 November, 2017	1110, 225 Sackville St	Condo	2	2	92	\$576K	\$555K
	1503, 225 Sackville St	Condo	2	2	2	\$580K	\$580K
9 November, 2017	2109, 225 Sackville St	Condo	2	2	34	\$589K	\$575K
11 November, 2017	910, 170 Sumach St	Condo	1	1	40	\$399K	\$415K
17 November, 2017	403, 90 Sumach St	Condo	2	2	2	\$1,449K	\$1,449K
19 November, 2017	1810, 225 Sackville St	Condo	2	2	0	\$500K	\$555K
21 November, 2017	1007, 170 Sumach St	Condo	2	2	46	\$530K	\$515K
23 November, 2017	4 Wascana Ave	Semi-Detached	3	2	2	\$699K	\$905K
24 November, 2017	824, 170 Sumach St	Condo	1	1	16	\$399K	\$419K
25 November, 2017	66 Arnold Ave	Semi-Detached	3	3	1	\$840K	\$990K
29 November, 2017	401, 225 Sackville St	Condo	2	2	18	\$668K	\$665K
30 November, 2017	36 River St	Semi-Detached	3	3	38	\$1,800K	\$1,670K
6 December, 2017	307, 200 Sackville St	Condo	1	2	9	\$500K	\$527K
11 December, 2017	101, 260 Sackville St	Condo	1	1	1	\$479K	\$479K
15 December, 2017	47 River St	Townhouse	3	3	151	\$1,000K	\$1,030K
	608, 200 Sackville St	Condo	1	2	2	\$540K	\$528K
	2809, 55 Regent Park Blvd	Condo	2	2	10	\$629K	\$642K
20 December, 2017	2611, 55 Regent Park Blvd	Condo	0	1	48	\$349K	\$345K
23 December, 2017	1705, 170 Sumach St	Condo	0	1	4	\$330K	\$342K
11 January, 2018	1710, 225 Sackville St	Condo	2	2	2	\$575K	\$585K
13 January, 2018	2402, 55 Regent Park Blvd	Condo	2	2	4	\$600K	\$640K
16 January, 2018	905, 55 Regent Park Blvd	Condo	1	1	1	\$500K	\$506K
22 January, 2018	307, 260 Sackville St	Condo	1	2	5	\$459K	\$531K
23 January, 2018	418, 170 Sumach St	Condo	2	2	14	\$749K	\$720K

Data

Month, Day, Year of Sold Date	Address1	Property Type	Bedrooms	Washrooms	Days on the Market	List Price	Sold Price
23 January, 2018	708, 200 Sackville St	Condo	1	2	11	\$575K	\$560K
9 February, 2018	705, 225 Sackville St S	Condo	1	2	9	\$550K	\$540K
16 February, 2018	410, 55 Regent Park Blvd	Condo	1	1	14	\$465K	\$505K
	1605, 225 Sackville St	Condo	1	2	1	\$489K	\$561K
17 February, 2018	16 Cole St	Townhouse	3	3	2	\$929K	\$920K
20 February, 2018	907, 170 Sumach St	Condo	2	2	47	\$560K	\$560K
23 February, 2018	207, 19 River St	Condo	1	2	3	\$570K	\$619K
	1604, 25 Cole St	Condo	1	1	5	\$499K	\$520K
26 February, 2018	522, 55 Regent Park Blvd	Condo	1	1	5	\$425K	\$489K
5 March, 2018	105, 55 Regent Park Blvd	Townhouse	3	2	5	\$849K	\$870K
7 March, 2018	2412, 55 Regent Park Blvd	Condo	1	1	2	\$500K	\$545K
12 March, 2018	205, 19 River St	Condo	1	1	6	\$790K	\$789K
16 March, 2018	1301, 170 Sumach St	Condo	1	1	14	\$500K	\$510K
17 March, 2018	1102, 200 Sackville St	Condo	2	2	2	\$575K	\$609K
21 March, 2018	811, 55 Regent Park Blvd	Condo	0	1	19	\$363K	\$351K
22 March, 2018	1206, 200 Sackville St	Condo	1	1	1	\$479K	\$503K
	2603, 225 Sackville St	Condo	2	2	3	\$630K	\$630K
27 March, 2018	612, 200 Sackville St	Condo	1	1	7	\$450K	\$470K
	801, 170 Sumach St	Condo	1	1	20	\$475K	\$485K
28 March, 2018	2306, 170 Sumach St	Condo	1	1	15	\$535K	\$535K
29 March, 2018	2708, 55 Regent Park Blvd	Condo	2	2	19	\$620K	\$615K