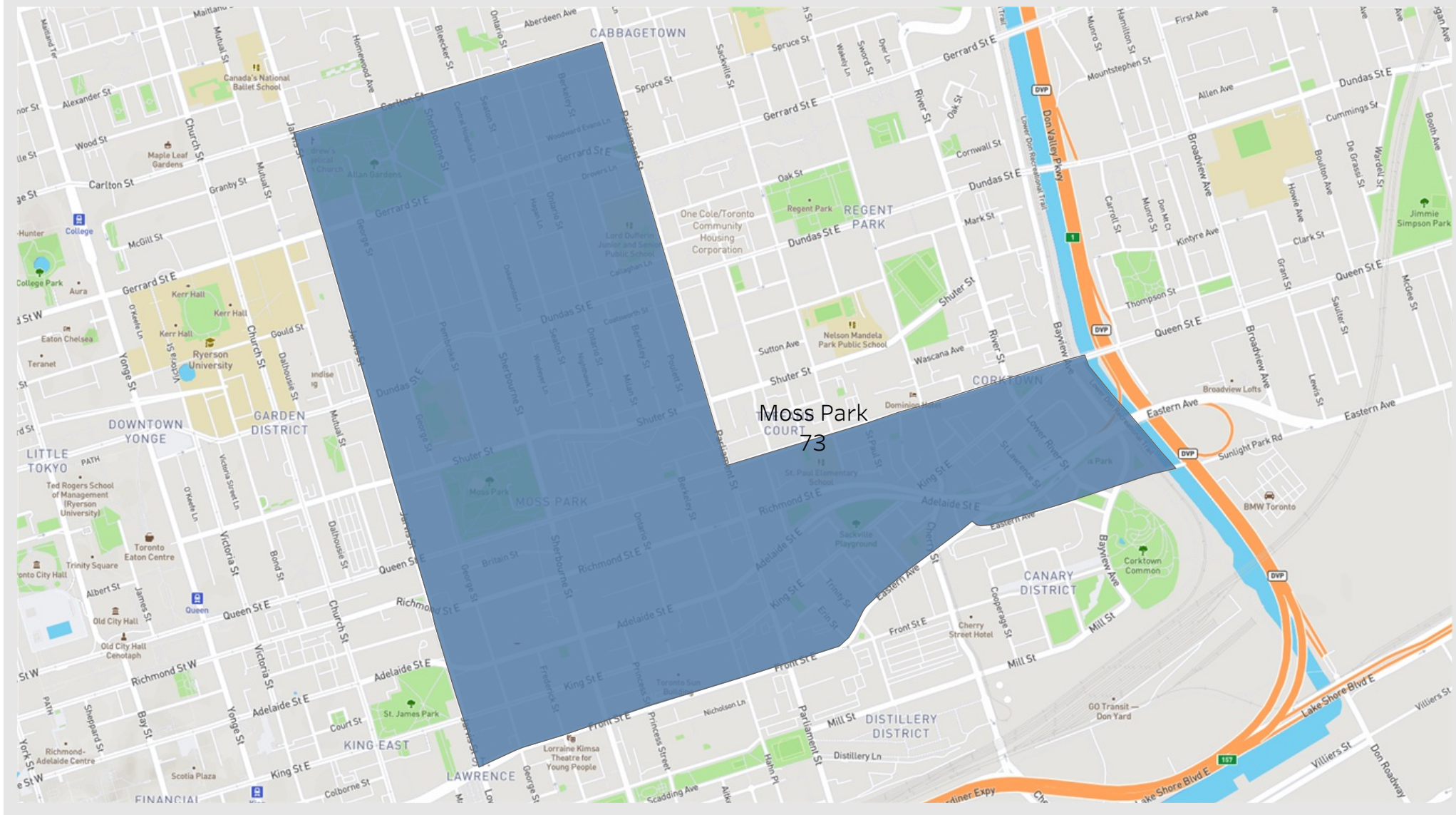
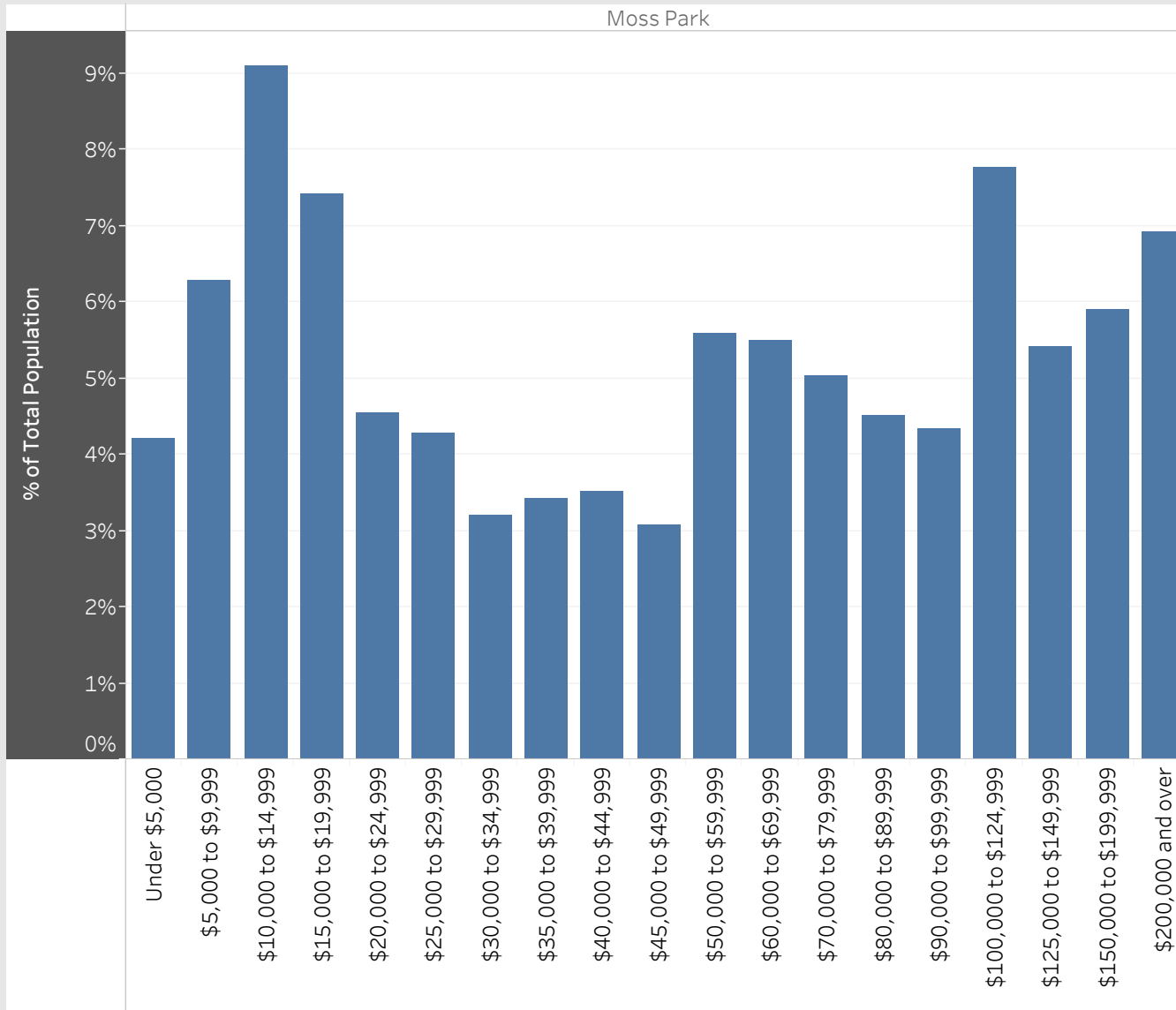


Moss Park
Neighbourhood Breakdown
July 1st, 2015 - March 31st, 2018

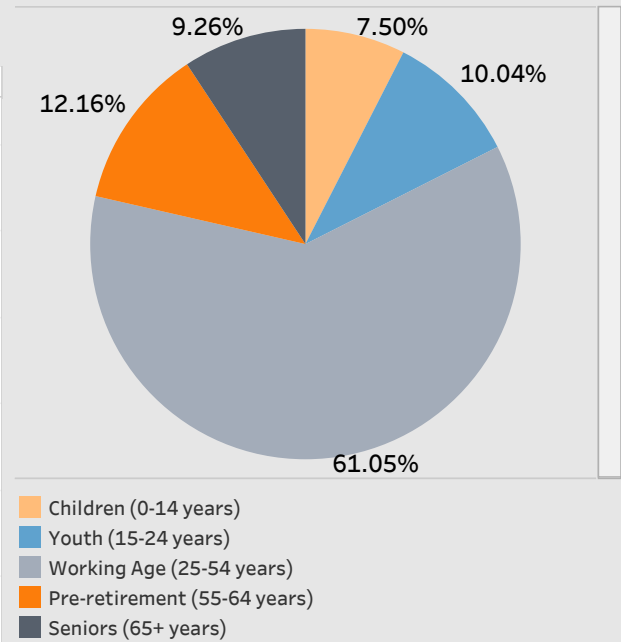


2016 StatsCan Data

Household Income in Moss Park



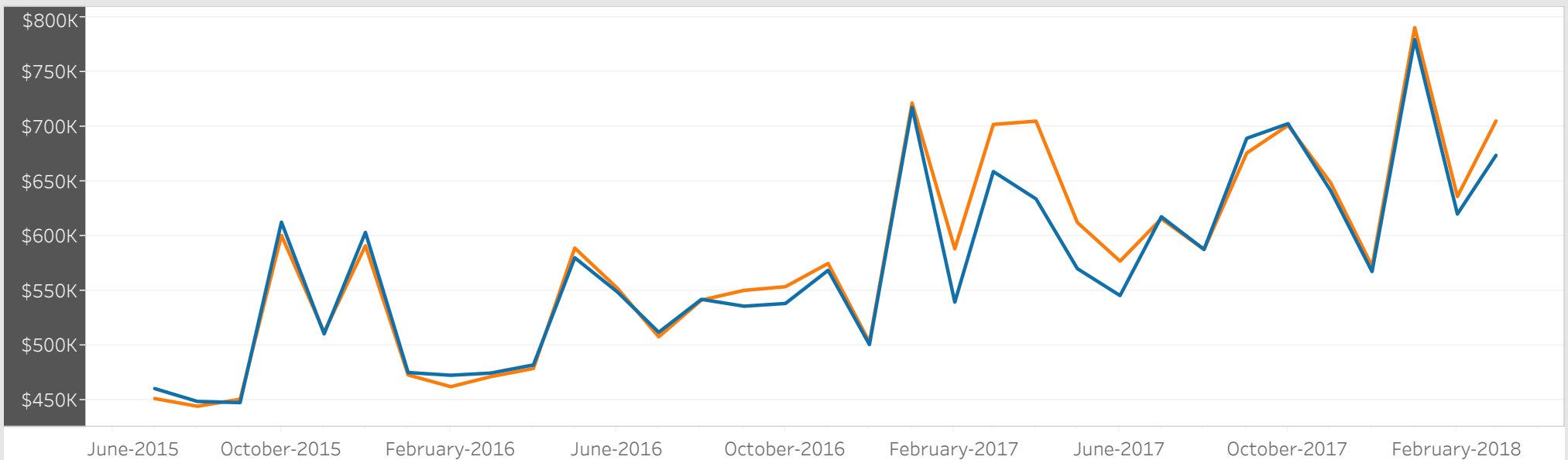
Age



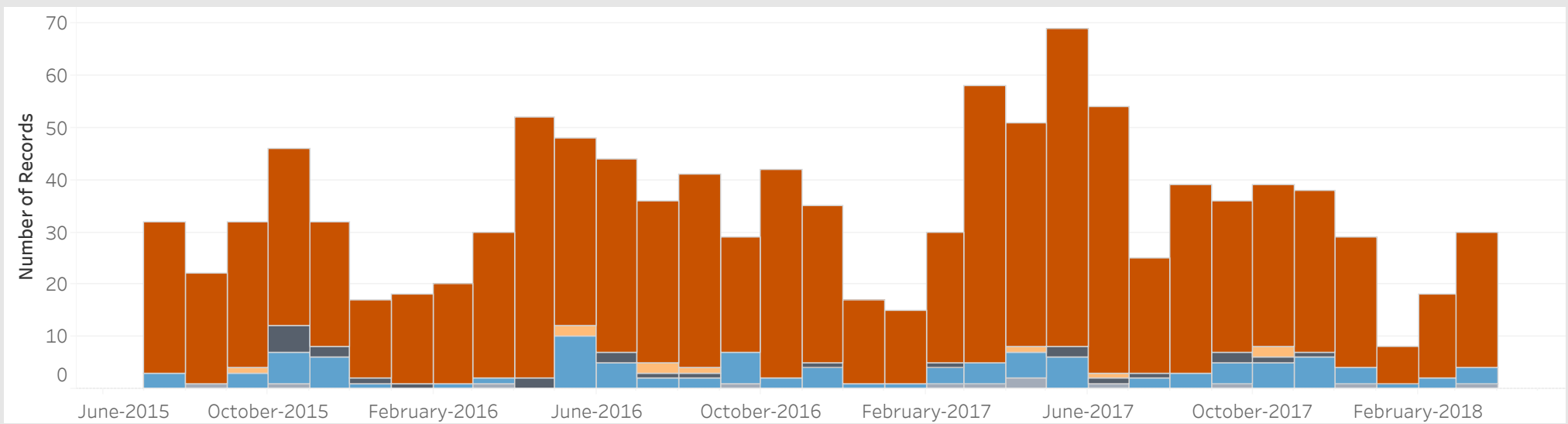
Visible Minorities

Not a visible minority	57.43%
Black	14.04%
Chinese	7.78%
South Asian	7.13%
Filipino	2.30%
Latin American	2.14%
Southeast Asian	1.84%
Multiple visible minorities	1.73%
West Asian	1.52%
Arab	1.41%
Visible minority; n.i.e.	1.17%
Korean	0.95%
Japanese	0.57%

Average Sold Price vs. Average Ask Price in Moss Park



Properties Sold in Moss Park by Month



Data

Month, Day, Year of Sold Date	Address1	Property Type	Bedrooms	Washrooms	Days on the Market	List Price	Sold Price
1 July, 2015	1212, 51 Trolley Cres, Toronto	Condo		1	9	\$214K	\$209K
	1705, 230 King St, Toronto	Condo	1	1	5	\$340K	\$335K
5 July, 2015	502, 51 Trolley Cres, Toronto	Condo		1	41	\$330K	\$323K
	Th 9, 17 Pembroke St, Toronto	Townhouse	3	2	21	\$500K	\$483K
6 July, 2015	1112, 400 Adelaide St, Toronto	Condo	1	1	19	\$359K	\$345K
9 July, 2015	203, 569 King St, Toronto	Condo	2	1	35	\$260K	\$250K
	404, 180 Frederick St, Toronto	Condo	1	1	74	\$435K	\$423K
	510, 112 George St, Toronto	Condo	1	2	4	\$400K	\$410K
	1213, 230 King St, Toronto	Condo	1	1	1	\$320K	\$320K
	1405, 333 Adelaide St, Toronto	Condo	2	2	3	\$777K	\$743K
10 July, 2015	224, 230 King St, Toronto	Condo	1	1	4	\$420K	\$415K
	522, 320 Richmond St, Toronto	Condo	1	1	89	\$310K	\$298K
11 July, 2015	370 Berkeley St, Toronto	Townhouse	3	3	12	\$1,595K	\$1,567K
13 July, 2015	1001, 311 Richmond St, Toronto	Condo	1	1	12	\$320K	\$314K
14 July, 2015	20 Sydenham St, Toronto	Townhouse	3	2	28	\$639K	\$620K
	1002, 51 Trolley Cres, Toronto	Condo		1	41	\$330K	\$321K
15 July, 2015	Ph19, 320 Richmond St, Toronto	Condo	1	1	7	\$311K	\$312K
16 July, 2015	512, 510 King St, Toronto	Condo	1	2	3	\$524K	\$524K
17 July, 2015	601, 90 Trinity Ave, Toronto	Condo	1	3	24	\$329K	\$316K
18 July, 2015	308, 323 Richmond St, Toronto	Condo	1	2	18	\$445K	\$430K
19 July, 2015	1203, 318 King St, Toronto	Condo	1	1	5	\$460K	\$456K
25 July, 2015	202, 264 Seaton St, Toronto	Condo	1	2	26	\$599K	\$584K
26 July, 2015	224, 510 King St, Toronto	Condo	1	2	10	\$639K	\$620K
	824, 255 Richmond St, Toronto	Condo	1	1	40	\$345K	\$338K
27 July, 2015	915, 318 King St, Toronto	Condo	1	1	11	\$475K	\$467K
	S320, 112 George St, Toronto	Condo	1	2	1	\$559K	\$556K
28 July, 2015	305, 320 Richmond St, Toronto	Condo	1	2	16	\$440K	\$437K
	530, 333 Adelaide St, Toronto	Condo	2	1	33	\$330K	\$320K

Data

Month, Day, Year of Sold Date	Address1	Property Type	Bedrooms	Washrooms	Days on the Market	List Price	Sold Price
28 July, 2015	S2301, 112 George St, Toronto	Condo	1	1		\$415K	\$420K
29 July, 2015	203, 318 King St, Toronto	Condo	1	2	50	\$540K	\$531K
	403, 255 Richmond St, Toronto	Condo	1	1	24	\$350K	\$345K
	506, 138 Princess St, Toronto	Condo	1	1	9	\$420K	\$405K
1 August, 2015	112, 365 Dundas St, Toronto	Condo	2	1	58	\$299K	\$290K
2 August, 2015	301, 318 King St, Toronto	Condo	1	1	31	\$345K	\$339K
	404, 569 King St, Toronto	Condo	2	1	12	\$299K	\$293K
3 August, 2015	303, 25 George St, Toronto	Condo	2	2	12	\$898K	\$875K
	862, 313 Richmond St, Toronto	Condo	1	1	27	\$365K	\$354K
4 August, 2015	Ph107, 116 George St, Toronto	Condo	1	2	7	\$700K	\$680K
5 August, 2015	1118, 230 King St, Toronto	Condo	1	2	2	\$400K	\$410K
	N502, 116 George St, Toronto	Condo	1	1	2	\$500K	\$494K
6 August, 2015	1101, 318 King St, Toronto	Condo	1	1	43	\$350K	\$350K
8 August, 2015	1116, 255 Richmond St, Toronto	Condo	1	1	10	\$340K	\$360K
9 August, 2015	1413, 318 King St, Toronto	Condo	1	1	3	\$488K	\$480K
11 August, 2015	1013, 255 Richmond St, Toronto	Condo	1	1	17	\$409K	\$409K
14 August, 2015	603, 90 Sherbourne St, Toronto	Condo	1	1	4	\$630K	\$635K
15 August, 2015	713, 323 Richmond St, Toronto	Condo	1	1	10	\$295K	\$292K
17 August, 2015	156, 313 Richmond St, Toronto	Condo	1	1	34	\$439K	\$420K
18 August, 2015	414, 318 King St, Toronto	Condo	1	1	41	\$275K	\$265K
19 August, 2015	617, 320 Richmond St, Toronto	Condo	1	1	14	\$280K	\$274K
	1122, 320 Richmond St, Toronto	Condo	1	1	45	\$300K	\$290K
	1214, 323 Richmond St, Toronto	Condo	1	1	3	\$283K	\$280K
23 August, 2015	1053, 313 Richmond St, Toronto	Condo	1	1	11	\$369K	\$366K
30 August, 2015	305 Seaton St, Toronto	Other	6	4	7	\$1,275K	\$1,290K
	405, 138 Princess St, Toronto	Condo	1	1	14	\$329K	\$325K
1 September, 2015	902, 51 Trolley Cres, Toronto	Condo		1	49	\$330K	\$322K
2 September, 2015	1008, 320 Richmond St, Toronto	Condo	1	2	13	\$400K	\$395K

Data

Month, Day, Year of Sold Date	Address1	Property Type	Bedrooms	Washrooms	Days on the Market	List Price	Sold Price
3 September, 2015	420, 218 King St, Toronto	Condo	1	1	25	\$349K	\$330K
8 September, 2015	307, 311 Richmond St, Toronto	Condo	1	1	5	\$245K	\$245K
9 September, 2015	624, 51 Trolley Cres, Toronto	Condo		1	31	\$288K	\$285K
10 September, 2015	1003, 230 King St, Toronto	Condo	1	1	2	\$450K	\$448K
12 September, 2015	203, 90 Sherbourne St, Toronto	Condo	1	1	3	\$589K	\$590K
13 September, 2015	1214, 230 King St, Toronto	Condo	1	1	3	\$360K	\$360K
	1405, 318 King St, Toronto	Condo	1	1	17	\$396K	\$396K
14 September, 2015	S824, 112 George St, Toronto	Condo	1	2	10	\$498K	\$515K
15 September, 2015	314, 109 Front St, Toronto	Condo	1	2	7	\$332K	\$385K
17 September, 2015	S429, 112 George St, Toronto	Condo	1	2	9	\$580K	\$569K
18 September, 2015	413, 138 Princess St, Toronto	Condo	1	2	11	\$745K	\$740K
20 September, 2015	308, 230 King St, Toronto	Condo	1	2	13	\$600K	\$600K
	1110, 323 Richmond St, Toronto	Condo	1	1	6	\$360K	\$355K
21 September, 2015	201, 168 King St, Toronto	Condo	1	1	5	\$359K	\$357K
	214 Berkeley St, Toronto	Townhouse	3	2	6	\$670K	\$805K
22 September, 2015	1215, 255 Richmond St, Toronto	Condo	1	1	48	\$309K	\$303K
23 September, 2015	202, 77 Lombard St, Toronto	Condo	1	2	1	\$485K	\$507K
	527, 47 Lower River St, Toronto	Townhouse	2	1	30	\$273K	\$268K
24 September, 2015	141 Seaton St, Toronto	Townhouse	5	1	10	\$999K	\$920K
	711, 230 King St, Toronto	Condo	1	2	3	\$400K	\$411K
	807, 323 Richmond St, Toronto	Condo	1	2		\$425K	\$417K
	S532, 112 George St, Toronto	Condo	1	1	15	\$455K	\$456K
26 September, 2015	272 Sherbourne St, Toronto	Detached	1	1	24	\$890K	\$960K
27 September, 2015	210, 90 Trinity St, Toronto	Condo	1	1	24	\$500K	\$480K
28 September, 2015	402, 115 Richmond St, Toronto	Condo	2	1	5	\$289K	\$280K
	1102, 230 King St, Toronto	Condo	1	1	6	\$329K	\$329K
29 September, 2015	204, 230 King St, Toronto	Condo	1	1	20	\$295K	\$290K
	608, 255 Richmond St, Toronto	Condo	1	2	21	\$499K	\$490K

Data

Month, Day, Year of Sold Date	Address1	Property Type	Bedrooms	Washrooms	Days on the Market	List Price	Sold Price
30 September, 2015	403, 510 King St, Toronto	Condo	1	1	29	\$300K	\$295K
	1004, 311 Richmond St, Toronto	Condo	1	1	16	\$320K	\$314K
1 October, 2015	452, 313 Richmond St, Toronto	Condo	1	1	24	\$257K	\$252K
	808, 318 King St, Toronto	Condo	1	1	17	\$490K	\$480K
	1410, 255 Richmond St, Toronto	Condo	1	1	9	\$325K	\$321K
4 October, 2015	201, 320 Richmond St, Toronto	Condo	1	2	31	\$459K	\$450K
	303, 311 Richmond St, Toronto	Condo	1	2	18	\$470K	\$460K
	305, 318 King St, Toronto	Condo	1	2	18	\$535K	\$530K
	809, 318 King St, Toronto	Condo	1	1	17	\$490K	\$490K
	1103, 320 Richmond St, Toronto	Condo	1	2	42	\$480K	\$465K
	1802, 112 George St, Toronto	Condo	1	1	12	\$417K	\$410K
5 October, 2015	607, 90 Trinity St, Toronto	Condo	1	1	6	\$339K	\$338K
	1410, 116 George St, Toronto	Condo	1	1	21	\$330K	\$322K
	Th 4, 150 George St, Toronto	Townhouse	3	3	15	\$749K	\$733K
7 October, 2015	711, 510 King St, Toronto	Condo	1	1	6	\$450K	\$447K
	902, 230 King St, Toronto	Condo	1	1	29	\$330K	\$325K
8 October, 2015	3 Pembroke St, Toronto	Townhouse	5	5	50	\$1,100K	\$1,080K
	1508, 320 Richmond St, Toronto	Condo	1	1	28	\$370K	\$364K
9 October, 2015	405, 320 Richmond St, Toronto	Condo	1	2	25	\$440K	\$413K
10 October, 2015	363 Adelaide St, Toronto	Townhouse	3	3	5	\$1,649K	\$1,479K
13 October, 2015	22 Wascana Ave, Toronto	Townhouse	2	2	12	\$850K	\$810K
14 October, 2015	96 Seaton St, Toronto	Townhouse	2	3	14	\$989K	\$950K
	1904, 105 George St, Toronto	Condo	2	2	1	\$499K	\$495K
15 October, 2015	28 St Paul St, Toronto	Semi-Detached	3	3	58	\$1,045K	\$1,008K
	404, 261 King St, Toronto	Condo	2	2	16	\$850K	\$850K
	616, 138 Princess St, Toronto	Condo	1	1	18	\$550K	\$530K
	801, 320 Richmond St, Toronto	Condo	1	1	17	\$320K	\$313K
	908, 130 Carlton St, Toronto	Condo	2	3	5	\$1,288K	\$1,453K

Data

Month, Day, Year of Sold Date	Address1	Property Type	Bedrooms	Washrooms	Days on the Market	List Price	Sold Price
15 October, 2015	1503, 168 King St, Toronto	Condo	1	2	15	\$600K	\$630K
16 October, 2015	212, 230 King St, Toronto	Condo	1	1	39	\$400K	\$383K
17 October, 2015	306, 80 Sherbourne St, Toronto	Condo	2	2	94	\$1,388K	\$1,325K
	556, 313 Richmond St, Toronto	Condo	1	1	46	\$309K	\$300K
18 October, 2015	301, 180 Frederick St, Toronto	Condo	1	1	4	\$449K	\$457K
	620, 51 Trolley Cres, Toronto	Condo		1	3	\$299K	\$299K
	1016, 255 Richmond St, Toronto	Condo	1	1	5	\$355K	\$342K
20 October, 2015	242 Seaton St, Toronto	Semi-Detached	2	2	43	\$879K	\$845K
23 October, 2015	102, 80 Sherbourne St, Toronto	Condo	2	2	11	\$759K	\$755K
24 October, 2015	410, 168 King St, Toronto	Condo	1	2	3	\$440K	\$436K
25 October, 2015	15/16, 465 King St, Toronto	Other	2	3	4	\$810K	\$799K
	328 Berkeley St, Toronto	Semi-Detached	4	3	9	\$995K	\$995K
	659, 313 Richmond St, Toronto	Condo	1	1	20	\$340K	\$335K
26 October, 2015	381 Ontario St, Toronto	Semi-Detached	3	3	34	\$799K	\$715K
	805, 160 Frederick St, Toronto	Condo	2	2	63	\$700K	\$668K
27 October, 2015	1162, 313 Richmond St, Toronto	Condo	1	1	14	\$328K	\$320K
28 October, 2015	49 St Paul St, Toronto	Townhouse	3	2	8	\$689K	\$720K
	Ph02, 255 Richmond St, Toronto	Condo	1	1	3	\$355K	\$348K
29 October, 2015	230 Shuter St, Toronto	Semi-Detached	3	2	9	\$725K	\$700K
30 October, 2015	1505, 51 Trolley Cres, Toronto	Condo		2	11	\$490K	\$485K
1 November, 2015	311, 51 Trolley Cres, Toronto	Condo		1	42	\$310K	\$288K
	1408, 255 Richmond St, Toronto	Condo	1	2	27	\$415K	\$412K
5 November, 2015	47 Lower River St, Toronto	Townhouse	2	3	50	\$949K	\$920K
7 November, 2015	1010, 138 Princess St, Toronto	Condo	1	1	3	\$600K	\$588K
8 November, 2015	242 Milan St, Toronto	Townhouse	3	1	6	\$499K	\$630K
	953, 313 Richmond St, Toronto	Condo	1	1	114	\$335K	\$312K
9 November, 2015	806, 323 Richmond St, Toronto	Condo	1	1	25	\$320K	\$310K
10 November, 2015	206, 52 Sumach St, Toronto	Condo	1	1	9	\$349K	\$346K

Data

Month, Day, Year of Sold Date	Address1	Property Type	Bedrooms	Washrooms	Days on the Market	List Price	Sold Price
11 November, 2015	1108, 318 King St, Toronto	Condo	1	1	15	\$350K	\$343K
	N1109, 116 George St, Toronto	Condo	1	1	7	\$458K	\$471K
	Pkg, 323 Richmond St, Toronto	Condo	1		1	\$35K	\$30K
12 November, 2015	237 Seaton St, Toronto	Semi-Detached	4	2	9	\$849K	\$1,000K
	708, 51 Trolley Cres, Toronto	Condo		1	7	\$300K	\$291K
	1010, 323 Richmond St, Toronto	Condo	1	1	24	\$410K	\$380K
14 November, 2015	411, 333 Adelaide St, Toronto	Condo	2	1	10	\$365K	\$350K
15 November, 2015	7, 280 Sherbourne St, Toronto	Townhouse	3	3	12	\$630K	\$650K
	338, 47 Lower River St, Toronto	Townhouse	2	1	15	\$275K	\$268K
	931, 109 Front St, Toronto	Condo	1	2		\$739K	\$730K
17 November, 2015	336 Berkeley St, Toronto	Semi-Detached	3	3	2	\$1,149K	\$1,165K
19 November, 2015	413, 230 King St, Toronto	Condo	1	2	2	\$400K	\$400K
	513, 51 Trolley Cres, Toronto	Condo		1	29	\$399K	\$379K
21 November, 2015	1107, 138 Princess St, Toronto	Condo	1	2	3	\$600K	\$590K
22 November, 2015	426 Dundas St, Toronto	Townhouse	1	2	41	\$899K	\$970K
	818, 230 King St, Toronto	Condo	1	2	24	\$449K	\$423K
23 November, 2015	1120, 400 Adelaide St, Toronto	Condo	1	2	15	\$428K	\$405K
24 November, 2015	Ph 7, 39 Jarvis St, Toronto	Condo	2	2	63	\$899K	\$875K
25 November, 2015	209, 90 Trinity St, Toronto	Condo	1	1	13	\$520K	\$500K
	603, 255 Richmond St, Toronto	Condo	1	1	15	\$350K	\$347K
26 November, 2015	5, 96 Trinity St, Toronto	Condo	2	2	51	\$549K	\$535K
30 November, 2015	257 Berkeley St, Toronto	Townhouse	4	2	84	\$750K	\$750K
	608, 320 Richmond St, Toronto	Condo	1	1	75	\$360K	\$350K
	N307, 116 George St, Toronto	Condo	1	2	32	\$390K	\$375K
1 December, 2015	622, 510 King St, Toronto	Condo	1	1	2	\$490K	\$490K
	1313, 318 King St, Toronto	Condo	1	1	6	\$485K	\$479K
2 December, 2015	340, 109 Front St, Toronto	Condo	1	1	27	\$279K	\$268K
	Lph2104, 105 George St, Toronto	Condo	2	2	37	\$520K	\$510K

Data

Month, Day, Year of Sold Date	Address1	Property Type	Bedrooms	Washrooms	Days on the Market	List Price	Sold Price
3 December, 2015	423, 255 Richmond St, Toronto	Condo	1	1	8	\$326K	\$330K
6 December, 2015	303, 287 Richmond St, Toronto	Condo	1	2	48	\$730K	\$716K
	417, 323 Richmond St, Toronto	Condo	1	1	42	\$355K	\$348K
7 December, 2015	Ph12, 383 Adelaide St, Toronto	Condo	1	2	20	\$825K	\$790K
10 December, 2015	709, 510 King St, Toronto	Condo	1	2	28	\$520K	\$515K
12 December, 2015	315, 318 King St, Toronto	Condo	1	1	79	\$275K	\$270K
	365 Adelaide St, Toronto	Semi-Detached	3	5	73	\$1,500K	\$1,500K
13 December, 2015	Lph 5, 105 George St, Toronto	Condo	2	2	24	\$798K	\$778K
14 December, 2015	320, 320 Richmond St, Toronto	Condo	1	2	40	\$370K	\$362K
15 December, 2015	303, 80 Sherbourne St, Toronto	Condo	2	1	8	\$449K	\$491K
29 December, 2015	201 Seaton St, Toronto	Townhouse	4	3	57	\$1,295K	\$1,190K
	302, 116 George St, Toronto	Condo	1	1	13	\$489K	\$480K
	708, 90 Trinity St, Toronto	Condo	1	2	64	\$549K	\$530K
5 January, 2016	204, 569 King St, Toronto	Condo	2	1	29	\$260K	\$257K
7 January, 2016	226, 109 Front St, Toronto	Condo	1	2	4	\$450K	\$434K
11 January, 2016	206, 318 King St, Toronto	Condo	1	1	7	\$320K	\$315K
	304, 109 Front St, Toronto	Condo	1	2	5	\$429K	\$422K
12 January, 2016	201, 383 Adelaide St, Toronto	Condo	1	1	1	\$375K	\$373K
	1503, 320 Richmond St, Toronto	Condo	1	2	8	\$479K	\$495K
18 January, 2016	538, 109 Front St, Toronto	Condo	1	1	15	\$370K	\$361K
	1409, 318 King St, Toronto	Condo	1	1	15	\$490K	\$490K
22 January, 2016	304, 510 King St E	Condo	1	1	8	\$320K	\$318K
26 January, 2016	238 Seaton St	Semi-Detached	3	1	35	\$770K	\$688K
	523, 333 Adelaide St E	Condo	2	2	126	\$750K	\$737K
	1704, 400 Adelaide St E	Condo	2	2	22	\$519K	\$510K
	S538, 112 George St	Condo	1	1	7	\$419K	\$415K
28 January, 2016	442, 109 Front St E	Condo	1	2	6	\$439K	\$432K
	1023, 109 Front St E	Condo	1	1	1	\$356K	\$354K

Data

Month, Day, Year of Sold Date	Address1	Property Type	Bedrooms	Washrooms	Days on the Market	List Price	Sold Price
29 January, 2016	305, 80 Sherbourne St	Condo	1	1	2	\$535K	\$545K
	801, 160 Frederick St	Condo	2	3	2	\$949K	\$1,050K
30 January, 2016	1108, 51 Trolley Cres	Condo	1	1	15	\$320K	\$315K
1 February, 2016	1013, 230 King St E	Condo	1	2	11	\$385K	\$385K
3 February, 2016	1212, 255 Richmond St E	Condo	1	1	15	\$400K	\$399K
	Th128, 116 George St	Townhouse	2	2	15	\$798K	\$780K
8 February, 2016	620, 230 King St E	Condo	0	1	17	\$279K	\$276K
10 February, 2016	201, 264 Seaton St	Condo	0	1	20	\$469K	\$429K
	427, 255 Richmond St E	Condo	1	1	2	\$325K	\$330K
12 February, 2016	334, 109 Front St E	Condo	1	1	90	\$360K	\$354K
	630, 109 Front St E	Condo	2	2	9	\$599K	\$580K
15 February, 2016	1519, 320 Richmond St E	Condo	1	1	34	\$355K	\$345K
16 February, 2016	320, 323 Richmond St E	Condo	2	2	42	\$450K	\$437K
	905, 116 George St	Condo	2	2	0	\$560K	\$560K
17 February, 2016	304, 160 Frederick St	Condo	2	3	44	\$800K	\$790K
26 February, 2016	622, 255 Richmond St E	Condo	1	1	46	\$369K	\$360K
	725, 333 Adelaide St E	Condo	2	2	22	\$660K	\$624K
28 February, 2016	401, 333 Adelaide St E	Condo	1	1	10	\$338K	\$337K
	609, 90 Trinity St	Condo	2	2	6	\$519K	\$503K
29 February, 2016	312, 318 King St E	Condo	1	1	4	\$275K	\$275K
	763, 313 Richmond St E	Condo	2	2	5	\$490K	\$487K
	1101, 323 Richmond St E	Condo	1	1	4	\$440K	\$425K
	1305, 105 George St	Condo	2	2	26	\$579K	\$565K
1 March, 2016	410, 230 King St E	Condo	1	1	49	\$329K	\$323K
	1215, 400 Adelaide St E	Condo	2	2	43	\$455K	\$445K
2 March, 2016	620, 510 King St E	Condo	1	1	9	\$370K	\$402K
3 March, 2016	820, 510 King St E	Condo	1	1	30	\$440K	\$428K
4 March, 2016	131 George St	Townhouse	1	2	8	\$1,199K	\$1,150K

Data

Month, Day, Year of Sold Date	Address1	Property Type	Bedrooms	Washrooms	Days on the Market	List Price	Sold Price
4 March, 2016	306, 90 Trinity St	Condo	1	1	4	\$335K	\$335K
5 March, 2016	306, 333 Adelaide St E	Condo	1	1	6	\$399K	\$400K
6 March, 2016	244 Queen St E	Other	3	2	47	\$1,295K	\$1,240K
	504, 32 Trolley Cres	Condo	2	1	11	\$495K	\$491K
	505, 400 Adelaide St E	Condo	1	1	35	\$350K	\$340K
	1103, 318 King East St	Condo	1	1	5	\$490K	\$483K
10 March, 2016	401, 320 Richmond St E	Condo	1	1	3	\$310K	\$307K
	1011, 205 Frederick Ave	Condo	1	1	3	\$389K	\$417K
	1512, 320 Richmond St	Condo	1	2	72	\$370K	\$365K
11 March, 2016	606, 39 Jarvis St	Condo	2	2	18	\$525K	\$514K
15 March, 2016	218, 365 Dundas St E	Condo	1	1	5	\$400K	\$437K
17 March, 2016	1309, 318 King St	Condo	1	1	21	\$458K	\$453K
	1709, 400 Adelaide St E	Condo	1	2	2	\$426K	\$426K
18 March, 2016	408, 255 Richmond St E	Condo	2	2	4	\$519K	\$508K
19 March, 2016	528, 47 Lower River St	Condo	1	1	3	\$289K	\$284K
21 March, 2016	304, 549 King St E	Condo	1	1	12	\$275K	\$265K
	914, 230 King St E	Condo	1	2	4	\$415K	\$415K
22 March, 2016	1410, 320 Richmond St E	Condo	1	1	6	\$369K	\$366K
	Ph 6, 105 George St	Condo	2	2	49	\$699K	\$700K
24 March, 2016	204, 105 George St	Condo	2	2	9	\$595K	\$595K
	702, 51 Trolley Cres	Condo	1	1	13	\$330K	\$325K
30 March, 2016	1603, 105 George St	Condo	1	1	22	\$355K	\$348K
31 March, 2016	1001, 330 Adelaide St E	Condo	2	2	3	\$529K	\$562K
	1111, 168 King St E	Condo	1	1	16	\$455K	\$446K
	1113, 230 King St E	Condo	1	1	2	\$370K	\$368K
1 April, 2016	S204, 112 George St	Condo	1	2	21	\$499K	\$495K
3 April, 2016	516, 320 Richmond St E	Condo	2	2	36	\$399K	\$390K
4 April, 2016	1105, 320 Richmond St E	Condo	1	2	5	\$415K	\$405K

Data

Month, Day, Year of Sold Date	Address1	Property Type	Bedrooms	Washrooms	Days on the Market	List Price	Sold Price
5 April, 2016	412, 230 King St E	Condo	1	1	1	\$425K	\$455K
	1208, 255 Richmond St E	Condo	1	2	11	\$450K	\$445K
6 April, 2016	325, 510 King St E	Condo	1	2	15	\$669K	\$650K
7 April, 2016	511, 318 King St E	Condo	1	1	42	\$338K	\$327K
	1511, 320 Richmond St E	Condo	1	1	77	\$399K	\$375K
	5626, 112 George St	Condo	1	2	9	\$525K	\$525K
8 April, 2016	301, 320 Richmond St E	Condo	1	1	17	\$350K	\$350K
	820, 230 King St E	Condo	1	1	25	\$330K	\$318K
9 April, 2016	306, 549 King St E	Condo	1	1	30	\$310K	\$305K
10 April, 2016	821, 323 Richmond St E	Condo	2	2	27	\$480K	\$470K
11 April, 2016	204, 323 Richmond St E	Condo	1	1	10	\$380K	\$370K
	313, 318 King St E	Condo	0	1	18	\$279K	\$279K
	511, 39 Jarvis St	Condo	2	2	7	\$949K	\$960K
	608, 569 King St E	Condo	1	1	6	\$319K	\$315K
	1507, 320 Richmond St E	Condo	1	2	31	\$385K	\$377K
	Ph 2, 159 Frederick St	Condo	2	4	6	\$1,595K	\$1,585K
12 April, 2016	213, 320 Richmond St E	Condo	1	2	12	\$400K	\$390K
	511, 90 Trinity St	Condo	1	1	22	\$480K	\$477K
	613, 510 King St E	Condo	1	1	6	\$425K	\$425K
	N503, 116 George St	Condo	1	1	14	\$509K	\$509K
14 April, 2016	227, 255 Richmond St E	Condo	1	1	6	\$325K	\$336K
	1608, 51 Trolley Cres	Condo	1	1	62	\$320K	\$325K
15 April, 2016	1208, 168 King St E	Condo	2	2	7	\$875K	\$869K
17 April, 2016	320, 318 King St E	Condo	1	1	38	\$540K	\$532K
	811, 255 Richmond St E	Condo	1	1	2	\$345K	\$355K
	1403, 51 Trolley Cres	Condo	1	1	10	\$400K	\$395K
18 April, 2016	71 Seaton St	Semi-Detached	4	3	7	\$920K	\$961K
	530, 47 Lower River St	Condo	1	1	17	\$275K	\$274K

Data

Month, Day, Year of Sold Date	Address1	Property Type	Bedrooms	Washrooms	Days on the Market	List Price	Sold Price
18 April, 2016	Ph17, 320 Richmond St E	Condo	1	1	27	\$330K	\$321K
20 April, 2016	901, 205 Frederick St	Condo	1	1	1	\$405K	\$408K
21 April, 2016	603, 105 George St	Condo	1	1	12	\$355K	\$350K
	817, 510 King St E	Condo	2	2	0	\$557K	\$562K
	1202, 255 Richmond St	Condo	1	1	13	\$350K	\$354K
	S2207, 112 George St	Condo	1	1	3	\$525K	\$525K
22 April, 2016	305, 510 King St E	Condo	1	1	15	\$345K	\$340K
23 April, 2016	901, 323 Richmond St	Condo	1	1	10	\$348K	\$346K
24 April, 2016	516, 138 Princess St	Condo	1	1	6	\$519K	\$516K
25 April, 2016	204, 320 Richmond St E	Condo	1	1	18	\$412K	\$410K
	209, 510 King St E	Condo	1	1	19	\$349K	\$349K
	219, 365 Dundas St E	Condo	0	1	13	\$249K	\$265K
	505, 160 Frederick St	Condo	2	2	74	\$799K	\$749K
26 April, 2016	304, 320 Richmond St E	Condo	0	1	38	\$230K	\$215K
27 April, 2016	344 Berkeley St	Semi-Detached	3	3	8	\$1,190K	\$1,175K
	1604, 112 George St	Condo	2	2	6	\$850K	\$850K
	Ph11, 323 Richmond St E	Condo	1	1	48	\$390K	\$375K
28 April, 2016	828, 255 Richmond St	Condo	1	1	8	\$370K	\$377K
30 April, 2016	423, 320 Richmond St E	Condo	1	1	27	\$326K	\$321K
	502, 320 Richmond St E	Condo	1	1	14	\$325K	\$314K
	504, 39 Jarvis St	Condo	1	2	17	\$528K	\$525K
1 May, 2016	203, 80 Sherbourne St	Condo	1	1	12	\$549K	\$544K
2 May, 2016	2212, 400 Adelaide St E	Condo	1	1	10	\$430K	\$428K
4 May, 2016	202, 80 Sherbourne St	Condo	2	1	7	\$589K	\$589K
5 May, 2016	112 Seaton St	Townhouse	3	4	9	\$1,200K	\$1,313K
	113, 365 Dundas St E	Condo	1	1	52	\$459K	\$439K
	605, 320 Richmond St E	Condo	2	2	63	\$440K	\$418K
	703, 311 Richmond St E	Condo	2	2	2	\$535K	\$535K

Data

Month, Day, Year of Sold Date	Address1	Property Type	Bedrooms	Washrooms	Days on the Market	List Price	Sold Price
6 May, 2016	908, 109 Front St E	Condo	1	1	7	\$356K	\$351K
7 May, 2016	205, 549 King St E	Condo	1	1	5	\$300K	\$297K
	412, 90 Trinity St	Condo	1	1	31	\$419K	\$400K
	1319, 320 Richmond St E	Condo	1	1	18	\$399K	\$390K
8 May, 2016	74-74A Pembroke St	Detached	5	8	6	\$1,795K	\$1,768K
9 May, 2016	352, 313 Richmond St E	Condo	1	1	3	\$295K	\$280K
	912, 323 Richmond St E	Condo	2	2	6	\$465K	\$457K
10 May, 2016	402, 51 Trolley Cres N	Condo	1	1	41	\$320K	\$320K
11 May, 2016	326, 47 Lower River St	Condo	1	1	14	\$280K	\$278K
	505, 90 Trinity St	Condo	1	1	8	\$350K	\$348K
12 May, 2016	209, 39 Jarvis St	Condo	1	1	9	\$459K	\$457K
	508, 230 King St E	Condo	2	2	22	\$699K	\$690K
13 May, 2016	812, 400 Adelaide St E	Condo	1	1	24	\$425K	\$422K
	1143, 109 Front St E	Condo	2	2	4	\$620K	\$683K
	1402, 51 Trolley Cres	Condo	1	1	20	\$380K	\$375K
14 May, 2016	1408, 230 King St E	Condo	2	2	2	\$649K	\$751K
	#711, 90 Sumach St	Condo	1	1	3	\$729K	\$736K
15 May, 2016	907, 205 Frederick St	Condo	1	1	2	\$365K	\$370K
16 May, 2016	53 St Paul St	Townhouse	3	2	5	\$699K	\$741K
	607, 116 George St	Condo	1	1	6	\$420K	\$435K
17 May, 2016	15, 280 Sherbourne St	Townhouse	3	3	11	\$649K	\$645K
19 May, 2016	97 Trinity St	Townhouse	3	2	6	\$769K	\$805K
	704, 168 King St E	Condo	1	1	2	\$445K	\$443K
	1515, 230 King St E	Condo	2	2	8	\$540K	\$572K
20 May, 2016	116 Shuter St	Townhouse	7	3	10	\$1,100K	\$1,258K
	1206, 230 King St E	Condo	1	1	3	\$370K	\$365K
	S316, 112 George St	Condo	2	2	3	\$550K	\$545K
26 May, 2016	611, 320 Richmond St E	Condo	1	2	13	\$368K	\$383K

Data

Month, Day, Year of Sold Date	Address1	Property Type	Bedrooms	Washrooms	Days on the Market	List Price	Sold Price
26 May, 2016	Th104, 112 George St	Townhouse	2	2	0	\$800K	\$799K
27 May, 2016	921, 230 King St E	Condo	0	1	8	\$279K	\$280K
	1202, 51 Trolley Cres	Condo	1	1	18	\$359K	\$340K
	Th103, 52 Sumach St	Condo	1	1	16	\$319K	\$310K
28 May, 2016	301, 569 King St E	Condo	2	1	1	\$400K	\$450K
	609, 320 Richmond St E	Condo	1	2	4	\$385K	\$387K
	Ph607, 569 King St E	Condo	1	1	17	\$450K	\$431K
30 May, 2016	5-Jun, 465 King St E	Townhouse	2	4	28	\$870K	\$870K
	1111, 116 George St	Condo	1	1	24	\$379K	\$348K
31 May, 2016	109 Trinity St	Townhouse	2	2	7	\$729K	\$764K
	177 Seaton St	Townhouse	3	2	12	\$775K	\$793K
	391 Berkeley St	Detached	9	8	15	\$2,000K	\$2,000K
	#6, 280 Sherbourne St	Townhouse	3	3	14	\$680K	\$666K
1 June, 2016	9 Wilkins Ave	Townhouse	3	3	7	\$799K	\$905K
	1005, 51 Trolley Cres	Condo	2	2	13	\$508K	\$501K
2 June, 2016	217 Seaton St	Townhouse	2	2	9	\$899K	\$880K
	506, 400 Adelaide St E	Condo	2	2	7	\$530K	\$583K
3 June, 2016	1412, 51 Trolley Cres	Condo	0	1	36	\$220K	\$215K
4 June, 2016	510, 320 Richmond St E	Condo	1	1	15	\$450K	\$450K
	1069, 313 Richmond St E	Condo	2	1	1	\$450K	\$450K
7 June, 2016	94 Pembroke St	Townhouse	9	3	372	\$1,299K	\$1,299K
	96 Pembroke St	Townhouse	9	4	372	\$1,299K	\$1,299K
	99 Seaton St	Semi-Detached	3	3	10	\$925K	\$925K
	217, 318 King St E	Condo	1	1	41	\$450K	\$450K
	910, 400 Adelaide St E	Condo	1	2	14	\$435K	\$431K
	1722, 400 Adelaide St E	Condo	2	2	1	\$585K	\$573K
9 June, 2016	201, 569 King St E	Condo	1	1	14	\$379K	\$375K
	1217, 333 Adelaide St E	Condo	2	2	10	\$850K	\$920K

Data

Month, Day, Year of Sold Date	Address1	Property Type	Bedrooms	Washrooms	Days on the Market	List Price	Sold Price
9 June, 2016	Lph01, 320 Richmond St E	Condo	1	1	25	\$428K	\$420K
10 June, 2016	205, 320 Richmond St E	Condo	1	2	7	\$390K	\$388K
	517, 333 Adelaide St E	Condo	1	1	9	\$355K	\$355K
11 June, 2016	214, 510 King St E	Condo	2	2	4	\$545K	\$571K
	968, 313 Richmond St E	Condo	1	1	5	\$350K	\$340K
15 June, 2016	201, 400 Adelaide St E	Condo	2	2	21	\$449K	\$442K
	434, 47 Lower River St	Condo	1	1	41	\$410K	\$393K
	613, 138 Princess St	Condo	2	2	14	\$760K	\$780K
16 June, 2016	48 Pembroke St	Semi-Detached	5	4	3	\$1,399K	\$1,487K
	611, 510 King St E	Condo	2	2	2	\$630K	\$630K
	S424, 112 George St	Condo	1	1	21	\$525K	\$495K
17 June, 2016	271 Ontario St	Townhouse	4	4	28	\$750K	\$685K
	M02, 255 Richmond St E	Condo	1	1	22	\$349K	\$334K
18 June, 2016	201, 261 King St E	Condo	1	1	8	\$395K	\$395K
20 June, 2016	201, 393 King St E	Condo	2	2	3	\$539K	\$570K
	404, 333 Adelaide St E	Condo	1	1	46	\$340K	\$338K
	802, 311 Richmond St E	Condo	2	1	18	\$495K	\$485K
21 June, 2016	522, 323 Richmond St E	Condo	1	1	15	\$353K	\$353K
	528, 333 Adelaide St E	Condo	1	1	7	\$410K	\$421K
22 June, 2016	410, 569 King St E	Condo	1	1	9	\$398K	\$405K
	1404, 255 Richmond St E	Condo	2	1	20	\$550K	\$545K
23 June, 2016	353, 313 Richmond St E	Condo	1	1	15	\$349K	\$341K
24 June, 2016	309, 105 George St	Condo	1	1	7	\$489K	\$485K
	1702, 400 Adelaide St E	Condo	2	2	26	\$449K	\$438K
25 June, 2016	403, 51 Trolley Cres N	Condo	1	1	2	\$315K	\$315K
26 June, 2016	816, 32 Trolley Cres	Condo	2	2	5	\$599K	\$599K
27 June, 2016	209, 318 King St E	Condo	1	1	32	\$340K	\$325K
28 June, 2016	Ph 54, 313 Richmond St E	Condo	1	1	33	\$300K	\$295K

Data

Month, Day, Year of Sold Date	Address1	Property Type	Bedrooms	Washrooms	Days on the Market	List Price	Sold Price
30 June, 2016	1303, 51 Trolley Cres	Condo	1	1	6	\$405K	\$405K
2 July, 2016	263 Berkeley St	Detached	4	4	48	\$979K	\$970K
3 July, 2016	406, 261 King St E	Condo	1	2	33	\$775K	\$770K
4 July, 2016	813, 51 Trolley Cres	Condo	1	1	13	\$440K	\$456K
7 July, 2016	313, 323 Richmond St E	Condo	1	1	20	\$295K	\$290K
8 July, 2016	307, 80 Sherbourne St	Condo	1	1	10	\$500K	\$485K
9 July, 2016	409, 90 Trinity St	Condo	2	1	25	\$549K	\$510K
10 July, 2016	342 Berkeley St	Detached	5	3	19	\$1,465K	\$1,393K
	N1011, 116 George St	Condo	1	1	3	\$399K	\$395K
13 July, 2016	309, 230 King St E	Condo	1	1	34	\$399K	\$368K
	413, 323 Richmond St E	Condo	1	1	6	\$299K	\$295K
	532, 47 Lower River St	Condo	1	1	26	\$400K	\$388K
	621, 400 Adelaide St E	Condo	1	1	5	\$350K	\$345K
16 July, 2016	605, 261 King St E	Condo	1	2	5	\$725K	\$710K
	1407, 105 George St	Condo	1	2	6	\$435K	\$432K
17 July, 2016	302, 323 Richmond St E	Condo	0	1	11	\$259K	\$250K
19 July, 2016	39, 17 Pembroke St	Townhouse	3	2	6	\$500K	\$472K
	422, 230 King St E	Condo	2	1	12	\$470K	\$468K
	919, 400 Adelaide St E	Condo	1	1	14	\$399K	\$388K
	1402, 323 Richmond St E	Condo	1	1	7	\$350K	\$351K
	Ph16, 323 Richmond St E	Condo	1	1	7	\$320K	\$331K
20 July, 2016	441, 47 Lower River St	Condo	1	1	47	\$285K	\$275K
21 July, 2016	304, 569 King St E	Condo	1	1	8	\$250K	\$265K
	907, 160 Frederick St	Condo	2	3	13	\$1,180K	\$1,180K
23 July, 2016	405, 255 Richmond St E	Condo	1	1	4	\$330K	\$325K
25 July, 2016	807, 311 Richmond St E	Condo	0	1	18	\$255K	\$247K
	2206, 400 Adelaide St E	Condo	2	2	9	\$599K	\$595K
26 July, 2016	1266, 313 Richmond St E	Condo	2	2	5	\$485K	\$477K

Data

Month, Day, Year of Sold Date	Address1	Property Type	Bedrooms	Washrooms	Days on the Market	List Price	Sold Price
27 July, 2016	260 Milan St	Semi-Detached	3	2	44	\$699K	\$705K
	617, 323 Richmond St E	Condo	1	1	30	\$380K	\$375K
	1216, 323 Richmond St E	Condo	1	1	50	\$316K	\$306K
28 July, 2016	317 Ontario St	Townhouse	3	2	8	\$925K	\$1,050K
	328, 109 Front St E	Condo	1	2	6	\$435K	\$422K
	404, 255 Richmond St E	Condo	1	1	3	\$363K	\$365K
	Ph62, 313 Richmond St E	Condo	1	1	2	\$370K	\$390K
29 July, 2016	210, 400 Adelaide St E	Condo	1	2	28	\$450K	\$435K
	609, 39 Jarvis St	Condo	2	3	38	\$798K	\$798K
2 August, 2016	611, 51 Trolley Cres	Condo	1	1	48	\$309K	\$309K
3 August, 2016	139 George St	Townhouse	2	2	13	\$1,079K	\$1,085K
	814, 168 King St E	Condo	1	2	1	\$475K	\$498K
4 August, 2016	255 Seaton St	Semi-Detached	2	2	22	\$750K	\$750K
	1005, 205 Frederick St	Condo	2	2	2	\$859K	\$855K
5 August, 2016	4, 98 Trinity St	Condo	1	1	18	\$450K	\$455K
6 August, 2016	Ph10, 138 Princess St	Condo	2	3	18	\$1,600K	\$1,550K
8 August, 2016	1308, 105 George St	Condo	1	1	19	\$400K	\$398K
9 August, 2016	S501, 112 George St	Condo	1	1	18	\$415K	\$426K
11 August, 2016	619, 400 Adelaide St E	Condo	1	1	44	\$399K	\$378K
12 August, 2016	905, 320 Richmond St E	Condo	1	2	9	\$420K	\$392K
	1210, 333 Adelaide St E	Condo	2	2	4	\$665K	\$665K
13 August, 2016	503, 105 George St	Condo	1	1	1	\$359K	\$355K
	1014, 400 Adelaide St E	Condo	1	1	56	\$375K	\$373K
15 August, 2016	161 Parliament St	Detached	6	3	73	\$1,000K	\$1,000K
16 August, 2016	1313, 320 Richmond St	Condo	1	2	25	\$370K	\$375K
	1902, 105 George St	Condo	1	1	36	\$410K	\$400K
17 August, 2016	1203, 168 King St E	Condo	1	1	36	\$399K	\$395K
	1413, 323 Richmond St E	Condo	1	1	15	\$340K	\$345K

Data

Month, Day, Year of Sold Date	Address1	Property Type	Bedrooms	Washrooms	Days on the Market	List Price	Sold Price
18 August, 2016	601, 51 Trolley Cres	Condo	1	1	56	\$360K	\$350K
	810, 105 George St	Condo	1	2	9	\$549K	\$549K
	1309, 320 Richmond St E	Condo	1	1	15	\$380K	\$380K
19 August, 2016	410, 510 King St E	Condo	1	1	3	\$519K	\$519K
	1306, 318 King St E	Condo	2	2	20	\$649K	\$635K
20 August, 2016	416, 255 Richmond St E	Condo	1	1	1	\$379K	\$379K
	1114, 320 Richmond St E	Condo	2	2	65	\$515K	\$505K
22 August, 2016	211, 510 King St E	Condo	2	2	18	\$730K	\$751K
23 August, 2016	1115, 318 King St E	Condo	1	1	5	\$520K	\$513K
	Ph 55, 313 Richmond St E	Condo	1	1	6	\$380K	\$371K
24 August, 2016	208, 80 Sherbourne St	Condo	2	1	1	\$570K	\$615K
25 August, 2016	403, 105 George St	Condo	1	1	30	\$355K	\$355K
	1202, 333 Adelaide St E	Condo	2	2	8	\$900K	\$875K
27 August, 2016	554, 313 Richmond St E	Condo	1	1	17	\$310K	\$305K
	818, 323 Richmond St E	Condo	2	2	53	\$550K	\$548K
28 August, 2016	429, 255 Richmond St E	Condo	1	1	19	\$399K	\$400K
29 August, 2016	204, 311 Richmond St E	Condo	1	1	24	\$350K	\$361K
	Th 108, 116 George St	Townhouse	3	3	5	\$875K	\$902K
	Uph13, 320 Richmond St E	Condo	2	2	12	\$490K	\$511K
31 August, 2016	710, 400 Adelaide St E	Condo	1	2	2	\$408K	\$410K
	1017, 320 Richmond St E	Condo	1	1	34	\$390K	\$373K
	Ph3, 311 Richmond St E	Condo	2	2	9	\$569K	\$581K
3 September, 2016	1207, 400 Adelaide St E	Condo	1	1	24	\$399K	\$405K
6 September, 2016	420, 230 King St E	Condo	1	1	0	\$380K	\$373K
9 September, 2016	Locker, 318 King St E	Other		0	88	\$4K	\$4K
10 September, 2016	1407, 318 King St E	Condo	1	1	2	\$530K	\$542K
12 September, 2016	303, 320 Richmond St E	Condo	1	2	47	\$400K	\$380K
	1110, 318 King St E	Condo	1	1	1	\$490K	\$525K

Data

Month, Day, Year of Sold Date	Address1	Property Type	Bedrooms	Washrooms	Days on the Market	List Price	Sold Price
13 September, 2016	Ph301, 287 Richmond St E	Condo	1	2	1	\$799K	\$850K
14 September, 2016	845, 109 Front St E	Condo	2	2	14	\$650K	\$647K
	955, 313 Richmond St E	Condo	1	1	8	\$379K	\$410K
	1206, 51 Trolley Cres	Condo	1	1	35	\$339K	\$335K
15 September, 2016	534, 47 Lower River St	Condo	1	1	31	\$400K	\$388K
19 September, 2016	12, 150 George St	Townhouse	3	3	4	\$729K	\$810K
	209, 569 King St E	Condo	1	1	5	\$450K	\$445K
20 September, 2016	255 Ontario St	Townhouse	3	2	6	\$600K	\$857K
21 September, 2016	316, 510 King St E	Condo	2	2	0	\$549K	\$580K
	601, 569 King St E	Condo	2	1	6	\$420K	\$457K
	606, 138 Princess St	Condo	1	1	1	\$420K	\$429K
	606, 400 Adelaide St E	Condo	2	2	26	\$599K	\$584K
23 September, 2016	259 Seaton St	Townhouse	3	3	22	\$1,150K	\$1,050K
	1411, 255 Richmond St E	Condo	0	1	0	\$235K	\$246K
26 September, 2016	65 Berkeley St	Townhouse	2	2	13	\$800K	\$800K
	207, 255 Richmond St E	Condo	2	2	4	\$509K	\$580K
	406, 426 Queen St E	Condo	1	1	16	\$425K	\$425K
	Ph 504, 52 Sumach St	Condo	2	2	17	\$900K	\$925K
27 September, 2016	40 Bright St	Townhouse	2	1	7	\$849K	\$875K
28 September, 2016	370 Dundas St E	Townhouse	6	5	22	\$848K	\$750K
	524, 51 Trolley Cres	Condo	1	1	96	\$315K	\$310K
29 September, 2016	303, 261 King St E	Condo	1	1	8	\$519K	\$525K
30 September, 2016	609, 330 Adelaide St E	Condo	2	1	10	\$449K	\$449K
3 October, 2016	1514, 320 Richmond St E	Condo	2	2	16	\$460K	\$447K
4 October, 2016	303, 138 Princess St	Condo	1	1	4	\$416K	\$440K
	517, 32 Trolley Cres	Condo	1	1	81	\$419K	\$410K
	Ph 2, 135 George St S	Condo	2	2	1	\$889K	\$1,080K
5 October, 2016	912, 230 King St E	Condo	1	1	11	\$416K	\$400K

Data

Month, Day, Year of Sold Date	Address1	Property Type	Bedrooms	Washrooms	Days on the Market	List Price	Sold Price
6 October, 2016	402, 320 Richmond St	Condo	1	1	2	\$360K	\$360K
	721, 109 Front St E	Condo	1	1	3	\$360K	\$355K
	1215, 105 George St N	Condo	1	1	3	\$370K	\$370K
7 October, 2016	218, 318 King St E	Condo	1	1	0	\$595K	\$598K
	401, 90 Trinity St	Condo	1	1	2	\$475K	\$475K
	N303, 116 George St	Condo	1	1	9	\$500K	\$495K
9 October, 2016	401, 261 King St E	Condo	1	2	4	\$650K	\$640K
12 October, 2016	108, 365 Dundas St E	Condo	1	1	29	\$675K	\$640K
	617, 230 King St E	Condo	1	1	5	\$415K	\$445K
	709, 51 Trolley Cres	Condo	1	1	16	\$440K	\$435K
13 October, 2016	405, 261 King St E	Condo	3	2	2	\$1,349K	\$1,349K
	707, 39 Jarvis St	Condo	2	2	2	\$525K	\$605K
	1004, 205 Frederick St	Condo	1	1	1	\$409K	\$411K
	1104, 323 Richmond St E	Condo	1	1	1	\$390K	\$400K
	S-1004, 112 George St	Condo	2	2	2	\$850K	\$875K
14 October, 2016	1002, 318 King St E	Condo	1	2	7	\$630K	\$630K
	1113, 255 Richmond St E	Condo	1	1	23	\$439K	\$439K
	1806, 105 George St	Condo	1	2	27	\$449K	\$440K
15 October, 2016	9, 38 St.Lawrence St	Townhouse	4	2	4	\$400K	\$531K
18 October, 2016	402, 323 Richmond St E	Condo	1	1	54	\$320K	\$312K
	605, 318 King St E	Condo	1	1	0	\$379K	\$405K
	909, 318 King St E	Condo	1	1	6	\$429K	\$518K
19 October, 2016	515, 320 Richmond St E	Condo	2	2	42	\$492K	\$485K
	1307, 318 King St E	Condo	1	1	8	\$479K	\$545K
	1412, 333 Adelaide St E	Condo	2	3	1	\$1,049K	\$1,210K
20 October, 2016	313, 90 Sumach St S	Condo	2	1	9	\$930K	\$910K
21 October, 2016	361, 313 Richmond St E	Condo	2	2	3	\$520K	\$510K
	1117, 320 Richmond St E	Condo	1	1	21	\$364K	\$356K

Data

Month, Day, Year of Sold Date	Address1	Property Type	Bedrooms	Washrooms	Days on the Market	List Price	Sold Price
22 October, 2016	408, 549 King St E	Condo	1	1	11	\$320K	\$310K
24 October, 2016	701, 168 King St E	Condo	1	1	6	\$475K	\$468K
25 October, 2016	403, 569 King St E	Condo	1	1	8	\$280K	\$275K
26 October, 2016	407, 180 Frederick St	Condo	1	1	8	\$589K	\$703K
27 October, 2016	134 Shuter St	Townhouse	3	4	1	\$1,538K	\$1,460K
	1401, 318 King St E	Condo	1	1	20	\$439K	\$425K
28 October, 2016	1214, 105 George St	Condo	1	1	24	\$355K	\$340K
30 October, 2016	613, 51 Trolley Cres	Condo	1	1	58	\$485K	\$470K
31 October, 2016	531, 47 Lower River St	Condo	1	1	19	\$280K	\$275K
1 November, 2016	108, 510 King St E	Condo	1	1	33	\$535K	\$529K
	419, 333 Adelaide St E	Condo	1	1	4	\$365K	\$358K
	907, 138 Princess St	Condo	1	2	0	\$690K	\$701K
2 November, 2016	1004, 318 King St E	Condo	2	2	20	\$770K	\$745K
3 November, 2016	50 Pembroke St	Semi-Detached	7	3	1	\$1,399K	\$1,560K
	616, 400 Adelaide St E	Condo	1	2	6	\$400K	\$428K
4 November, 2016	509, 330 Adelaide St E	Condo	1	1	2	\$429K	\$439K
	1213, 32 Trolley Cres	Condo	1	1	32	\$500K	\$485K
6 November, 2016	2, 103 Pembroke St	Condo	2	3	18	\$749K	\$729K
9 November, 2016	1019, 320 Richmond St E	Condo	1	1	6	\$410K	\$395K
10 November, 2016	305, 549 King St E	Condo	1	1	16	\$289K	\$289K
	1303, 105 George St	Condo	1	1	14	\$380K	\$380K
11 November, 2016	301, 90 Sherbourne St	Condo	2	2	8	\$689K	\$695K
	1910, 105 George St	Condo	1	2	22	\$550K	\$546K
	2003, 105 George St	Condo	1	1	1	\$389K	\$393K
	Ph08, 138 Princess St	Condo	2	2	3	\$698K	\$675K
12 November, 2016	301, 52 Sumach St	Condo	1	1	2	\$480K	\$491K
	S0732, 112 George St	Condo	2	2	19	\$669K	\$655K
13 November, 2016	1306, 320 Richmond St E	Condo	1	1	58	\$429K	\$400K

Data

Month, Day, Year of Sold Date	Address1	Property Type	Bedrooms	Washrooms	Days on the Market	List Price	Sold Price
15 November, 2016	711, 318 King St E	Condo	1	1	11	\$359K	\$360K
17 November, 2016	Ph3, 32 Trolley Cres	Condo	2	3	8	\$1,289K	\$1,250K
18 November, 2016	507, 400 Adelaide St E	Condo	1	1	8	\$359K	\$365K
19 November, 2016	407, 320 Richmond St E	Condo	1	2	2	\$539K	\$539K
20 November, 2016	Unit 6, 38 St.Lawrence St	Townhouse	4	2	4	\$485K	\$582K
21 November, 2016	503, 549 King St E	Condo	2	2	3	\$700K	\$684K
22 November, 2016	19 Sydenham St	Townhouse	3	2	12	\$710K	\$668K
	4203, 295 Adelaide St W	Condo	1	1	14	\$488K	\$488K
	Th107, 116 George St	Townhouse	2	2	1	\$789K	\$825K
24 November, 2016	1306, 105 George St	Condo	1	2	10	\$455K	\$455K
26 November, 2016	30, 325 Jarvis St	Townhouse	2	1	23	\$459K	\$450K
27 November, 2016	1403, 255 Richmond St E	Condo	1	1	9	\$320K	\$378K
28 November, 2016	208, 569 King St E	Condo	1	1	10	\$530K	\$533K
	903, 400 Adelaide St E	Condo	1	1	27	\$449K	\$443K
	1009, 318 King St E	Condo	1	1	5	\$529K	\$595K
	1205, 105 George St	Condo	2	2	53	\$618K	\$610K
1 December, 2016	Th110, 116 George St	Townhouse	2	2	31	\$850K	\$835K
2 December, 2016	1512, 230 King St E	Condo	1	1	29	\$379K	\$373K
4 December, 2016	1105, 105 George St	Condo	2	2	3	\$618K	\$612K
	Ph5, 255 Richmond St E	Condo	1	1	11	\$500K	\$491K
5 December, 2016	622, 400 Adelaide St E	Condo	2	2	21	\$568K	\$560K
6 December, 2016	408, 39 Jarvis St	Condo	1	1	5	\$498K	\$550K
	416, 510 King St St E	Condo	1	1	13	\$450K	\$463K
	811, 105 George St	Condo	2	2	27	\$549K	\$540K
7 December, 2016	202, 90 Sherbourne St	Condo	1	1	11	\$800K	\$800K
8 December, 2016	808, 320 Richmond St	Condo	1	2	1	\$430K	\$425K
	1001, 205 Frederick St	Condo	1	1	28	\$469K	\$455K
	1105, 32 Trolley Cres	Condo	1	1	105	\$549K	\$525K

Data

Month, Day, Year of Sold Date	Address1	Property Type	Bedrooms	Washrooms	Days on the Market	List Price	Sold Price
16 December, 2016	403, 320 Richmond St	Condo	1	2	16	\$360K	\$355K
17 December, 2016	201, 318 King St E	Condo	1	1	1	\$295K	\$290K
19 December, 2016	318, 51 Trolley Cres	Condo	1	1	67	\$325K	\$317K
21 December, 2016	922, 230 King St E	Condo	2	1	9	\$425K	\$507K
29 December, 2016	S1108, 112 George St	Condo	1	1	10	\$445K	\$447K
12 January, 2017	222, 323 Richmond St E	Condo	0	1	2	\$250K	\$250K
	1114, 105 George St	Condo	1	1	3	\$360K	\$363K
	1316, 320 Richmond St E	Condo	1	1	5	\$340K	\$338K
14 January, 2017	Ph06, 383 Adelaide St	Condo	1	2	3	\$789K	\$955K
16 January, 2017	423, 510 King St E	Condo	2	2	46	\$650K	\$640K
18 January, 2017	396-400 Dundas St E	Townhouse	1	18	147	\$3,600K	\$3,200K
	406, 549 King St E	Condo	1	1	2	\$325K	\$365K
20 January, 2017	620, 400 Adelaide St E	Condo	1	2	1	\$449K	\$449K
	1006, 105 George St	Condo	1	2	53	\$458K	\$458K
26 January, 2017	902, 220 George St	Condo	1	3	104	\$785K	\$840K
27 January, 2017	202, 549 King St E	Condo	1	1	3	\$420K	\$471K
30 January, 2017	607, 549 King St E	Condo	2	2	11	\$700K	\$705K
31 January, 2017	205, 80 Sherbourne St	Condo	2	1	6	\$590K	\$740K
	706, 318 King St E	Condo	1	1	0	\$449K	\$460K
	1202, 168 King St E	Condo	1	1	7	\$599K	\$590K
2 February, 2017	304, 168 King St E	Condo	1	2	8	\$700K	\$730K
	1607, 105 George St	Condo	1	2	64	\$495K	\$490K
3 February, 2017	103, 80 Sherbourne St	Condo	2	2	1	\$760K	\$870K
	201, 160 Frederick St	Condo	2	3	3	\$829K	\$979K
5 February, 2017	9, 38 St. Lawrence St	Townhouse	4	2	4	\$575K	\$776K
6 February, 2017	415, 255 Richmond St E	Condo	1	1	5	\$359K	\$388K
	1016, 320 Richmond St E	Condo	1	1	17	\$340K	\$354K
7 February, 2017	231 Ontario St	Semi-Detached	2	2	1	\$799K	\$861K

Data

Month, Day, Year of Sold Date	Address1	Property Type	Bedrooms	Washrooms	Days on the Market	List Price	Sold Price
7 February, 2017	1412, 230 King St E	Condo	1	1	1	\$379K	\$405K
8 February, 2017	1105, 318 King St E	Condo	1	1	21	\$548K	\$552K
9 February, 2017	1106, 51 Trolley Cres	Condo	1	1	21	\$394K	\$392K
10 February, 2017	517, 320 Richmond St E	Condo	1	1	17	\$350K	\$335K
	1707, 105 George St	Condo	1	2	7	\$498K	\$490K
	1908, 400 Adelaide St E	Condo	1	2	7	\$450K	\$485K
	Lph7, 105 George St	Condo	2	2	99	\$728K	\$700K
13 February, 2017	301, 80 Sherbourne St	Condo	1	1	5	\$579K	\$711K
	438, 47 Lower River St	Condo	1	1	11	\$284K	\$284K
	1402, 105 George St	Condo	1	1	5	\$438K	\$438K
14 February, 2017	1511, 105 George St	Condo	2	2	6	\$579K	\$587K
15 February, 2017	268 Seaton St	Townhouse	3	2	6	\$888K	\$1,282K
16 February, 2017	302, 311 Richmond St E	Condo	2	1	7	\$479K	\$492K
	754, 313 Richmond St E	Condo	1	1	6	\$350K	\$340K
19 February, 2017	1114, 109 Front St E	Condo	1	2	5	\$489K	\$508K
20 February, 2017	716, 400 Adelaide St E	Condo	1	2	4	\$459K	\$576K
22 February, 2017	2A, 323 Queen St E	Other	1	1	1	\$343K	\$351K
24 February, 2017	301, 311 Richmond St E	Condo	1	1	8	\$350K	\$380K
	459 Queen St E	Townhouse	2	3	3	\$1,150K	\$1,155K
	1513, 255 Richmond St E	Condo	1	1	9	\$450K	\$450K
25 February, 2017	729, 333 Adelaide St E	Condo	1	1	86	\$390K	\$380K
28 February, 2017	2, 189 Queen St	Condo	1	2	7	\$750K	\$904K
1 March, 2017	404, 261 King St E	Condo	2	2	14	\$1,175K	\$1,418K
2 March, 2017	606, 105 George St	Condo	1	2	31	\$469K	\$465K
	1915, 105 George St	Condo	1	1	1	\$410K	\$410K
3 March, 2017	207, 320 Richmond St	Condo	1	2	0	\$475K	\$475K
	Ph302, 287 Richmond St E	Condo	1	2	2	\$849K	\$981K
	Sph203, 112 George St	Condo	2	2	4	\$1,088K	\$1,200K

Data

Month, Day, Year of Sold Date	Address1	Property Type	Bedrooms	Washrooms	Days on the Market	List Price	Sold Price
4 March, 2017	1310, 51 Trolley Cres	Condo	1	1	19	\$458K	\$435K
6 March, 2017	401, 549 King St E	Condo	1	1	4	\$470K	\$550K
7 March, 2017	323, 109 Front St E	Condo	1	1	8	\$370K	\$507K
8 March, 2017	2B, 323 Queen St E	Other	2	1	5	\$439K	\$535K
	104, 90 Sherbourne St	Condo	1	1	37	\$599K	\$599K
	801, 400 Adelaide St E	Condo	2	2	50	\$539K	\$500K
	802, 51 Trolley Cres	Condo	1	1	9	\$360K	\$426K
9 March, 2017	301, 138 Princess St	Condo	1	2	1	\$679K	\$780K
	1102, 220 George St	Condo	1	3	31	\$899K	\$825K
	S804, 112 George St	Condo	1	1	2	\$489K	\$530K
12 March, 2017	821, 320 Richmond Street St E	Condo	1	1	3	\$395K	\$430K
13 March, 2017	215A Seaton St	Townhouse	3	2	11	\$949K	\$951K
	Ph2, 318 King St E	Condo	2	2	5	\$2,150K	\$2,150K
14 March, 2017	1215, 32 Trolley Cres	Condo	1	1	1	\$320K	\$370K
15 March, 2017	731, 333 Adelaide St E	Condo	1	2	12	\$640K	\$625K
16 March, 2017	701, 220 George St	Condo	2	3	37	\$839K	\$894K
17 March, 2017	149 Seaton St	Townhouse	4	5	13	\$1,488K	\$1,402K
18 March, 2017	205, 261 King St E	Condo	1	1	1	\$750K	\$775K
19 March, 2017	1102, 318 King St E	Condo	1	2	3	\$625K	\$700K
20 March, 2017	173 Carlton St	Townhouse	5	2	16	\$1,499K	\$1,499K
	416, 320 Richmond St E	Condo	2	2	18	\$535K	\$530K
	507, 105 George St	Condo	1	2	22	\$489K	\$505K
	2007, 105 George St	Condo	1	2	3	\$498K	\$500K
	S1201, 112 George St	Condo	1	1	8	\$500K	\$561K
21 March, 2017	521, 109 Front St E	Condo	1	2	9	\$558K	\$614K
	604, 318 King St E	Condo	2	2	4	\$860K	\$930K
	608, 39 Jarvis St	Condo	3	4	6	\$1,798K	\$1,710K
	816, 400 Adelaide St E	Condo	1	2	7	\$460K	\$530K

Data

Month, Day, Year of Sold Date	Address1	Property Type	Bedrooms	Washrooms	Days on the Market	List Price	Sold Price
22 March, 2017	107, 365 Dundas St E	Condo	2	1	11	\$549K	\$661K
	822, 109 Front St E	Condo	1	1	8	\$379K	\$492K
23 March, 2017	1012, 109 Front St E	Condo	1	1	8	\$359K	\$488K
	1105, 138 Princess St	Condo	2	2	3	\$680K	\$770K
	Lph21, 320 Richmond St	Condo	1	1	9	\$485K	\$515K
24 March, 2017	301, 220 George St	Condo	1	1	27	\$439K	\$439K
	703, 220 George St	Condo	2	3	45	\$809K	\$868K
26 March, 2017	525, 51 Trolley Cres	Condo	0	1	1	\$249K	\$295K
27 March, 2017	724, 51 Trolley Cres	Condo	1	1	17	\$429K	\$409K
	907, 105 George St	Condo	1	2	2	\$505K	\$515K
	916, 51 Trolley Cres	Condo	1	1	18	\$335K	\$372K
28 March, 2017	354, 313 Richmond St E	Condo	1	1	0	\$359K	\$420K
	368, 313 Richmond St E	Condo	1	1	0	\$400K	\$480K
	506, 549 King St	Condo	1	1	6	\$490K	\$636K
	605, 109 Front St E	Condo	2	2	7	\$700K	\$710K
	623, 51 Trolley Cres	Condo	1	1	5	\$379K	\$406K
	1008, 138 Princess St	Condo	3	2	4	\$1,300K	\$1,325K
	1202, 318 King St E	Condo	1	2	1	\$625K	\$710K
29 March, 2017	1405, 320 Richmond St E	Condo	1	1	5	\$400K	\$510K
	212, 90 Trinity St	Condo	1	1	6	\$449K	\$550K
	322, 51 Trolley Cres	Condo	1	1	9	\$349K	\$365K
30 March, 2017	101, 52 Sumach St	Condo	1	1	3	\$539K	\$600K
	702, 220 George St	Condo	1	3	51	\$789K	\$848K
31 March, 2017	141 George St	Townhouse	3	2	11	\$1,099K	\$1,020K
2 April, 2017	218, 318 King St E	Condo	1	1	5	\$675K	\$755K
3 April, 2017	440, 47 Lower River St	Condo	1	1	6	\$299K	\$351K
4 April, 2017	207, 160 Frederick St	Condo	2	3	48	\$1,195K	\$1,132K
	507 Queen St E	Townhouse	2	2	14	\$988K	\$988K

Data

Month, Day, Year of Sold Date	Address1	Property Type	Bedrooms	Washrooms	Days on the Market	List Price	Sold Price
4 April, 2017	603, 549 King St E	Condo	2	2	6	\$700K	\$899K
	1011, 105 George St	Condo	2	2	1	\$630K	\$670K
	1108, 116 George St	Condo	1	1	8	\$450K	\$556K
	P3 #26, 112 George St	Other		0	126	\$28K	\$27K
5 April, 2017	49 Sumach St	Detached	3	3	8	\$1,875K	\$2,328K
	308, 569 King St E	Condo	1	1	6	\$579K	\$662K
	330, 510 King St E	Condo	2	2	0	\$630K	\$650K
	403, 318 King St E	Condo	1	1	7	\$438K	\$605K
	504, 90 Trinity St	Condo	1	1	12	\$400K	\$420K
	826, 255 Richmond St	Condo	1	1	2	\$390K	\$526K
	Ph 10, 32 Trolley Cres	Condo	2	2	2	\$1,199K	\$1,424K
6 April, 2017	364 King St E	Other	1	3	118	\$1,849K	\$1,790K
9 April, 2017	1009, 51 Trolley Cres	Condo	1	2	3	\$800K	\$799K
10 April, 2017	250 Shuter St	Townhouse	2	1	11	\$499K	\$490K
	623, 320 Richmond St E	Condo	1	1	18	\$455K	\$445K
	1002, 168 King St E	Condo	1	1	4	\$500K	\$531K
11 April, 2017	379 Ontario St	Townhouse	4	2	8	\$749K	\$920K
	401, 330 Adelaide St E	Condo	2	2	7	\$559K	\$676K
	415, 39 Jarvis St	Condo	2	2	8	\$759K	\$768K
	710, 138 Princess St	Condo	1	1	5	\$599K	\$692K
12 April, 2017	302, 549 King St E	Condo	1	1	7	\$479K	\$534K
13 April, 2017	510, 109 Front St E	Condo	2	2	7	\$539K	\$677K
17 April, 2017	503, 52 Sumach St	Condo	1	1	0	\$479K	\$550K
	806, 400 Adelaide St E	Condo	2	2	3	\$700K	\$788K
18 April, 2017	410, 320 Richmond St	Condo	1	1	1	\$430K	\$550K
	1711, 320 Richmond St E	Condo	1	1	5	\$419K	\$573K
19 April, 2017	177 Seaton St	Townhouse	3	3	13	\$900K	\$1,210K
20 April, 2017	812, 400 Adelaide St E	Condo	1	1	2	\$460K	\$500K

Data

Month, Day, Year of Sold Date	Address1	Property Type	Bedrooms	Washrooms	Days on the Market	List Price	Sold Price
21 April, 2017	521, 400 Adelaide St E	Condo	1	1	3	\$449K	\$469K
22 April, 2017	307, 90 Sherbourne St	Condo	1	2	5	\$1,089K	\$1,020K
	404, 52 Sumach St	Condo	1	1	3	\$490K	\$602K
23 April, 2017	1109, 138 Princess St	Condo	1	2	11	\$749K	\$740K
24 April, 2017	810, 510 King St E	Condo	2	2	6	\$619K	\$757K
	1014, 109 Front St E	Condo	1	2	14	\$489K	\$635K
25 April, 2017	103, 90 Sherbourne St	Condo	1	1	8	\$590K	\$661K
	210, 230 King St E	Condo	0	1	7	\$300K	\$335K
	301, 230 King St E	Condo	1	1	7	\$389K	\$433K
	412, 255 Richmond St E	Condo	1	1	5	\$388K	\$536K
	526, 333 Adelaide St E	Condo	1	1	36	\$430K	\$410K
	631, 109 Front St E	Condo	2	2	6	\$649K	\$656K
28 April, 2017	9B Gilead Pl	Townhouse	3	3	1	\$1,395K	\$1,395K
	819, 323 Richmond Street E St	Condo	1	1	14	\$350K	\$405K
29 April, 2017	410, 90 Trinity St	Condo	2	2	11	\$600K	\$600K
	714, 105 George St	Condo	1	1	10	\$370K	\$400K
30 April, 2017	210, 39 Jarvis St	Condo	1	1	11	\$530K	\$525K
	355, 313 Richmond St E	Condo	1	1	3	\$399K	\$460K
	708, 333 Adelaide St E	Condo	1	1	5	\$399K	\$430K
1 May, 2017	313, 320 Richmond St E	Condo	1	2	19	\$499K	\$510K
	1907, 400 Adelaide St E	Condo	1	1	10	\$389K	\$491K
	Ph631, 47 Lower River St	Condo	1	2	0	\$680K	\$780K
2 May, 2017	420, 218 King St E	Condo	1	1	13	\$400K	\$420K
	524, 510 King St E	Condo	2	2	8	\$650K	\$730K
	721, 400 Adelaide St E	Condo	1	1	6	\$448K	\$470K
	811, 109 Front St E	Condo	2	2	6	\$650K	\$746K
3 May, 2017	305, 393 King St E	Condo	2	2	1	\$550K	\$710K
	419, 510 King St E	Condo	1	1	6	\$369K	\$370K

Data

Month, Day, Year of Sold Date	Address1	Property Type	Bedrooms	Washrooms	Days on the Market	List Price	Sold Price
3 May, 2017	812, 510 King St E	Condo	1	1	0	\$549K	\$685K
	1026, 333 Adelaide St E	Condo	1	1	8	\$450K	\$480K
	1101, 116 George St	Condo	1	1	12	\$410K	\$417K
4 May, 2017	208, 52 Sumach St	Condo	1	1	2	\$489K	\$525K
	447, 109 Front St E	Condo	1	1	8	\$399K	\$441K
	610, 90 Trinity St	Condo	1	1	1	\$530K	\$600K
	818, 510 King St E	Condo	1	1	1	\$389K	\$501K
	1025, 32 Trolley Cres	Condo	2	2	8	\$895K	\$815K
5 May, 2017	31 Sackville St	Townhouse	3	2	2	\$879K	\$825K
	304, 330 Adelaide St E	Condo	1	1	0	\$395K	\$466K
	513, 318 King St E	Condo	0	1	1	\$300K	\$350K
	S202, 112 George St	Condo	0	1	2	\$375K	\$435K
7 May, 2017	S402, 112 George St	Condo	1	1	11	\$449K	\$475K
8 May, 2017	619, 230 King St E	Condo	2	2	5	\$560K	\$560K
	1402, 255 Richmond St E	Condo	1	1	6	\$369K	\$461K
9 May, 2017	423, 230 King St E	Condo	1	1	7	\$399K	\$517K
	703, 510 King St E	Condo	1	1	0	\$498K	\$632K
	Ph-4, 105 George St	Condo	3	2	14	\$875K	\$875K
10 May, 2017	106, 52 Sumach St W	Condo	1	1	6	\$430K	\$460K
	312, 510 King St E	Condo	2	2	1	\$649K	\$800K
	723, 510 King St E	Condo	1	1	1	\$489K	\$615K
	1405, 333 Adelaide St E	Condo	2	2	12	\$995K	\$940K
11 May, 2017	514, 39 Jarvis St	Condo	1	1	1	\$549K	\$580K
	518, 400 Adelaide St E	Condo	1	1	8	\$449K	\$490K
12 May, 2017	616, 109 Front St E	Condo	2	2	7	\$679K	\$710K
	628, 112 George St	Condo	2	2	2	\$750K	\$782K
	1213, 323 Richmond St E	Condo	1	1	2	\$369K	\$430K
	1512, 255 Richmond St E	Townhouse	1	1	3	\$459K	\$535K

Data

Month, Day, Year of Sold Date	Address1	Property Type	Bedrooms	Washrooms	Days on the Market	List Price	Sold Price
13 May, 2017	530, 333 Adelaide St	Condo	1	1	5	\$399K	\$413K
14 May, 2017	19 Bright St	Townhouse	3	3	18	\$2,198K	\$1,950K
15 May, 2017	306, 569 King St E	Condo	1	1	5	\$550K	\$630K
	1403, 105 George St	Condo	1	1	25	\$415K	\$413K
16 May, 2017	265 Milan St	Townhouse	2	2	5	\$879K	\$910K
	714, 323 Richmond St E	Condo	1	1	7	\$359K	\$375K
	901, 333 Adelaide St E	Condo	2	2	6	\$749K	\$865K
	902, 400 Adelaide St E	Condo	1	2	22	\$480K	\$570K
17 May, 2017	105 Seaton St	Semi-Detached	2	3	8	\$799K	\$815K
	619, 51 Trolley Cres	Condo	1	1	8	\$379K	\$416K
	1001, 400 Adelaide St E	Condo	1	2	6	\$500K	\$564K
	S1207, 112 George St	Condo	1	1	5	\$499K	\$575K
18 May, 2017	211 Berkeley St	Semi-Detached	3	4	8	\$1,299K	\$1,386K
19 May, 2017	13A, 17 Pembroke St	Townhouse	3	2	9	\$650K	\$710K
	309, 549 King St E	Condo	1	1	23	\$450K	\$445K
	313, 109 Front St E	Condo	2	1	8	\$495K	\$495K
	314 N, 116 George St	Condo	2	2	4	\$649K	\$735K
	301, 510 King St E	Condo	1	1	1	\$590K	\$620K
22 May, 2017	409, 105 George St	Condo	1	1	6	\$429K	\$445K
23 May, 2017	406, 320 Richmond St E	Condo	1	2	13	\$440K	\$443K
	S540, 112 George St	Condo	1	1	25	\$500K	\$570K
24 May, 2017	712, 109 Front St E	Condo	1	1	7	\$460K	\$445K
	1002, 51 Trolley Cres E	Condo	1	1	5	\$399K	\$420K
	1115, 32 Trolley Cres	Condo	1	1	6	\$379K	\$378K
25 May, 2017	317, 39 Jarvis St	Condo	2	2	22	\$600K	\$596K
	712, 318 King St E	Condo	1	1	2	\$300K	\$375K
29 May, 2017	Ph 5, 135 George St S	Condo	2	2	6	\$949K	\$1,100K
30 May, 2017	1101, 109 Front St E	Condo	2	2	13	\$599K	\$580K

Data

Month, Day, Year of Sold Date	Address1	Property Type	Bedrooms	Washrooms	Days on the Market	List Price	Sold Price
30 May, 2017	Th6, 150 George St	Townhouse	3	3	7	\$880K	\$995K
31 May, 2017	403, 168 King St E	Condo	1	1	13	\$549K	\$544K
	509, 109 Front St E	Condo	1	1	13	\$459K	\$459K
	606, 51 Trolley Cres	Condo	1	1	8	\$389K	\$379K
1 June, 2017	532, 333 Adelaide St E	Condo	1	1	1	\$495K	\$530K
2 June, 2017	722, 400 Adelaide St E	Condo	2	2	10	\$650K	\$680K
5 June, 2017	310, 105 George St	Condo	2	2	6	\$600K	\$685K
	362 Ontario St	Semi-Detached	4	3	6	\$1,295K	\$1,480K
	707, 330 Adelaide St E	Condo	2	2	5	\$649K	\$781K
	817, 109 Front St E	Condo	2	2	27	\$590K	\$568K
6 June, 2017	202, 255 Richmond St E	Condo	1	1	4	\$430K	\$445K
	710, 333 Adelaide St E	Condo	1	1	0	\$438K	\$430K
	Lp-16, 320 Richmond St E	Condo	1	1	7	\$400K	\$455K
7 June, 2017	203, 330 Adelaide St E	Condo	1	1	8	\$485K	\$470K
	2303, 400 Adelaide St E	Condo	1	1	14	\$449K	\$500K
8 June, 2017	301, 393 King St E	Condo	2	2	7	\$688K	\$825K
	710, 320 Richmond St	Condo	1	2	6	\$400K	\$460K
9 June, 2017	804, 400 Adelaide St E	Condo	2	2	6	\$749K	\$749K
12 June, 2017	200, 109 Front St E	Condo	2	2	12	\$650K	\$655K
	1121, 400 Adelaide St E	Condo	1	1	6	\$400K	\$470K
	Ph14, 320 Richmond St E	Condo	2	2	6	\$530K	\$530K
13 June, 2017	504, 230 King St E	Condo	0	1	7	\$315K	\$345K
	515, 32 Trolley Cres	Condo	1	1	3	\$360K	\$358K
	729, 112 George St	Condo	1	1	4	\$579K	\$570K
	1407, 255 Richmond St E	Condo	1	1	5	\$430K	\$451K
14 June, 2017	206, 264 Seaton St	Condo	1	1	1	\$619K	\$665K
	307, 230 King St E	Condo	1	1	6	\$400K	\$480K
	421, 255 Richmond St E	Condo	1	1	2	\$349K	\$500K

Data

Month, Day, Year of Sold Date	Address1	Property Type	Bedrooms	Washrooms	Days on the Market	List Price	Sold Price
15 June, 2017	324 Ontario St	Detached	2	1	7	\$1,099K	\$1,040K
	414, 138 Princess St	Condo	1	2	14	\$698K	\$695K
	436, 109 Front St E	Condo	0	1	12	\$339K	\$336K
	1515, 105 George St	Condo	1	1	16	\$458K	\$456K
16 June, 2017	410, 333 Adelaide St E	Condo	1	1	10	\$469K	\$465K
	602, 105 George St	Condo	1	1	22	\$438K	\$430K
	602, 168 King St E	Condo	1	1	42	\$470K	\$445K
	1207, 333 Adelaide St E	Condo	2	2	2	\$695K	\$688K
17 June, 2017	508, 90 Trinity St	Condo	1	1	11	\$404K	\$400K
20 June, 2017	3, 103 Pembroke St	Condo	2	3	5	\$739K	\$839K
	918, 230 King St E	Condo	2	2	7	\$529K	\$526K
21 June, 2017	409, 510 King St E	Condo	2	1	8	\$700K	\$752K
	601, 510 King St E	Condo	2	1	1	\$500K	\$585K
	Ph 11, 205 Frederick St	Condo	1	1	6	\$449K	\$513K
22 June, 2017	404, 105 George St	Condo	2	2	7	\$500K	\$535K
23 June, 2017	409, 320 Richmond St E	Condo	1	2	2	\$475K	\$475K
26 June, 2017	401, 230 King St E	Condo	1	1	6	\$399K	\$415K
27 June, 2017	1014, 255 Richmond St E	Condo	1	1	7	\$399K	\$486K
	1213, 400 Adelaide St E	Condo	1	1	28	\$400K	\$445K
28 June, 2017	4, 94 Trinity St	Condo	1	1	43	\$399K	\$435K
	405, 160 Frederick St	Condo	2	2	30	\$979K	\$933K
	405, 220 George St	Condo	2	2	55	\$730K	\$710K
	819, 320 Richmond St E	Condo	1	1	13	\$400K	\$400K
	1001, 116 George St	Condo	1	1	7	\$465K	\$495K
	1007, 51 Trolley Cres	Condo	1	1	15	\$385K	\$381K
29 June, 2017	6, 98 Trinity St	Condo	2	2	8	\$489K	\$510K
	306, 168 King St E	Condo	1	2	3	\$630K	\$630K
	608, 105 George St	Condo	1	1	3	\$458K	\$452K

Data

Month, Day, Year of Sold Date	Address1	Property Type	Bedrooms	Washrooms	Days on the Market	List Price	Sold Price
29 June, 2017	639, 460 Adelaide St E	Condo	1	1	111	\$409K	\$399K
30 June, 2017	173 Seaton St	Other	3	4	8	\$999K	\$1,200K
5 July, 2017	1716, 230 King St E	Condo	2	1	8	\$540K	\$547K
6 July, 2017	Th 12, 17 Pembroke St S	Townhouse	2	1	9	\$475K	\$472K
7 July, 2017	716, 323 Richmond St E	Condo	1	1	18	\$398K	\$390K
8 July, 2017	1055, 313 Richmond St E	Condo	1	1	32	\$499K	\$480K
	S431, 112 George St	Condo	1	1	18	\$435K	\$435K
9 July, 2017	406, 255 Richmond St E	Condo	1	1	31	\$399K	\$395K
10 July, 2017	908, 138 Princess St	Condo	3	2	7	\$1,449K	\$1,476K
12 July, 2017	210, 393 King St E	Condo	2	2	7	\$628K	\$722K
	366 Ontario St	Semi-Detached	4	4	43	\$1,200K	\$1,150K
	S707, 112 George St	Condo	1	2	6	\$560K	\$575K
13 July, 2017	1403, 230 King St E	Condo	2	1	54	\$549K	\$549K
14 July, 2017	412, 39 Jarvis St	Condo	1	1	4	\$600K	\$595K
15 July, 2017	102, 80 Sherbourne St	Condo	2	2	11	\$929K	\$905K
16 July, 2017	313 Ontario St	Townhouse	2	1	26	\$865K	\$820K
17 July, 2017	209, 205 Frederick St	Condo	2	1	46	\$640K	\$610K
	Th28, 32 Trolley Cres	Condo	2	2	32	\$800K	\$790K
18 July, 2017	702, 109 Front St E	Condo	2	2	29	\$649K	\$630K
21 July, 2017	201, 311 Richmond St E	Condo	1	1	11	\$375K	\$371K
	801, 510 King St E	Condo	1	1	29	\$478K	\$465K
23 July, 2017	1912, 105 George St	Condo	1	1	32	\$458K	\$456K
24 July, 2017	1022, 333 Adelaide St E	Condo	1	1	14	\$500K	\$540K
25 July, 2017	1624, 230 King St	Condo	1	1	6	\$420K	\$426K
26 July, 2017	306, 230 King St E	Condo	1	1	6	\$525K	\$525K
27 July, 2017	1008, 330 Adelaide St E	Condo	1	1	6	\$469K	\$490K
28 July, 2017	214, 109 Front St E	Condo	1	2	11	\$599K	\$580K
1 August, 2017	304, 90 Sumach St	Condo	1	1	7	\$1,049K	\$1,100K

Data

Month, Day, Year of Sold Date	Address1	Property Type	Bedrooms	Washrooms	Days on the Market	List Price	Sold Price
2 August, 2017	201, 90 Sherbourne St	Condo	1	1	21	\$850K	\$815K
3 August, 2017	608, 318 King St E	Condo	1	1	56	\$430K	\$408K
4 August, 2017	S713, 112 George St	Condo	1	1	2	\$565K	\$595K
8 August, 2017	805, 25 George St	Condo	2	3	8	\$1,575K	\$1,575K
9 August, 2017	701, 230 King St E	Condo	1	1	7	\$399K	\$400K
	804, 39 Jarvis St	Condo	2	3	0	\$950K	\$950K
	1807, 105 George St	Condo	1	2	13	\$538K	\$535K
11 August, 2017	418, 51 Trolley Cres	Condo	1	1	65	\$395K	\$385K
	814, 32 Trolley Cres	Condo	1	1	22	\$369K	\$380K
	1162, 313 Richmond St E	Condo	1	1	16	\$429K	\$420K
12 August, 2017	S617, 112 George St	Condo	2	1	4	\$785K	\$780K
15 August, 2017	716, 32 Trolley Cres	Condo	1	1	70	\$360K	\$355K
	1208, 320 Richmond St E	Condo	1	2	12	\$519K	\$513K
17 August, 2017	411, 318 King St E	Condo	1	1	14	\$425K	\$408K
	721, 32 Trolley Cres	Condo	1	1	2	\$425K	\$425K
18 August, 2017	1119, 320 Richmond St E	Condo	1	1	7	\$465K	\$465K
19 August, 2017	1209, 333 Adelaide St E	Condo	2	2	3	\$690K	\$700K
20 August, 2017	N1411, 116 George St	Condo	1	1	3	\$498K	\$491K
21 August, 2017	6 Ashby Pl	Townhouse	2	1	41	\$649K	\$585K
	541, 47 Lower River St	Condo	1	1	13	\$369K	\$370K
	726, 109 Front St E	Condo	1	1	13	\$449K	\$455K
22 August, 2017	222, 365 Dundas St E	Condo	1	1	12	\$329K	\$345K
	1108, 105 George St	Condo	1	1	48	\$468K	\$458K
23 August, 2017	304, 569 King St E	Condo	1	1	9	\$300K	\$371K
	497 Queen St E	Townhouse	3	1	83	\$979K	\$925K
	515, 400 Adelaide St E	Condo	1	2	15	\$490K	\$487K
	N308, 116 George St	Condo	1	1	2	\$549K	\$575K
24 August, 2017	1015, 318 King St E	Condo	1	1	3	\$595K	\$600K

Data

Month, Day, Year of Sold Date	Address1	Property Type	Bedrooms	Washrooms	Days on the Market	List Price	Sold Price
24 August, 2017	Th 109, 116 George St	Townhouse	2	2	45	\$895K	\$875K
25 August, 2017	420, 32 Trolley Cres	Condo	2	2	31	\$650K	\$650K
	917, 32 Trolley Cres	Condo	1	1	78	\$549K	\$530K
	1715, 105 George St	Condo	1	1	9	\$459K	\$465K
27 August, 2017	411, 510 King St E	Condo	2	2	2	\$660K	\$690K
28 August, 2017	114, 365 Dundas St E	Condo	1	1	70	\$530K	\$490K
	605, 105 George St	Condo	2	2	39	\$690K	\$670K
29 August, 2017	1210, 205 Frederick St	Condo	2	2	6	\$650K	\$675K
31 August, 2017	605, 255 Richmond St E	Condo	1	1	1	\$399K	\$441K
	914, 51 Trolley Cres	Condo	1	1	3	\$545K	\$558K
1 September, 2017	203, 80 Sherbourne St	Condo	2	1	16	\$760K	\$735K
3 September, 2017	410, 32 Trolley Cres	Condo	1	1	26	\$379K	\$379K
5 September, 2017	453 Queen St E	Townhouse	3	2	91	\$1,049K	\$982K
7 September, 2017	821, 230 King St E	Condo	0	1	2	\$397K	\$393K
	1402, 168 King St E	Condo	2	2	1	\$1,079K	\$1,080K
	S524, 112 George St	Condo	1	2	17	\$650K	\$625K
9 September, 2017	Ph9, 51 Trolley Cres	Condo	2	2	4	\$870K	\$870K
10 September, 2017	651, 313 Richmond St E	Condo	1	1	59	\$480K	\$470K
13 September, 2017	605, 220 George St	Condo	2	2	19	\$820K	\$810K
	656, 313 Richmond St E	Condo	1	1	5	\$440K	\$420K
	1419, 320 Richmond St E	Condo	1	1	2	\$430K	\$436K
14 September, 2017	2109, 400 Adelaide St E	Condo	1	2	9	\$567K	\$567K
	S523, 112 George St	Condo	1	1	6	\$488K	\$545K
15 September, 2017	1 Ashby Pl	Semi-Detached	2	1	1	\$500K	\$545K
	353, 313 Richmond St E	Condo	1	1	3	\$429K	\$420K
	913, 320 Richmond St E	Condo	1	2	9	\$480K	\$475K
17 September, 2017	1202, 32 Trolley Cres	Condo	2	2	66	\$650K	\$645K
19 September, 2017	402 King St E	Other	2	2	42	\$1,499K	\$1,300K

Data

Month, Day, Year of Sold Date	Address1	Property Type	Bedrooms	Washrooms	Days on the Market	List Price	Sold Price
21 September, 2017	Lp 1607, 320 Richmond St E	Condo	1	2	7	\$500K	\$530K
22 September, 2017	140 Seaton St	Townhouse	4	4	24	\$1,150K	\$1,125K
	199 Ontario St	Semi-Detached	3	2	8	\$1,075K	\$1,070K
	535, 333 Adelaide St E	Condo	1	1	1	\$550K	\$561K
	1201, 460 Adelaide St E	Condo	1	1	31	\$439K	\$410K
23 September, 2017	317, 51 Trolley Cres	Condo	2	2	58	\$650K	\$640K
	322, 400 Adelaide St E	Condo	2	2	5	\$680K	\$680K
25 September, 2017	35 Bright St	Townhouse	2	2	7	\$800K	\$835K
	489 King St E	Townhouse	3	2	20	\$1,849K	\$1,550K
26 September, 2017	301, 109 Front St E	Condo	2	2	8	\$498K	\$575K
	1405, 323 Richmond St E	Condo	1	1	16	\$380K	\$375K
27 September, 2017	405, 318 King St E	Condo	1	2	9	\$719K	\$700K
	S309, 112 George St	Condo	1	1	6	\$565K	\$573K
28 September, 2017	303, 180 Frederick St	Condo	1	1	2	\$520K	\$520K
	810, 109 Front St E	Condo	2	2	3	\$679K	\$685K
29 September, 2017	1709, 400 Adelaide St E	Condo	1	2	11	\$559K	\$562K
	1909, 105 George St	Condo	1	1	15	\$485K	\$490K
	S420, 112 George St	Condo	2	2	4	\$750K	\$750K
1 October, 2017	202, 39 Jarvis St	Condo	1	2	26	\$599K	\$599K
	717, 112 George St	Condo	2	1	4	\$689K	\$689K
2 October, 2017	209 George St	Townhouse	3	2	53	\$1,295K	\$1,265K
	403, 261 King St E	Condo	1	2	11	\$799K	\$760K
	816, 32 Trolley Cres	Condo	2	2	3	\$689K	\$681K
3 October, 2017	304, 400 Adelaide St E	Condo	2	2	5	\$699K	\$765K
	404, 323 Richmond St E	Condo	1	1	17	\$439K	\$439K
	824, 255 Richmond St E	Condo	1	1	7	\$499K	\$488K
4 October, 2017	516, 320 Richmond St E	Condo	2	2	13	\$540K	\$535K
5 October, 2017	708, 311 Richmond St	Condo	1	1	7	\$450K	\$495K

Data

Month, Day, Year of Sold Date	Address1	Property Type	Bedrooms	Washrooms	Days on the Market	List Price	Sold Price
8 October, 2017	1413, 230 King St E	Condo	1	1	4	\$399K	\$420K
10 October, 2017	621, 32 Trolley Cres	Condo	1	1	15	\$450K	\$445K
	866, 313 Richmond St E	Condo	2	2	0	\$599K	\$599K
	1114, 230 King Street St E	Condo	1	1	0	\$399K	\$425K
13 October, 2017	304, 90 Sherbourne St	Condo	1	1	25	\$750K	\$749K
	383 Shuter St	Detached	2	3	135	\$789K	\$710K
	510, 333 Adelaide St E	Condo	1	1	18	\$439K	\$442K
15 October, 2017	12 Wilkins Ave	Townhouse	3	3	3	\$939K	\$961K
	296 Gerrard St E	Townhouse	3	7	143	\$2,250K	\$1,890K
	528, 47 Lower River St	Condo	1	1	3	\$377K	\$378K
17 October, 2017	502, 32 Trolley Cres	Condo	1	1	22	\$358K	\$356K
18 October, 2017	305, 105 George St	Condo	2	2	8	\$750K	\$750K
	512, 333 Adelaide St	Condo	1	1	31	\$435K	\$430K
	603, 311 Richmond St E	Condo	2	2	33	\$598K	\$587K
	711, 230 King St E	Condo	1	2	8	\$565K	\$548K
19 October, 2017	401, 569 King St E	Condo	1	1	8	\$579K	\$620K
	418, 323 Richmond St E	Condo	2	2	21	\$629K	\$605K
20 October, 2017	266 Ontario St	Detached	3	2	4	\$949K	\$918K
21 October, 2017	S325, 112 George St	Condo	1	1	19	\$549K	\$525K
23 October, 2017	705, 205 Frederick St	Condo	1	1	13	\$529K	\$535K
25 October, 2017	407, 569 King St E	Condo	1	1	5	\$589K	\$627K
26 October, 2017	21 Sackville St	Townhouse	3	2	7	\$848K	\$925K
	607, 32 Trolley Cres	Condo	1	1	0	\$400K	\$400K
	901, 51 Trolley Cres	Condo	1	1	17	\$450K	\$443K
27 October, 2017	126, 109 Front St E	Condo	1	2	39	\$680K	\$635K
	506, 330 Adelaide St E	Condo	2	2	2	\$699K	\$780K
28 October, 2017	503, 510 King St E	Condo	1	1	5	\$399K	\$383K
30 October, 2017	455 Ontario St	Semi-Detached	4	4	6	\$1,950K	\$2,200K

Data

Month, Day, Year of Sold Date	Address1	Property Type	Bedrooms	Washrooms	Days on the Market	List Price	Sold Price
30 October, 2017	478 King St E	Townhouse	3	4	5	\$1,360K	\$1,345K
1 November, 2017	509, 400 Adelaide St E	Condo	1	2	23	\$535K	\$524K
	1005, 109 Front St E	Condo	2	2	11	\$749K	\$750K
2 November, 2017	316, 323 Richmond St E	Condo	1	1	7	\$480K	\$470K
4 November, 2017	960, 313 Richmond St E	Condo	1	1	0	\$435K	\$425K
6 November, 2017	203, 287 Richmond St E	Condo	1	1	10	\$625K	\$624K
	S411, 112 George St	Condo	1	2	34	\$529K	\$528K
8 November, 2017	S2002, 112 George St	Condo	1	1	13	\$499K	\$551K
9 November, 2017	207, 90 Sherbourne St	Condo	1	2	8	\$899K	\$899K
	S324, 112 George St	Condo	1	2	3	\$599K	\$603K
10 November, 2017	1218, 320 Richmond St E	Condo	1	1	10	\$459K	\$483K
11 November, 2017	511, 105 George St	Condo	2	2	165	\$639K	\$628K
	522, 333 Adelaide St E	Condo	1	1	3	\$439K	\$439K
13 November, 2017	8 Percy St	Townhouse	2	2	6	\$799K	\$799K
14 November, 2017	272 Berkeley St	Semi-Detached	2	3	47	\$1,279K	\$1,270K
	602, 569 King St E	Condo	1	1	6	\$599K	\$652K
15 November, 2017	309, 330 Adelaide St	Condo	1	1	1	\$499K	\$533K
	509, 138 Princess St	Condo	1	1	8	\$399K	\$480K
16 November, 2017	202, 569 King St E	Condo	1	1	13	\$400K	\$380K
	922, 230 King St E	Condo	2	1	3	\$550K	\$561K
17 November, 2017	708, 400 Adelaide St E	Condo	1	2	23	\$540K	\$536K
18 November, 2017	1117, 32 Trolley Cres	Condo	2	2	30	\$790K	\$770K
19 November, 2017	Ph9, 255 Richmond St E	Condo	2	2	3	\$499K	\$550K
20 November, 2017	35, 17 Pembroke St	Townhouse	2	1	25	\$530K	\$525K
	309, 400 Adelaide St E	Condo	1	2	5	\$535K	\$540K
	1602, 320 Richmond St E	Condo	2	2	3	\$570K	\$650K
21 November, 2017	333, 112 George St	Condo	2	2	15	\$730K	\$725K
	904, 105 George St	Condo	2	2	56	\$599K	\$578K

Data

Month, Day, Year of Sold Date	Address1	Property Type	Bedrooms	Washrooms	Days on the Market	List Price	Sold Price
21 November, 2017	1623, 230 King St E	Condo	1	1	7	\$500K	\$506K
	N416, 116 George St	Condo	1	1	49	\$599K	\$587K
22 November, 2017	273 Milan St	Townhouse	2	2	35	\$899K	\$854K
23 November, 2017	216, 365 Dundas Street St E	Condo	1	1	9	\$498K	\$548K
24 November, 2017	1305, 320 Richmond St E	Condo	1	2	8	\$500K	\$500K
25 November, 2017	322 Berkeley St	Townhouse	4	3	18	\$1,450K	\$1,440K
26 November, 2017	S1607, 112 George St	Condo	1	1	4	\$600K	\$600K
27 November, 2017	19 Sydenham St	Townhouse	3	3	13	\$949K	\$949K
28 November, 2017	11 Percy St	Townhouse	2	2	8	\$819K	\$785K
30 November, 2017	1017, 32 Trolley Cres	Condo	2	2	13	\$750K	\$750K
	1421, 323 Richmond St E	Condo	2	2	4	\$599K	\$650K
1 December, 2017	405, 105 George St	Townhouse	2	2	22	\$749K	\$715K
	416, 39 Jarvis St	Condo	2	2	24	\$700K	\$680K
3 December, 2017	38, 17 Pembroke St	Townhouse	3	2	59	\$589K	\$585K
	302, 90 Sherbourne St N	Condo	1	2	3	\$899K	\$899K
	318 King St E	Other		0	18	\$50K	\$50K
	323, 323 Richmond St E	Condo	1	1	11	\$490K	\$480K
4 December, 2017	501, 318 King St E	Condo	1	1	12	\$480K	\$475K
	*2B Percy St	Townhouse	3	3	26	\$1,395K	\$1,340K
	N408, 116 George St	Condo	1	2	48	\$585K	\$580K
5 December, 2017	706, 510 King St E	Condo	2	1	7	\$599K	\$694K
	805, 32 Trolley Cres	Condo	1	1	28	\$400K	\$400K
	808, 320 Richmond St E	Condo	1	2	3	\$530K	\$530K
	913, 323 Richmond St E	Condo	1	1	6	\$400K	\$462K
6 December, 2017	519, 51 Trolley Cres	Condo	1	1	7	\$360K	\$391K
7 December, 2017	340, 109 Front St E	Condo	0	1	2	\$355K	\$355K
8 December, 2017	704, 205 Frederick St	Condo	1	1	18	\$600K	\$580K
	918, 400 Adelaide St E	Condo	1	1	15	\$519K	\$519K

Data

Month, Day, Year of Sold Date	Address1	Property Type	Bedrooms	Washrooms	Days on the Market	List Price	Sold Price
11 December, 2017	2001, 400 Adelaide St E	Condo	1	2	11	\$560K	\$550K
13 December, 2017	506, 320 Richmond St E	Condo	1	2	8	\$519K	\$519K
15 December, 2017	1507, 105 George St	Condo	1	2	8	\$550K	\$565K
	S1908, 112 George St	Condo	1	1	11	\$625K	\$625K
18 December, 2017	709, 510 King St E	Condo	2	2	14	\$599K	\$612K
19 December, 2017	1204, 320 Richmond St E	Condo	2	2	7	\$650K	\$687K
20 December, 2017	210, 510 King St E	Condo	1	1	7	\$425K	\$471K
	407, 333 Adelaide St E	Condo	1	1	5	\$469K	\$482K
21 December, 2017	502, 205 Frederick St	Condo	2	2	29	\$900K	\$837K
22 December, 2017	1610, 51 Trolley Cres	Condo	1	1	13	\$509K	\$490K
28 December, 2017	516, 51 Trolley Cres	Condo	1	1	1	\$475K	\$520K
29 December, 2017	1308, 320 Richmond St E	Condo	1	2	21	\$475K	\$500K
5 January, 2018	141 Seaton St	Townhouse	5	4	73	\$1,498K	\$1,565K
	Lph3, 400 Adelaide St E	Condo	3	2	17	\$1,349K	\$1,310K
12 January, 2018	Ph108, 460 Adelaide St E	Condo	2	2	29	\$680K	\$660K
15 January, 2018	501, 39 Jarvis St	Condo	2	2	11	\$739K	\$730K
18 January, 2018	736, 424 Adelaide St E	Condo	1	1	57	\$500K	\$495K
22 January, 2018	1421, 320 Richmond St E	Condo	1	1	12	\$496K	\$496K
25 January, 2018	1108, 320 Richmond St	Condo	1	2	2	\$500K	\$569K
26 January, 2018	524, 333 Adelaide St E	Condo	1	1	4	\$475K	\$500K
8 February, 2018	1217, 320 Richmond St E	Condo	1	1	8	\$524K	\$512K
13 February, 2018	1307, 39 Sherbourne St	Condo	1	1	2	\$590K	\$590K
15 February, 2018	615, 400 Adelaide St E	Condo	1	2	13	\$539K	\$548K
	S1401, 112 George St	Condo	1	1	15	\$599K	\$615K
16 February, 2018	1201, 116 George St	Condo	0	1	29	\$446K	\$439K
17 February, 2018	612, 112 George St	Condo	2	2	16	\$719K	\$712K
20 February, 2018	510, 510 King St E	Condo	1	1	0	\$780K	\$780K
21 February, 2018	13F, 13 Pembroke St	Townhouse	3	2	7	\$698K	\$688K

Data

Month, Day, Year of Sold Date	Address1	Property Type	Bedrooms	Washrooms	Days on the Market	List Price	Sold Price
21 February, 2018	307, 160 Frederick St	Condo	2	3	1	\$1,183K	\$1,275K
22 February, 2018	1414, 255 Richmond St E	Condo	1	1	2	\$539K	\$539K
23 February, 2018	515, 112 George St	Condo	2	2	30	\$700K	\$690K
	818, 170 Bayview Ave	Condo	0	1	17	\$299K	\$299K
26 February, 2018	302, 220 George St	Condo	1	1	20	\$429K	\$440K
	1002, 168 King St E	Condo	1	1	6	\$600K	\$625K
	1208, 333 Adelaide St E	Condo	2	1	4	\$639K	\$710K
28 February, 2018	34 Bright St	Townhouse	2	1	8	\$799K	\$900K
	403, 320 Richmond St E	Condo	1	2	7	\$490K	\$485K
	1201, 400 Adelaide St E	Condo	1	2	16	\$588K	\$603K
2 March, 2018	701, 330 Adelaide St E	Condo	2	2	1	\$749K	\$749K
	824, 32 Trolley Cres	Condo	2	2	2	\$700K	\$752K
	1010, 333 Adelaide St E	Condo	2	2	4	\$689K	\$769K
5 March, 2018	507, 510 King St E	Condo	1	1	6	\$400K	\$468K
	603, 318 King St E	Condo	1	1	6	\$719K	\$745K
7 March, 2018	7 Ashby Pl	Townhouse	2	1	8	\$399K	\$603K
	1014, 320 Richmond St E	Condo	2	2	2	\$680K	\$720K
8 March, 2018	9, 17 Pembroke St	Townhouse	3	2	15	\$699K	\$690K
	662, 313 Richmond St	Condo	1	1	7	\$499K	\$490K
9 March, 2018	201, 52 Sumach St	Condo	1	1	16	\$589K	\$602K
10 March, 2018	2104, 112 George St	Condo	2	2	12	\$1,138K	\$1,115K
12 March, 2018	204, 255 Richmond St E	Condo	1	1	6	\$469K	\$552K
13 March, 2018	320, 323 Richmond St E	Condo	2	2	14	\$589K	\$585K
14 March, 2018	712, 320 Richmond St E	Condo	1	1	5	\$590K	\$585K
15 March, 2018	203, 168 King St E	Condo	1	2	21	\$749K	\$735K
	484 King St E	Townhouse	3	4	7	\$1,521K	\$1,450K
	508, 330 Adelaide St E	Condo	1	2	6	\$499K	\$588K
	Lph1, 105 George St	Condo	1	1	6	\$499K	\$527K

Data

Month, Day, Year of Sold Date	Address1	Property Type	Bedrooms	Washrooms	Days on the Market	List Price	Sold Price
17 March, 2018	N604, 116 George St	Condo	1	1	2	\$575K	\$652K
19 March, 2018	901, 400 Adelaide St E	Condo	1	2	5	\$600K	\$613K
20 March, 2018	225, 510 King St E	Condo	2	2	8	\$829K	\$860K
	1810, 105 George St	Condo	1	2	1	\$629K	\$800K
22 March, 2018	228 George St	Other	4	4	10	\$1,398K	\$1,425K
	404, 220 George St	Condo	1	1	0	\$498K	\$512K
	515, 39 Jarvis St	Condo	2	2	7	\$789K	\$750K
25 March, 2018	518, 32 Trolley Cres	Condo	2	1	2	\$580K	\$580K
26 March, 2018	511, 205 Frederick St	Condo	2	1	26	\$689K	\$665K
28 March, 2018	1602, 105 George St	Condo	1	1	22	\$598K	\$593K
29 March, 2018	331, 47 Lower River St	Condo	1	1	1	\$379K	\$430K
30 March, 2018	222, 255 Richmond St E	Condo	1	1	4	\$470K	\$550K