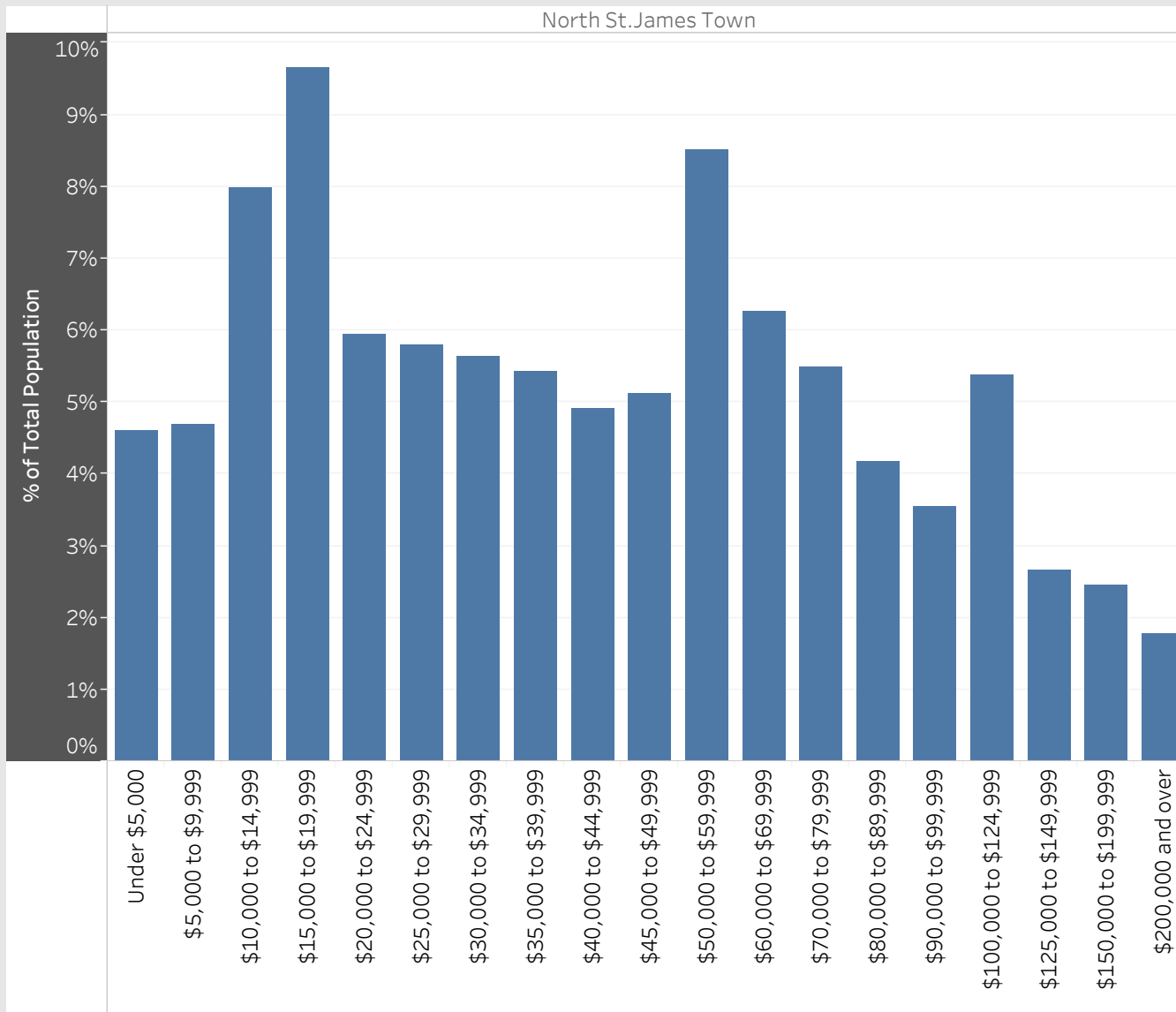


North St. James Town
Neighbourhood Breakdown
July 1st, 2015 - March 31st, 2018

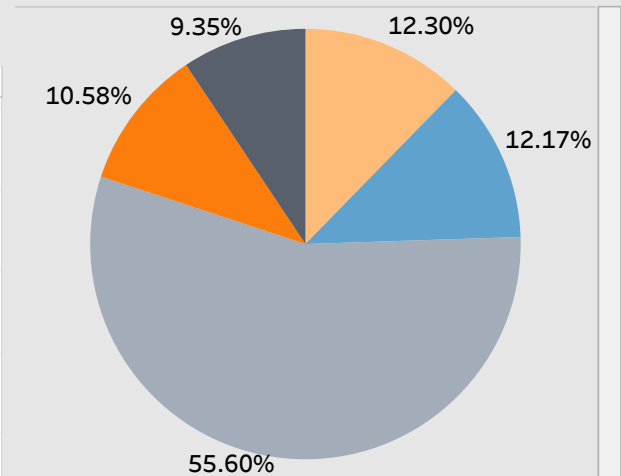


2016 StatsCan Data

Household Income in North St. James Town



Age



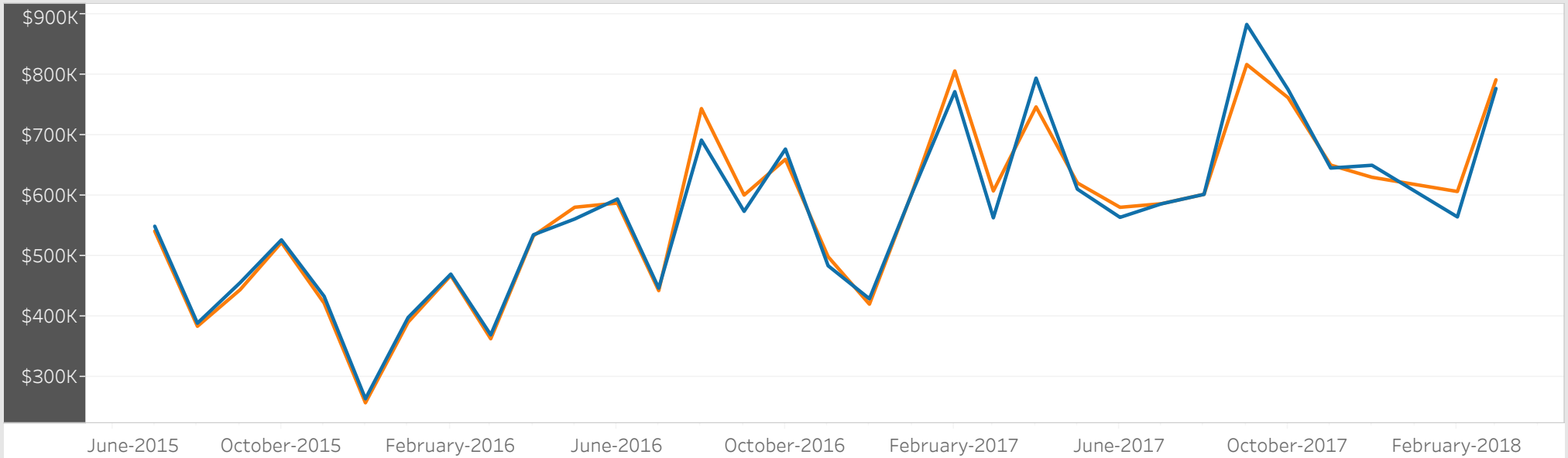
- Children (0-14 years)
- Youth (15-24 years)
- Working Age (25-54 years)
- Pre-retirement (55-64 years)
- Seniors (65+ years)

Visible Minorities

Not a visible minority	33.10%
South Asian	20.54%
Filipino	15.25%
Black	11.52%
Chinese	4.85%
Latin American	3.35%
Arab	2.15%
West Asian	2.07%
Korean	1.77%
Multiple visible minorities	1.77%
Visible minority; n.i.e.	1.69%
Southeast Asian	1.47%
Japanese	0.46%

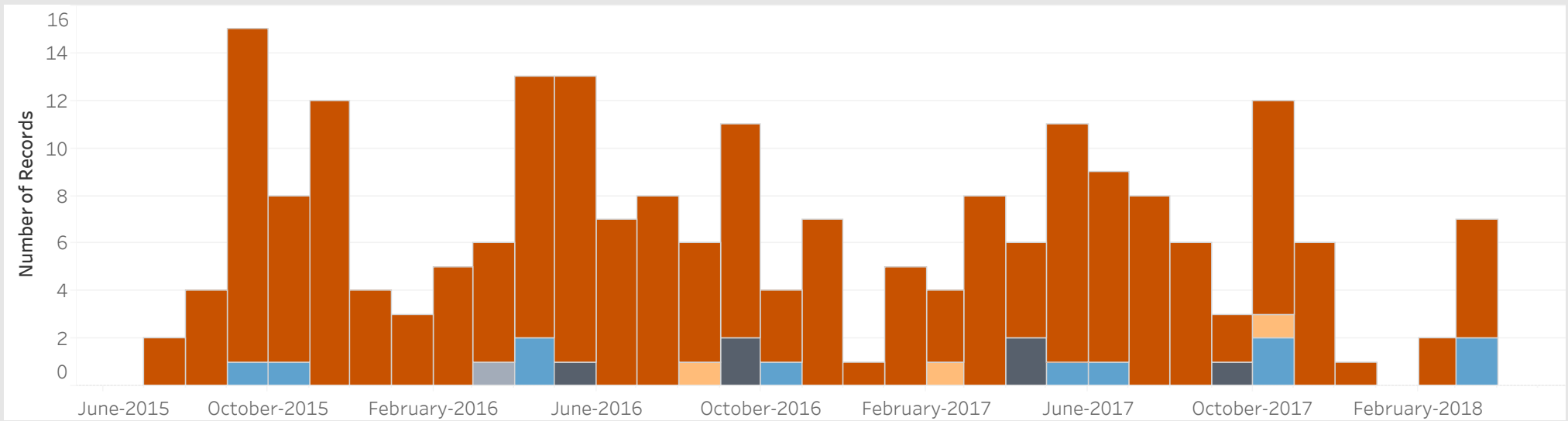
Average Sold Price vs. Average Ask Price in North St. James Town

■ Avg. List Price ■ Avg. Sold Price



Properties Sold in North St. James Town by Month

■ Condo ■ Detached ■ Semi-Detached ■ Townhouse ■ Other



Data

Month, Day, Year of Sold Date	Address1	Property Type	Bedrooms	Washrooms	Days on the Market	List Price	Sold Price
5 July, 2015	3303, 500 Sherbourne St, Toronto	Condo	1	2	18	\$498K	\$487K
29 July, 2015	Ph503, 10 Wellesley Pl, Toronto	Condo	2	2	5	\$600K	\$595K
3 August, 2015	1212, 500 Sherbourne St, Toronto	Condo	1	1	46	\$347K	\$340K
4 August, 2015	609, 28 Linden St, Toronto	Condo	2	1	29	\$320K	\$317K
16 August, 2015	408, 28 Linden St, Toronto	Condo	2	2	46	\$498K	\$493K
24 August, 2015	402, 10 Wellesley Pl, Toronto	Condo	2	1	5	\$390K	\$384K
2 September, 2015	618, 77 Maitland Pl, Toronto	Condo	2	1	6	\$350K	\$345K
3 September, 2015	1407, 28 Linden St, Toronto	Condo	2	1	46	\$405K	\$396K
10 September, 2015	308, 500 Sherbourne St, Toronto	Condo	1	2	18	\$555K	\$550K
	M4, 539 Jarvis St, Toronto	Condo	1	2	60	\$695K	\$680K
12 September, 2015	2604, 120 Homewood Ave, Toronto	Condo	1	2	5	\$443K	\$440K
13 September, 2015	1807, 500 Sherbourne St, Toronto	Condo	1	1	39	\$379K	\$346K
16 September, 2015	806, 28 Linden St, Toronto	Condo	2	2	43	\$569K	\$550K
	810, 120 Homewood Ave, Toronto	Condo	1	1	18	\$340K	\$336K
17 September, 2015	318, 21 Earl St, Toronto	Condo	1	1	25	\$365K	\$355K
22 September, 2015	401, 120 Homewood Ave, Toronto	Condo	1	2	92	\$480K	\$455K
24 September, 2015	# 202, 21 Earl St, Toronto	Condo	1	1	13	\$320K	\$318K
27 September, 2015	6 Wellesley Pl, Toronto	Townhouse	2	2	6	\$659K	\$630K
28 September, 2015	222, 500 Sherbourne St, Toronto	Condo	1	2	21	\$540K	\$533K
29 September, 2015	3101, 28 Linden St, Toronto	Condo	2	1	40	\$335K	\$326K
30 September, 2015	Ph7, 28 Linden St, Toronto	Condo	2	1	23	\$400K	\$400K
1 October, 2015	2401, 120 Homewood Ave, Toronto	Condo	1	2	2	\$515K	\$515K
4 October, 2015	102 Earl Pl, Toronto	Townhouse	3	4	13	\$949K	\$965K
	1206, 500 Sherbourne St, Toronto	Condo	1	1	56	\$359K	\$345K
6 October, 2015	2107, 28 Linden St, Toronto	Condo	2	1	28	\$440K	\$430K
16 October, 2015	1708, 500 Sherbourne St, Toronto	Condo	1	2	3	\$500K	\$492K
19 October, 2015	3002, 28 Linden St, Toronto	Condo	2	2	61	\$520K	\$510K
20 October, 2015	606, 500 Sherbourne St, Toronto	Condo	1	1	11	\$350K	\$345K

Data

Month, Day, Year of Sold Date	Address1	Property Type	Bedrooms	Washrooms	Days on the Market	List Price	Sold Price
21 October, 2015	3006, 28 Linden St, Toronto	Condo	2	2	9	\$579K	\$575K
1 November, 2015	402, 120 Homewood Ave, Toronto	Condo	1	1	26	\$360K	\$345K
2 November, 2015	707, 500 Sherbourne St, Toronto	Condo	1	1	33	\$339K	\$333K
3 November, 2015	1901, 28 Linden St, Toronto	Condo	2	1	27	\$320K	\$316K
6 November, 2015	1205, 500 Sherbourne St, Toronto	Condo	1	1	3	\$355K	\$350K
9 November, 2015	2008, 120 Homewood Ave, Toronto	Condo	1	1	26	\$409K	\$395K
10 November, 2015	1003, 500 Sherbourne St, Toronto	Condo	1	2	2	\$469K	\$458K
11 November, 2015	906, 28 Linden St, Toronto	Condo	2	2	56	\$580K	\$560K
15 November, 2015	613, 120 Homewood Ave, Toronto	Condo	1	3		\$808K	\$800K
18 November, 2015	3206, 120 Homewood Ave, Toronto	Condo	1	1	147	\$334K	\$330K
20 November, 2015	708, 120 Homewood Ave, Toronto	Condo	1	1	36	\$359K	\$333K
25 November, 2015	1805, 500 Sherbourne St, Toronto	Condo	1	1	16	\$365K	\$356K
26 November, 2015	114, 120 Homewood Ave, Toronto	Condo	1	1	8	\$499K	\$485K
9 December, 2015	120 Homewood Ave, Toronto	Condo	1		7	\$40K	\$35K
13 December, 2015	706, 120 Homewood Ave, Toronto	Condo	1	1	40	\$320K	\$314K
21 December, 2015	3101, 28 Linden St, Toronto	Condo	2	1	14	\$339K	\$331K
23 December, 2015	402, 500 Sherbourne St, Toronto	Condo	1	1	28	\$355K	\$348K
10 January, 2016	2001, 28 Linden St, Toronto	Condo	2	1	5	\$339K	\$326K
21 January, 2016	1005, 500 Sherbourne St	Condo	1	1	10	\$345K	\$337K
25 January, 2016	1801, 120 Homewood Ave	Condo	2	2	17	\$510K	\$508K
2 February, 2016	1104, 500 Sherbourne St	Condo	2	2	28	\$465K	\$460K
12 February, 2016	323, 21 Earl St	Condo	1	1	17	\$360K	\$357K
18 February, 2016	1911, 500 Sherbourne St	Condo	1	1	12	\$365K	\$358K
26 February, 2016	1108, 500 Sherbourne St	Condo	2	2	3	\$470K	\$465K
	2906, 28 Linden St	Condo	2	2	35	\$689K	\$698K
1 March, 2016	709, 500 Sherbourne St	Condo	2	2	18	\$500K	\$495K
	806, 500 Sherbourne St	Condo	1	1	21	\$349K	\$340K
3 March, 2016	1807, 28 Linden St	Condo	1	1	7	\$408K	\$400K

Data

Month, Day, Year of Sold Date	Address1	Property Type	Bedrooms	Washrooms	Days on the Market	List Price	Sold Price
9 March, 2016	B34, 120 Homewood Ave	Other		0	83	\$37K	\$35K
13 March, 2016	905, 120 Homewood Ave	Condo	1	1	4	\$350K	\$347K
24 March, 2016	211, 500 Sherbourne St	Condo	2	2	4	\$572K	\$560K
7 April, 2016	W213, 500 Sherbourne St	Condo	1	2	16	\$560K	\$550K
8 April, 2016	Ph08, 28 Linden St	Condo	2	2	16	\$539K	\$528K
10 April, 2016	1401, 15 Maitland Pl	Condo	1	1	24	\$450K	\$444K
12 April, 2016	102, 28 Linden St, Toronto	Condo	2	1	22	\$417K	\$414K
14 April, 2016	216, 500 Sherbourne St	Condo	1	2	30	\$547K	\$547K
15 April, 2016	117 Earl Pl	Townhouse	2	3	3	\$799K	\$870K
16 April, 2016	1601, 28 Linden St	Condo	1	1	8	\$365K	\$367K
21 April, 2016	W221, 500 Sherbourne St	Condo	1	2	50	\$550K	\$539K
24 April, 2016	404, 10 Wellesley Pl	Condo	1	2	32	\$490K	\$470K
25 April, 2016	1006, 28 Linden St	Condo	2	2	14	\$608K	\$600K
26 April, 2016	3, 6 Wellesley Pl	Townhouse	2	3	4	\$769K	\$760K
27 April, 2016	325, 21 Earl St	Condo	1	1	16	\$360K	\$354K
	1102, 28 Linden St	Condo	2	2	39	\$500K	\$490K
1 May, 2016	1110, 500 Sherbourne St	Condo	2	2	17	\$560K	\$555K
4 May, 2016	2103, 28 Linden St	Condo	1	1	6	\$399K	\$389K
	2209, 120 Homewood Ave	Condo	2	2	6	\$700K	\$730K
5 May, 2016	122, 500 Sherbourne St	Condo	1	2	48	\$539K	\$523K
6 May, 2016	8 Earl St	Semi-Detached	5	3	1	\$1,299K	\$1,599K
8 May, 2016	606, 28 Linden St	Condo	2	2	11	\$629K	\$597K
9 May, 2016	608, 120 Homewood Ave	Condo	1	1	5	\$365K	\$381K
11 May, 2016	504, 28 Linden St	Condo	2	2	27	\$550K	\$545K
14 May, 2016	1311, 500 Sherbourne St	Condo	1	1	2	\$389K	\$378K
18 May, 2016	1402, 28 Linden St	Condo	2	2	19	\$500K	\$490K
23 May, 2016	708, 500 Sherbourne St	Condo	2	2	5	\$490K	\$480K
30 May, 2016	104, 21 Earl St	Condo	1	2	5	\$375K	\$389K

Data

Month, Day, Year of Sold Date	Address1	Property Type	Bedrooms	Washrooms	Days on the Market	List Price	Sold Price
30 May, 2016	802, 28 Linden St	Condo	2	2	23	\$499K	\$490K
1 June, 2016	415, 500 Sherbourne St	Condo	2	2	14	\$799K	\$780K
7 June, 2016	3407, 120 Homewood Ave	Condo	2	2	13	\$550K	\$550K
9 June, 2016	1206, 28 Linden St	Condo	2	2	20	\$619K	\$606K
13 June, 2016	706, 28 Linden St	Condo	2	2	4	\$619K	\$610K
17 June, 2016	1304, 28 Linden St	Condo	2	2	16	\$560K	\$556K
20 June, 2016	1505, 28 Linden St	Condo	2	2	7	\$542K	\$535K
24 June, 2016	2703, 500 Sherbourne St	Condo	2	2	3	\$470K	\$475K
4 July, 2016	1608, 28 Linden St	Condo	2	2	28	\$525K	\$515K
11 July, 2016	902, 409 Bloor St E	Condo	1	1	7	\$369K	\$372K
13 July, 2016	907, 120 Homewood Ave	Condo	2	2	27	\$525K	\$520K
17 July, 2016	2701, 500 Sherbourne St	Condo	1	1	39	\$339K	\$330K
19 July, 2016	2602, 500 Sherbourne St	Condo	2	2	8	\$480K	\$480K
26 July, 2016	1002, 28 Linden St	Condo	2	2	8	\$495K	\$490K
28 July, 2016	1307, 500 Sherbourne St	Condo	1	1	20	\$389K	\$383K
29 July, 2016	2807, 28 Linden St	Condo	1	1	17	\$450K	\$450K
6 August, 2016	702, 500 Sherbourne St	Condo	1	1	0	\$375K	\$365K
10 August, 2016	12 Linden St	Detached	9	5	7	\$1,788K	\$2,128K
13 August, 2016	2504, 500 Sherbourne St	Condo	1	1	9	\$385K	\$384K
17 August, 2016	3007, 120 Homewood Ave	Condo	2	2	9	\$569K	\$550K
22 August, 2016	703, 500 Sherbourne St	Condo	2	2	4	\$483K	\$485K
27 August, 2016	2405, 28 Linden St	Condo	2	2	2	\$550K	\$550K
6 September, 2016	1003, 409 Bloor St E	Condo	1	1	6	\$350K	\$345K
10 September, 2016	1908, 28 Linden St	Condo	2	2	17	\$549K	\$550K
12 September, 2016	1511, 500 Sherbourne St	Condo	1	1	51	\$423K	\$410K
15 September, 2016	1111, 500 Sherbourne St	Condo	1	1	35	\$398K	\$383K
16 September, 2016	1107, 120 Homewood Ave	Condo	2	2	20	\$550K	\$545K
19 September, 2016	219, 500 Sherbourne St	Condo	1	2	10	\$528K	\$535K

Data

Month, Day, Year of Sold Date	Address1	Property Type	Bedrooms	Washrooms	Days on the Market	List Price	Sold Price
20 September, 2016	1401, 500 Sherbourne St	Condo	1	1	25	\$385K	\$380K
22 September, 2016	307, 21 Earl St	Condo	1	1	8	\$380K	\$386K
	568 Sherbourne St	Semi-Detached	0	0	9	\$899K	\$960K
25 September, 2016	65 Huntley St	Semi-Detached	5	5	3	\$1,439K	\$1,703K
30 September, 2016	2705, 500 Sherbourne St	Condo	1	1	2	\$410K	\$410K
14 October, 2016	W114, 500 Sherbourne St	Condo	1	2	3	\$560K	\$560K
24 October, 2016	1007, 500 Sherbourne St	Condo	1	1	7	\$389K	\$389K
25 October, 2016	13 Earl St	Townhouse	3	3	40	\$1,099K	\$1,060K
28 October, 2016	217, 500 Sherbourne St	Condo	1	2	9	\$659K	\$630K
3 November, 2016	2304, 28 Linden St	Condo	2	2	6	\$580K	\$570K
6 November, 2016	902, 120 Homewood Ave	Condo	1	1	1	\$370K	\$382K
7 November, 2016	510, 500 Sherbourne St	Condo	2	2	6	\$550K	\$600K
15 November, 2016	2209, 28 Linden St	Condo	1	1	8	\$370K	\$375K
17 November, 2016	2002, 28 Linden St	Condo	2	2	17	\$556K	\$532K
19 November, 2016	1809, 500 Sherbourne St	Condo	2	2	45	\$560K	\$560K
25 November, 2016	1408, 120 Homewood Ave	Condo	1	1	1	\$400K	\$471K
14 December, 2016	2203, 28 Linden St	Condo	1	1	13	\$429K	\$420K
3 January, 2017	1501, 120 Homewood Ave	Condo	2	2	49	\$582K	\$575K
7 January, 2017	3108, 28 Linden St	Condo	2	2	17	\$570K	\$567K
18 January, 2017	624, 120 Homewood Ave	Condo	2	3	13	\$799K	\$760K
20 January, 2017	604, 28 Linden St	Condo	2	2	10	\$590K	\$591K
30 January, 2017	119, 21 Earl St	Condo	1	2	0	\$480K	\$531K
6 February, 2017	3103, 120 Homewood Ave	Condo	1	1	7	\$450K	\$501K
9 February, 2017	28 Earl St	Detached	3	5	3	\$1,828K	\$1,898K
13 February, 2017	702, 225 Wellesley St E	Condo	2	2	3	\$439K	\$465K
15 February, 2017	1501, 28 Linden St	Condo	1	1	30	\$370K	\$360K
3 March, 2017	2409, 28 Linden St	Condo	1	1	15	\$400K	\$390K
6 March, 2017	1202, 409 Bloor St E	Condo	3	2	20	\$770K	\$761K

Data

Month, Day, Year of Sold Date	Address1	Property Type	Bedrooms	Washrooms	Days on the Market	List Price	Sold Price
13 March, 2017	807, 120 Homewood Ave	Condo	2	2	8	\$589K	\$640K
	2503, 28 Linden St	Condo	1	1	13	\$450K	\$449K
	3207, 120 Homewood Ave	Condo	2	2	2	\$598K	\$689K
20 March, 2017	W214, 500 Sherbourne St	Condo	1	2	5	\$569K	\$681K
21 March, 2017	304, 120 Homewood Ave	Condo	2	2	13	\$730K	\$733K
27 March, 2017	602, 500 Sherbourne St	Condo	1	1	5	\$398K	\$517K
5 April, 2017	903, 120 Homewood Ave	Condo	1	1	2	\$450K	\$516K
6 April, 2017	2902, 28 Linden St	Condo	2	2	4	\$599K	\$695K
11 April, 2017	1506, 500 Sherbourne St	Condo	1	1	15	\$448K	\$448K
20 April, 2017	3810, 120 Homewood Ave	Condo	1	1	20	\$570K	\$570K
28 April, 2017	5 Edgedale Rd	Semi-Detached	5	2	43	\$1,349K	\$1,125K
	7 Edgedale Rd	Semi-Detached	4	2	43	\$1,349K	\$1,125K
1 May, 2017	2208, 28 Linden St	Condo	2	2	9	\$640K	\$617K
11 May, 2017	325 Sumach St	Townhouse	2	4	24	\$999K	\$1,000K
14 May, 2017	1206, 120 Homewood Ave	Condo	1	1	3	\$399K	\$435K
16 May, 2017	1910, 120 Homewood Ave	Condo	1	1	8	\$450K	\$523K
	2908, 120 Homewood Ave	Condo	1	1	20	\$585K	\$585K
18 May, 2017	2901, 120 Homewood Ave	Condo	2	2	10	\$698K	\$660K
	3106, 28 Linden St	Condo	2	2	8	\$690K	\$747K
22 May, 2017	120, 21 Earl St	Condo	1	2	12	\$499K	\$495K
24 May, 2017	1408, 28 Linden St	Condo	2	2	12	\$630K	\$620K
	2001, 120 Homewood Ave	Condo	2	2	7	\$625K	\$651K
30 May, 2017	1710, 120 Homewood Ave	Condo	1	1	30	\$500K	\$495K
1 June, 2017	201, 21 Earl St	Condo	1	1	2	\$449K	\$465K
5 June, 2017	3708, 120 Homewood Ave	Condo	1	1	13	\$540K	\$535K
6 June, 2017	702, 120 Homewood Ave	Condo	1	1	5	\$449K	\$475K
7 June, 2017	811, 500 Sherbourne St	Condo	1	1	12	\$479K	\$479K
8 June, 2017	24 Earl St	Townhouse	4	3	45	\$1,700K	\$1,594K

Data

Month, Day, Year of Sold Date	Address1	Property Type	Bedrooms	Washrooms	Days on the Market	List Price	Sold Price
9 June, 2017	402, 500 Sherbourne St	Condo	1	1	10	\$350K	\$473K
14 June, 2017	903, 409 Bloor St E	Condo	1	1	9	\$329K	\$419K
26 June, 2017	909, 28 Linden St	Condo	1	1	12	\$400K	\$388K
27 June, 2017	2701, 28 Linden St	Condo	1	1	15	\$379K	\$395K
1 July, 2017	809, 500 Sherbourne St	Condo	2	2	10	\$625K	\$655K
9 July, 2017	317, 21 Earl St	Condo	1	1	2	\$495K	\$485K
12 July, 2017	224, 77 Maitland Pl	Condo	2	2	21	\$560K	\$555K
16 July, 2017	608, 28 Linden St	Condo	2	2	9	\$599K	\$563K
18 July, 2017	1709, 120 Homewood Ave	Condo	2	2	6	\$830K	\$842K
21 July, 2017	306, 21 Earl St	Condo	1	1	9	\$441K	\$465K
27 July, 2017	1208, 28 Linden St E	Condo	2	2	23	\$600K	\$595K
29 July, 2017	2802, 120 Homewood Ave	Condo	1	1	19	\$539K	\$530K
2 August, 2017	1102, 500 Sherbourne St	Condo	1	1	50	\$490K	\$479K
4 August, 2017	3807, 120 Homewood Ave	Condo	2	2	25	\$700K	\$670K
10 August, 2017	226, 120 Homewood Ave	Condo	2	2	16	\$625K	\$625K
18 August, 2017	1001, 500 Sherbourne St	Condo	1	1	69	\$459K	\$434K
19 August, 2017	2707, 120 Homewood Ave	Condo	2	2	36	\$688K	\$672K
23 August, 2017	1204, 28 Linden St	Condo	2	2	9	\$649K	\$732K
8 September, 2017	2406, 120 Homewood Ave	Condo	1	1	10	\$440K	\$430K
18 September, 2017	570 Sherbourne St	Semi-Detached	6	5	47	\$1,650K	\$1,400K
19 September, 2017	804, 500 Sherbourne St	Condo	2	2	6	\$559K	\$620K
4 October, 2017	116, 21 Earl St	Condo	1	1	6	\$499K	\$501K
5 October, 2017	8, 25 Lourdes Lane	Townhouse	1	2	8	\$630K	\$630K
	2406, 28 Linden St	Condo	2	2	3	\$700K	\$710K
6 October, 2017	2R Wellesley Pl	Detached	0	4	14	\$2,600K	\$2,365K
11 October, 2017	1705, 120 Homewood Ave	Condo	1	1	0	\$439K	\$440K
12 October, 2017	1109, 500 Sherbourne St	Condo	2	2	2	\$620K	\$655K
14 October, 2017	524, 120 Homewood Ave	Condo	1	1	2	\$454K	\$475K

Data

Month, Day, Year of Sold Date	Address1	Property Type	Bedrooms	Washrooms	Days on the Market	List Price	Sold Price
14 October, 2017	3506, 120 Homewood Ave	Condo	1	1	17	\$449K	\$449K
24 October, 2017	115, 21 Earl St	Condo	1	1	7	\$479K	\$472K
	1804, 500 Sherbourne St	Condo	2	2	7	\$600K	\$637K
25 October, 2017	101 Earl Pl	Townhouse	3	3	10	\$1,275K	\$1,250K
26 October, 2017	403, 10 Wellesley Pl	Condo	1	2	0	\$560K	\$558K
3 November, 2017	3401, 120 Homewood Ave	Condo	2	2	4	\$685K	\$685K
7 November, 2017	2907, 500 Sherbourne St	Condo	2	2	7	\$1,000K	\$1,025K
14 November, 2017	2601, 28 Linden St	Condo	1	1	11	\$399K	\$408K
18 November, 2017	1806, 28 Linden St	Condo	2	2	2	\$700K	\$700K
20 November, 2017	801, 1 Cole St	Condo	2	1	3	\$600K	\$595K
27 November, 2017	1003, 120 Homewood Ave	Condo	1	1	12	\$488K	\$488K
7 December, 2017	3202, 500 Sherbourne St	Condo	2	2	15	\$650K	\$630K
13 February, 2018	402, 10 Wellesley Pl	Condo	1	1	5	\$429K	\$513K
22 February, 2018	2901, 120 Homewood Ave	Condo	2	2	3	\$700K	\$700K
2 March, 2018	709, 120 Homewood Ave	Condo	2	2	1	\$875K	\$860K
7 March, 2018	9, 25 Lourdes Lane	Townhouse	1	2	1	\$665K	\$665K
25 March, 2018	501, 500 Sherbourne St	Condo	1	1	3	\$450K	\$500K
	513, 120 Homewood Ave	Condo	2	2	3	\$675K	\$711K
26 March, 2018	107, 150 Homewood Ave	Condo	1	2	6	\$850K	\$845K
	806, 28 Linden St	Condo	2	2	2	\$715K	\$750K
28 March, 2018	27 Earl St	Townhouse	3	3	123	\$1,209K	\$1,209K