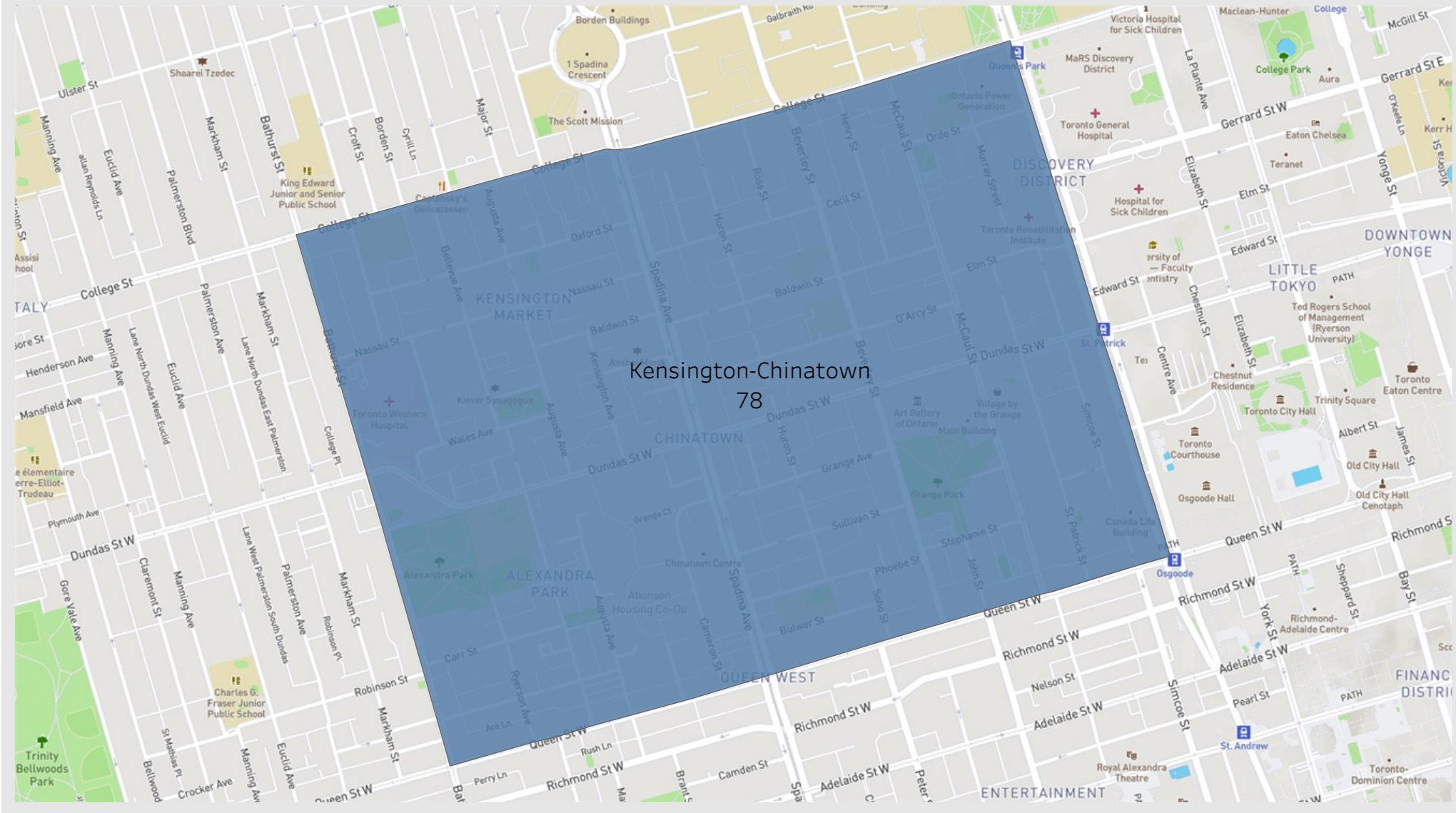
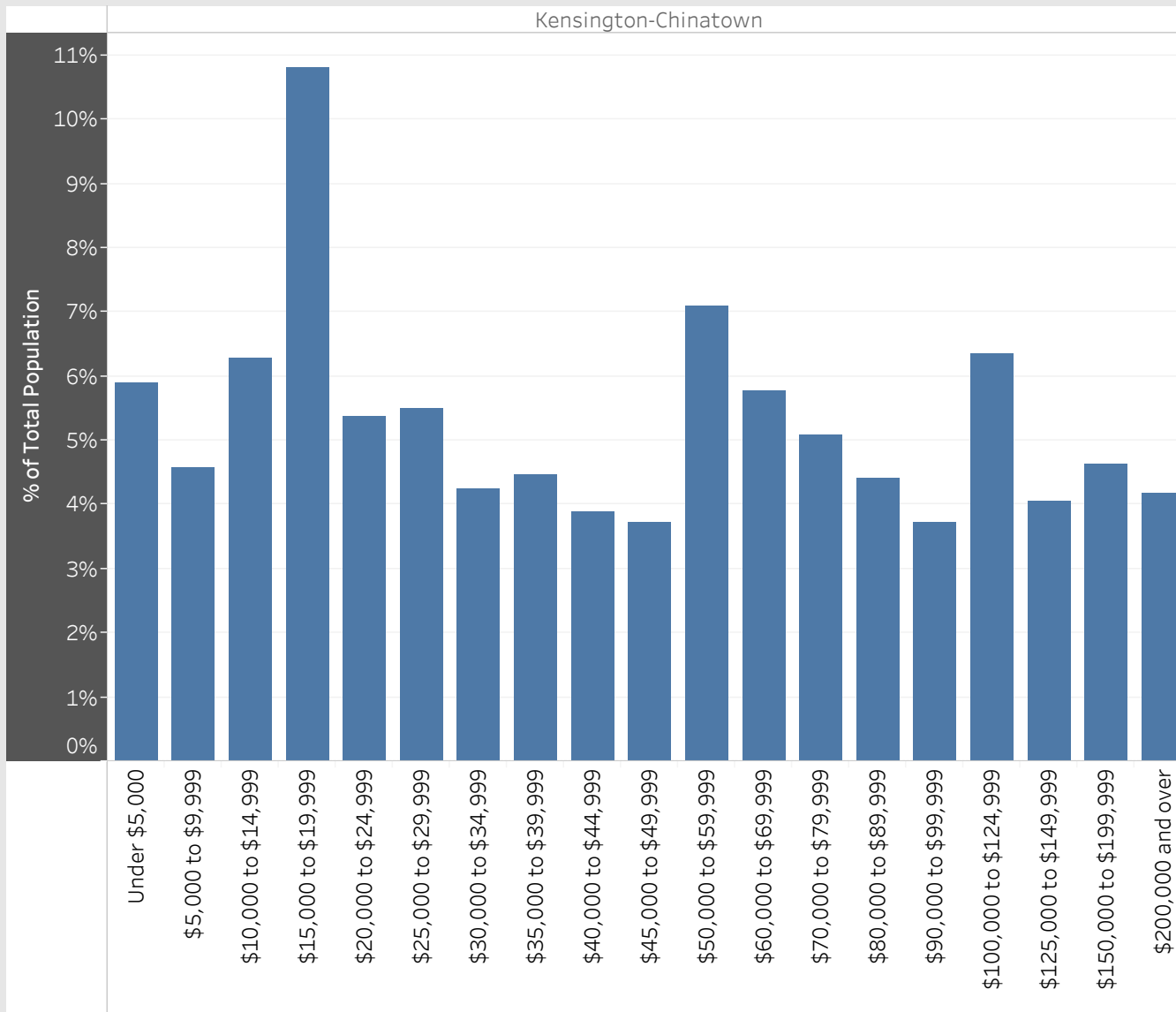


Kensington-Chinatown
Neighbourhood Breakdown
July 1st, 2015 - March 31st, 2018

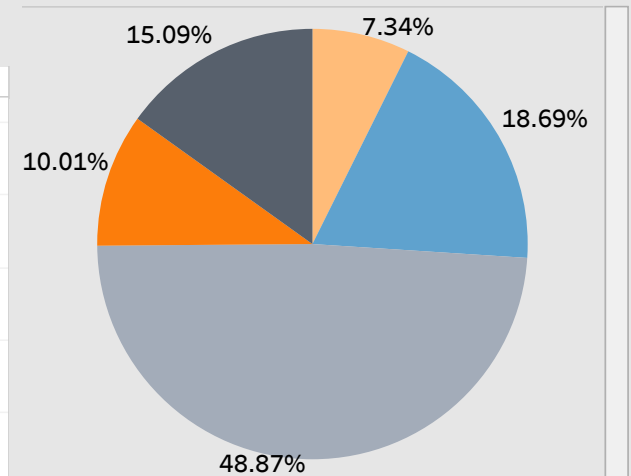


2016 StatsCan Data

Household Income in Kensington-Chinatown



Age



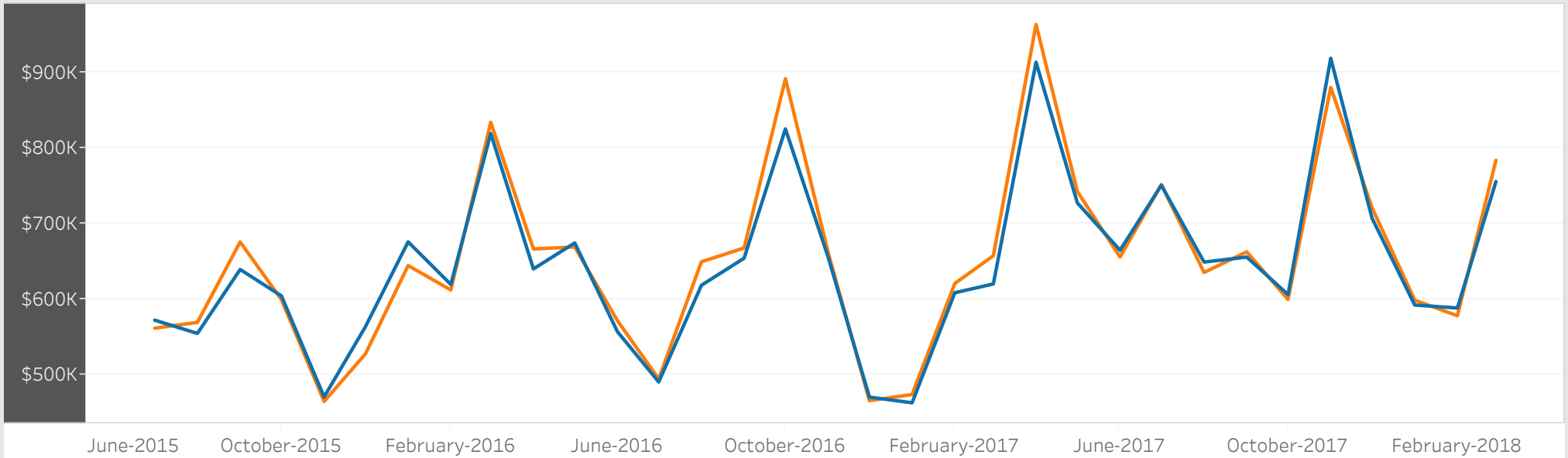
- Children (0-14 years)
- Youth (15-24 years)
- Working Age (25-54 years)
- Pre-retirement (55-64 years)
- Seniors (65+ years)

Visible Minorities

Not a visible minority	39.78%
Chinese	34.82%
Black	5.04%
South Asian	4.36%
Southeast Asian	3.35%
Filipino	2.55%
Korean	1.89%
Latin American	1.81%
Arab	1.72%
Multiple visible minorities	1.52%
Japanese	1.26%
West Asian	1.12%
Visible minority; n.i.e.	0.77%

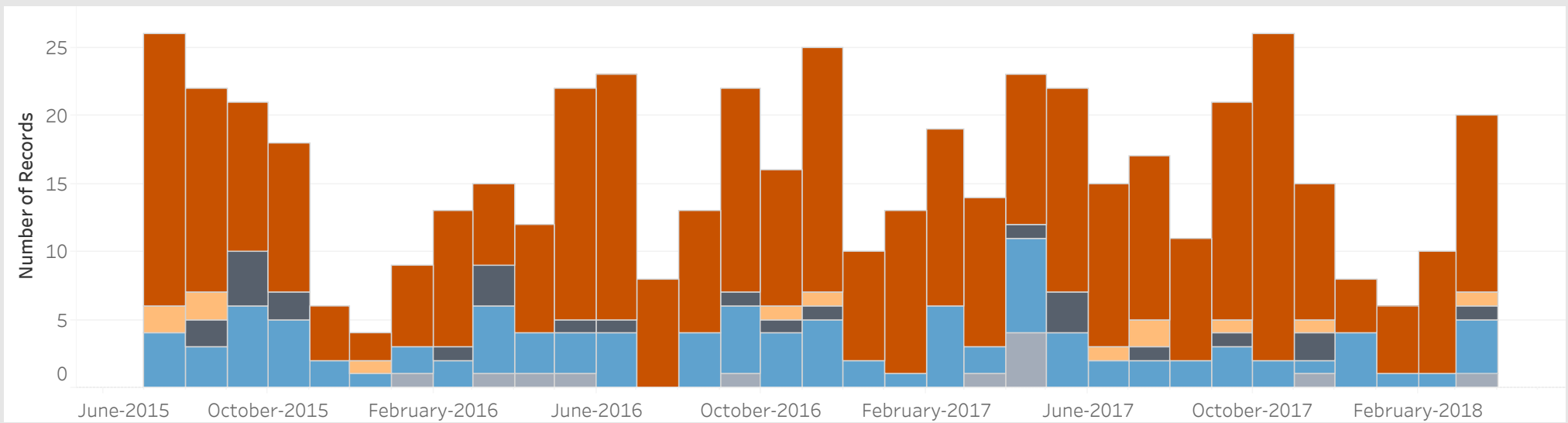
Average Sold Price vs. Average Ask Price in Kensington-Chinatown

■ Avg. List Price ■ Avg. Sold Price



Properties Sold in Kensington-Chinatown by Month

■ Condo ■ Detached ■ Semi-Detached ■ Townhouse ■ Other



Data

Month, Day, Year of Sold Date	Address1	Property Type	Bedrooms	Washrooms	Days on the Market	List Price	Sold Price
1 July, 2015	1106, 96 St Patrick St, Toronto	Condo	2	1	24	\$410K	\$396K
5 July, 2015	20 Bulwer St, Toronto	Townhouse	3	3	40	\$1,049K	\$1,032K
	807, 270 Spadina Ave, Toronto	Condo	1	2	63	\$560K	\$507K
6 July, 2015	1407, 120 St Patrick St, Toronto	Condo	1	1	22	\$269K	\$264K
7 July, 2015	9A Casimir St, Toronto	Detached	3	3	50	\$1,500K	\$1,431K
	535, 73 Mc Caul St, Toronto	Condo	1	1	40	\$330K	\$315K
	A, 9A Casimir St, Toronto	Detached	3	3	50	\$1,500K	\$1,431K
	Ph307, 426 University Ave, Toronto	Condo	1	1	35	\$430K	\$422K
9 July, 2015	12A Cecil St, Toronto	Townhouse	3	3	15	\$1,248K	\$1,225K
	416, 18 Beverley St, Toronto	Condo	1	2	9	\$435K	\$435K
10 July, 2015	Th9, 60 Carr St, Toronto	Townhouse	2	2	4	\$559K	\$555K
12 July, 2015	Ph16, 80 St Patrick St, Toronto	Condo	1	1	11	\$290K	\$286K
13 July, 2015	18 Lippincott St, Toronto	Townhouse	4	3	75	\$649K	\$790K
14 July, 2015	931, 60 St Patrick St, Toronto	Condo	1	1	56	\$269K	\$262K
15 July, 2015	1901, 426 University Ave, Toronto	Condo	1	1	43	\$459K	\$445K
17 July, 2015	605, 270 Spadina Ave, Toronto	Condo	1	1	75	\$296K	\$265K
20 July, 2015	605, 120 St Patrick St, Toronto	Condo	1	1	75	\$295K	\$285K
21 July, 2015	Ph903, 18 Beverley St, Toronto	Condo	1	2	15	\$925K	\$910K
22 July, 2015	829, 60 St Patrick St, Toronto	Condo	1	1	36	\$305K	\$298K
23 July, 2015	320, 80 St Patrick St, Toronto	Condo	1	1	29	\$275K	\$265K
	728, 73 Mccaul St, Toronto	Condo	2	1	4	\$300K	\$314K
	Ph 208, 426 University Ave, Toronto	Condo	1	1	31	\$559K	\$540K
24 July, 2015	613, 96 St Patrick St, Toronto	Condo	2	1	59	\$320K	\$315K
26 July, 2015	801, 169 John St, Toronto	Condo	1	2	14	\$643K	\$630K
29 July, 2015	201, 96 St Patrick St, Toronto	Condo	2	1	17	\$379K	\$372K
	B510, 18 Beverley St, Toronto	Condo	1	2	4	\$609K	\$599K
3 August, 2015	406, 105 Mccaul St, Toronto	Condo	1	1	4	\$255K	\$260K
	Th5, 80 Carr St, Toronto	Townhouse	2	2	26	\$500K	\$480K

Data

Month, Day, Year of Sold Date	Address1	Property Type	Bedrooms	Washrooms	Days on the Market	List Price	Sold Price
4 August, 2015	503, 270 Spadina Ave, Toronto	Condo	1	1	93	\$359K	\$341K
5 August, 2015	729, 38 Cameron St, Toronto	Condo	1	1	44	\$400K	\$394K
	3805, 426 University Ave, Toronto	Condo	1	1	31	\$414K	\$405K
9 August, 2015	429, 60 St Patrick St, Toronto	Condo	1	1	21	\$290K	\$276K
	804, 105 Mccaul St, Toronto	Condo	1	1	5	\$389K	\$387K
11 August, 2015	2206, 426 University Ave, Toronto	Condo	1	1	47	\$379K	\$374K
14 August, 2015	18 Bulwer St, Toronto	Townhouse	4	3	8	\$950K	\$1,128K
16 August, 2015	508, 222 Spadina Ave, Toronto	Condo	2	2	34	\$478K	\$469K
18 August, 2015	4009, 426 University Ave, Toronto	Condo	1	1	1	\$400K	\$395K
19 August, 2015	115 D'arcy St, Toronto	Detached	3	2	6	\$1,200K	\$1,400K
	324, 18 Beverley St, Toronto	Condo	1	1	23	\$425K	\$415K
20 August, 2015	1502, 96 St Patrick St, Toronto	Condo	2	1	8	\$370K	\$361K
21 August, 2015	202, 195 St Patrick St, Toronto	Condo	2	2	30	\$650K	\$630K
23 August, 2015	1004, 188 Spadina Ave, Toronto	Condo	2	2	19	\$515K	\$500K
	1102, 120 St Patrick St, Toronto	Condo	1	1	108	\$269K	\$263K
28 August, 2015	29 Ryerson Ave, Toronto	Semi-Detached	3	2	10	\$849K	\$870K
31 August, 2015	28 Nassau St, Toronto	Semi-Detached	3	2	7	\$950K	\$1,021K
	35 Nassau St, Toronto	Detached	5	3		\$1,270K	\$1,268K
	901, 96 St Patrick St, Toronto	Condo	2	1	14	\$450K	\$445K
	Th19, 68 Carr St, Toronto	Townhouse	2	2	13	\$430K	\$432K
1 September, 2015	403, 169 John St, Toronto	Condo	1	1	23	\$340K	\$335K
	Ph203, 426 University Ave, Toronto	Condo	1	1	16	\$559K	\$549K
2 September, 2015	907 A, 280 Simcoe St, Toronto	Condo	2	2	23	\$675K	\$645K
11 September, 2015	514, 160 Baldwin St, Toronto	Condo	1	1	4	\$525K	\$518K
13 September, 2015	19, 70 Carr St, Toronto	Townhouse	1	1	13	\$370K	\$431K
	158, 78 St Patrick St, Toronto	Townhouse	1	1	28	\$425K	\$400K
15 September, 2015	709, 18 Beverley St, Toronto	Condo	1	1	41	\$439K	\$415K
16 September, 2015	91 D'arcy St, Toronto	Semi-Detached	3	3	8	\$900K	\$1,203K

Data

Month, Day, Year of Sold Date	Address1	Property Type	Bedrooms	Washrooms	Days on the Market	List Price	Sold Price
18 September, 2015	16 Glasgow St, Toronto	Townhouse	5	2	4	\$599K	\$695K
21 September, 2015	44 Soho Sq, Toronto	Townhouse	2	4	14	\$1,495K	\$1,425K
	50 D'arcy St, Toronto	Semi-Detached	5	2	8	\$1,000K	\$1,200K
	165 Huron St, Toronto	Semi-Detached	3	3	7	\$1,249K	\$1,522K
23 September, 2015	Ph107, 426 University Ave, Toronto	Condo	1	1	31	\$429K	\$425K
24 September, 2015	2F, 150 Beverley St, Toronto	Condo	3	1	30	\$369K	\$353K
	658 Dundas St, Toronto	Townhouse	4	4		\$738K	\$738K
27 September, 2015	1101 A, 280 Simcoe St, Toronto	Condo	2	2	32	\$728K	\$715K
	1407, 96 St. Patrick St, Toronto	Condo	1	1	24	\$370K	\$363K
	-132, 78 St Patrick St, Toronto	Townhouse	1	1	7	\$295K	\$283K
	#516, 160 Baldwin St, Toronto	Condo	1	2	5	\$618K	\$650K
29 September, 2015	79 Wolseley St, Toronto	Semi-Detached	4	2	20	\$900K	\$920K
30 September, 2015	B-515, 18 Beverley St, Toronto	Condo	1	1	10	\$390K	\$394K
4 October, 2015	806, 519 Dundas St, Toronto	Condo	2	2	11	\$499K	\$494K
5 October, 2015	1412, 96 St. Patrick St, Toronto	Condo	1	1	50	\$345K	\$338K
6 October, 2015	706A, 280 Simcoe St, Toronto	Condo	2	2	6	\$669K	\$669K
	Th 6, 60 Carr St, Toronto	Townhouse	2	2	9	\$500K	\$544K
13 October, 2015	1213, 96 St Patrick St, Toronto	Condo	2	1	36	\$323K	\$315K
14 October, 2015	153 Beverley St, Toronto	Semi-Detached	4	2	10	\$850K	\$980K
17 October, 2015	113 Baldwin St, Toronto	Townhouse	7	3	31	\$995K	\$960K
19 October, 2015	44 Kensington Ave, Toronto	Semi-Detached	3	5	12	\$1,088K	\$1,050K
	908, 211 St. Patrick St, Toronto	Condo	2	2	27	\$675K	\$650K
20 October, 2015	521, 80 St Patrick St, Toronto	Condo	1	1	7	\$319K	\$300K
22 October, 2015	814, 80 St Patrick St, Toronto	Condo	1	1	23	\$250K	\$235K
26 October, 2015	5, 56 Lippincott St, Toronto	Townhouse	3	3	22	\$1,245K	\$1,200K
27 October, 2015	201, 160 Baldwin St, Toronto	Condo	1	1	14	\$475K	\$470K
	Ph2C, 211 St Patrick St, Toronto	Condo	3	2	21	\$680K	\$655K
28 October, 2015	22 Glasgow St, Toronto	Townhouse	2	1	26	\$649K	\$633K

Data

Month, Day, Year of Sold Date	Address1	Property Type	Bedrooms	Washrooms	Days on the Market	List Price	Sold Price
29 October, 2015	612, 60 Vanauley St, Toronto	Condo	1	1	28	\$439K	\$436K
	1201, 426 University Ave, Toronto	Condo	1	1	120	\$442K	\$425K
	Th25, 70 Carr St, Toronto	Townhouse	1	1	4	\$425K	\$425K
2 November, 2015	514, 80 St Patrick St, Toronto	Condo	1	1	55	\$273K	\$268K
5 November, 2015	206C, 211 St Patrick St, Toronto	Condo	3	2	10	\$500K	\$515K
10 November, 2015	622, 80 St Patrick St, Toronto	Condo	1	1	1	\$299K	\$299K
12 November, 2015	202, 11 Soho St, Toronto	Condo	2	2	10	\$755K	\$727K
	Th 2, 98 Carr St, Toronto	Townhouse	2	2	17	\$569K	\$560K
19 November, 2015	98B Beverley St, Toronto	Townhouse	2	1	17	\$425K	\$416K
7 December, 2015	93 Oxford St, Toronto	Detached	4	3	33	\$1,250K	\$1,115K
10 December, 2015	823, 89 Mccaull St, Toronto	Condo	1	1	40	\$328K	\$317K
	1405, 120 St Patrick St, Toronto	Condo	1	1	10	\$265K	\$265K
15 December, 2015	88 St Patrick St, Toronto	Townhouse	1	1	5	\$409K	\$411K
3 January, 2016	#711, 120 St Patrick St, Toronto	Condo	1	1	34	\$280K	\$267K
4 January, 2016	P15, 222 Spadina Ave, Toronto	Condo	2	2	187	\$489K	\$468K
10 January, 2016	616, 80 St Patrick St, Toronto	Condo	1	1	28	\$280K	\$267K
15 January, 2016	373 Spadina Ave, Toronto	Other	2	1	9	\$1,388K	\$1,225K
18 January, 2016	2905, 426 University Ave, Toronto	Condo	1	1	48	\$389K	\$387K
26 January, 2016	20A Phoebe St	Townhouse	3	4	72	\$1,299K	\$1,250K
27 January, 2016	46 Sullivan St	Townhouse	5	3	77	\$853K	\$847K
	306, 18 Beverley St	Condo	2	2	54	\$600K	\$577K
28 January, 2016	608, 195 St. Patrick St	Condo	1	2	2	\$499K	\$508K
1 February, 2016	103, 11 Soho St	Condo	2	2	11	\$639K	\$620K
	1110, 426 University Ave	Condo	1	1	21	\$439K	\$435K
2 February, 2016	304, 11 Soho St	Condo	2	2	14	\$940K	\$925K
8 February, 2016	1410, 96 St Patrick St	Condo	2	2	3	\$569K	\$573K
9 February, 2016	912, 152 St Patrick St	Condo	1	1	33	\$375K	\$363K
11 February, 2016	521, 18 Beverley St	Condo	2	2	10	\$629K	\$629K

Data

Month, Day, Year of Sold Date	Address1	Property Type	Bedrooms	Washrooms	Days on the Market	List Price	Sold Price
12 February, 2016	18 1/2 Nassau St	Townhouse	6	4	8	\$989K	\$935K
	306, 96 St Patrick St	Condo	1	1	8	\$400K	\$405K
16 February, 2016	81 Wolseley St	Semi-Detached	5	3	66	\$959K	\$960K
17 February, 2016	507, 96 St Patrick St	Condo	1	1	9	\$388K	\$378K
18 February, 2016	Th P110, 25 Soho St	Townhouse	2	2	10	\$850K	\$878K
23 February, 2016	415, 80 St Patrick St	Condo	1	1	7	\$290K	\$280K
28 February, 2016	#601, 188 Spadina Ave	Condo	3	2	9	\$579K	\$570K
2 March, 2016	Th 8, 68 Carr St	Townhouse	2	2	6	\$520K	\$560K
3 March, 2016	416, 160 Baldwin St	Condo	2	2	22	\$650K	\$650K
9 March, 2016	11, 60 Carr St	Townhouse	3	2	13	\$689K	\$670K
	109, 18 Beverley St	Condo	2	2	20	\$500K	\$485K
10 March, 2016	301, 160 Baldwin St	Condo	1	1	14	\$500K	\$550K
12 March, 2016	12 Grange Ave	Semi-Detached	8	2	2	\$1,400K	\$1,260K
18 March, 2016	6 Nassau St	Other		1	133	\$2,300K	\$2,400K
21 March, 2016	3305, 426 University Ave	Condo	1	1	78	\$387K	\$376K
23 March, 2016	420B, 18 Beverley St	Condo	1	1	20	\$389K	\$378K
28 March, 2016	18 1/2 Nassau St	Townhouse	6	4	11	\$1,099K	\$1,088K
	88 Wolseley St	Townhouse	4	4	10	\$859K	\$940K
29 March, 2016	19 Cecil St	Semi-Detached	3	2	32	\$988K	\$960K
	264 Bathurst St	Townhouse	6	4	16	\$898K	\$980K
30 March, 2016	14 Hickory St	Semi-Detached	4	3	8	\$799K	\$915K
31 March, 2016	434, 60 St Patrick St	Condo	1	1	7	\$300K	\$287K
10 April, 2016	3401, 426 University Ave	Condo	1	1	24	\$469K	\$455K
11 April, 2016	730, 73 Mccaul St	Condo	1	1	9	\$330K	\$351K
12 April, 2016	41 Kensington Ave	Townhouse	4	2	13	\$1,038K	\$1,068K
	512, 80 Vanauley St	Condo	1	1	97	\$443K	\$440K
	1208, 38 Cameron St	Condo	3	2	97	\$618K	\$663K
14 April, 2016	607, 105 Mccaul St	Condo	1	1	9	\$330K	\$329K

Data

Month, Day, Year of Sold Date	Address1	Property Type	Bedrooms	Washrooms	Days on the Market	List Price	Sold Price
20 April, 2016	320 Bathurst St	Other	4	3	9	\$938K	\$938K
21 April, 2016	Th6, 80 Carr St	Townhouse	1	1	9	\$450K	\$465K
25 April, 2016	69 Sullivan St	Townhouse	3	3	6	\$1,795K	\$2,000K
28 April, 2016	1402, 120 St Patrick St	Condo	1	1	9	\$330K	\$351K
29 April, 2016	503, 222 Spadina Ave	Condo	2	2	15	\$474K	\$474K
	1615, 96 St Patrick St	Condo	1	1	25	\$459K	\$456K
1 May, 2016	1002, 210 Simcoe St	Condo	1	1	18	\$369K	\$358K
2 May, 2016	305 Augusta Ave	Semi-Detached	5	3	25	\$1,150K	\$1,080K
5 May, 2016	14 Phoebe St	Townhouse	3	3	0	\$1,199K	\$1,400K
	1201, 211 St Patrick St	Condo	3	2	0	\$745K	\$825K
6 May, 2016	422, 18 Beverley St	Condo	1	1	1	\$389K	\$389K
7 May, 2016	3806, 426 University Ave	Condo	1	1	10	\$395K	\$388K
9 May, 2016	209, 195 St Patrick St	Condo	2	2	6	\$648K	\$751K
14 May, 2016	808, 270 Spadina Ave	Condo	1	1	19	\$395K	\$385K
16 May, 2016	936, 60 St Patrick St	Condo	1	1	2	\$300K	\$300K
17 May, 2016	1002, 519 Dundas St W	Condo	1	1	4	\$335K	\$330K
	Th 28, 78 Carr St	Townhouse	2	2	7	\$510K	\$537K
19 May, 2016	1111, 152 St Patrick St	Condo	1	1	6	\$388K	\$378K
20 May, 2016	403, 211 St Patrick St	Condo	2	2	11	\$725K	\$725K
	813, 210 Simcoe St	Condo	1	1	70	\$359K	\$350K
26 May, 2016	6 Nassau St	Other		1	24	\$2,400K	\$2,005K
	611, 96 St Patrick St	Condo	1	1	21	\$330K	\$330K
	612, 152 St Patrick St	Condo	1	1	14	\$359K	\$354K
	#2G, 150 Beverley St	Condo	2	1	42	\$380K	\$370K
28 May, 2016	Ph1, 15 Beverley St	Condo	3	2	30	\$1,600K	\$1,612K
30 May, 2016	1704, 210 Simcoe St	Condo	2	1	45	\$600K	\$580K
31 May, 2016	104, 21 Nassau St	Condo	2	2	6	\$699K	\$700K
	Th26, 78 Carr St	Townhouse	2	2	8	\$550K	\$560K

Data

Month, Day, Year of Sold Date	Address1	Property Type	Bedrooms	Washrooms	Days on the Market	List Price	Sold Price
1 June, 2016	911, 210 Simcoe St	Condo	2	1	21	\$588K	\$578K
2 June, 2016	139, 71 Mccaul St	Condo	1	1	16	\$375K	\$370K
	550, 53 Mccaul St	Condo	1	1	8	\$315K	\$315K
3 June, 2016	631, 73 Mccaul St	Condo	2	1	10	\$399K	\$441K
	1801, 426 University Ave	Condo	1	1	37	\$460K	\$440K
6 June, 2016	2 Baldwin St	Townhouse	6	4	10	\$1,299K	\$1,550K
	152 Nassau St	Semi-Detached	5	3	28	\$1,580K	\$1,390K
7 June, 2016	46 Augusta Ave	Townhouse	4	2	0	\$799K	\$851K
8 June, 2016	906, 280 Simcoe St	Condo	2	2	13	\$700K	\$801K
9 June, 2016	813, 89 Mc Caul St	Condo	1	1	16	\$300K	\$305K
	913, 210 Simcoe St	Condo	1	1	19	\$350K	\$348K
16 June, 2016	43 Wolseley St	Townhouse	4	3	1	\$699K	\$815K
	3405, 426 University Ave	Condo	1	1	50	\$390K	\$378K
21 June, 2016	17, 88 Carr St	Townhouse	2	2	6	\$550K	\$537K
	910, 96 St Patrick St	Condo	2	2	8	\$588K	\$582K
	1506, 125 Peter St	Condo	1	1	11	\$400K	\$395K
	1609, 152 St Patrick St	Condo	1	1	26	\$395K	\$388K
23 June, 2016	203, 96 St Patrick St	Condo	1	1	22	\$485K	\$482K
	1413, 210 Simcoe St	Condo	1	1	85	\$375K	\$371K
26 June, 2016	1605, 426 University Ave	Condo	1	1	21	\$378K	\$364K
28 June, 2016	1205, 280 Simcoe St	Condo	2	2	1	\$659K	\$735K
30 June, 2016	714, 89 Mccaul St	Condo	1	1	6	\$320K	\$312K
	1209, 426 University Ave	Condo	1	1	10	\$395K	\$387K
10 July, 2016	Th 103, 96 St. Patrick St	Condo	1	1	12	\$398K	\$400K
12 July, 2016	104, 195 St Patrick St	Condo	1	1	7	\$528K	\$610K
	4005, 426 University Ave	Condo	1	1	31	\$425K	\$400K
14 July, 2016	808, 38 Cameron St	Condo	3	3	21	\$664K	\$659K
18 July, 2016	1011, 96 St Patrick St	Condo	1	1	16	\$338K	\$335K

Data

Month, Day, Year of Sold Date	Address1	Property Type	Bedrooms	Washrooms	Days on the Market	List Price	Sold Price
19 July, 2016	309, 96 St Patrick St	Condo	2	2	7	\$599K	\$595K
23 July, 2016	223, 80 St Patrick St	Condo	2	2	2	\$579K	\$575K
29 July, 2016	1702, 210 Simcoe St	Condo	1	1	17	\$389K	\$377K
4 August, 2016	103, 21 Nassau St	Condo	2	2	2	\$800K	\$810K
6 August, 2016	Th 2, 68 Carr St	Condo	1	2	9	\$520K	\$573K
10 August, 2016	132 Markham St	Townhouse	3	2	14	\$795K	\$800K
	520, 80 St. Patrick St	Condo	1	1	6	\$265K	\$263K
12 August, 2016	706B, 18 Beverley St	Condo	1	1	7	\$392K	\$401K
14 August, 2016	3303, 426 University Ave	Condo	2	1	14	\$568K	\$548K
16 August, 2016	1105, 152 St Patrick St	Condo	1	1	6	\$330K	\$342K
22 August, 2016	423, 89 Mccaull St	Condo	1	1	24	\$325K	\$317K
	3610, 426 University Ave	Condo	1	1	25	\$540K	\$520K
24 August, 2016	1910, 426 University Ave	Condo	1	1	43	\$509K	\$502K
25 August, 2016	11 St Patricks Sq	Townhouse	4	3	16	\$850K	\$840K
26 August, 2016	32A Oxford St	Townhouse	3	4	7	\$900K	\$1,300K
28 August, 2016	79 Sullivan St	Townhouse	6	2	13	\$1,238K	\$1,220K
2 September, 2016	73 Denison Ave	Townhouse	5	2	10	\$849K	\$820K
6 September, 2016	46 Lippincott St	Townhouse	2	1	58	\$800K	\$720K
7 September, 2016	302, 38 Cameron St	Condo	1	1	55	\$387K	\$434K
9 September, 2016	181 Augusta Ave	Other	6	6	42	\$2,389K	\$2,258K
10 September, 2016	610, 15 Beverley St	Condo	2	2	23	\$680K	\$738K
11 September, 2016	610, 15 Beverley St	Condo	2	2	24	\$730K	\$738K
13 September, 2016	710, 18 Beverley St	Condo	1	1	6	\$398K	\$415K
14 September, 2016	440, 60 St Patrick St	Condo	1	1	30	\$305K	\$291K
	Th30, 78 Carr St	Townhouse	2	2	1	\$450K	\$530K
15 September, 2016	27, 68 Carr St	Townhouse	2	2	0	\$460K	\$531K
19 September, 2016	P311, 25 Soho St	Townhouse	2	2	3	\$829K	\$829K
20 September, 2016	32E Oxford St	Semi-Detached	3	3	7	\$950K	\$1,200K

Data

Month, Day, Year of Sold Date	Address1	Property Type	Bedrooms	Washrooms	Days on the Market	List Price	Sold Price
20 September, 2016	1010, 210 Simcoe St	Condo	1	1	89	\$469K	\$465K
21 September, 2016	101, 21 Nassau St	Condo	1	1	9	\$600K	\$600K
	215, 21 Nassau St	Condo	1	1	1	\$440K	\$450K
22 September, 2016	208, 80 Vanauley St	Condo	1	2	28	\$470K	\$465K
25 September, 2016	514, 210 Simcoe St	Condo	1	1	32	\$465K	\$465K
26 September, 2016	409B, 18 Beverley St	Condo	1	1	20	\$395K	\$392K
	2102, 210 Simcoe St	Condo	1	1	3	\$425K	\$438K
27 September, 2016	303, 160 Baldwin St	Condo	1	1	7	\$739K	\$739K
	1009, 435 Richmond St W	Condo	2	2	0	\$500K	\$500K
30 September, 2016	B326, 18 Beverley St	Condo	2	2	22	\$650K	\$660K
2 October, 2016	1914, 210 Simcoe St	Condo	1	1	12	\$499K	\$490K
7 October, 2016	213, 21 Nassau St	Condo	1	1	35	\$385K	\$401K
	Ph1, 280 Simcoe St	Condo	2	2	4	\$995K	\$1,080K
13 October, 2016	123 Huron St	Detached	9	18	10	\$3,350K	\$4,001K
14 October, 2016	48 Sullivan St	Townhouse	5	2	3	\$950K	\$1,118K
	83 Wolseley St	Semi-Detached	4	3	16	\$999K	\$1,125K
	413, 160 Baldwin St	Condo	1	1	2	\$490K	\$502K
16 October, 2016	1206, 96 St Patrick St	Condo	1	1	5	\$400K	\$400K
17 October, 2016	405, 96 St. Patrick St	Condo	1	1	14	\$470K	\$480K
18 October, 2016	307, 270 Spadina Ave	Condo	2	2	67	\$552K	\$540K
	Ph11, 270 Spadina Ave	Condo	1	1	67	\$470K	\$460K
20 October, 2016	603, 152 St Patrick St	Condo	2	2	31	\$537K	\$528K
24 October, 2016	Ph# 6, 195 St. Patrick St	Condo	2	2	121	\$729K	\$720K
25 October, 2016	Th 22, 78 Carr St	Townhouse	2	2	6	\$500K	\$532K
28 October, 2016	17, 78 Carr St	Townhouse	2	1	2	\$500K	\$564K
29 October, 2016	58 Soho Sq	Townhouse	3	4	8	\$1,369K	\$1,315K
1 November, 2016	106 Huron St	Detached	2	1	34	\$1,000K	\$950K
	221, 80 St Patrick St	Condo	1	1	7	\$304K	\$314K

Data

Month, Day, Year of Sold Date	Address1	Property Type	Bedrooms	Washrooms	Days on the Market	List Price	Sold Price
2 November, 2016	30C Oxford St	Townhouse	3	4	6	\$978K	\$1,295K
	Th1, 88 Carr St	Townhouse	2	2	7	\$519K	\$515K
6 November, 2016	213, 18 Beverley St	Condo	3	2	4	\$689K	\$689K
	920, 80 St Patrick St	Condo	1	1	2	\$275K	\$273K
	Th15, 80 Carr St	Townhouse	1	1	8	\$440K	\$438K
9 November, 2016	202, 105 Mccaul St	Condo	1	1	2	\$299K	\$325K
	268 Bathurst St	Townhouse	6	8	7	\$1,258K	\$1,200K
15 November, 2016	310, 15 Beverley St	Condo	1	1	43	\$390K	\$380K
16 November, 2016	229 Beverley St	Townhouse	6	6	21	\$1,650K	\$1,480K
18 November, 2016	40 Lippincott St	Semi-Detached	3	2	15	\$749K	\$800K
	303C, 211 St Patrick St	Condo	2	2	21	\$788K	\$766K
	1014, 96 St Patrick St	Condo	1	1	27	\$350K	\$345K
20 November, 2016	1707, 96 St Patrick St	Condo	1	1	4	\$429K	\$442K
23 November, 2016	421B, 18 Beverley St	Condo	1	1	12	\$379K	\$379K
	505, 105 Mccaul St	Condo	2	1	13	\$500K	\$477K
24 November, 2016	915, 80 Vanauley St	Condo	2	3	74	\$837K	\$882K
25 November, 2016	304, 11 Soho St	Condo	3	2	15	\$1,289K	\$1,260K
	610, 270 Spadina Ave	Condo	3	2	34	\$580K	\$560K
	2103, 210 Simcoe St	Condo	2	2	3	\$649K	\$708K
26 November, 2016	304, 15 Beverley St	Condo	2	2	22	\$680K	\$677K
	#910, 120 St Patrick St	Condo	1	1	9	\$348K	\$365K
28 November, 2016	101 Mccaul St	Condo	1	1	4	\$525K	\$517K
30 November, 2016	1616, 96 St Patrick St	Condo	1	2	1	\$475K	\$495K
1 December, 2016	504, 96 St Patrick St	Condo	1	1	13	\$448K	\$450K
	810, 270 Spadina Ave	Condo	3	2	41	\$559K	\$550K
6 December, 2016	309, 270 Spadina Ave	Condo	0	1	39	\$286K	\$287K
9 December, 2016	10, 98 Carr St	Townhouse	2	1	0	\$525K	\$520K
10 December, 2016	39 Huron St	Townhouse	5	2	39	\$799K	\$863K

Data

Month, Day, Year of Sold Date	Address1	Property Type	Bedrooms	Washrooms	Days on the Market	List Price	Sold Price
17 December, 2016	305, 270 Spadina Ave	Condo	0	1	16	\$320K	\$298K
19 December, 2016	504, 222 Spadina Ave	Condo	2	2	18	\$510K	\$500K
23 December, 2016	202, 435 Richmond St W	Condo	1	1	15	\$420K	\$410K
30 December, 2016	708, 270 Spadina Ave	Condo	1	1	30	\$392K	\$372K
31 December, 2016	711, 15 Beverley St	Condo	1	1	46	\$440K	\$402K
2 January, 2017	1517, 297 College St	Condo	1	1	39	\$500K	\$486K
6 January, 2017	602, 435 Richmond St W	Condo	1	1	17	\$410K	\$388K
11 January, 2017	608, 105 Mccaul St	Condo	1	1	8	\$280K	\$280K
19 January, 2017	503, 188 Spadina Ave	Condo	2	3	10	\$700K	\$785K
20 January, 2017	509, 210 Simcoe St	Condo	1	1	1	\$469K	\$475K
22 January, 2017	1007, 210 Simcoe St	Condo	1	1	10	\$476K	\$472K
23 January, 2017	302, 270 Spadina Ave	Condo	0	1	54	\$314K	\$295K
	608, 270 Spadina Ave	Condo	1	1	54	\$390K	\$390K
24 January, 2017	317, 80 Vanauley St	Condo	2	2	84	\$646K	\$641K
	Th12, 88 Carr St	Townhouse	2	2	6	\$500K	\$585K
25 January, 2017	530, 73 Mccaul St	Condo	1	1	16	\$399K	\$399K
27 January, 2017	810, 96 St Patrick St	Condo	2	2	1	\$628K	\$656K
30 January, 2017	514, 80 St Patrick St	Condo	1	1	18	\$300K	\$302K
2 February, 2017	807, 18 Beverley St	Condo	1	1	2	\$399K	\$455K
6 February, 2017	820, 80 St Patrick St	Condo	1	1	0	\$275K	\$285K
8 February, 2017	Th26, 80 Carr St	Townhouse	2	2	2	\$538K	\$652K
9 February, 2017	36 Augusta Ave	Townhouse	3	2	42	\$900K	\$890K
10 February, 2017	309, 280 Simcoe St	Condo	2	2	31	\$768K	\$734K
13 February, 2017	802, 120 St. Patrick St	Condo	1	1	7	\$390K	\$370K
14 February, 2017	403, 169 John St	Condo	1	1	18	\$430K	\$428K
15 February, 2017	12A Cecil St	Townhouse	3	3	8	\$1,550K	\$1,679K
	509, 297 College St	Condo	1	1	30	\$549K	\$550K
	1504, 435 Richmond St W	Condo	2	2	22	\$650K	\$650K

Data

Month, Day, Year of Sold Date	Address1	Property Type	Bedrooms	Washrooms	Days on the Market	List Price	Sold Price
16 February, 2017	662 Dundas St W	Townhouse	2	1	8	\$770K	\$760K
17 February, 2017	1502, 210 Simcoe St W	Condo	1	1	11	\$425K	\$436K
22 February, 2017	619, 89 Mccaul St	Condo	2	1	1	\$500K	\$500K
23 February, 2017	71 Nassau St	Townhouse	3	2	10	\$879K	\$900K
24 February, 2017	706, 270 Spadina Ave	Condo	1	1	23	\$450K	\$440K
25 February, 2017	98B Beverley St	Townhouse	2	1	11	\$530K	\$500K
28 February, 2017	312, 270 Spadina Ave	Condo	1	1	21	\$400K	\$404K
	905, 80 Vanauley St	Condo	2	2	119	\$602K	\$607K
	4010, 426 University Ave	Condo	1	1	18	\$546K	\$544K
3 March, 2017	1309, 210 Simcoe St	Condo	1	1	0	\$620K	\$620K
4 March, 2017	4 Grange Ave	Townhouse	2	1	12	\$518K	\$670K
7 March, 2017	106 Oxford St	Other	2	3	7	\$1,250K	\$1,375K
13 March, 2017	Th09, 73 Mccaul St	Townhouse	4	3	13	\$729K	\$745K
14 March, 2017	302, 8 Oxford St	Condo	1	1	11	\$349K	\$350K
15 March, 2017	1201A, 280 Simcoe St	Condo	2	2	6	\$898K	\$980K
16 March, 2017	508, 15 Beverley St	Condo	1	1	3	\$350K	\$370K
17 March, 2017	404, 210 Simcoe St	Condo	1	1	15	\$500K	\$498K
	1602, 210 Simcoe St W	Condo	1	1	5	\$451K	\$461K
21 March, 2017	408, 160 Baldwin St	Condo	1	1	6	\$650K	\$719K
24 March, 2017	206, 270 Spadina Ave	Condo	1	1	59	\$446K	\$435K
	1006, 270 Spadina Ave	Condo	1	1	21	\$459K	\$435K
29 March, 2017	607, 210 Simcoe St	Condo	1	1	46	\$560K	\$550K
31 March, 2017	1204, 211 St Patrick St	Condo	2	2	3	\$895K	\$988K
1 April, 2017	203 Augusta Ave	Other	8	5	7	\$1,999K	\$1,820K
4 April, 2017	1, 56 Lippincott St	Townhouse	3	3	7	\$1,249K	\$1,625K
5 April, 2017	111, 80 Vanauley St	Condo	2	3	14	\$860K	\$840K
	605, 15 Beverley St	Condo	1	1	0	\$389K	\$402K
6 April, 2017	Ph 10, 10 Willison Sq	Condo	3	2	30	\$729K	\$750K

Data

Month, Day, Year of Sold Date	Address1	Property Type	Bedrooms	Washrooms	Days on the Market	List Price	Sold Price
7 April, 2017	22 Kensington Ave	Semi-Detached	3	2	4	\$1,090K	\$1,430K
	63 Cameron St	Other	4	3	3	\$1,380K	\$1,368K
9 April, 2017	8 D'arcy St	Townhouse	8	2	6	\$985K	\$1,210K
10 April, 2017	215, 18 Beverley St	Condo	2	1	4	\$575K	\$575K
	1809, 210 Simcoe St	Condo	1	1	13	\$585K	\$635K
11 April, 2017	104, 4B Grange Ave	Condo	2	1	8	\$499K	\$571K
	P107, 25 Soho St	Townhouse	2	2	13	\$829K	\$795K
12 April, 2017	6 Casimir St	Townhouse	4	2	68	\$1,100K	\$1,050K
14 April, 2017	703, 18 Beverley St	Condo	2	2	8	\$949K	\$960K
19 April, 2017	11, 98 Carr St	Townhouse	2	2	13	\$550K	\$651K
	2302, 426 University Ave	Condo	1	1	17	\$499K	\$489K
	2305, 210 Simcoe St	Condo	1	1	19	\$649K	\$645K
20 April, 2017	Ph02, 15 Beverley St	Condo	2	2	29	\$1,325K	\$1,260K
22 April, 2017	138 Huron St	Other	4	4	9	\$1,188K	\$1,581K
25 April, 2017	1402, 210 Simcoe St	Condo	1	1	24	\$450K	\$470K
26 April, 2017	373 Spadina Ave	Other	2	1	32	\$1,880K	\$1,780K
27 April, 2017	103, 25 Soho St	Townhouse	2	2	5	\$795K	\$800K
	Th2, 78 Carr St	Townhouse	1	1	1	\$440K	\$435K
1 May, 2017	407, 15 Beverley St	Condo	1	1	4	\$500K	\$510K
	B311, 18 Beverley St	Condo	1	2	13	\$500K	\$600K
4 May, 2017	3C, 150 Beverley St	Condo	3	2	7	\$714K	\$751K
8 May, 2017	Th31, 78 Carr St	Condo	1	1	5	\$440K	\$510K
10 May, 2017	216 Mc Caul St	Townhouse	6	2	5	\$1,500K	\$1,500K
	704, 188 Spadina Ave	Condo	2	2	9	\$700K	\$700K
	907, 210 Simcoe St	Condo	1	1	5	\$560K	\$555K
15 May, 2017	22A Phoebe St	Townhouse	2	4	7	\$1,299K	\$1,426K
	311, 270 Spadina Ave	Condo	1	1	6	\$430K	\$410K
16 May, 2017	906, 152 St Patrick St	Condo	1	1	19	\$450K	\$428K

Data

Month, Day, Year of Sold Date	Address1	Property Type	Bedrooms	Washrooms	Days on the Market	List Price	Sold Price
16 May, 2017	1102, 426 University Ave	Condo	1	1	22	\$499K	\$496K
17 May, 2017	2003, 210 Simcoe St	Condo	1	1	22	\$654K	\$645K
	Th7, 89 Mccaul St	Townhouse	3	3	14	\$789K	\$775K
18 May, 2017	1013, 435 Richmond St W	Condo	1	1	21	\$440K	\$438K
22 May, 2017	Ph903, 105 Mccaul St	Condo	1	1	4	\$310K	\$315K
23 May, 2017	605, 280 Simcoe St	Condo	2	2	12	\$759K	\$750K
25 May, 2017	14-16 Wolseley St	Semi-Detached	4	2	8	\$1,290K	\$1,409K
30 May, 2017	8 Lippincott St	Semi-Detached	2	2	7	\$1,049K	\$1,065K
	48 Nassau St	Semi-Detached	4	3	1	\$1,195K	\$1,200K
	705, 152 St Patrick St	Condo	1	1	8	\$498K	\$480K
31 May, 2017	83, 58 St. Patrick St	Townhouse	1	1	47	\$515K	\$505K
	706A, 280 Simcoe St	Condo	2	2	36	\$898K	\$850K
3 June, 2017	61 Grange Ave	Detached	5	4	24	\$2,200K	\$1,899K
5 June, 2017	633, 60 St Patrick St	Condo	1	1	7	\$280K	\$350K
6 June, 2017	1408, 120 St Patrick St	Condo	1	1	5	\$379K	\$356K
7 June, 2017	Th23, 88 Carr St	Townhouse	2	2	10	\$640K	\$635K
9 June, 2017	Th 2, 80 Carr St	Townhouse	2	2	7	\$668K	\$665K
10 June, 2017	502, 96 St. Patrick St	Condo	1	1	11	\$449K	\$456K
12 June, 2017	604, 188 Spadina Ave	Condo	2	2	24	\$700K	\$685K
13 June, 2017	201, 15 Beverley St	Condo	2	2	8	\$499K	\$540K
	1014, 80 St Patrick St	Condo	1	1	4	\$289K	\$331K
15 June, 2017	407, 160 Baldwin St	Condo	1	1	2	\$429K	\$465K
17 June, 2017	628, 297 College St	Condo	1	1	52	\$436K	\$425K
25 June, 2017	302, 18 Beverley St	Condo	2	2	6	\$799K	\$850K
26 June, 2017	112, 80 Vanauley St	Condo	2	3	102	\$870K	\$850K
27 June, 2017	2110, 210 Simcoe St	Condo	1	1	11	\$469K	\$471K
28 June, 2017	205, 80 Vanauley St	Condo	2	3	23	\$855K	\$850K
1 July, 2017	807, 96 St. Patrick St	Condo	1	1	2	\$450K	\$460K

Data

Month, Day, Year of Sold Date	Address1	Property Type	Bedrooms	Washrooms	Days on the Market	List Price	Sold Price
8 July, 2017	801, 426 University Ave	Condo	1	1	30	\$549K	\$535K
10 July, 2017	233, 60 St Patrick St	Condo	2	2	35	\$670K	\$668K
	340, 60 St Patrick St	Condo	1	1	0	\$369K	\$399K
	Th 3, 60 Carr St	Townhouse	3	2	10	\$649K	\$820K
12 July, 2017	616, 160 Baldwin St	Condo	1	2	21	\$900K	\$910K
13 July, 2017	38 Orphanage Mews	Detached	2	2	1	\$1,049K	\$1,188K
15 July, 2017	32 Lippincott St	Townhouse	4	2	30	\$1,100K	\$1,055K
16 July, 2017	912, 10 Willison Sq	Condo	1	1	24	\$448K	\$425K
19 July, 2017	69 D'arcy St	Semi-Detached	9	5	9	\$1,388K	\$1,389K
	415, 96 St. Patrick St	Condo	1	1	69	\$559K	\$525K
21 July, 2017	517, 297 College St	Condo	2	2	25	\$589K	\$589K
23 July, 2017	Th8, 78 Carr St	Condo	1	1	5	\$508K	\$509K
25 July, 2017	207, 435 Richmond St W	Condo	2	2	69	\$700K	\$640K
	509, 18 Beverley St	Condo	2	2	4	\$825K	\$820K
	1205, 210 Simcoe St	Condo	1	1	7	\$500K	\$525K
29 July, 2017	67 Denison Ave	Detached	3	2	58	\$1,499K	\$1,310K
1 August, 2017	Th4, 188 Spadina Ave	Townhouse	3	3	14	\$1,088K	\$1,035K
2 August, 2017	B415, 18 Beverley St	Condo	1	1	55	\$575K	\$554K
11 August, 2017	18 Glasgow St	Townhouse	4	4	62	\$1,345K	\$1,288K
15 August, 2017	716, 89 Mccaul St	Condo	2	1	26	\$460K	\$440K
16 August, 2017	1013, 96 St Patrick St	Condo	1	1	1	\$424K	\$420K
17 August, 2017	506, 169 John St	Condo	1	1	42	\$475K	\$467K
21 August, 2017	810B, 18 Beverley St	Condo	1	1	5	\$480K	\$526K
24 August, 2017	202, 105 Mccaul St	Condo	1	1	21	\$489K	\$477K
25 August, 2017	1108, 152 St Patrick St	Condo	2	2	42	\$638K	\$620K
27 August, 2017	819, 222 Spadina Ave	Condo	2	2	70	\$650K	\$650K
28 August, 2017	512, 297 College St	Condo	1	1	5	\$510K	\$505K
1 September, 2017	2002, 426 University Ave	Condo	1	1	23	\$523K	\$495K

Data

Month, Day, Year of Sold Date	Address1	Property Type	Bedrooms	Washrooms	Days on the Market	List Price	Sold Price
2 September, 2017	1106, 435 Richmond St W	Condo	1	2	11	\$499K	\$549K
5 September, 2017	412, 435 Richmond St	Condo	1	1	5	\$425K	\$425K
7 September, 2017	611, 38 Cameron St	Condo	1	2	1	\$499K	\$550K
	611, 152 St. Patrick St	Condo	1	1	10	\$519K	\$504K
	Th26, 80 Carr St	Townhouse	2	2	6	\$599K	\$650K
8 September, 2017	245, 53 Mccaul St	Condo	2	1	115	\$550K	\$520K
13 September, 2017	1508, 297 College St W	Condo	2	1	20	\$600K	\$610K
	A, 98 Beverley St	Condo	2	1	5	\$700K	\$710K
	Th6, 68 Carr St	Townhouse	2	2	5	\$649K	\$658K
15 September, 2017	226, 89 Mccaul St	Condo	2	2	1	\$535K	\$560K
19 September, 2017	503, 11 Soho St	Condo	2	2	7	\$829K	\$815K
21 September, 2017	2606, 426 University Ave	Condo	1	1	2	\$498K	\$485K
22 September, 2017	18 Egerton Lane	Detached	3	4	9	\$1,550K	\$1,535K
	901, 435 Richmond St	Condo	1	1	9	\$440K	\$440K
	#835, 60 St Patrick St	Condo	1	1	1	\$385K	\$390K
23 September, 2017	907, 96 St. Patrick St	Condo	1	1	2	\$470K	\$480K
25 September, 2017	19 Huron St	Semi-Detached	3	4	14	\$1,299K	\$1,296K
26 September, 2017	608, 18 Beverley St	Condo	1	1	7	\$489K	\$541K
27 September, 2017	806, 15 Beverley St	Condo	1	1	22	\$519K	\$510K
29 September, 2017	31 Sullivan St	Townhouse	7	3	2	\$1,180K	\$1,180K
3 October, 2017	906, 519 Dundas St W	Condo	2	2	19	\$570K	\$546K
	3210, 426 University Ave	Condo	1	1	17	\$610K	\$590K
5 October, 2017	518, 80 St Patrick St	Condo	1	1	6	\$300K	\$335K
6 October, 2017	711, 99 Cameron St	Condo	2	2	32	\$560K	\$550K
	814, 80 St Patrick St	Condo	1	1	0	\$385K	\$385K
	4003, 426 University Ave	Condo	2	1	15	\$728K	\$740K
10 October, 2017	137, 71 Mccaul St	Condo	1	1	29	\$400K	\$386K
11 October, 2017	904, 188 Spadina Ave	Condo	2	2	43	\$768K	\$758K

Data

Month, Day, Year of Sold Date	Address1	Property Type	Bedrooms	Washrooms	Days on the Market	List Price	Sold Price
13 October, 2017	903, 435 Richmond St W	Condo	2	2	24	\$699K	\$685K
	1011, 435 Richmond St W	Condo	2	2	3	\$645K	\$635K
14 October, 2017	912, 38 Cameron St	Condo	1	2	18	\$570K	\$565K
16 October, 2017	501, 15 Beverley St	Condo	1	1	21	\$569K	\$553K
19 October, 2017	403, 15 Beverley St	Condo	2	1	43	\$700K	\$685K
	420, 160 Baldwin St	Condo	1	2	100	\$880K	\$850K
	526, 38 Cameron St	Condo	1	1	54	\$525K	\$497K
21 October, 2017	312, 435 Richmond St W	Condo	1	1	80	\$440K	\$433K
22 October, 2017	205, 10 Willison Sq	Condo	0	1	38	\$355K	\$330K
23 October, 2017	515, 96 St. Patrick St	Condo	2	1	20	\$500K	\$500K
27 October, 2017	408, 211 St Patrick St	Condo	2	2	20	\$919K	\$888K
	501C, 211 St Patrick St	Condo	2	2	4	\$929K	\$938K
	Ph4, 15 Beverley St	Condo	2	2	9	\$1,330K	\$1,300K
28 October, 2017	Th27, 88 Carr St	Townhouse	1	1	3	\$399K	\$441K
30 October, 2017	715, 297 College St	Condo	1	1	11	\$520K	\$515K
31 October, 2017	807, 435 Richmond St W	Condo	1	2	11	\$549K	\$556K
	1109, 120 St Patrick St	Condo	1	1	6	\$395K	\$405K
	Th16, 98 Carr St	Townhouse	1	1	4	\$499K	\$510K
3 November, 2017	213, 160 Baldwin St	Condo	1	1	74	\$615K	\$610K
8 November, 2017	1001, 188 Spadina Ave	Condo	3	2	12	\$989K	\$933K
10 November, 2017	39 Oxford St	Other	5	3	95	\$1,359K	\$1,250K
	817, 80 St Patrick St	Condo	1	1	1	\$409K	\$409K
14 November, 2017	377 Dundas St W	Detached	9	5	42	\$3,600K	\$3,280K
16 November, 2017	1A, 150 Beverley St	Condo	2	1	22	\$525K	\$498K
17 November, 2017	7 Leonard Ave	Semi-Detached	3	3	8	\$898K	\$898K
	227, 38 Cameron St	Condo	1	1	22	\$499K	\$473K
19 November, 2017	1213, 210 Simcoe St	Condo	1	1	18	\$490K	\$493K
21 November, 2017	507 C, 211 St Patrick St	Condo	2	2	8	\$849K	\$868K

Data

Month, Day, Year of Sold Date	Address1	Property Type	Bedrooms	Washrooms	Days on the Market	List Price	Sold Price
22 November, 2017	531, 60 St Patrick St	Condo	1	1	6	\$409K	\$405K
24 November, 2017	902, 38 Cameron St	Condo	1	2	59	\$569K	\$560K
27 November, 2017	20 Cameron St	Semi-Detached	3	2	12	\$1,299K	\$1,275K
	707, 435 Richmond St W	Condo	1	2	125	\$575K	\$557K
29 November, 2017	Th06, 98 Carr St	Townhouse	2	2	2	\$685K	\$685K
3 December, 2017	306, 11 Soho St	Condo	1	1	3	\$525K	\$658K
4 December, 2017	727, 38 Cameron St	Condo	2	2	6	\$703K	\$665K
8 December, 2017	1020, 297 College St	Condo	2	2	17	\$699K	\$694K
	Th29, 88 Carr St	Townhouse	2	2	44	\$569K	\$555K
13 December, 2017	Th 27, 80 Carr St	Townhouse	2	2	9	\$659K	\$650K
19 December, 2017	74 Oxford St	Townhouse	3	3	8	\$1,299K	\$1,250K
22 December, 2017	61 Mccaul St	Townhouse	2	1	10	\$649K	\$650K
26 December, 2017	407, 11 Soho St E	Condo	1	1	7	\$549K	\$641K
5 January, 2018	905, 435 Richmond St W	Condo	2	2	38	\$589K	\$589K
	Th17, 68 Carr St	Townhouse	2	2	28	\$630K	\$615K
12 January, 2018	403, 11 Soho St	Condo	2	2	1	\$879K	\$931K
17 January, 2018	620, 80 St Patrick St	Condo	1	1	7	\$338K	\$356K
24 January, 2018	1107, 426 University Ave	Condo	1	1	8	\$499K	\$485K
26 January, 2018	1008, 435 Richmond St W	Condo	2	2	15	\$615K	\$612K
2 February, 2018	43 Wolseley St	Townhouse	4	3	11	\$989K	\$967K
8 February, 2018	#546, 53 Mccaul St	Condo	2	1	21	\$560K	\$530K
9 February, 2018	1503, 210 Simcoe St	Condo	1	1	8	\$500K	\$493K
11 February, 2018	3006, 426 University Ave	Condo	1	1	5	\$520K	\$508K
12 February, 2018	912, 297 College St	Condo	1	1	33	\$579K	\$550K
14 February, 2018	507, 210 Simcoe St	Condo	1	1	26	\$588K	\$580K
19 February, 2018	705, 18 Beverley St	Condo	1	1	12	\$560K	\$560K
23 February, 2018	Ph06, 10 Willison Sq	Condo	1	1	80	\$490K	\$500K
26 February, 2018	711, 297 College St	Condo	1	1	41	\$600K	\$594K

Data

Month, Day, Year of Sold Date	Address1	Property Type	Bedrooms	Washrooms	Days on the Market	List Price	Sold Price
27 February, 2018	503, 210 Simcoe St	Condo	1	1	23	\$492K	\$493K
5 March, 2018	6 Lippincott St	Semi-Detached	3	3	28	\$1,000K	\$985K
7 March, 2018	52 Carr St	Townhouse	3	3	48	\$1,089K	\$1,088K
	63 Cameron St	Other	4	3	21	\$1,480K	\$1,380K
	232, 73 Mccauley St	Condo	2	1	8	\$439K	\$500K
	533, 60 St Patrick St	Condo	1	1	36	\$410K	\$400K
8 March, 2018	2106, 210 Simcoe St	Condo	1	1	7	\$688K	\$668K
10 March, 2018	658 Dundas St W	Townhouse	4	3	138	\$1,088K	\$943K
13 March, 2018	1101 A, 280 Simcoe St	Condo	2	2	6	\$1,275K	\$1,225K
16 March, 2018	1203, 96 St Patrick St	Condo	1	1	23	\$559K	\$553K
18 March, 2018	1121, 80 St Patrick St	Condo	1	1	8	\$319K	\$423K
	#1701, 210 Simcoe St	Condo	1	1	2	\$608K	\$620K
19 March, 2018	917, 297 College St	Condo	1	1	103	\$570K	\$557K
	3003, 426 University Ave	Condo	1	1	7	\$718K	\$713K
21 March, 2018	1201, 210 Simcoe St	Condo	1	1	9	\$615K	\$613K
22 March, 2018	31, 68 Carr St	Townhouse	2	2	2	\$500K	\$710K
	628, 38 Cameron St	Condo	2	2	3	\$700K	\$665K
25 March, 2018	1007, 211 St Patrick St	Condo	2	2	5	\$859K	\$937K
27 March, 2018	16, 80 Carr St	Townhouse	1	1	7	\$500K	\$587K
	32 Bellevue Ave	Detached	3	2	6	\$1,100K	\$1,472K
	604, 210 Simcoe St	Condo	2	1	14	\$584K	\$625K