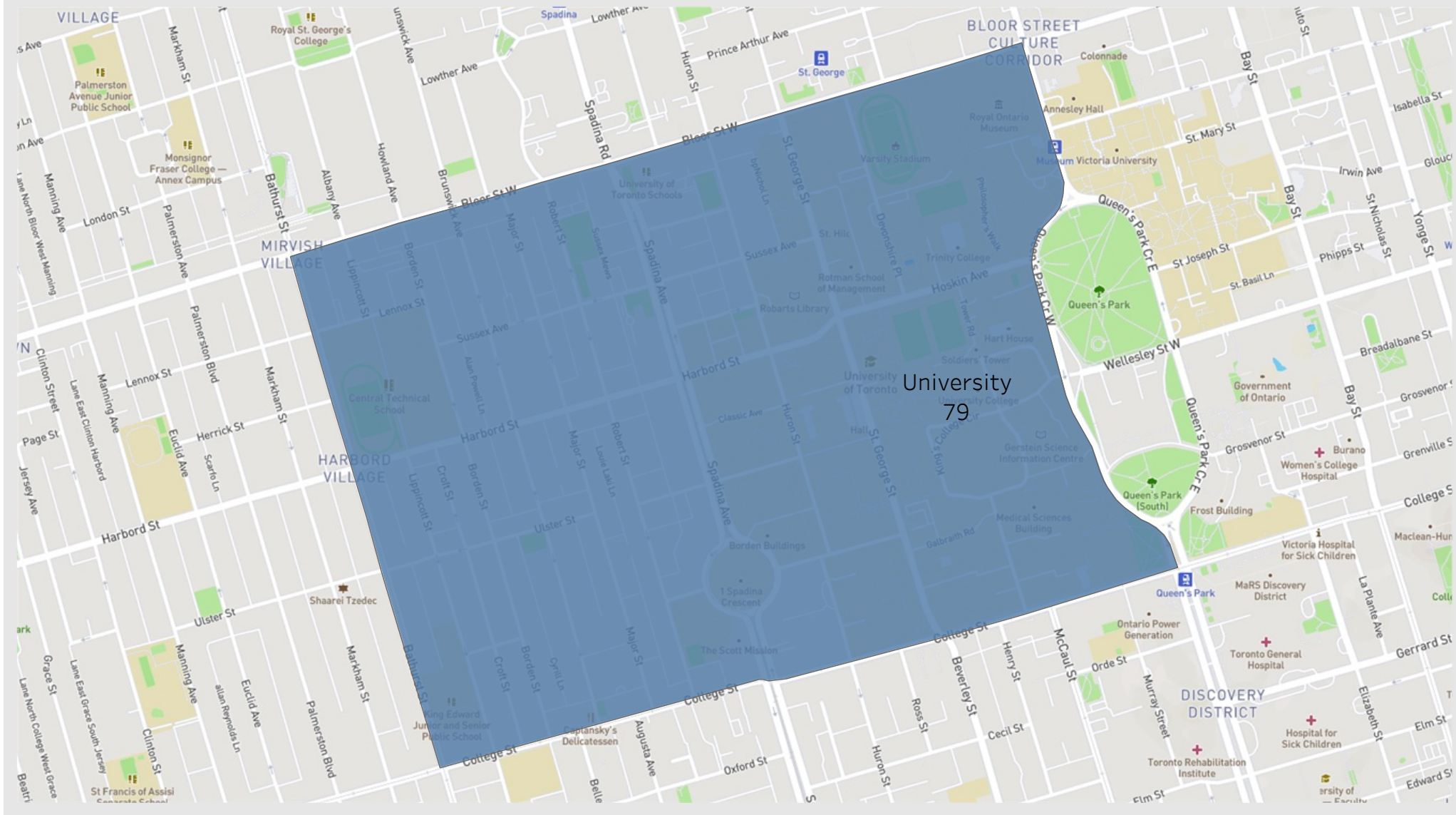
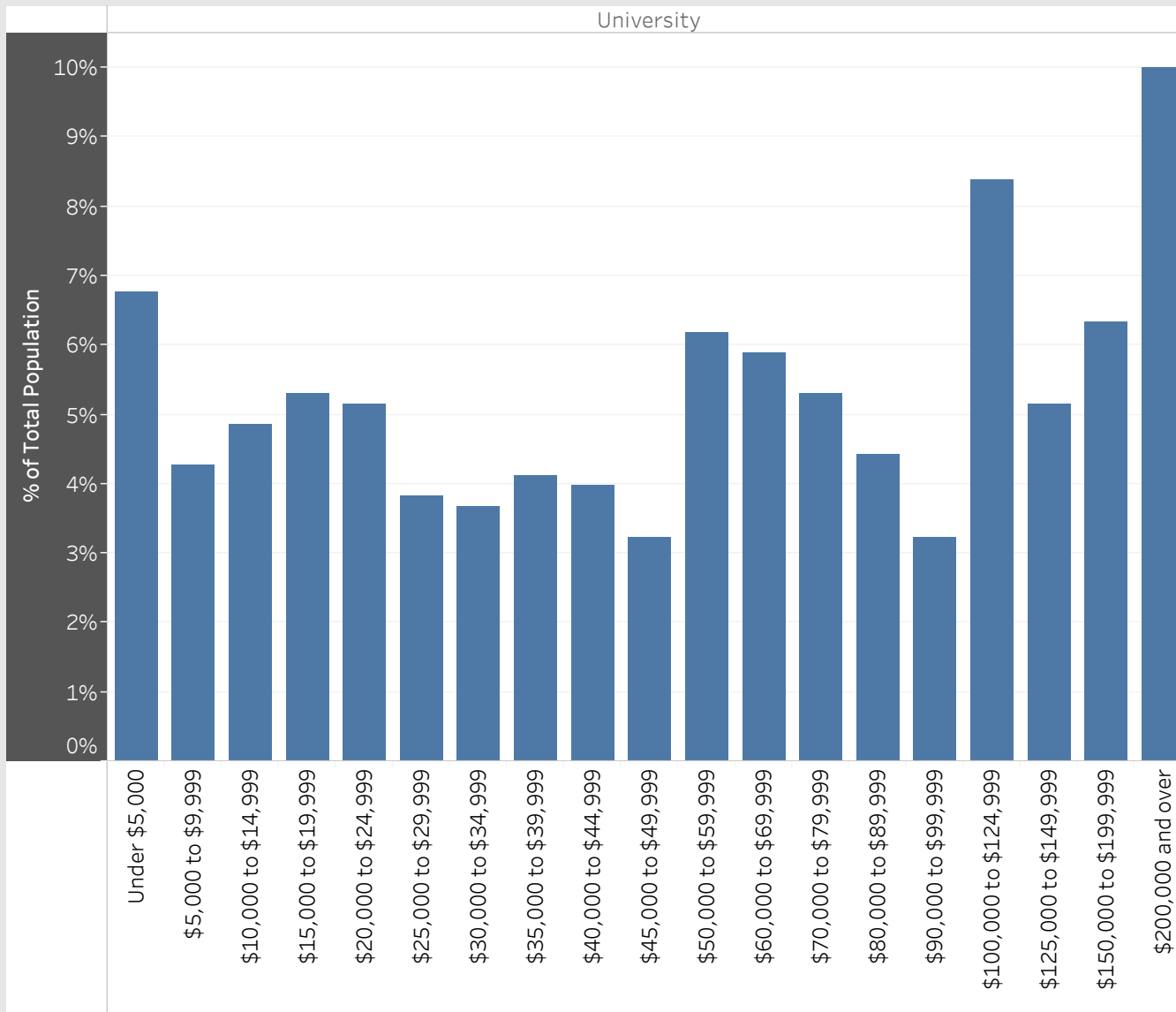


University
Neighbourhood Breakdown
July 1st, 2015 - March 31st, 2018

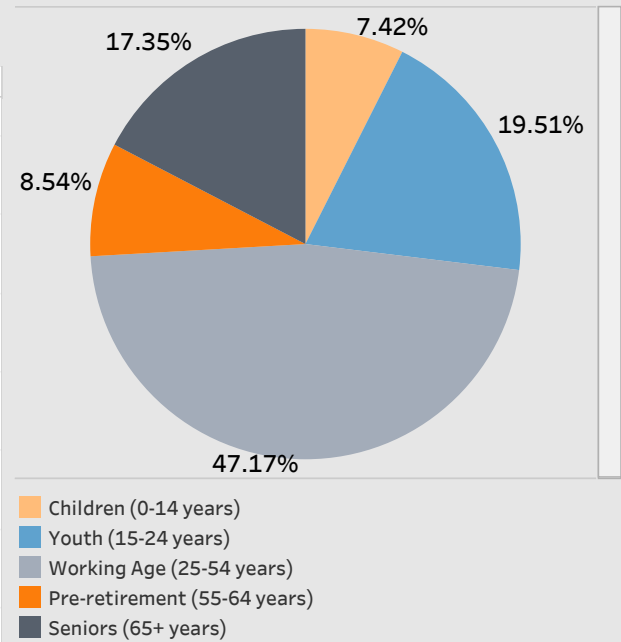


2016 StatsCan Data

Household Income in University



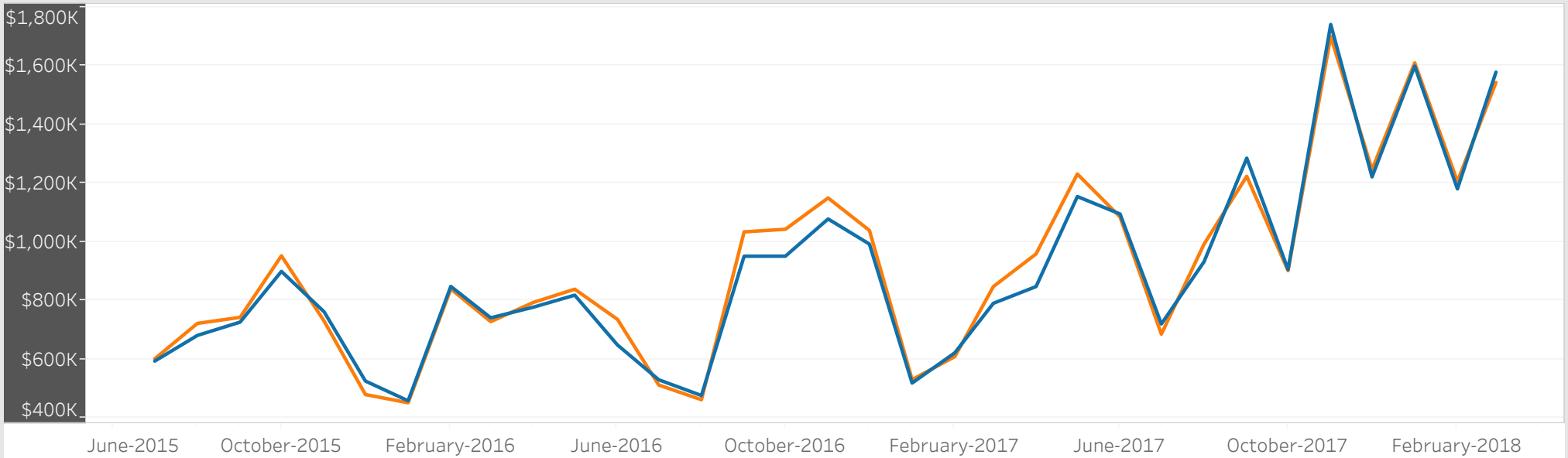
Age



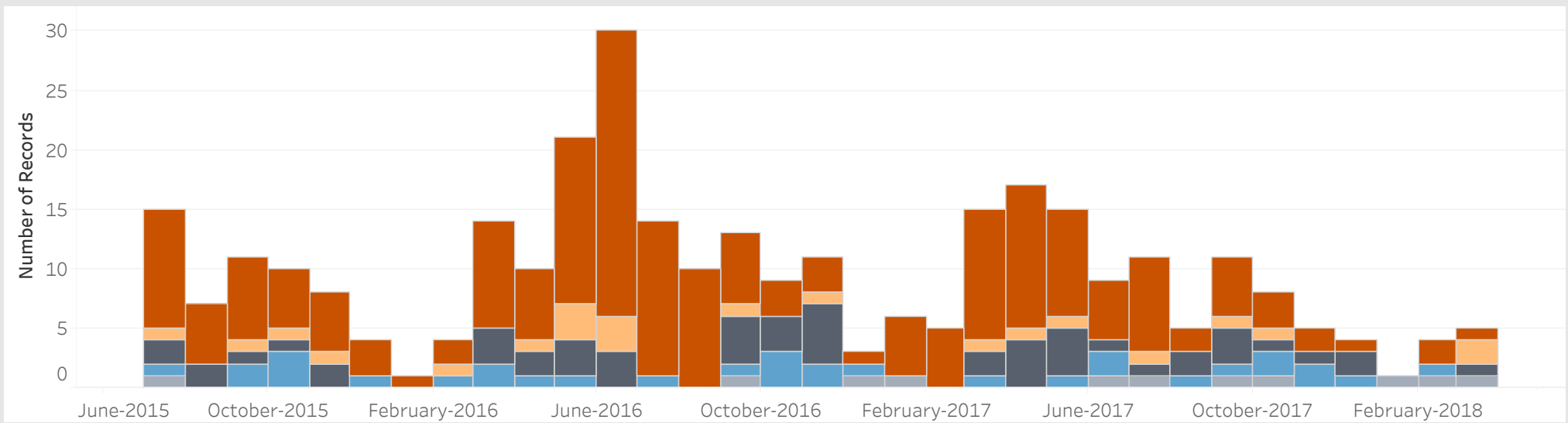
Visible Minorities

Not a visible minority	67.02%
Chinese	12.52%
South Asian	5.92%
Black	2.70%
Korean	2.47%
Filipino	2.10%
Latin American	1.80%
Japanese	1.57%
Multiple visible minorities	1.20%
Southeast Asian	1.20%
Arab	0.60%
West Asian	0.60%
Visible minority; n.i.e.	0.30%

Average Sold Price vs. Average Ask Price in University



Properties Sold in University by Month



Data

Month, Day, Year of Sold Date	Address1	Property Type	Bedrooms	Washrooms	Days on the Market	List Price	Sold Price
1 July, 2015	3205, 426 University Ave, Toronto	Condo	1	1	21	\$380K	\$378K
2 July, 2015	1510, 736 Spadina Ave, Toronto	Condo	2	2	9	\$715K	\$701K
6 July, 2015	705, 210 Simcoe St, Toronto	Condo	2	1	36	\$428K	\$428K
8 July, 2015	421, 783 Bathurst St, Toronto	Condo	3	1	43	\$469K	\$440K
	Ph301, 426 University Ave, Toronto	Condo	1	1	58	\$510K	\$499K
9 July, 2015	Ph310, 426 University Ave, Toronto	Condo	1	1	38	\$499K	\$490K
13 July, 2015	117 Major St, Toronto	Detached	7	2	7	\$998K	\$1,301K
17 July, 2015	2709, 426 University Ave, Toronto	Condo	1	1	52	\$389K	\$373K
18 July, 2015	2205, 210 Simcoe St, Toronto	Condo	2	1	39	\$499K	\$490K
20 July, 2015	248 Robert St, Toronto	Semi-Detached	4	2	7	\$1,150K	\$1,153K
23 July, 2015	197 Brunswick Ave, Toronto	Semi-Detached	2	2	3	\$789K	\$781K
26 July, 2015	2301, 210 Simcoe St, Toronto	Condo	2	1	10	\$529K	\$515K
28 July, 2015	1405, 210 Simcoe St, Toronto	Condo	2	1	52	\$429K	\$417K
29 July, 2015	94 Major St, Toronto	Townhouse	3	2	23	\$829K	\$790K
	1401, 720 Spadina Ave, Toronto	Other	1	1	27	\$298K	\$270K
3 August, 2015	236 Lippincott St, Toronto	Semi-Detached	3	2	47	\$848K	\$825K
11 August, 2015	202, 352 Front St, Toronto	Condo	1	1	23	\$379K	\$365K
	1810, 210 Simcoe St, Toronto	Condo	2	1	97	\$510K	\$476K
17 August, 2015	701, 168 Simcoe St, Toronto	Condo	1	1	15	\$389K	\$367K
23 August, 2015	709, 783 Bathurst St, Toronto	Condo	3	2	34	\$775K	\$795K
29 August, 2015	18 Brunswick Ave, Toronto	Semi-Detached	6	3	4	\$1,195K	\$1,580K
	311, 783 Bathurst St, Toronto	Condo	3	2	19	\$675K	\$650K
4 September, 2015	2707, 426 University Ave, Toronto	Condo	1	1	4	\$380K	\$376K
10 September, 2015	254 Robert St, Toronto	Townhouse	3	4	5	\$1,199K	\$1,325K
	615, 736 Spadina Ave, Toronto	Condo	2	1	17	\$424K	\$431K
14 September, 2015	169 Lippincott St, Toronto	Semi-Detached	3	3	6	\$979K	\$1,250K
	1012, 210 Simcoe St, Toronto	Condo	2	1	41	\$389K	\$367K
21 September, 2015	1706, 736 Spadina Ave, Toronto	Condo	2	2	49	\$575K	\$547K

Data

Month, Day, Year of Sold Date	Address1	Property Type	Bedrooms	Washrooms	Days on the Market	List Price	Sold Price
22 September, 2015	506, 783 Bathurst St, Toronto	Condo	3	1	34	\$309K	\$308K
24 September, 2015	286 Robert St, Toronto	Townhouse	4	4	23	\$1,395K	\$1,220K
27 September, 2015	307A, 280 Simcoe St, Toronto	Condo	2	2	40	\$655K	\$644K
28 September, 2015	378 Lippincott St, Toronto	Detached	3	2	6	\$1,200K	\$1,230K
30 September, 2015	3210, 426 University Ave, Toronto	Condo	1	1	57	\$490K	\$475K
8 October, 2015	604, 736 Spadina Ave, Toronto	Condo	2	1	8	\$628K	\$620K
10 October, 2015	324, 783 Bathurst St, Toronto	Condo	3	1	65	\$450K	\$435K
12 October, 2015	3406, 426 University Ave, Toronto	Condo	1	1	42	\$393K	\$392K
13 October, 2015	5301, 65 Bremner Blvd, Toronto	Condo	2	3	62	\$1,450K	\$1,440K
14 October, 2015	76 Ulster St, Toronto	Townhouse	3	2	88	\$959K	\$925K
	210 Major St, Toronto	Detached	5	6	10	\$1,498K	\$1,700K
21 October, 2015	56 Brunswick Ave, Toronto	Semi-Detached	5	2	9	\$1,295K	\$1,525K
25 October, 2015	96 Major St, Toronto	Townhouse	3	4	6	\$999K	\$1,185K
27 October, 2015	62 Ulster St, Toronto	Townhouse	7	3	21	\$925K	\$915K
29 October, 2015	716, 736 Spadina Ave, Toronto	Condo	2	1	36	\$399K	\$390K
2 November, 2015	277 Brunswick Ave, Toronto	Semi-Detached	3	2	29	\$1,499K	\$1,372K
5 November, 2015	322, 783 Bathurst St, Toronto	Condo	3	1	58	\$389K	\$376K
10 November, 2015	2508, 210 Simcoe St, Toronto	Condo	2	1	23	\$629K	\$620K
12 November, 2015	1002, 426 University Ave, Toronto	Condo	1	1	18	\$360K	\$361K
	1109, 426 University Ave, Toronto	Condo	1	1	15	\$390K	\$388K
16 November, 2015	186 Lippincott St, Toronto	Semi-Detached	3	4	21	\$1,249K	\$1,195K
27 November, 2015	2002, 210 Simcoe St, Toronto	Condo	2	1	10	\$430K	\$430K
30 November, 2015	173 Lippincott St, Toronto	Detached	2	3	34	\$1,149K	\$1,100K
15 December, 2015	426, 783 Bathurst St, Toronto	Condo	3	1	75	\$430K	\$415K
	617, 736 Spadina Ave, Toronto	Condo	2	1	98	\$425K	\$415K
22 December, 2015	143 Lippincott St, Toronto	Townhouse	3	2	17	\$800K	\$650K
23 December, 2015	1210, 426 University Ave, Toronto	Condo	1	1	83	\$449K	\$440K
28 January, 2016	519, 783 Bathurst St	Condo	1	1	13	\$459K	\$452K

Data

Month, Day, Year of Sold Date	Address1	Property Type	Bedrooms	Washrooms	Days on the Market	List Price	Sold Price
6 February, 2016	416, 783 Bathurst St	Condo	1	1	4	\$459K	\$450K
16 February, 2016	193 Brunswick Ave	Detached	3	4	6	\$1,589K	\$1,558K
26 February, 2016	42 Ulster St	Townhouse	3	3	8	\$900K	\$913K
	2503, 55 Centre Ave	Condo	2	2	14	\$446K	\$438K
1 March, 2016	250 Lippincott St	Townhouse	3	2	36	\$979K	\$925K
	Ph210, 426 University Ave	Condo	1	1	33	\$540K	\$520K
3 March, 2016	161 Lippincott St	Townhouse	4	3	6	\$1,100K	\$920K
9 March, 2016	248 Brunswick Ave Ave	Semi-Detached	3	2	9	\$900K	\$895K
10 March, 2016	1501, 96 St Patrick St	Condo	1	1	2	\$443K	\$450K
11 March, 2016	59 Sussex Ave	Semi-Detached	3	5	24	\$1,950K	\$1,900K
	421, 140 Simcoe St	Condo	0	1	56	\$275K	\$269K
13 March, 2016	316 Robert St	Semi-Detached	3	3	10	\$1,199K	\$1,425K
15 March, 2016	712, 210 Simcoe St	Condo	1	1	105	\$365K	\$340K
22 March, 2016	1602, 71 Simcoe St	Condo	2	3	8	\$599K	\$599K
23 March, 2016	2203, 426 University Ave	Condo	2	1	29	\$543K	\$537K
29 March, 2016	Lph 32, 21 Nelson St	Condo	1	2	72	\$659K	\$638K
30 March, 2016	520, 783 Bathurst St	Condo	1	1	66	\$459K	\$420K
31 March, 2016	1102, 210 Simcoe St	Condo	1	1	69	\$369K	\$360K
12 April, 2016	286 Major St	Semi-Detached	3	2	6	\$1,195K	\$1,268K
	902, 736 Spadina Ave, Toronto	Condo	2	1	20	\$450K	\$443K
13 April, 2016	610, 736 Spadina Ave	Condo	2	2	28	\$699K	\$680K
	Lph07, 21 Nelson St	Condo	1	2	39	\$540K	\$530K
17 April, 2016	624, 783 Bathurst St	Condo	1	1	15	\$459K	\$450K
23 April, 2016	16 Croft St	Semi-Detached	2	2	26	\$1,488K	\$1,454K
28 April, 2016	161 Major St	Townhouse	3	2	7	\$899K	\$1,119K
	257 Borden St	Detached	2	1	4	\$1,199K	\$1,172K
29 April, 2016	3406, 426 University Ave	Condo	1	1	101	\$390K	\$383K
30 April, 2016	1706, 210 Simcoe St	Condo	1	1	53	\$459K	\$440K

Data

Month, Day, Year of Sold Date	Address1	Property Type	Bedrooms	Washrooms	Days on the Market	List Price	Sold Price
3 May, 2016	Lph 04, 736 Spadina Ave	Condo	2	2	13	\$888K	\$860K
6 May, 2016	139 Brunswick Ave	Semi-Detached	3	3	11	\$1,888K	\$1,888K
	406, 210 Simcoe St	Condo	1	1	71	\$440K	\$420K
	712, 736 Spadina Ave	Condo	1	1	9	\$379K	\$372K
9 May, 2016	3505, 224 King St	Condo	1	1	7	\$550K	\$526K
10 May, 2016	2708, 426 University Ave	Condo	1	1	36	\$559K	\$540K
	Ph 201, 426 University Ave	Condo	1	1	102	\$515K	\$500K
11 May, 2016	91 Lippincott St	Detached	3	2	2	\$1,099K	\$1,350K
12 May, 2016	69 Brunswick Ave	Semi-Detached	7	2	1	\$1,295K	\$1,495K
13 May, 2016	1106, 736 Spadina Ave	Condo	1	2	24	\$569K	\$550K
	1205, 736 Spadina Ave	Condo	2	2	2	\$729K	\$715K
18 May, 2016	36 Robert St	Semi-Detached	4	3	7	\$899K	\$1,255K
	3206, 426 University Ave	Condo	1	1	110	\$380K	\$376K
24 May, 2016	215 Major St	Detached	4	5	27	\$2,300K	\$2,200K
	305, 783 Bathurst St	Condo	1	1	41	\$360K	\$356K
25 May, 2016	1906, 125 Peter St	Condo	1	1	36	\$405K	\$405K
	3503, 426 University Ave	Condo	1	1	36	\$559K	\$545K
27 May, 2016	217, 736 Spadina Ave	Condo	1	1	10	\$399K	\$390K
	252 Lippincott St	Townhouse	2	3	14	\$998K	\$998K
28 May, 2016	117 Major St	Detached	3	6	19	\$1,590K	\$1,500K
	2008, 210 Simcoe St	Condo	1	1	56	\$389K	\$377K
1 June, 2016	612, 210 Simcoe St	Condo	1	1	17	\$350K	\$350K
	639 Bathurst St	Detached	4	2	7	\$800K	\$1,337K
	1906, 210 Simcoe St	Condo	1	1	30	\$470K	\$450K
	2305, 426 University Ave	Condo	1	1	57	\$376K	\$371K
3 June, 2016	29 Sussex Ave	Detached	4	3	8	\$1,580K	\$2,360K
	1503, 210 Simcoe St	Condo	1	1	64	\$369K	\$363K
5 June, 2016	282 Brunswick Ave	Semi-Detached	5	3	1	\$988K	\$1,180K

Data

Month, Day, Year of Sold Date	Address1	Property Type	Bedrooms	Washrooms	Days on the Market	List Price	Sold Price
8 June, 2016	403, 210 Simcoe St	Condo	2	1	30	\$550K	\$545K
9 June, 2016	402, 783 Bathurst St	Condo	1	1	36	\$313K	\$310K
	2010, 426 University Ave	Condo	1	1	37	\$459K	\$445K
13 June, 2016	1913, 210 Simcoe St	Condo	1	1	59	\$388K	\$374K
	3906, 426 University Ave	Condo	1	1	49	\$399K	\$388K
14 June, 2016	220 Robert St	Semi-Detached	4	3	7	\$1,199K	\$1,750K
15 June, 2016	1205, 426 University Ave	Condo	1	1	27	\$370K	\$365K
16 June, 2016	2705, 426 University Ave	Condo	1	1	3	\$383K	\$373K
20 June, 2016	170 Borden St	Detached	4	3	5	\$1,399K	\$2,010K
	2207, 426 University Ave	Condo	1	1	16	\$370K	\$365K
21 June, 2016	1501, 426 University Ave	Condo	1	1	48	\$455K	\$440K
	4210, 426 University Ave	Condo	1	1	49	\$500K	\$491K
22 June, 2016	2205, 426 University Ave	Condo	1	1	7	\$378K	\$376K
23 June, 2016	612, 783 Bathurst St	Condo	1	1	21	\$445K	\$436K
	704, 783 Bathurst St	Condo	1	1	7	\$435K	\$430K
	1010, 426 University Ave	Condo	1	1	21	\$449K	\$451K
24 June, 2016	3903, 426 University Ave	Condo	1	1	29	\$579K	\$560K
25 June, 2016	1507, 736 Spadina Ave	Condo	2	2	10	\$900K	\$886K
27 June, 2016	801, 783 Bathurst St	Condo	2	2	6	\$727K	\$723K
28 June, 2016	390 Huron St	Semi-Detached	6	4	7	\$1,950K	\$2,100K
29 June, 2016	1802, 71 Simcoe St	Condo	2	3	13	\$625K	\$625K
30 June, 2016	2, 151 Robert St	Condo	2	2	85	\$899K	\$875K
	407, 783 Bathurst St	Condo	1	1	17	\$370K	\$360K
7 July, 2016	710, 426 University Ave	Condo	1	1	66	\$480K	\$466K
	1003, 210 Simcoe St	Condo	1	1	60	\$375K	\$365K
11 July, 2016	171 Brunswick Ave	Townhouse	3	2	55	\$1,395K	\$1,265K
13 July, 2016	318, 783 Bathurst St	Condo	1	1	46	\$440K	\$435K
14 July, 2016	2902, 180 University Ave	Condo	1	1	58	\$749K	\$720K

Data

Month, Day, Year of Sold Date	Address1	Property Type	Bedrooms	Washrooms	Days on the Market	List Price	Sold Price
18 July, 2016	902, 426 University Ave	Condo	1	1	78	\$396K	\$393K
	2007, 125 Peter St	Condo	1	1	60	\$410K	\$405K
19 July, 2016	1203, 210 Simcoe St	Condo	1	1	4	\$369K	\$361K
22 July, 2016	303, 783 Bathurst St	Condo	0	1	4	\$295K	\$310K
25 July, 2016	1407, 736 Spadina Ave	Condo	2	2	7	\$869K	\$831K
27 July, 2016	1703, 426 University Ave	Condo	1	1	20	\$550K	\$540K
	2207, 55 Centre Ave	Condo	1	1	9	\$409K	\$409K
28 July, 2016	3209, 426 University Ave	Condo	1	1	15	\$409K	\$395K
29 July, 2016	308, 783 Bathurst St	Condo	0	1	23	\$280K	\$280K
3 August, 2016	2510, 210 Simcoe St	Condo	1	1	12	\$400K	\$403K
4 August, 2016	316, 736 Spadina Ave	Condo	1	1	44	\$398K	\$372K
	507, 783 Bathurst St	Condo	1	1	18	\$370K	\$362K
	2607, 426 University Ave	Condo	1	1	20	\$398K	\$379K
8 August, 2016	2506, 426 University Ave	Condo	1	1	15	\$399K	\$386K
9 August, 2016	404, 783 Bathurst St	Condo	0	1	9	\$300K	\$299K
13 August, 2016	4102, 426 University Ave	Condo	1	1	39	\$425K	\$413K
14 August, 2016	1707, 426 University Ave	Condo	1	1	35	\$389K	\$384K
15 August, 2016	2909, 426 University Ave	Condo	1	1	11	\$409K	\$401K
31 August, 2016	4808, 180 University Ave	Condo	2	3	111	\$1,280K	\$1,225K
2 September, 2016	84 Brunswick Ave	Semi-Detached	5	3	2	\$1,600K	\$2,000K
	1108, 426 University Ave	Condo	1	1	55	\$569K	\$550K
3 September, 2016	A, 188 Lippincott St	Semi-Detached	3	3	5	\$1,090K	\$1,100K
11 September, 2016	122 Brunswick Ave	Townhouse	6	4	4	\$1,050K	\$1,401K
13 September, 2016	602, 736 Spadina Ave	Condo	1	1	75	\$450K	\$423K
16 September, 2016	3506, 426 University Ave	Condo	1	1	6	\$405K	\$396K
17 September, 2016	315, 736 Spadina Ave	Condo	1	1	46	\$599K	\$573K
21 September, 2016	147 Borden St	Semi-Detached	4	3	7	\$1,595K	\$1,646K
25 September, 2016	99 Brunswick Ave	Other	4	4	4	\$1,825K	\$1,800K

Data

Month, Day, Year of Sold Date	Address1	Property Type	Bedrooms	Washrooms	Days on the Market	List Price	Sold Price
26 September, 2016	3403, 426 University Ave	Condo	1	1	39	\$575K	\$556K
28 September, 2016	150 Major St	Semi-Detached	3	2	20	\$1,199K	\$1,135K
29 September, 2016	18 Ulster St	Detached	4	2	8	\$1,000K	\$1,450K
30 September, 2016	3705, 426 University Ave	Condo	1	1	3	\$410K	\$415K
2 October, 2016	1607, 426 University Ave	Condo	1	1	29	\$398K	\$397K
6 October, 2016	6 Croft St	Semi-Detached	3	3	1	\$1,585K	\$1,620K
11 October, 2016	81A Ulster St	Townhouse	3	3	6	\$900K	\$1,070K
13 October, 2016	710, 775 King St W	Condo	2	2	1	\$639K	\$655K
14 October, 2016	530, 783 Bathurst St	Condo	1	1	2	\$485K	\$485K
16 October, 2016	237 Lippincott St	Semi-Detached	3	2	3	\$999K	\$1,300K
18 October, 2016	245 Brunswick Ave	Semi-Detached	3	4	7	\$918K	\$1,160K
23 October, 2016	76 Ulster St	Townhouse	3	2	2	\$990K	\$1,176K
31 October, 2016	44 Robert St	Townhouse	3	3	12	\$1,649K	\$1,525K
2 November, 2016	226 Lippincott St	Semi-Detached	4	1	8	\$799K	\$1,200K
8 November, 2016	194 Major St	Semi-Detached	2	1	7	\$659K	\$710K
9 November, 2016	184 Borden St	Townhouse	3	2	1	\$1,050K	\$1,395K
17 November, 2016	20 Lennox St	Detached	3	2	30	\$1,300K	\$1,240K
	223 Borden St	Semi-Detached	4	1	6	\$849K	\$1,000K
22 November, 2016	3009, 180 University Ave	Condo	2	3	52	\$1,388K	\$1,320K
25 November, 2016	165 Robert St	Semi-Detached	3	3	10	\$1,849K	\$1,800K
	1305, 736 Spadina Ave	Condo	2	2	2	\$739K	\$763K
28 November, 2016	57 Major St	Townhouse	4	3	19	\$1,199K	\$1,120K
	108 Sussex Ave	Semi-Detached	3	4	39	\$1,450K	\$1,529K
29 November, 2016	2208, 426 University Ave	Condo	1	1	22	\$578K	\$570K
1 December, 2016	408, 783 Bathurst St	Condo	0	1	22	\$329K	\$320K
12 December, 2016	45 Borden St	Townhouse	3	2	7	\$1,049K	\$1,325K
16 December, 2016	24 Ulster St	Other	5	3	94	\$1,600K	\$1,473K
7 January, 2017	2510, 426 University Ave	Condo	1	1	18	\$539K	\$538K

Data

Month, Day, Year of Sold Date	Address1	Property Type	Bedrooms	Washrooms	Days on the Market	List Price	Sold Price
9 January, 2017	5005, 180 University Ave	Condo	1	1	101	\$1,050K	\$1,030K
10 January, 2017	1408, 720 Spadina Ave	Other	1	1	34	\$299K	\$308K
12 January, 2017	812, 210 Simcoe St	Condo	1	1	5	\$399K	\$400K
15 January, 2017	1802, 210 Simcoe St	Condo	1	1	13	\$429K	\$429K
17 January, 2017	1629, 250 Wellington St W	Condo	1	1	7	\$399K	\$480K
18 February, 2017	223, 783 Bathurst St	Condo	1	1	45	\$459K	\$450K
20 February, 2017	809, 426 University Ave	Condo	1	1	5	\$449K	\$440K
23 February, 2017	902, 210 Simcoe St	Condo	1	1	2	\$429K	\$429K
24 February, 2017	514, 783 Bathurst St	Condo	1	1	18	\$519K	\$519K
28 February, 2017	3908, 180 University Ave	Condo	2	3	79	\$1,255K	\$1,208K
1 March, 2017	160 Borden St	Semi-Detached	5	2	1	\$1,650K	\$1,908K
	603, 101 Peter St	Condo	1	1	7	\$470K	\$465K
2 March, 2017	2210, 210 Simcoe St	Condo	1	1	16	\$438K	\$448K
3 March, 2017	543, 250 Wellington St W	Condo	1	1	3	\$439K	\$490K
7 March, 2017	2007, 426 University Ave	Condo	1	1	4	\$439K	\$450K
8 March, 2017	3201, 426 University Ave	Condo	1	1	12	\$598K	\$575K
18 March, 2017	2006, 210 Simcoe St	Condo	2	1	1	\$619K	\$650K
20 March, 2017	45 Borden St	Townhouse	3	4	6	\$1,649K	\$1,654K
24 March, 2017	3202, 426 University Ave W	Condo	1	1	14	\$499K	\$496K
26 March, 2017	2010, 426 University Ave	Condo	1	1	2	\$540K	\$585K
27 March, 2017	216 Robert St	Semi-Detached	4	4	7	\$1,688K	\$2,105K
	2302, 101 Peter St	Condo	0	1	19	\$310K	\$315K
28 March, 2017	100 Bpnichol Lane	Detached	1	1	7	\$799K	\$885K
	804, 783 Bathurst St	Condo	3	2	15	\$1,249K	\$1,230K
31 March, 2017	1009, 426 University Ave	Condo	1	1	8	\$477K	\$462K
3 April, 2017	2603, 426 University Ave	Condo	2	1	6	\$599K	\$703K
	Ph301, 426 University Ave	Condo	1	1	1	\$600K	\$600K
8 April, 2017	40 Brunswick Ave	Semi-Detached	7	2	2	\$2,288K	\$2,488K

Data

Month, Day, Year of Sold Date	Address1	Property Type	Bedrooms	Washrooms	Days on the Market	List Price	Sold Price
8 April, 2017	3702, 180 University Ave	Condo	1	1	130	\$820K	\$780K
9 April, 2017	504, 783 Bathurst St	Condo	0	1	5	\$319K	\$348K
10 April, 2017	276 Brunswick Ave	Semi-Detached	3	3	7	\$1,349K	\$1,800K
	904, 20 Blue Jays Way	Condo	1	1	8	\$399K	\$527K
	3207, 125 Peter St	Condo	1	1	4	\$500K	\$560K
11 April, 2017	228 Brunswick Ave	Detached	6	6	8	\$1,600K	\$2,080K
12 April, 2017	202 Brunswick Ave	Semi-Detached	3	2	8	\$1,450K	\$1,550K
13 April, 2017	232 Major St	Semi-Detached	3	2	15	\$1,099K	\$1,285K
17 April, 2017	722, 199 Richmond St W	Condo	2	2	11	\$728K	\$762K
	3503, 125 Peter St	Condo	1	1	2	\$530K	\$547K
19 April, 2017	1205, 159 Dundas St E	Condo	2	2	5	\$649K	\$685K
20 April, 2017	1701, 426 University Ave	Condo	1	1	27	\$589K	\$605K
26 April, 2017	2106, 426 University Ave	Condo	1	1	3	\$399K	\$489K
27 April, 2017	1301, 736 Spadina Ave	Condo	1	1	5	\$495K	\$495K
2 May, 2017	175 Brunswick Ave	Detached	4	5	7	\$2,395K	\$2,295K
4 May, 2017	511, 210 Simcoe St	Condo	2	1	10	\$615K	\$641K
8 May, 2017	379 Huron St	Semi-Detached	7	7	7	\$2,499K	\$3,206K
9 May, 2017	308, 736 Spadina Ave	Condo	1	1	14	\$599K	\$550K
	722, 783 Bathurst St	Condo	1	1	1	\$399K	\$433K
11 May, 2017	1807, 736 Spadina Ave	Condo	2	2	20	\$860K	\$830K
12 May, 2017	4804, 180 University Ave	Condo	1	1	8	\$845K	\$850K
15 May, 2017	1307, 210 Simcoe St	Condo	1	1	4	\$559K	\$558K
16 May, 2017	157 Major St	Semi-Detached	3	2	15	\$1,755K	\$1,610K
20 May, 2017	614, 783 Bathurst St	Condo	1	1	25	\$488K	\$473K
22 May, 2017	106, 39 Queen's Quay E	Condo	3	3	6	\$1,538K	\$1,600K
24 May, 2017	87 Major St	Townhouse	3	2	10	\$1,149K	\$1,613K
29 May, 2017	200 Robert St	Semi-Detached	4	3	6	\$1,390K	\$1,520K
	411, 783 Bathurst St	Condo	3	2	6	\$649K	\$711K

Data

Month, Day, Year of Sold Date	Address1	Property Type	Bedrooms	Washrooms	Days on the Market	List Price	Sold Price
30 May, 2017	76 Willcocks St	Semi-Detached	3	2	1	\$1,579K	\$1,579K
9 June, 2017	118 Brunswick Ave	Other	4	3	28	\$1,488K	\$1,400K
13 June, 2017	364 Lippincott St	Semi-Detached	3	4	7	\$2,395K	\$2,420K
14 June, 2017	165 Major St	Townhouse	3	2	36	\$1,219K	\$1,153K
17 June, 2017	3708, 426 University Ave	Condo	1	1	4	\$649K	\$644K
20 June, 2017	1609, 736 Spadina Ave	Condo	2	2	6	\$799K	\$1,010K
22 June, 2017	143 Lippincott St	Townhouse	3	4	42	\$1,299K	\$1,150K
	713, 89 Mccaull St	Condo	1	1	5	\$325K	\$365K
24 June, 2017	806, 783 Bathurst St	Condo	3	2	2	\$1,085K	\$1,035K
27 June, 2017	1603, 426 University Ave	Condo	1	1	29	\$598K	\$589K
4 July, 2017	614, 736 Spadina Ave	Condo	1	1	20	\$576K	\$520K
	1109, 720 Spadina Ave	Other	1	1	22	\$310K	\$280K
5 July, 2017	912, 210 Simcoe St	Condo	1	1	32	\$450K	\$450K
6 July, 2017	706, 210 Simcoe St	Condo	1	1	22	\$499K	\$521K
	2601, 426 University Ave	Condo	1	1	41	\$648K	\$610K
8 July, 2017	1601, 736 Spadina Ave	Condo	1	1	2	\$589K	\$589K
10 July, 2017	199 Lippincott St	Semi-Detached	3	2	4	\$1,038K	\$1,000K
19 July, 2017	801, 783 Bathurst St	Condo	2	2	8	\$838K	\$815K
24 July, 2017	246 Lippincott St	Detached	7	5	6	\$1,680K	\$1,500K
25 July, 2017	328, 783 Bathurst St	Condo	2	2	15	\$569K	\$560K
28 July, 2017	2508, 210 Simcoe St	Condo	2	1	30	\$728K	\$699K
18 August, 2017	122 Borden St	Semi-Detached	3	2	4	\$1,000K	\$1,100K
21 August, 2017	1606, 426 University Ave	Condo	1	1	16	\$489K	\$480K
25 August, 2017	2902, 426 University Ave	Condo	1	1	4	\$499K	\$495K
27 August, 2017	97 Major St	Townhouse	2	2	5	\$1,079K	\$1,079K
29 August, 2017	99 Willcocks St	Semi-Detached	6	3	7	\$1,595K	\$1,808K
1 September, 2017	146 Brunswick Ave	Detached	5	3	11	\$1,650K	\$1,645K
5 September, 2017	104 Harbord St	Semi-Detached	3	2	35	\$1,599K	\$1,510K

Data

Month, Day, Year of Sold Date	Address1	Property Type	Bedrooms	Washrooms	Days on the Market	List Price	Sold Price
6 September, 2017	102 Ulster St	Other	8	7	14	\$1,499K	\$1,400K
	104 Ulster St	Semi-Detached	8	5	14	\$999K	\$660K
7 September, 2017	4403, 300 Front St W	Condo	3	3	59	\$1,699K	\$1,605K
12 September, 2017	247 Brunswick Ave	Semi-Detached	4	4	7	\$1,500K	\$1,575K
	805, 783 Bathurst St	Condo	3	2	34	\$1,195K	\$1,100K
14 September, 2017	100 Borden St	Townhouse	2	2	2	\$1,349K	\$1,325K
17 September, 2017	2101, 426 University Ave	Condo	1	1	40	\$610K	\$590K
	3815, 488 University Ave	Condo	1	1	19	\$659K	\$668K
22 September, 2017	2807, 180 University Ave	Condo	2	3	39	\$1,380K	\$1,380K
1 October, 2017	256 Robert St	Townhouse	2	2	19	\$1,333K	\$1,300K
	409, 210 Simcoe St	Condo	1	1	11	\$560K	\$550K
4 October, 2017	279 Major St	Semi-Detached	3	3	9	\$1,300K	\$1,350K
6 October, 2017	186 Brunswick Ave	Townhouse	3	3	9	\$1,499K	\$1,505K
13 October, 2017	603, 720 Spadina Ave	Other	0	1	6	\$228K	\$235K
	611, 783 Bathurst St	Condo	1	1	8	\$570K	\$567K
16 October, 2017	108 Robert St	Detached	3	2	11	\$900K	\$850K
	4604, 180 University Ave	Condo	1	1	4	\$859K	\$859K
13 November, 2017	15 Borden St	Townhouse	4	3	4	\$1,488K	\$1,603K
	96 Major St	Townhouse	3	4	7	\$1,299K	\$1,461K
17 November, 2017	44 Major St	Semi-Detached	3	3	2	\$1,499K	\$1,525K
	3302, 426 University Ave	Condo	1	1	16	\$529K	\$508K
20 November, 2017	6404, 180 University Ave	Condo	3	3	76	\$3,889K	\$3,400K
1 December, 2017	109, 95 Bathurst St E	Condo	2	2	9	\$699K	\$752K
2 December, 2017	28 Ulster St	Semi-Detached	4	3	2	\$1,499K	\$1,485K
4 December, 2017	16 Loretto Lane	Townhouse	2	2	42	\$699K	\$800K
15 December, 2017	226 Lippincott St	Semi-Detached	4	3	38	\$1,989K	\$1,950K
15 January, 2018	145 Borden St	Other	3	4	7	\$1,599K	\$1,610K
16 February, 2018	22 Brunswick Ave	Other	5	4	18	\$2,499K	\$2,400K

Data

Month, Day, Year of Sold Date	Address1	Property Type	Bedrooms	Washrooms	Days on the Market	List Price	Sold Price
16 February, 2018	808, 736 Spadina Ave	Condo	2	2	4	\$820K	\$920K
26 February, 2018	209, 783 Bathurst St	Condo	1	1	6	\$408K	\$509K
27 February, 2018	220 Brunswick Ave	Townhouse	2	1	7	\$995K	\$995K
2 March, 2018	815, 783 Bathurst St	Condo	2	2	9	\$1,149K	\$1,070K
10 March, 2018	255 Major St	Semi-Detached	3	3	2	\$1,299K	\$1,350K
11 March, 2018	1202, 720 Spadina Ave	Other	2	2	17	\$349K	\$415K
12 March, 2018	225 Brunswick Ave	Detached	0	2	6	\$2,595K	\$2,580K
19 March, 2018	219 Borden St	Detached	6	3	30	\$2,500K	\$2,300K