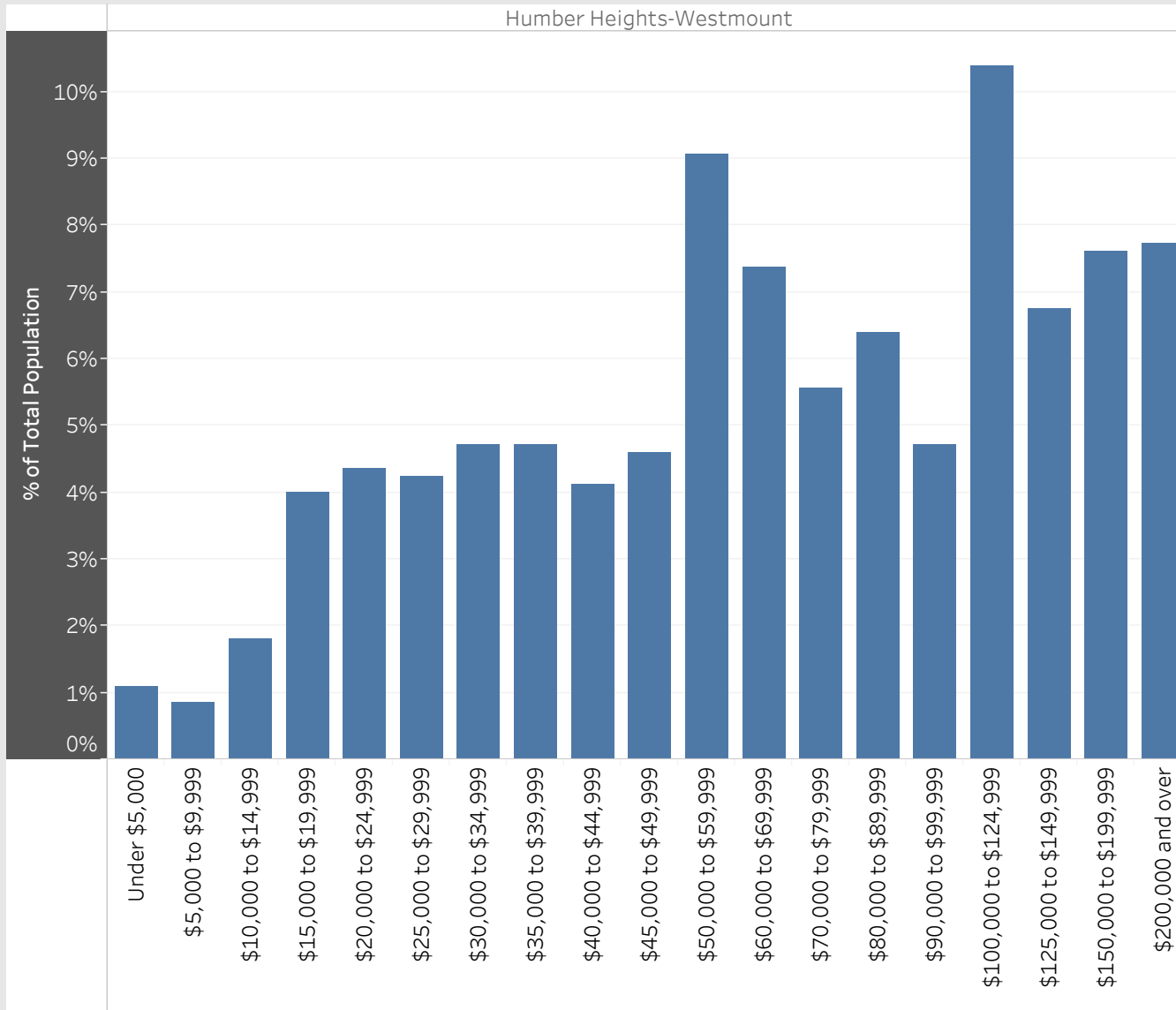


Humber Heights-Westmount
Neighbourhood Breakdown
July 1st, 2015 - March 31st, 2018

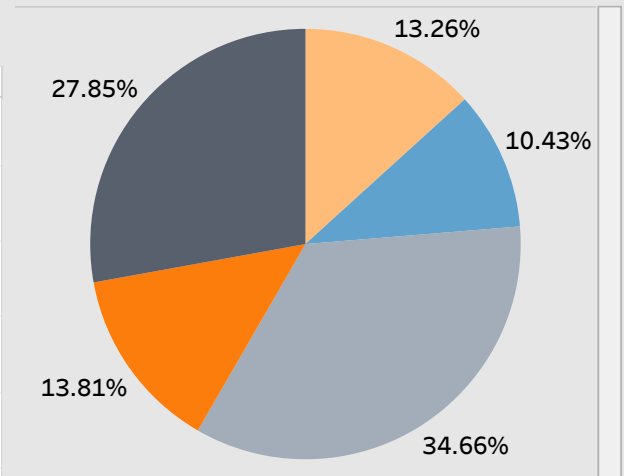


2016 StatsCan Data

Household Income in Humber Heights-Westmount



Age



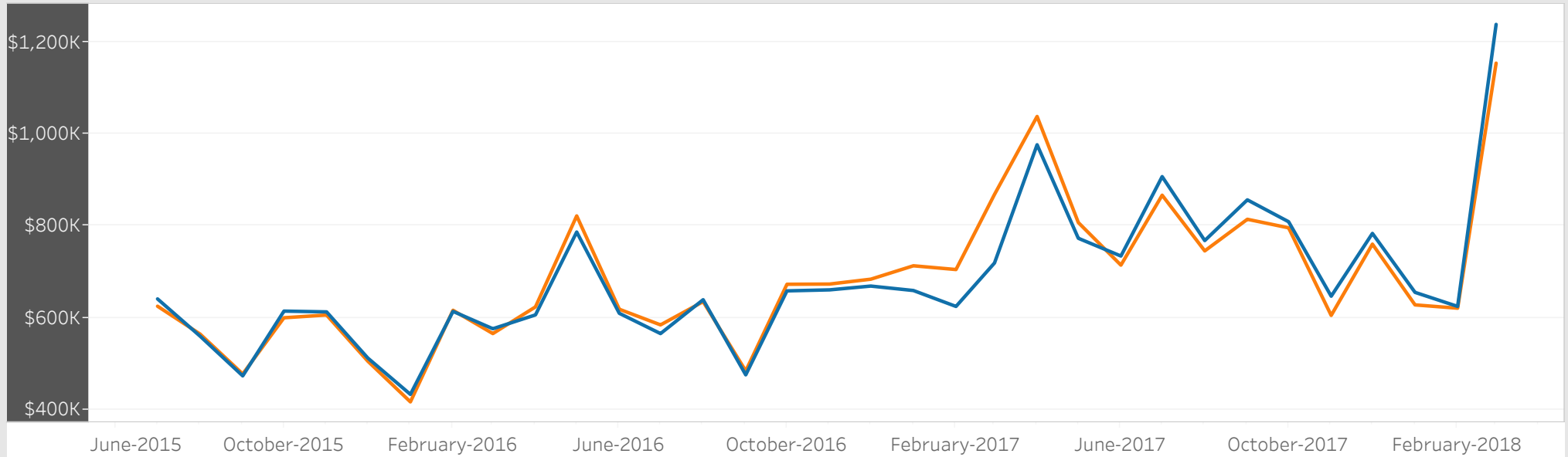
- Children (0-14 years)
- Youth (15-24 years)
- Working Age (25-54 years)
- Pre-retirement (55-64 years)
- Seniors (65+ years)

Visible Minorities

Not a visible minority	72.67%
Black	11.35%
Latin American	4.79%
South Asian	3.21%
Multiple visible minorities	1.78%
Filipino	1.68%
Korean	1.33%
Chinese	0.99%
Visible minority; n.i.e.	0.89%
West Asian	0.59%
Arab	0.49%
Southeast Asian	0.25%
Japanese	0.00%

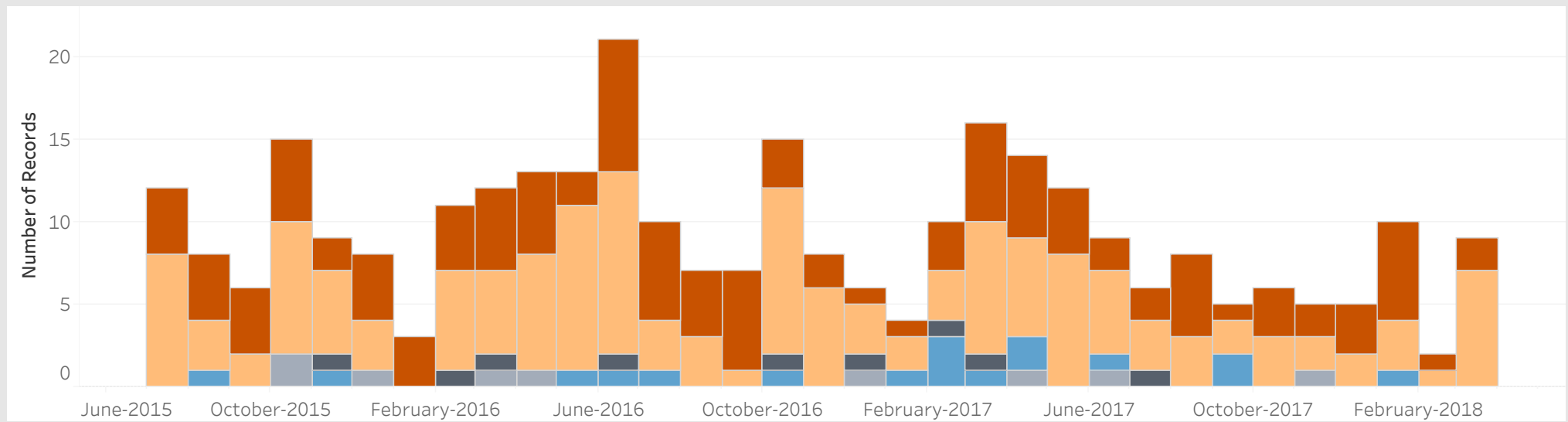
Average Sold Price vs. Average Ask Price in Humber Heights-Westmount

■ Avg. List Price ■ Avg. Sold Price



Properties Sold in Humber Heights-Westmount by Month

■ Condo ■ Detached ■ Semi-Detached ■ Townhouse ■ Other



Data

Month, Day, Year of Sold Date	Address1	Property Type	Bedrooms	Washrooms	Days on the Market	List Price	Sold Price
2 July, 2015	202, 95 La Rose Ave, Toronto	Condo	2	2	38	\$330K	\$324K
5 July, 2015	2 La Rush Dr, Toronto	Detached	3	1	22	\$740K	\$725K
7 July, 2015	6 The Elms , Toronto	Detached	4	4	15	\$800K	\$800K
	43 St. Phillips Rd, Toronto	Detached	4	5	33	\$1,019K	\$980K
11 July, 2015	804, 61 Richview Rd, Toronto	Condo	2	2	4	\$330K	\$319K
12 July, 2015	33 Riverlea Dr, Toronto	Detached	2	2	25	\$610K	\$578K
14 July, 2015	1109, 40 Richview Rd, Toronto	Condo	1	1	62	\$357K	\$355K
15 July, 2015	82 Roxaline St, Toronto	Detached	3	1	71	\$899K	\$850K
20 July, 2015	16 Munhall Rd, Toronto	Detached	3	2	7	\$830K	\$840K
28 July, 2015	1609, 15 La Rose Ave, Toronto	Condo	3	2	14	\$280K	\$262K
29 July, 2015	70 La Rose Ave, Toronto	Detached	5	4	37	\$899K	\$885K
	950 Scarlett Rd, Toronto	Detached	3	2	15	\$595K	\$580K
11 August, 2015	1709, 61 Richview Rd, Toronto	Condo	2	2	23	\$300K	\$300K
19 August, 2015	6 Mountbatten Rd, Toronto	Detached	4	5	2	\$1,199K	\$1,280K
20 August, 2015	612, 15 La Rose Ave, Toronto	Condo	3	2	26	\$315K	\$311K
22 August, 2015	2109, 61 Richview Rd, Toronto	Condo	2	2	68	\$305K	\$285K
23 August, 2015	104 Freemont Ave, Toronto	Detached	3	1	17	\$699K	\$690K
24 August, 2015	548F Scarlett Rd, Toronto	Townhouse	3	3	11	\$599K	\$592K
25 August, 2015	205, 95 La Rose Ave, Toronto	Condo	2	2	12	\$335K	\$330K
31 August, 2015	9 Pagebrook Dr, Toronto	Detached	3	3	5	\$725K	\$725K
14 September, 2015	905, 61 Richview Rd, Toronto	Condo	2	2	1	\$275K	\$260K
15 September, 2015	805, 61 Richview Rd, Toronto	Condo	2	2	54	\$290K	\$270K
17 September, 2015	49 Munhall Rd, Toronto	Detached	3	2		\$700K	\$790K
22 September, 2015	505, 61 Richview Rd, Toronto	Condo	2	2	2	\$285K	\$259K
	1401, 1403 Royal York Rd, Toronto	Condo	2	2	12	\$440K	\$435K
28 September, 2015	6 Greyswood Crt, Toronto	Detached	4	4	15	\$850K	\$850K
2 October, 2015	1108, 40 Richview Rd, Toronto	Condo	1	2	93	\$359K	\$332K
5 October, 2015	1501, 15 La Rose Ave, Toronto	Condo	3	2	27	\$330K	\$311K

Data

Month, Day, Year of Sold Date	Address1	Property Type	Bedrooms	Washrooms	Days on the Market	List Price	Sold Price
7 October, 2015	1205, 95 La Rose Ave, Toronto	Condo	2	2	9	\$380K	\$385K
8 October, 2015	1704, 61 Richview Rd, Toronto	Condo	2	2	41	\$280K	\$266K
13 October, 2015	18 Arcade Dr, Toronto	Detached	3	3	14	\$848K	\$892K
	41 St. Phillips Rd, Toronto	Detached	4	5	15	\$948K	\$910K
	201, 1403 Royal York Rd, Toronto	Condo	2	2	22	\$440K	\$437K
	952 Scarlett Rd, Toronto	Detached	6	5	80	\$825K	\$820K
14 October, 2015	77 Freemont Ave, Toronto	Detached	4	3	15	\$800K	\$795K
17 October, 2015	303, 151 La Rose Ave, Toronto	Other	2	1	39	\$194K	\$190K
18 October, 2015	16 Inchcliffe Cres, Toronto	Detached	2	1	6	\$580K	\$590K
22 October, 2015	Ph1, 151 La Rose Ave, Toronto	Other	2	3	16	\$450K	\$465K
28 October, 2015	23 Havenridge Dr, Toronto	Detached	4	3	66	\$1,379K	\$1,250K
29 October, 2015	50 Tilden Cres, Toronto	Detached	3	3	38	\$850K	\$823K
30 October, 2015	25 Dixon Rd, Toronto	Detached	3	2	15	\$550K	\$530K
1 November, 2015	4 Crane Ave, Toronto	Detached	4	2	5	\$660K	\$659K
2 November, 2015	806, 61 Richview Rd, Toronto	Condo	2	2	35	\$379K	\$376K
9 November, 2015	64 Riverview Hts, Toronto	Detached	3	2	40	\$639K	\$626K
12 November, 2015	31 Renault Cres, Toronto	Detached	3	2	4	\$760K	\$750K
15 November, 2015	15 Roxaline St, Toronto	Detached	2	2	20	\$800K	\$775K
17 November, 2015	78 Chapman Rd, Toronto	Detached	3	2	15	\$670K	\$700K
19 November, 2015	1109, 15 La Rose Ave, Toronto	Condo	3	2	18	\$310K	\$306K
22 November, 2015	0.166666666666667 Chapman Rd, Toro..	Semi-Detached	4	3	12	\$696K	\$668K
26 November, 2015	548A Scarlett Rd, Toronto	Townhouse	3	3	2	\$599K	\$592K
5 December, 2015	403, 1403 Royal York Rd, Toronto	Condo	2	2	61	\$409K	\$400K
9 December, 2015	10 Drury Lane, Toronto	Detached	3	2	31	\$740K	\$733K
	717 La Rose Ave, Toronto	Condo	3	2	26	\$305K	\$293K
13 December, 2015	54 Lockheed Blvd, Toronto	Detached	3	2	11	\$649K	\$620K
	602, 151 La Rose Ave, Toronto	Other	2	2	67	\$389K	\$383K
14 December, 2015	1909, 61 Richview Rd, Toronto	Condo	2	2	43	\$307K	\$297K

Data

Month, Day, Year of Sold Date	Address1	Property Type	Bedrooms	Washrooms	Days on the Market	List Price	Sold Price
17 December, 2015	1705, 40 Richview Rd, Toronto	Condo	1	2	38	\$449K	\$427K
29 December, 2015	67 Dixon Rd, Toronto	Detached	4	3	13	\$849K	\$890K
5 January, 2016	701, 95 La Rose Ave, Toronto	Condo	2	2	50	\$409K	\$390K
6 January, 2016	1416, 15 La Rose Ave, Toronto	Condo	3	2	29	\$315K	\$305K
27 January, 2016	Ph10, 40 Richview Rd	Condo	3	3	19	\$575K	\$555K
4 February, 2016	20 Fairhaven Dr	Detached	3	2	2	\$749K	\$801K
17 February, 2016	1C Bowspirit Ave	Semi-Detached	3	3	22	\$770K	\$754K
21 February, 2016	26 Drury Lane	Detached	3	2	12	\$800K	\$772K
	905, 61 Richview Rd	Condo	3	2	3	\$376K	\$365K
22 February, 2016	408, 61 Richview Rd	Condo	3	2	28	\$328K	\$320K
24 February, 2016	8 Inchcliffe Cres	Detached	3	1	43	\$630K	\$625K
	24 Inchcliffe Cres	Detached	3	2	6	\$597K	\$580K
	24 Matane Crt	Detached	3	2	2	\$809K	\$809K
27 February, 2016	35 Pagebrook Dr	Detached	3	3	3	\$900K	\$980K
29 February, 2016	602, 95 La Rose Ave	Condo	2	2	45	\$421K	\$411K
	1808, 40 Richview Rd	Condo	2	2	35	\$370K	\$359K
2 March, 2016	508, 40 Richview Rd	Condo	2	2	15	\$349K	\$337K
4 March, 2016	505, 61 Richview Rd	Condo	3	2	2	\$375K	\$365K
8 March, 2016	2236 Lawrence Ave W	Detached	3	2	25	\$600K	\$598K
9 March, 2016	1009 Scarlett Rd	Detached	5	3	84	\$899K	\$850K
	#703, 1403 Royal York Rd	Condo	2	2	12	\$420K	\$417K
14 March, 2016	10 Riverlea Rd	Detached	4	4	20	\$1,049K	\$1,060K
	814, 1403 Royal York Rd	Condo	2	2	16	\$430K	\$410K
15 March, 2016	558A Scarlett Rd	Semi-Detached	3	3	5	\$619K	\$640K
22 March, 2016	709, 151 La Rose Ave	Other	2	2	5	\$225K	\$233K
26 March, 2016	14 Alma Dr	Detached	3	3	11	\$879K	\$855K
28 March, 2016	1505, 15 La Rose Ave	Condo	3	2	14	\$300K	\$289K
31 March, 2016	19 Lockheed Blvd	Detached	3	3	55	\$765K	\$730K

Data

Month, Day, Year of Sold Date	Address1	Property Type	Bedrooms	Washrooms	Days on the Market	List Price	Sold Price
1 April, 2016	63 Tilden Cres	Other		0	78	\$450K	\$370K
6 April, 2016	1809, 40 Richview Rd	Condo	1	1	110	\$310K	\$305K
8 April, 2016	7 Bowsprit Ave	Detached	3	2	3	\$700K	\$741K
12 April, 2016	Ph6, 40 Richview Rd, Toronto	Condo	1	2	22	\$425K	\$425K
15 April, 2016	16 Ruscoe Cres	Detached	3	2	9	\$690K	\$841K
	1105, 1403 Royal York Rd	Condo	2	2	24	\$460K	\$445K
20 April, 2016	99 Freemont Ave	Detached	4	3	5	\$900K	\$957K
22 April, 2016	1603, 40 Richview Rd	Condo	2	2	2	\$355K	\$345K
23 April, 2016	302, 40 Richview Rd	Condo	1	1	74	\$349K	\$320K
25 April, 2016	27 Bowsprit Ave	Detached	3	2	6	\$700K	\$808K
27 April, 2016	101 Freemont Ave	Detached	4	2	7	\$830K	\$905K
30 April, 2016	4 Matane Crt	Detached	3	2	23	\$869K	\$821K
	28 Griggsden Ave	Detached	3	2	10	\$840K	\$820K
2 May, 2016	12 Brownlea Ave	Detached	4	5	6	\$1,089K	\$1,089K
	17 Pagebrook Dr	Detached	3	2	3	\$699K	\$805K
	1807, 40 Richview Rd	Condo	2	2	18	\$445K	\$433K
9 May, 2016	35 Riverview Hts	Detached	3	2	10	\$699K	\$779K
10 May, 2016	51 Munhall Rd	Detached	3	2	7	\$825K	\$875K
14 May, 2016	20 Bowsprit Ave	Detached	3	2	5	\$550K	\$535K
18 May, 2016	15 Penhale Dr	Detached	3	2	5	\$950K	\$1,055K
	72 Leggett Ave	Detached	4	5	6	\$1,699K	\$1,625K
	1901, 40 Richview Rd	Condo	3	3	29	\$517K	\$507K
19 May, 2016	53 Riverview Hts	Detached	3	2	9	\$550K	\$761K
23 May, 2016	53 Tilden Cres	Detached	3	3	4	\$729K	\$711K
24 May, 2016	665D Scarlett Rd	Townhouse	3	3	8	\$470K	\$528K
25 May, 2016	37 La Rush Dr	Detached	3	2	9	\$999K	\$975K
1 June, 2016	548D Scarlett Rd	Townhouse	4	4	54	\$689K	\$650K
5 June, 2016	4 Greyswood Crt	Detached	4	3	9	\$949K	\$906K

Data

Month, Day, Year of Sold Date	Address1	Property Type	Bedrooms	Washrooms	Days on the Market	List Price	Sold Price
6 June, 2016	901, 15 La Rose Ave	Condo	3	2	7	\$285K	\$290K
	901, 1403 Royal York Rd	Condo	2	2	55	\$425K	\$415K
	2230 Lawrence Ave	Detached	3	3	5	\$689K	\$788K
8 June, 2016	1201, 1403 Royal York Rd	Condo	2	2	8	\$430K	\$423K
9 June, 2016	19 Kentroyal Dr	Detached	4	3	14	\$699K	\$767K
	608, 40 Richview Rd	Condo	2	2	29	\$360K	\$350K
13 June, 2016	55B Westona St	Semi-Detached	3	3	6	\$770K	\$775K
14 June, 2016	909, 40 Richview Rd	Condo	1	1	28	\$360K	\$365K
15 June, 2016	68 Riverview Hts	Detached	3	4	5	\$1,099K	\$1,081K
16 June, 2016	688 Scarlett Rd	Detached	4	3	90	\$669K	\$600K
	1409, 1403 Royal York Rd	Condo	2	2	10	\$539K	\$532K
	1509, 61 Richview Rd	Condo	3	2	5	\$345K	\$340K
20 June, 2016	18 Bowsprit Ave	Detached	3	1	7	\$400K	\$527K
	90 La Rose Ave	Detached	4	5	5	\$997K	\$1,070K
22 June, 2016	18A Inchcliffe Cres	Detached	3	3	5	\$660K	\$725K
23 June, 2016	20 Kentroyal Dr	Detached	2	1	5	\$600K	\$600K
25 June, 2016	19 Littoral Pl	Detached	3	2	22	\$750K	\$725K
	2259 Lawrence Ave W	Detached	3	2	47	\$659K	\$650K
28 June, 2016	1905, 40 Richview Rd	Condo	2	2	90	\$424K	\$404K
5 July, 2016	401, 95 La Rose Ave	Condo	2	2	13	\$360K	\$350K
9 July, 2016	1509, 40 Richview Rd	Condo	1	1	10	\$300K	\$293K
13 July, 2016	214, 1403 Royal York Rd	Condo	2	2	16	\$440K	\$414K
14 July, 2016	14 Renault Cres	Detached	3	2	8	\$939K	\$955K
16 July, 2016	753 Scarlett Rd	Detached	2	3	10	\$749K	\$861K
23 July, 2016	903, 40 Richview Rd	Condo	2	2	5	\$460K	\$440K
28 July, 2016	6, 581 Scarlett Rd	Townhouse	3	4	14	\$719K	\$717K
	21 Brittany Crt	Detached	4	3	2	\$988K	\$1,115K
	612, 15 La Rose Ave	Condo	3	2	30	\$349K	\$349K

Data

Month, Day, Year of Sold Date	Address1	Property Type	Bedrooms	Washrooms	Days on the Market	List Price	Sold Price
28 July, 2016	1002, 61 Richview Rd	Condo	3	2	1	\$349K	\$349K
1 August, 2016	5 Greyswood Crt	Detached	3	4	11	\$980K	\$1,010K
2 August, 2016	1601, 40 Richview Rd	Condo	3	3	68	\$460K	\$445K
4 August, 2016	1808, 61 Richview Rd	Condo	3	2	19	\$325K	\$325K
10 August, 2016	143 Renault Cres	Detached	3	1	29	\$848K	\$833K
11 August, 2016	514, 1403 Royal York Rd	Condo	2	2	8	\$440K	\$450K
16 August, 2016	1706, 40 Richview Rd	Condo	2	2	74	\$420K	\$400K
27 August, 2016	10 Vista Humber Dr	Detached	4	3	18	\$1,000K	\$980K
1 September, 2016	401, 95 La Rose Ave	Condo	2	2	1	\$488K	\$488K
6 September, 2016	1502, 1403 Royal York Rd	Condo	2	2	14	\$470K	\$470K
12 September, 2016	1501, 1403 Royal York Rd	Condo	2	2	6	\$450K	\$465K
20 September, 2016	26 Kentroyal Dr	Detached	2	1	8	\$599K	\$653K
25 September, 2016	1109, 61 Richview Rd	Condo	3	2	4	\$383K	\$383K
26 September, 2016	1302, 1403 Royal York Rd	Condo	2	2	1	\$489K	\$480K
28 September, 2016	816, 1403 Royal York Rd	Condo	2	2	0	\$450K	\$449K
1 October, 2016	49 Roxaline Ave	Detached	2	2	7	\$599K	\$610K
	51 Roxaline Ave	Detached	2	1	7	\$599K	\$605K
3 October, 2016	55 Lockheed Blvd	Detached	2	1	4	\$599K	\$631K
	1543 Royal York Rd	Detached	3	2	10	\$699K	\$840K
4 October, 2016	2229 Lawrence Ave W	Detached	3	2	7	\$799K	\$785K
5 October, 2016	548B Scarlett Rd	Townhouse	3	3	49	\$699K	\$670K
6 October, 2016	57 Tilden Cres	Detached	2	2	21	\$700K	\$705K
11 October, 2016	805, 61 Richview Rd	Condo	3	2	20	\$389K	\$375K
12 October, 2016	53 Yorkleigh Ave	Detached	3	2	13	\$1,245K	\$1,200K
13 October, 2016	34 Kentroyal Dr	Detached	2	2	1	\$700K	\$800K
15 October, 2016	806, 40 Richview Rd	Condo	2	2	3	\$398K	\$425K
16 October, 2016	20 Braeburn Ave	Detached	2	1	3	\$599K	\$617K
17 October, 2016	708, 15 La Rose Ave	Condo	2	2	20	\$349K	\$345K

Data

Month, Day, Year of Sold Date	Address1	Property Type	Bedrooms	Washrooms	Days on the Market	List Price	Sold Price
26 October, 2016	1B Bowsprit Ave	Semi-Detached	3	3	61	\$849K	\$820K
30 October, 2016	18 Kentroyal Dr	Detached	2	2	10	\$650K	\$660K
2 November, 2016	671 Scarlett Rd	Detached	3	2	8	\$700K	\$756K
9 November, 2016	59 Dixon Rd	Detached	3	2	29	\$599K	\$580K
11 November, 2016	53 Braecrest Ave	Detached	3	2	9	\$780K	\$785K
16 November, 2016	402, 61 Richview Rd	Condo	3	2	2	\$330K	\$323K
17 November, 2016	37 Dixon Rd	Detached	4	2	10	\$700K	\$725K
19 November, 2016	44 Crane Ave	Detached	3	3	17	\$850K	\$890K
23 November, 2016	72 La Rose Ave	Detached	3	2	9	\$895K	\$895K
30 November, 2016	303, 40 Richview Rd	Condo	2	2	7	\$430K	\$430K
5 December, 2016	64 Roxaline St	Detached	3	2	49	\$699K	\$670K
9 December, 2016	12 Munhall Rd	Detached	3	2	2	\$725K	\$900K
12 December, 2016	1002, 95 La Rose Ave	Condo	2	2	3	\$379K	\$391K
15 December, 2016	901, 151 La Rose Ave	Other	2	1	30	\$290K	\$275K
16 December, 2016	1F Bowsprit Ave	Semi-Detached	3	3	11	\$820K	\$815K
31 December, 2016	43 Riverlea Dr	Detached	4	4	66	\$1,099K	\$1,050K
4 January, 2017	803, 95 La Rose Ave	Condo	2	2	37	\$459K	\$420K
6 January, 2017	2284 Lawrence Ave W	Detached	4	3	59	\$998K	\$950K
20 January, 2017	2, 24 La Rose Ave	Townhouse	3	4	7	\$500K	\$680K
23 January, 2017	2 Inchcliffe Cres	Detached	3	2	3	\$679K	\$801K
1 February, 2017	55 Dryden Way	Townhouse	3	3	5	\$850K	\$850K
	708, 15 La Rose Ave	Condo	2	2	2	\$375K	\$375K
3 February, 2017	616, 15 La Rose Ave	Condo	3	2	2	\$420K	\$450K
9 February, 2017	5, 22 La Rose Ave	Townhouse	4	4	14	\$500K	\$720K
13 February, 2017	713 Scarlett Rd	Detached	3	2	7	\$750K	\$750K
15 February, 2017	43 Lockheed Blvd	Detached	3	2	5	\$650K	\$760K
21 February, 2017	55A Westona St	Semi-Detached	3	3	8	\$789K	\$940K
22 February, 2017	15 Dixon Rd	Detached	3	2	7	\$700K	\$850K

Data

Month, Day, Year of Sold Date	Address1	Property Type	Bedrooms	Washrooms	Days on the Market	List Price	Sold Price
24 February, 2017	Th 7, 581 Scarlett Rd	Townhouse	3	4	10	\$750K	\$901K
26 February, 2017	Ph 5, 40 Richview Rd	Condo	2	2	74	\$460K	\$450K
1 March, 2017	91 Ridgemount Rd	Semi-Detached	3	3	3	\$800K	\$925K
2 March, 2017	911, 15 La Rose Ave	Condo	3	2	1	\$370K	\$465K
7 March, 2017	909, 61 Richview Rd	Condo	3	2	1	\$459K	\$495K
	1002, 95 La Rose Ave	Condo	2	2	4	\$500K	\$520K
8 March, 2017	1571 Royal York Rd	Detached	3	1	7	\$699K	\$1,013K
10 March, 2017	1504, 40 Richview Rd	Condo	2	2	7	\$439K	\$492K
12 March, 2017	1214, 15 La Rose Ave	Condo	3	2	4	\$399K	\$495K
14 March, 2017	29 Pagebrook Dr	Detached	3	2	1	\$900K	\$1,150K
16 March, 2017	2 Munhall Rd	Detached	4	2	3	\$900K	\$1,200K
19 March, 2017	17 Hill Garden Rd	Detached	4	4	8	\$1,800K	\$2,200K
	402, 40 Richview Rd	Condo	1	1	6	\$339K	\$402K
20 March, 2017	31 Lockheed Blvd	Detached	2	1	9	\$589K	\$665K
	42 Riverview Hts	Detached	3	2	9	\$729K	\$898K
22 March, 2017	45 Crane Ave	Detached	3	2	0	\$889K	\$1,075K
27 March, 2017	64 Riverview Hts	Detached	3	2	6	\$790K	\$968K
30 March, 2017	22 Dryden Way	Townhouse	3	4	7	\$900K	\$925K
4 April, 2017	54 Dryden Way	Townhouse	3	3	28	\$1,000K	\$990K
5 April, 2017	96 Yorkleigh Ave	Detached	4	4	6	\$1,195K	\$1,503K
	708, 40 Richview Rd	Condo	2	2	0	\$470K	\$482K
6 April, 2017	8 Westmount Park Rd	Detached	3	4	17	\$3,599K	\$3,550K
	1003, 95 La Rose Ave	Condo	2	2	9	\$489K	\$589K
7 April, 2017	1607, 40 Richview Rd	Condo	2	2	3	\$475K	\$504K
8 April, 2017	709, 151 La Rose Ave	Other	2	2	31	\$399K	\$392K
12 April, 2017	10 Kentroyal Dr	Detached	2	2	2	\$799K	\$790K
18 April, 2017	33 Lockheed Blvd	Detached	3	3	12	\$770K	\$920K
22 April, 2017	2, 24 La Rose Ave	Townhouse	3	4	36	\$730K	\$730K

Data

Month, Day, Year of Sold Date	Address1	Property Type	Bedrooms	Washrooms	Days on the Market	List Price	Sold Price
22 April, 2017	1107, 40 Richview Rd	Condo	2	2	15	\$479K	\$490K
23 April, 2017	2 Braecrest Ave	Detached	4	6	3	\$2,290K	\$2,440K
26 April, 2017	16 Kingdom St	Detached	0	0	7	\$500K	\$657K
28 April, 2017	307, 61 Richview Rd	Condo	3	2	4	\$470K	\$490K
3 May, 2017	39 Pagebrook Dr	Detached	3	2	26	\$900K	\$970K
4 May, 2017	31 Alma Dr	Detached	3	2	8	\$841K	\$950K
9 May, 2017	1497 Royal York Rd	Detached	3	2	7	\$799K	\$853K
11 May, 2017	19 Tilden Cres	Detached	4	4	8	\$1,100K	\$1,100K
12 May, 2017	626 Scarlett Rd	Detached	3	2	7	\$700K	\$759K
13 May, 2017	1607, 61 Richview Rd	Condo	2	2	4	\$450K	\$450K
15 May, 2017	41 Riverview Hts	Detached	3	3	9	\$849K	\$890K
	1001, 61 Richview Rd	Condo	2	2	5	\$450K	\$490K
17 May, 2017	1610, 40 Richview Rd	Condo	3	3	8	\$499K	\$570K
19 May, 2017	31 Riverlea Dr	Detached	3	3	11	\$1,125K	\$1,100K
25 May, 2017	68 Ridgemount Rd	Detached	3	2	9	\$1,089K	\$1,075K
	502, 15 La Rose Ave	Condo	3	2	7	\$470K	\$475K
2 June, 2017	62 Roxaline St	Detached	3	2	24	\$650K	\$636K
9 June, 2017	679 Scarlett Rd	Detached	3	2	6	\$649K	\$700K
17 June, 2017	905, 151 La Rose Ave	Other	1	1	15	\$265K	\$254K
20 June, 2017	52 St Andrews Blvd	Detached	4	4	10	\$1,179K	\$1,177K
21 June, 2017	4 Riverstone Dr	Detached	3	2	6	\$850K	\$835K
	1809, 61 Richview Rd	Condo	3	2	8	\$475K	\$430K
29 June, 2017	49 Ridgemount Rd	Detached	3	4	35	\$1,099K	\$998K
	1601, 15 La Rose Ave	Condo	3	2	16	\$489K	\$475K
30 June, 2017	48 Dryden Way	Townhouse	3	3	23	\$950K	\$923K
1 July, 2017	1F Bowsprit Ave	Semi-Detached	3	3	17	\$898K	\$851K
5 July, 2017	78 Westona St	Detached	5	3	54	\$1,530K	\$1,350K
11 July, 2017	21 St Andrews Blvd	Detached	3	4	24	\$1,160K	\$1,125K

Data

Month, Day, Year of Sold Date	Address1	Property Type	Bedrooms	Washrooms	Days on the Market	List Price	Sold Price
13 July, 2017	1214, 15 La Rose Ave	Condo	3	2	44	\$519K	\$550K
17 July, 2017	37 Tilden Cres	Detached	3	2	0	\$755K	\$747K
28 July, 2017	607, 95 La Rose Ave	Condo	3	2	1	\$579K	\$575K
4 August, 2017	92 Freemont Ave	Detached	3	2	22	\$850K	\$765K
19 August, 2017	812, 61 Richview Rd	Condo	3	2	59	\$480K	\$470K
24 August, 2017	1403, 40 Richview Rd	Condo	2	2	14	\$485K	\$480K
	1701, 15 La Rose Ave	Condo	3	2	29	\$470K	\$450K
25 August, 2017	110, 15 La Rose Ave	Condo	2	2	16	\$389K	\$376K
28 August, 2017	58 Chapman Rd	Detached	4	4	18	\$2,200K	\$2,100K
	1004, 95 La Rose Ave	Condo	2	2	14	\$489K	\$490K
31 August, 2017	1 Elmlea Rd	Detached	3	3	8	\$778K	\$830K
2 September, 2017	Ph5, 40 Richview Rd	Condo	2	2	56	\$679K	\$630K
13 September, 2017	19 Westbank Cres	Detached	3	3	9	\$1,275K	\$1,205K
18 September, 2017	548C Scarlett Rd	Townhouse	3	3	6	\$748K	\$740K
25 September, 2017	667F Scarlett Rd	Townhouse	3	4	26	\$649K	\$625K
26 September, 2017	18 Munhall Rd	Detached	4	2	11	\$930K	\$870K
2 October, 2017	51 Lockheed Blvd	Detached	2	2	5	\$600K	\$605K
3 October, 2017	407, 95 La Rose Ave	Condo	3	2	14	\$620K	\$675K
6 October, 2017	4 Inchcliffe Cres	Detached	4	5	31	\$1,699K	\$1,610K
12 October, 2017	3 Brittany Crt	Detached	3	2	22	\$998K	\$980K
	1705, 15 La Rose Ave	Condo	3	2	44	\$565K	\$540K
26 October, 2017	808, 61 Richview Rd	Condo	3	2	3	\$370K	\$362K
1 November, 2017	11 Riverstone Dr	Detached	4	4	33	\$1,090K	\$927K
2 November, 2017	1101, 15 La Rose Ave	Condo	3	2	7	\$469K	\$452K
3 November, 2017	1105, 61 Richview Rd	Condo	3	2	23	\$475K	\$450K
10 November, 2017	610, 151 La Rose Ave	Other	2	2	46	\$349K	\$330K
25 November, 2017	20 Riverlea Dr	Detached	3	3	3	\$850K	\$865K
12 December, 2017	4 Brentside Crt	Detached	3	5	18	\$1,499K	\$1,430K

Data

Month, Day, Year of Sold Date	Address1	Property Type	Bedrooms	Washrooms	Days on the Market	List Price	Sold Price
13 December, 2017	805, 15 La Rose Ave	Condo	3	2	33	\$429K	\$405K
15 December, 2017	2 Raymore Dr	Detached	4	4	21	\$1,099K	\$1,090K
	804, 95 La Rose Ave	Condo	2	2	73	\$460K	\$453K
24 December, 2017	1616, 15 La Rose Ave	Condo	3	2	3	\$429K	\$422K
6 January, 2018	1507, 61 Richview Rd	Condo	2	2	40	\$449K	\$440K
8 January, 2018	211, 15 La Rose Ave	Condo	3	2	112	\$480K	\$460K
10 January, 2018	7 Riverlea Dr	Detached	3	2	5	\$790K	\$770K
11 January, 2018	904, 40 Richview Rd	Condo	2	2	68	\$549K	\$525K
18 January, 2018	33 Renault Cres	Detached	3	2	64	\$1,049K	\$955K
19 January, 2018	65 Dixon Rd	Detached	4	4	4	\$999K	\$952K
	912, 61 Richview Rd	Condo	3	2	67	\$429K	\$419K
24 January, 2018	307, 40 Richview Rd	Condo	2	2	50	\$490K	\$480K
26 January, 2018	37 Dryden Way	Townhouse	3	3	58	\$875K	\$856K
	1104, 15 La Rose Ave	Condo	3	2	8	\$440K	\$420K
14 February, 2018	47 Roxaline St	Detached	3	2	15	\$750K	\$749K
16 February, 2018	503, 95 La Rose Ave	Condo	2	2	37	\$499K	\$492K
1 March, 2018	23 Littoral Pl	Detached	3	2	6	\$800K	\$825K
	43 Riverview Hts	Detached	3	2	9	\$799K	\$770K
13 March, 2018	414, 15 La Rose Ave	Condo	3	2	40	\$439K	\$407K
18 March, 2018	9 Roxaline St	Detached	3	2	50	\$1,000K	\$950K
20 March, 2018	54 La Rose Ave	Detached	4	3	13	\$1,000K	\$970K
21 March, 2018	65 Tilden Cres	Detached	3	3	18	\$1,100K	\$985K
23 March, 2018	504, 1403 Royal York Rd	Condo	2	2	13	\$675K	\$675K
25 March, 2018	12 Timothy Crt	Detached	4	4	20	\$1,648K	\$1,600K
28 March, 2018	7 Westmount Park Rd	Detached	5	6	74	\$3,680K	\$3,200K