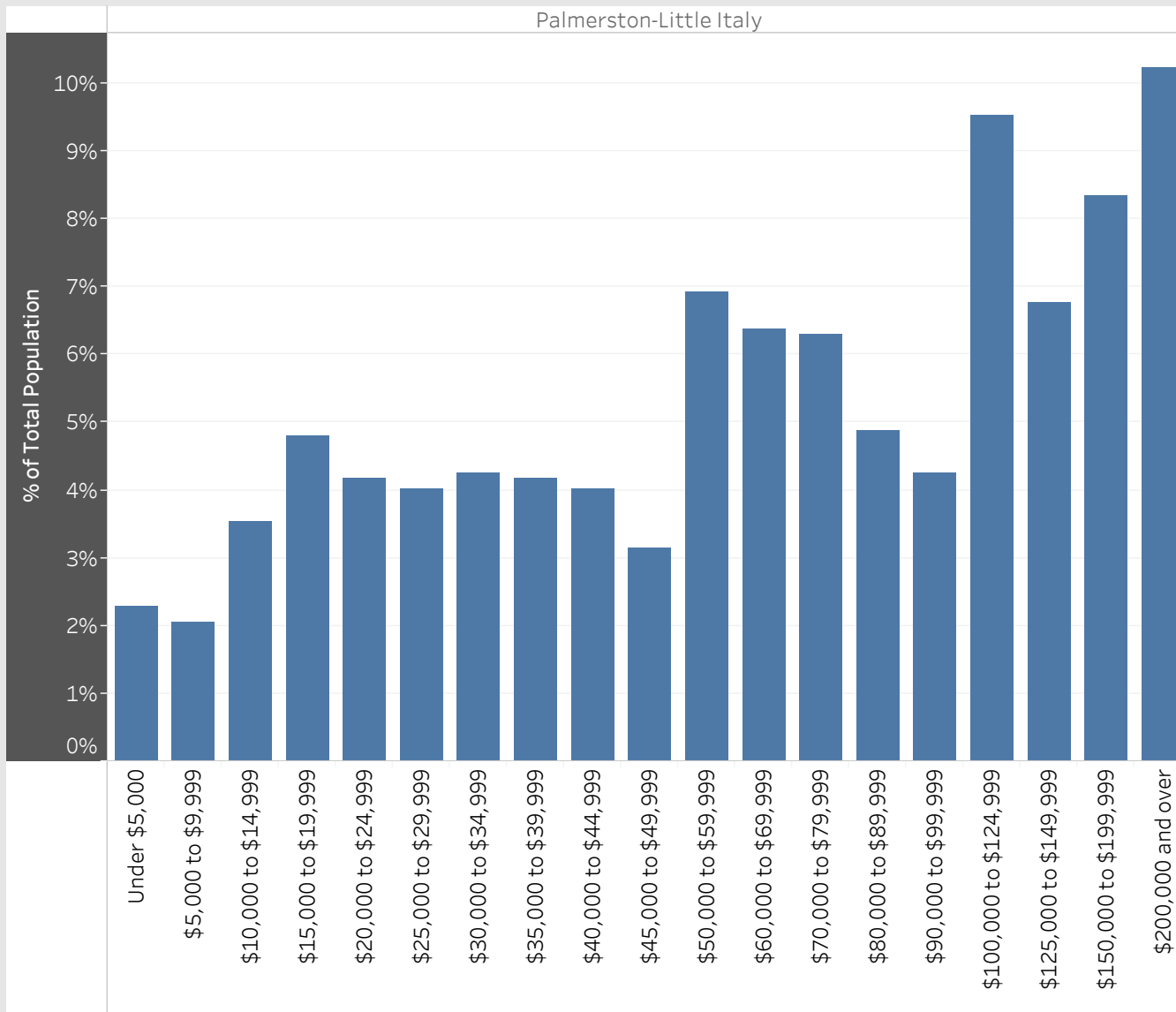


Palmerston-Little Italy  
Neighbourhood Breakdown  
July 1st, 2015 - March 31st, 2018

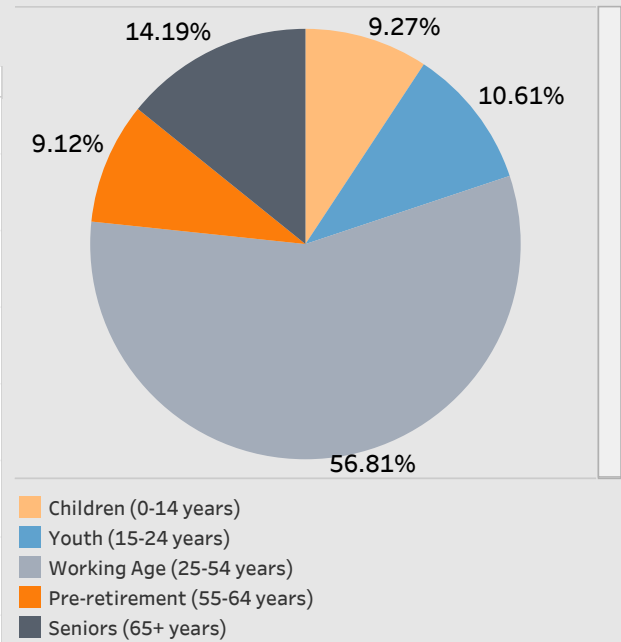


# 2016 StatsCan Data

## Household Income in Palmerston-Little Italy



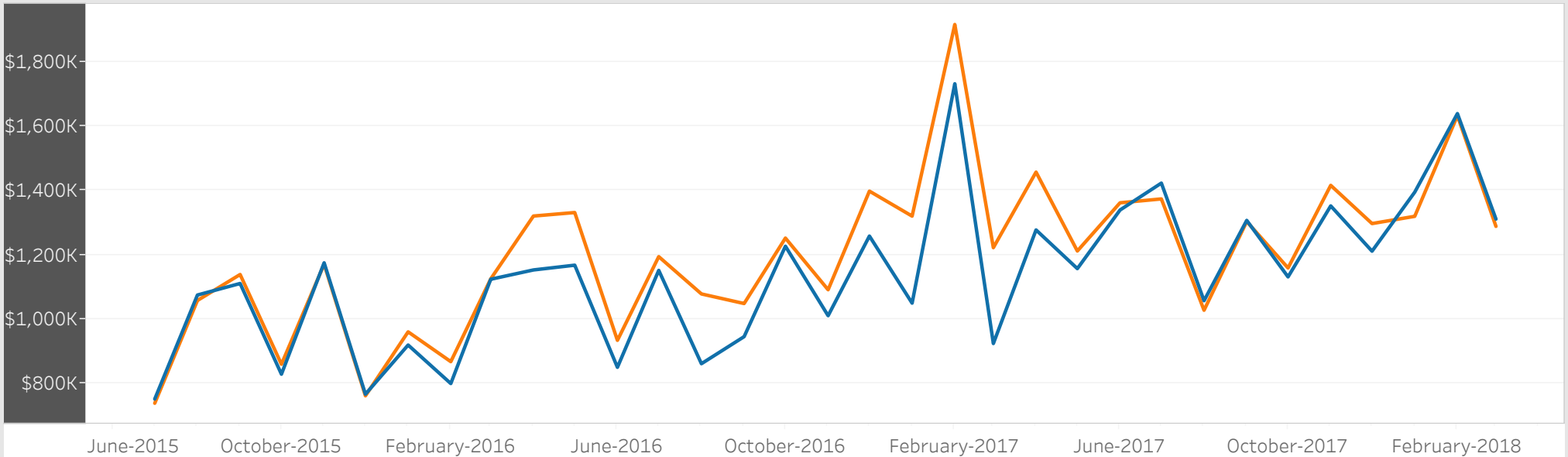
## Age



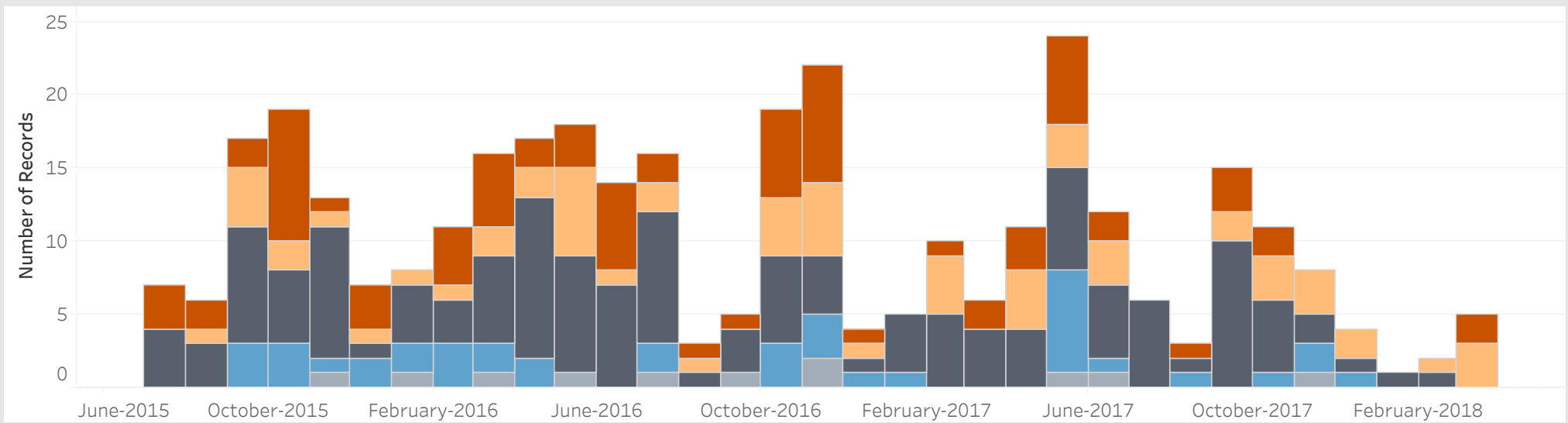
## Visible Minorities

Not a visible minority	78.56%
Chinese	8.25%
South Asian	2.87%
Black	2.40%
Latin American	1.74%
Korean	1.45%
Multiple visible minorities	1.02%
Japanese	0.91%
Filipino	0.69%
Southeast Asian	0.62%
Visible minority; n.i.e.	0.55%
West Asian	0.55%
Arab	0.40%

## Average Sold Price vs. Average Ask Price in Palmerston-Little Italy



## Properties Sold in Palmerston-Little Italy by Month



## Data

Month, Day, Year of Sold Date	Address1	Property Type	Bedrooms	Washrooms	Days on the Market	List Price	Sold Price
3 July, 2015	542 Manning Ave, Toronto	Semi-Detached	3	3	16	\$945K	\$920K
9 July, 2015	507/508, 996 College St, Toronto	Condo	2	2	3	\$783K	\$794K
	704, 996 College St, Toronto	Condo	2	1	3	\$569K	\$604K
10 July, 2015	4 Jersey Ave, Toronto	Semi-Detached	3	2	12	\$699K	\$681K
14 July, 2015	304, 707 Dovercourt Rd, Toronto	Condo	1	2	78	\$475K	\$436K
26 July, 2015	706 Ossington Ave, Toronto	Semi-Detached	3	4	63	\$1,199K	\$1,067K
31 July, 2015	667 Crawford St, Toronto	Semi-Detached	3	1	4	\$599K	\$675K
3 August, 2015	428 Markham St, Toronto	Semi-Detached	5	5	21	\$1,699K	\$1,750K
5 August, 2015	330 Euclid Ave, Toronto	Detached	4	1	5	\$800K	\$850K
	343.5 Markham St, Toronto	Semi-Detached	4	5	28	\$1,799K	\$1,700K
17 August, 2015	Ph 2, 202 Bathurst St, Toronto	Condo	1	1	161	\$560K	\$512K
26 August, 2015	110, 707 Dovercourt Rd, Toronto	Condo	1	1	44	\$245K	\$240K
30 August, 2015	249 Concord Ave, Toronto	Semi-Detached	4	4	13	\$1,351K	\$1,300K
1 September, 2015	3 Concord Ave, Toronto	Townhouse	3	3	7	\$879K	\$941K
3 September, 2015	401, 799 College St, Toronto	Condo	1	2	45	\$729K	\$725K
8 September, 2015	502, 456 College St, Toronto	Condo		2	20	\$469K	\$465K
	710 Ossington Ave, Toronto	Detached	3	2	21	\$800K	\$860K
14 September, 2015	454 Euclid Ave, Toronto	Detached	3	4	7	\$1,980K	\$1,950K
15 September, 2015	594 Manning Ave, Toronto	Semi-Detached	2	2	7	\$739K	\$840K
20 September, 2015	575 Euclid Ave, Toronto	Semi-Detached	4	4	5	\$1,795K	\$1,857K
21 September, 2015	324 Montrose Ave, Toronto	Semi-Detached	4	3	8	\$989K	\$995K
	489 Markham St, Toronto	Semi-Detached	4	4	7	\$1,399K	\$1,527K
	529 Roxton Rd, Toronto	Semi-Detached	4	1	11	\$699K	\$750K
22 September, 2015	273 Clinton St, Toronto	Townhouse	3	2	3	\$699K	\$699K
23 September, 2015	514 Markham St, Toronto	Semi-Detached	6	3	8	\$1,550K	\$1,701K
24 September, 2015	398 Manning Ave, Toronto	Detached	3	4	8	\$1,399K	\$1,300K
	638 Euclid Ave, Toronto	Semi-Detached	3	4	15	\$1,275K	\$1,249K
27 September, 2015	605 Ossington Ave, Toronto	Semi-Detached	4	2	3	\$799K	\$840K

## Data

Month, Day, Year of Sold Date	Address1	Property Type	Bedrooms	Washrooms	Days on the Market	List Price	Sold Price
29 September, 2015	178 Clinton St, Toronto	Townhouse	3	3	16	\$1,000K	\$986K
	518 Markham St, Toronto	Detached	4	4	22	\$1,695K	\$1,684K
1 October, 2015	103, 701 Dovercourt Rd, Toronto	Condo	2	2	16	\$728K	\$710K
5 October, 2015	428 Montrose Ave, Toronto	Semi-Detached	4	3	7	\$949K	\$940K
7 October, 2015	308, 456 College St, Toronto	Condo		1	9	\$200K	\$242K
	507 Euclid Ave, Toronto	Semi-Detached	4	5	28	\$1,650K	\$1,510K
9 October, 2015	430 Roxton Rd, Toronto	Semi-Detached	3	2	3	\$850K	\$840K
13 October, 2015	115 Jersey Ave, Toronto	Detached	2	1	8	\$749K	\$825K
	525 Shaw St, Toronto	Townhouse	3	2	13	\$659K	\$700K
15 October, 2015	407/408, 996 College St, Toronto	Condo	2	2	3	\$720K	\$784K
	509, 456 College St, Toronto	Condo		1	3	\$360K	\$377K
17 October, 2015	231 Clinton St, Toronto	Detached	3	3	2	\$980K	\$1,130K
18 October, 2015	431 Euclid Ave, Toronto	Semi-Detached	5	3	8	\$998K	\$1,275K
19 October, 2015	308, 707 Dovercourt Rd, Toronto	Condo	1	1	22	\$330K	\$320K
26 October, 2015	500 Shaw St, Toronto	Townhouse	3	4	14	\$1,525K	\$1,490K
27 October, 2015	31 Clinton St, Toronto	Townhouse	3	3	14	\$1,210K	\$1,170K
28 October, 2015	10, 200 Clinton St, Toronto	Condo	1	2	32	\$1,049K	\$1,010K
	307, 996 College St, Toronto	Condo	2	1	2	\$360K	\$364K
	603/604, 996 College St, Toronto	Condo	2	1	3	\$1,000K	\$1,060K
	703, 996 College St, Toronto	Condo	2	1	2	\$550K	\$585K
29 October, 2015	213 Palmerston Ave, Toronto	Semi-Detached	4	3	4	\$899K	\$1,020K
2 November, 2015	430 Markham St, Toronto	Semi-Detached	4	4	13	\$1,799K	\$1,800K
3 November, 2015	366 Montrose St, Toronto	Semi-Detached	3	2	20	\$825K	\$826K
5 November, 2015	555 Markham St, Toronto	Semi-Detached	5	3	24	\$1,550K	\$1,410K
6 November, 2015	603 Ossington Ave, Toronto	Semi-Detached	5	5	8	\$1,129K	\$1,090K
9 November, 2015	334 Markham St, Toronto	Semi-Detached	3	5	6	\$1,749K	\$1,675K
15 November, 2015	192 Palmerston Ave, Toronto	Semi-Detached	4	3	7	\$900K	\$1,256K
	407, 707 Dovercourt Rd, Toronto	Condo	1	1	28	\$379K	\$350K

## Data

Month, Day, Year of Sold Date	Address1	Property Type	Bedrooms	Washrooms	Days on the Market	List Price	Sold Price
16 November, 2015	476 Montrose Ave, Toronto	Detached	3	1	7	\$798K	\$785K
	721 Dovercourt Rd, Toronto	Semi-Detached	3	3	6	\$800K	\$823K
17 November, 2015	140 Clinton St, Toronto	Semi-Detached	2	2	2	\$790K	\$891K
20 November, 2015	352B Harbord St, Toronto	Townhouse	3	3	2	\$1,290K	\$1,290K
24 November, 2015	406 Roxton Rd, Toronto	Semi-Detached	4	4	16	\$1,175K	\$1,130K
28 November, 2015	131 Ulster St, Toronto	Other	5	7	88	\$2,100K	\$1,900K
3 December, 2015	104, 701 Dovercourt Rd, Toronto	Condo	2	1	3	\$629K	\$651K
7 December, 2015	415, 456 College St, Toronto	Condo		1	28	\$380K	\$365K
9 December, 2015	284 Euclid Ave, Toronto	Townhouse	4	2	17	\$789K	\$825K
13 December, 2015	401, 996 College St, Toronto	Condo	2	1	10	\$570K	\$570K
15 December, 2015	20 Concord Ave, Toronto	Detached	4	2	1	\$1,079K	\$1,050K
17 December, 2015	645 Ossington Ave, Toronto	Semi-Detached	2	3	39	\$998K	\$985K
22 December, 2015	636 Manning Ave, Toronto	Townhouse	5	3	31	\$929K	\$893K
8 January, 2016	572 Crawford St, Toronto	Semi-Detached	4	2	14	\$925K	\$900K
14 January, 2016	30 Clinton St, Toronto	Semi-Detached	4	2	65	\$820K	\$800K
	354A Harbord St, Toronto	Townhouse	3	3	43	\$1,290K	\$1,290K
18 January, 2016	302 Roxton Rd, Toronto	Townhouse	3	1	14	\$729K	\$707K
19 January, 2016	360 Harbord St, Toronto	Other				\$1,100K	\$1,050K
21 January, 2016	446 1/2 Shaw St	Semi-Detached	3	2	8	\$700K	\$853K
	574 Manning Ave N	Detached	2	3	40	\$900K	\$875K
26 January, 2016	531 Markham St	Semi-Detached	5	2	8	\$899K	\$1,215K
3 February, 2016	304, 799 College St	Condo	1	2	5	\$519K	\$509K
	650 Bathurst St	Semi-Detached	4	5	14	\$1,349K	\$1,370K
4 February, 2016	388C Manning Ave	Townhouse	1	2	65	\$729K	\$706K
	391 Markham St	Semi-Detached	6	3	8	\$1,499K	\$2,110K
5 February, 2016	707 Crawford St	Detached	3	1	1	\$729K	\$750K
8 February, 2016	305, 701 Dovercourt Rd	Condo	2	3	28	\$750K	\$741K
16 February, 2016	8 Jersey Ave	Semi-Detached	2	2	7	\$759K	\$812K

## Data

Month, Day, Year of Sold Date	Address1	Property Type	Bedrooms	Washrooms	Days on the Market	List Price	Sold Price
19 February, 2016	10, 455 Dovercourt Rd	Townhouse	2	3	22	\$890K	\$875K
	317, 456 College St	Condo	1	2	3	\$410K	\$405K
	461 Grace St	Townhouse	3	2	10	\$749K	\$858K
	713, 783 Bathurst St	Condo	1	1	24	\$425K	\$420K
2 March, 2016	354B Harbord St	Townhouse	3	3	29	\$1,325K	\$1,325K
	381 Markham St	Semi-Detached	4	4	8	\$1,849K	\$2,100K
3 March, 2016	74 Concord Ave	Semi-Detached	8	10	127	\$3,086K	\$2,936K
4 March, 2016	Ph601, 799 College St	Condo	2	2	11	\$1,189K	\$1,140K
9 March, 2016	689 Crawford St	Detached	5	2	8	\$989K	\$1,101K
12 March, 2016	244 Montrose Ave	Other	3	4	16	\$1,415K	\$1,400K
	301, 202 Bathurst St	Condo	1	1	39	\$455K	\$447K
13 March, 2016	305, 707 Dovercourt Rd	Condo	2	1	17	\$359K	\$350K
14 March, 2016	470 Markham St	Semi-Detached	6	3	24	\$1,559K	\$1,650K
16 March, 2016	678 Bathurst St	Semi-Detached	4	3	43	\$1,349K	\$1,268K
22 March, 2016	12, 200 Clinton St	Condo	1	2	21	\$1,000K	\$980K
24 March, 2016	5, 455 Dovercourt Rd	Townhouse	2	2	36	\$830K	\$825K
25 March, 2016	307, 996 College St	Condo	1	1	110	\$440K	\$415K
28 March, 2016	541 Roxton Rd	Detached	2	3	18	\$850K	\$850K
29 March, 2016	193 Grace St	Semi-Detached	5	2	11	\$1,299K	\$1,225K
5 April, 2016	230 Montrose Ave	Semi-Detached	3	2	7	\$1,050K	\$1,200K
7 April, 2016	358 Harbord St	Semi-Detached	3	3	17	\$1,350K	\$1,350K
8 April, 2016	361 Grace St	Semi-Detached	3	3	2	\$899K	\$1,206K
9 April, 2016	161 Montrose Ave	Semi-Detached	5	3	9	\$1,100K	\$1,175K
	330 Palmerston Blvd	Detached	7	3	3	\$1,999K	\$2,330K
	518 Euclid Ave	Semi-Detached	6	4	36	\$1,895K	\$1,940K
11 April, 2016	404, 799 College St	Condo	2	1	31	\$519K	\$510K
12 April, 2016	220 Grace St	Detached	6	3	6	\$1,489K	\$1,750K
	566 Crawford St	Townhouse	4	3	8	\$1,025K	\$1,200K

## Data

Month, Day, Year of Sold Date	Address1	Property Type	Bedrooms	Washrooms	Days on the Market	List Price	Sold Price
15 April, 2016	592 Manning Ave	Semi-Detached	4	5	3	\$1,489K	\$1,820K
16 April, 2016	467 Dovercourt Rd	Semi-Detached	3	3	3	\$1,189K	\$1,407K
18 April, 2016	509 Crawford St	Semi-Detached	4	3	4	\$750K	\$870K
20 April, 2016	734 Shaw St	Semi-Detached	4	2	7	\$799K	\$1,105K
25 April, 2016	18 Nancy Pocock Pl	Townhouse	2	3	14	\$900K	\$880K
	216, 707 Dovercourt Rd	Condo	1	1	20	\$360K	\$360K
27 April, 2016	287 Grace St	Semi-Detached	3	4	8	\$1,199K	\$1,350K
28 April, 2016	409 Markham St	Semi-Detached	4	5	1	\$1,598K	\$2,001K
3 May, 2016	119 Delaware Ave	Detached	3	3	8	\$1,400K	\$1,475K
	459 Roxton Rd	Detached	4	2	7	\$1,200K	\$1,501K
	512, 456 College St	Condo	1	1	5	\$395K	\$416K
7 May, 2016	2 Jersey Ave	Semi-Detached	3	2	3	\$699K	\$825K
9 May, 2016	177 Concord Ave	Semi-Detached	4	3	12	\$799K	\$1,055K
	205, 996 College St	Condo	1	1	24	\$380K	\$380K
	527 Crawford St	Detached	3	1	7	\$749K	\$920K
14 May, 2016	395 Montrose Ave	Detached	3	4	4	\$1,349K	\$1,700K
17 May, 2016	537 Palmerston Blvd	Semi-Detached	6	6	7	\$1,399K	\$1,770K
18 May, 2016	64 Beatrice St	Detached	5	3	8	\$1,399K	\$1,490K
19 May, 2016	460 Ossington Ave	Semi-Detached	4	2	9	\$799K	\$1,060K
25 May, 2016	619, 308 Palmerston Ave	Condo	0	1	22	\$300K	\$295K
	665 Shaw St	Semi-Detached	5	2	13	\$1,059K	\$1,350K
27 May, 2016	285 Grace St	Semi-Detached	3	4	1	\$1,299K	\$1,500K
	531 Palmerston Blvd	Detached	5	5	2	\$3,195K	\$3,450K
28 May, 2016	182 Grace St	Other	5	6	85	\$2,449K	\$2,215K
31 May, 2016	259 Montrose Ave	Semi-Detached	3	3	7	\$979K	\$1,215K
	464 Euclid Ave	Semi-Detached	4	4	7	\$1,180K	\$1,355K
3 June, 2016	206, 707 Dovercourt Rd	Condo	1	1	52	\$355K	\$348K
	501, 456 College St	Condo	1	1	15	\$385K	\$399K



Data

Month, Day, Year of Sold Date	Address1	Property Type	Bedrooms	Washrooms	Days on the Market	List Price	Sold Price
7 June, 2016	88 Grace St	Semi-Detached	4	3	8	\$1,435K	\$1,421K
9 June, 2016	15 Page St	Semi-Detached	3	2	7	\$699K	\$856K
	507 Manning Ave	Semi-Detached	4	2	9	\$999K	\$1,180K
13 June, 2016	577 Dovercourt Rd	Detached	3	5	6	\$1,429K	\$1,658K
14 June, 2016	303, 707 Dovercourt Rd	Condo	1	1	15	\$350K	\$345K
	518, 308 Palmerston Ave	Condo	1	1	7	\$350K	\$346K
20 June, 2016	618 Manning Ave	Semi-Detached	3	2	4	\$1,200K	\$1,360K
21 June, 2016	606, 456 College St	Condo	1	2	6	\$400K	\$400K
27 June, 2016	449 Grace St	Semi-Detached	4	4	5	\$1,495K	\$2,000K
28 June, 2016	497 Crawford St	Semi-Detached	3	2	5	\$770K	\$892K
	506 Markham St	Semi-Detached	5	4	5	\$1,600K	\$1,450K
30 June, 2016	414, 308 Palmerston Ave	Condo	1	1	7	\$449K	\$435K
8 July, 2016	318 Montrose Ave	Semi-Detached	3	3	9	\$1,088K	\$1,308K
	646 Crawford St	Semi-Detached	6	3	18	\$1,039K	\$1,015K
11 July, 2016	54A Palmerston Ave	Semi-Detached	3	2	64	\$1,300K	\$1,135K
	184 Grace St	Semi-Detached	4	2	11	\$1,400K	\$1,405K
12 July, 2016	453 Grace St	Semi-Detached	5	2	7	\$999K	\$1,085K
15 July, 2016	141 Montrose Ave	Semi-Detached	3	2	10	\$850K	\$958K
	501 Manning Ave	Semi-Detached	4	4	3	\$1,499K	\$1,600K
	509, 308 Palmerston Ave	Condo	1	1	1	\$470K	\$477K
19 July, 2016	648 Bathurst St	Other	4	4	6	\$1,399K	\$1,600K
20 July, 2016	265 Clinton St	Townhouse	3	2	1	\$849K	\$845K
	696 Ossington Ave	Detached	4	4	26	\$1,289K	\$1,250K
24 July, 2016	482 Shaw St	Townhouse	3	5	12	\$1,695K	\$1,659K
25 July, 2016	190 Concord Ave	Semi-Detached	4	4	0	\$1,315K	\$1,309K
27 July, 2016	402 Manning Ave	Semi-Detached	3	3	9	\$1,298K	\$1,450K
29 July, 2016	213, 394 Euclid Ave	Condo	1	1	11	\$400K	\$521K
	290 Clinton St	Detached	4	5	31	\$1,545K	\$1,500K

## Data

Month, Day, Year of Sold Date	Address1	Property Type	Bedrooms	Washrooms	Days on the Market	List Price	Sold Price
9 August, 2016	204, 799 College St	Condo	2	2	20	\$508K	\$500K
10 August, 2016	512 Bathurst St	Detached	5	4	4	\$1,000K	\$1,410K
16 August, 2016	161 Concord Ave	Semi-Detached	5	3	6	\$1,079K	\$1,327K
7 September, 2016	189 Clinton St	Semi-Detached	3	2	5	\$850K	\$865K
	277 Clinton St	Other	2	2	6	\$898K	\$1,077K
14 September, 2016	435A Montrose Ave	Semi-Detached	4	3	8	\$1,345K	\$1,620K
26 September, 2016	197 Beatrice St	Semi-Detached	4	4	12	\$1,279K	\$1,330K
29 September, 2016	406, 707 Dovercourt Rd	Condo	1	1	10	\$360K	\$354K
1 October, 2016	417, 456 College St	Condo	1	1	2	\$450K	\$510K
2 October, 2016	194 Concord Ave	Semi-Detached	3	3	102	\$1,196K	\$1,056K
5 October, 2016	277 Roxton Rd	Townhouse	3	4	1	\$1,689K	\$1,689K
	311, 456 College St	Condo	1	1	9	\$450K	\$525K
7 October, 2016	344 Markham St	Detached	4	3	8	\$998K	\$1,300K
11 October, 2016	215, 707 Dovercourt Rd	Condo	0	1	42	\$289K	\$281K
	507, 130 Rusholme Rd	Condo	2	2	162	\$649K	\$630K
12 October, 2016	694 Bathurst St	Semi-Detached	7	3	8	\$1,000K	\$1,530K
17 October, 2016	577 Crawford St	Detached	3	3	6	\$899K	\$974K
	604, 130 Rusholme Rd	Condo	2	1	91	\$729K	\$720K
19 October, 2016	693 Crawford St	Detached	2	1	17	\$699K	\$802K
20 October, 2016	472 Roxton Rd	Semi-Detached	3	4	17	\$1,649K	\$1,625K
21 October, 2016	493 Crawford St	Detached	3	1	4	\$989K	\$1,000K
22 October, 2016	631 Shaw St	Semi-Detached	3	3	10	\$1,588K	\$1,675K
23 October, 2016	657 Manning Ave	Semi-Detached	6	4	9	\$1,299K	\$1,250K
26 October, 2016	314 Palmerston Blvd	Townhouse	4	7	15	\$5,995K	\$5,600K
	476 Markham St	Semi-Detached	5	1	13	\$1,200K	\$1,100K
29 October, 2016	477 Shaw St	Townhouse	4	3	9	\$1,098K	\$1,080K
30 October, 2016	201, 202 Bathurst St	Condo	1	1	9	\$450K	\$450K
1 November, 2016	203, 799 College St	Condo	1	2	4	\$529K	\$529K

## Data

Month, Day, Year of Sold Date	Address1	Property Type	Bedrooms	Washrooms	Days on the Market	List Price	Sold Price
1 November, 2016	519 Ossington Ave	Detached	2	2	8	\$799K	\$850K
	531 Markham St	Other	4	5	8	\$1,699K	\$2,200K
2 November, 2016	308, 456 College St	Condo	0	1	15	\$290K	\$293K
3 November, 2016	247 Beatrice St	Townhouse	3	3	8	\$799K	\$1,111K
4 November, 2016	396 Roxton Rd	Detached	5	5	10	\$1,900K	\$1,850K
9 November, 2016	389 Grace St	Semi-Detached	3	2	8	\$989K	\$1,265K
11 November, 2016	306, 456 College St	Condo	1	2	8	\$455K	\$455K
	411, 707 Dovercourt Rd	Condo	1	1	8	\$368K	\$368K
12 November, 2016	208, 130 Rusholme St	Condo	1	1	43	\$430K	\$420K
14 November, 2016	66 Delaware Ave	Other	5	4	6	\$1,699K	\$1,699K
15 November, 2016	379 Montrose Ave	Semi-Detached	3	2	8	\$849K	\$1,177K
	669 Euclid Ave	Semi-Detached	5	5	21	\$2,200K	\$2,100K
16 November, 2016	308, 130 Rusholme St	Condo	1	1	5	\$400K	\$400K
17 November, 2016	300 Euclid Ave	Detached	2	1	9	\$899K	\$1,218K
18 November, 2016	204, 707 Dovercourt Rd	Condo	2	2	9	\$485K	\$482K
26 November, 2016	492 Crawford St	Semi-Detached	3	5	4	\$1,350K	\$1,350K
28 November, 2016	48 Concord Ave	Detached	5	3	52	\$1,500K	\$1,440K
30 November, 2016	297 Roxton Rd	Townhouse	3	5	6	\$1,715K	\$1,716K
	305, 707 Dovercourt Rd	Condo	2	1	12	\$399K	\$400K
	363 Grace St	Detached	0	0	0	\$1,499K	\$1,540K
	525 Shaw St	Townhouse	3	3	7	\$999K	\$1,160K
2 December, 2016	202, 701 Dovercourt Rd	Condo	1	1	1	\$399K	\$510K
6 December, 2016	453 Euclid Ave	Semi-Detached	3	3	6	\$1,849K	\$2,253K
14 December, 2016	555 Crawford St	Detached	5	3	2	\$1,489K	\$1,500K
23 December, 2016	557 Roxton Rd	Townhouse	5	5	45	\$1,298K	\$1,330K
18 January, 2017	886 College St	Semi-Detached	5	4	50	\$1,290K	\$1,290K
24 January, 2017	300 Montrose Ave	Semi-Detached	3	2	6	\$799K	\$1,210K
25 January, 2017	246 Concord Ave	Semi-Detached	5	2	9	\$900K	\$1,450K

## Data

Month, Day, Year of Sold Date	Address1	Property Type	Bedrooms	Washrooms	Days on the Market	List Price	Sold Price
30 January, 2017	360 Roxton Rd	Semi-Detached	3	3	40	\$1,265K	\$1,200K
	461 Grace St	Townhouse	3	4	9	\$998K	\$1,453K
3 February, 2017	708 Bathurst St	Semi-Detached	3	3	8	\$899K	\$1,284K
7 February, 2017	53 Brunswick Ave	Detached	3	3	8	\$2,495K	\$2,650K
9 February, 2017	33 Achtman Lane	Semi-Detached	3	3	2	\$1,379K	\$1,370K
10 February, 2017	222 Manning Ave	Semi-Detached	4	4	4	\$2,285K	\$2,285K
11 February, 2017	431, 783 Bathurst St	Condo	2	2	36	\$625K	\$618K
13 February, 2017	181 Beatrice St	Semi-Detached	3	4	11	\$1,849K	\$2,200K
14 February, 2017	145 Montrose Ave	Semi-Detached	4	2	6	\$849K	\$1,030K
16 February, 2017	336 Palmerston Blvd	Detached	6	4	10	\$3,350K	\$3,295K
23 February, 2017	646 Euclid Ave	Detached	4	4	43	\$2,300K	\$2,325K
27 February, 2017	131 Concord Ave	Detached	4	3	6	\$1,285K	\$2,100K
1 March, 2017	307, 701 Dovercourt Rd	Condo	2	2	8	\$979K	\$1,325K
	410, 456 College St	Condo	1	1	7	\$399K	\$435K
4 March, 2017	251 Palmerston Ave	Semi-Detached	6	3	2	\$1,184K	\$1,620K
27 March, 2017	430 Roxton Rd	Semi-Detached	3	2	6	\$969K	\$1,390K
	680 Crawford St	Semi-Detached	5	3	6	\$1,080K	\$1,451K
29 March, 2017	466 Montrose Ave	Semi-Detached	3	2	8	\$939K	\$1,115K
4 April, 2017	103, 701 Dovercourt Rd	Condo	2	2	6	\$900K	\$950K
	214 Grace St	Semi-Detached	5	3	6	\$1,200K	\$1,605K
	632 Euclid Ave	Semi-Detached	7	3	7	\$1,499K	\$2,001K
5 April, 2017	628 Crawford St	Semi-Detached	4	3	5	\$1,050K	\$1,220K
8 April, 2017	393 Harbord St	Detached	7	2	0	\$1,199K	\$1,355K
9 April, 2017	108, 707 Dovercourt Rd	Condo	1	1	1	\$369K	\$441K
10 April, 2017	502, 799 College St	Condo	2	2	14	\$1,095K	\$1,095K
13 April, 2017	516 Markham St	Detached	4	2	10	\$2,395K	\$2,285K
17 April, 2017	424 Euclid Ave	Semi-Detached	4	3	6	\$2,149K	\$2,100K
26 April, 2017	20 Concord Ave	Detached	4	3	6	\$1,200K	\$1,553K

## Data

Month, Day, Year of Sold Date	Address1	Property Type	Bedrooms	Washrooms	Days on the Market	List Price	Sold Price
26 April, 2017	233 Clinton St	Detached	2	1	7	\$999K	\$1,425K
1 May, 2017	165 Delaware Ave	Semi-Detached	4	2	5	\$1,399K	\$1,580K
2 May, 2017	19, 130 Clinton St	Townhouse	3	3	7	\$699K	\$801K
	301, 701 Dovercourt Rd	Condo	2	2	8	\$999K	\$1,400K
3 May, 2017	35, 36 Rusholme Park Cres	Townhouse	3	3	5	\$999K	\$1,050K
4 May, 2017	168 Montrose Ave	Semi-Detached	3	3	3	\$999K	\$1,275K
5 May, 2017	342 Montrose Ave	Semi-Detached	5	3	9	\$1,449K	\$1,451K
7 May, 2017	464 Montrose Ave	Detached	3	3	3	\$1,350K	\$1,305K
8 May, 2017	251 Roxton Rd	Townhouse	3	5	7	\$1,999K	\$2,000K
9 May, 2017	233 Concord Ave	Townhouse	2	1	6	\$875K	\$995K
	610, 456 College St	Condo	1	1	7	\$400K	\$456K
13 May, 2017	119 Montrose Ave	Semi-Detached	3	3	2	\$1,000K	\$1,225K
14 May, 2017	415, 707 Dovercourt Rd	Condo	0	1	2	\$289K	\$289K
15 May, 2017	710 Ossington Ave	Other	4	3	20	\$1,798K	\$1,925K
18 May, 2017	206, 799 College St	Condo	1	1	2	\$719K	\$719K
19 May, 2017	388E Manning Ave	Townhouse	1	2	4	\$799K	\$760K
21 May, 2017	213 Grace St	Semi-Detached	4	4	3	\$1,689K	\$1,665K
23 May, 2017	148 Clinton St	Detached	5	3	15	\$1,499K	\$1,390K
25 May, 2017	407, 707 Dovercourt Rd	Condo	1	1	9	\$379K	\$440K
26 May, 2017	727 Shaw St	Semi-Detached	3	3	21	\$1,000K	\$950K
27 May, 2017	535 Markham St	Detached	4	6	15	\$2,248K	\$2,436K
28 May, 2017	618 Ossington Ave	Semi-Detached	3	2	12	\$1,249K	\$1,188K
29 May, 2017	105, 707 Dovercourt Rd	Condo	1	1	14	\$399K	\$445K
30 May, 2017	259 Roxton Rd	Townhouse	3	5	19	\$2,148K	\$2,050K
31 May, 2017	510 Crawford St	Townhouse	4	2	20	\$1,399K	\$1,300K
2 June, 2017	575 Shaw St	Semi-Detached	3	5	30	\$1,425K	\$1,340K
5 June, 2017	341 Manning Ave	Semi-Detached	2	3	7	\$999K	\$1,081K
6 June, 2017	236 Beatrice St	Detached	6	5	14	\$1,885K	\$1,750K

## Data

Month, Day, Year of Sold Date	Address1	Property Type	Bedrooms	Washrooms	Days on the Market	List Price	Sold Price
7 June, 2017	101, 701 Dovercourt Rd	Condo	1	1	7	\$579K	\$655K
10 June, 2017	660 Ossington Ave	Semi-Detached	5	4	11	\$839K	\$835K
14 June, 2017	103, 707 Dovercourt Rd	Condo	1	1	7	\$399K	\$450K
	285 Grace St	Semi-Detached	3	4	8	\$1,598K	\$1,800K
15 June, 2017	338 Markham St	Detached	4	2	1	\$1,698K	\$1,698K
	452 Shaw St	Detached	4	4	8	\$1,950K	\$2,050K
22 June, 2017	267 Clinton St	Townhouse	3	2	22	\$859K	\$840K
24 June, 2017	79 Montrose Ave	Semi-Detached	3	2	5	\$849K	\$1,055K
27 June, 2017	405 Palmerston Blvd	Other	5	5	22	\$2,995K	\$2,790K
2 July, 2017	689 Euclid Ave	Semi-Detached	6	2	10	\$1,350K	\$1,150K
3 July, 2017	275 Grace St	Semi-Detached	4	2	4	\$1,100K	\$1,220K
	481 Manning Ave	Semi-Detached	4	2	19	\$1,245K	\$1,215K
17 July, 2017	610 Crawford St	Semi-Detached	5	2	19	\$1,450K	\$1,390K
19 July, 2017	453 Grace St	Semi-Detached	5	4	35	\$1,895K	\$1,870K
26 July, 2017	600 Bathurst St	Semi-Detached	4	3	16	\$1,499K	\$1,399K
3 August, 2017	302, 701 Dovercourt Rd	Condo	2	3	24	\$975K	\$950K
4 August, 2017	625 Euclid Ave	Semi-Detached	4	3	29	\$1,449K	\$1,400K
22 August, 2017	4, 130 Clinton St	Townhouse	3	2	7	\$750K	\$735K
4 September, 2017	687 Euclid Ave	Semi-Detached	4	3	7	\$1,395K	\$1,400K
6 September, 2017	107, 707 Dovercourt Rd	Condo	1	1	8	\$399K	\$465K
9 September, 2017	683 Crawford St	Detached	3	3	48	\$1,249K	\$1,137K
11 September, 2017	669A Crawford St	Semi-Detached	3	2	6	\$1,018K	\$1,130K
14 September, 2017	602 Bathurst St	Semi-Detached	5	3	2	\$1,269K	\$1,360K
15 September, 2017	310, 456 College St	Condo	1	1	3	\$475K	\$473K
	343 Clinton St	Semi-Detached	5	3	2	\$1,449K	\$1,475K
16 September, 2017	106, 701 Dovercourt Rd	Condo	1	1	11	\$635K	\$628K
18 September, 2017	493 Crawford St	Detached	3	4	67	\$1,500K	\$1,453K
	603 Ossington Ave	Semi-Detached	5	5	53	\$1,595K	\$1,553K

## Data

Month, Day, Year of Sold Date	Address1	Property Type	Bedrooms	Washrooms	Days on the Market	List Price	Sold Price
19 September, 2017	667 Crawford St	Semi-Detached	3	5	48	\$1,600K	\$1,535K
21 September, 2017	460 Euclid Ave	Semi-Detached	4	4	1	\$1,749K	\$1,750K
22 September, 2017	486 Euclid Ave	Semi-Detached	4	4	16	\$2,000K	\$1,980K
27 September, 2017	339 Markham St	Semi-Detached	4	5	7	\$1,979K	\$1,979K
29 September, 2017	572 Crawford St	Semi-Detached	4	2	71	\$1,299K	\$1,240K
6 October, 2017	254 Roxton Rd	Townhouse	3	3	1	\$1,200K	\$1,190K
12 October, 2017	521 Roxton Rd	Semi-Detached	4	4	1	\$1,209K	\$1,230K
14 October, 2017	428 Euclid Ave	Detached	5	3	2	\$2,000K	\$1,750K
16 October, 2017	540 Crawford St	Detached	2	1	5	\$985K	\$1,095K
19 October, 2017	276 Montrose Ave	Semi-Detached	3	2	3	\$1,300K	\$1,300K
22 October, 2017	676 Euclid Ave	Semi-Detached	4	3	6	\$1,479K	\$1,525K
24 October, 2017	313 Markham St	Semi-Detached	3	3	8	\$899K	\$1,207K
	462 Markham St	Detached	4	2	1	\$1,295K	\$1,295K
25 October, 2017	306, 308 Palmerston Ave	Condo	1	2	8	\$495K	\$525K
	403, 799 College St	Condo	1	1	2	\$390K	\$440K
31 October, 2017	256 Montrose Ave	Semi-Detached	2	2	5	\$1,199K	\$1,199K
4 November, 2017	538 Crawford St	Semi-Detached	4	3	2	\$1,249K	\$1,500K
8 November, 2017	416 Palmerston Blvd	Detached	5	6	8	\$2,795K	\$2,846K
12 November, 2017	12 Nancy Pocock Pl	Townhouse	3	2	4	\$999K	\$1,200K
15 November, 2017	201 Grace St	Semi-Detached	5	3	7	\$1,350K	\$1,300K
20 November, 2017	113 Concord Ave	Detached	4	4	5	\$1,378K	\$1,368K
21 November, 2017	210 Clinton St	Detached	4	2	7	\$1,099K	\$1,151K
22 November, 2017	14 Clinton Pl	Townhouse	3	2	7	\$1,049K	\$1,049K
24 November, 2017	579 Ossington Ave	Other	4	3	15	\$900K	\$915K
12 December, 2017	711 Crawford St	Detached	3	2	5	\$1,199K	\$1,225K
13 December, 2017	6 Clinton St	Townhouse	2	2	5	\$900K	\$910K
	445 Roxton Rd	Detached	3	4	5	\$1,399K	\$1,755K
28 December, 2017	650 Shaw St	Semi-Detached	5	3	30	\$1,349K	\$1,300K

## Data

Month, Day, Year of Sold Date	Address1	Property Type	Bedrooms	Washrooms	Days on the Market	List Price	Sold Price
5 January, 2018	645 Ossington Ave	Semi-Detached	2	3	36	\$1,395K	\$1,320K
26 February, 2018	481 Dovercourt Rd	Semi-Detached	5	4	4	\$1,789K	\$1,865K
27 February, 2018	620 Ossington Ave	Detached	4	3	36	\$1,489K	\$1,400K
8 March, 2018	12, 200 Clinton St	Condo	1	2	3	\$1,150K	\$1,150K
19 March, 2018	423 Roxton Rd	Detached	4	3	5	\$1,489K	\$1,469K
22 March, 2018	452 Montrose Ave	Detached	2	1	3	\$929K	\$1,050K
27 March, 2018	510, 707 Dovercourt Rd	Condo	2	2	0	\$589K	\$650K
	690 Crawford St	Detached	4	4	28	\$2,400K	\$2,125K