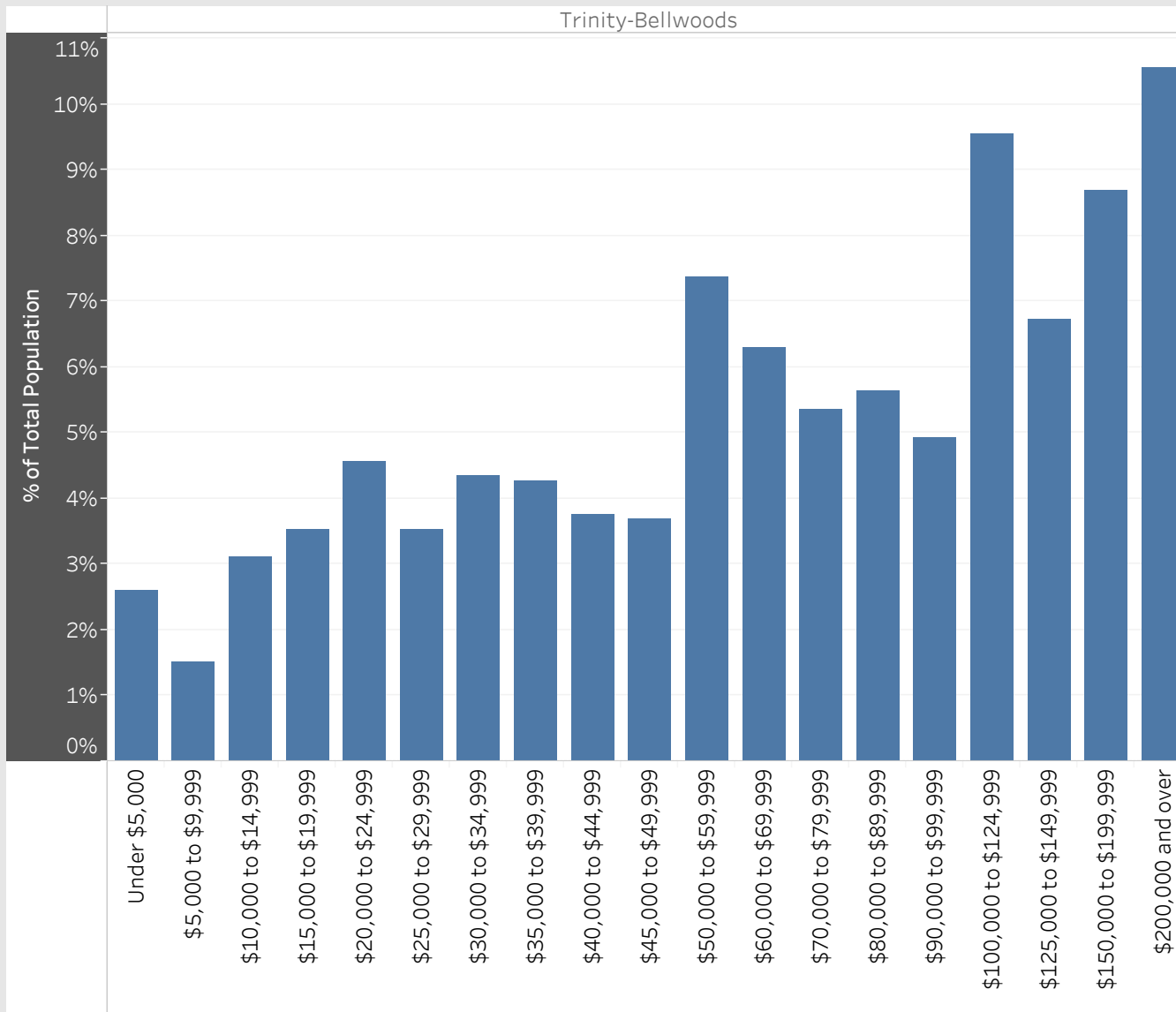


Trinity-Bellwoods
Neighbourhood Breakdown
July 1st, 2015 - March 31st, 2018

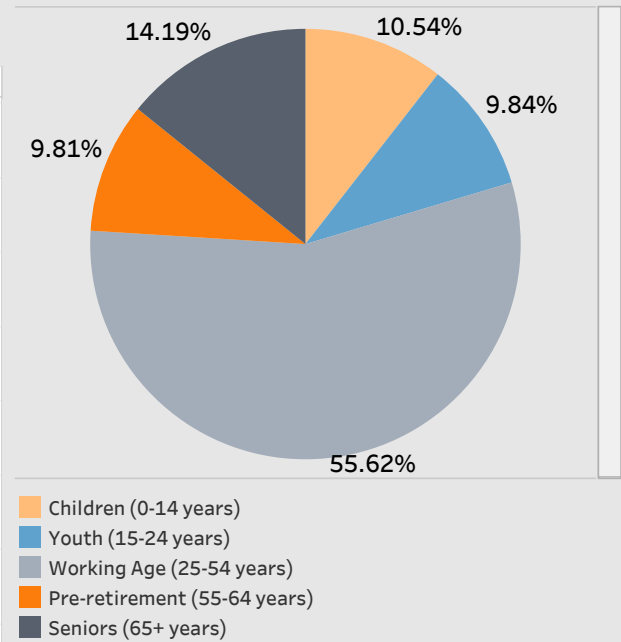


2016 StatsCan Data

Household Income in Trinity-Bellwoods



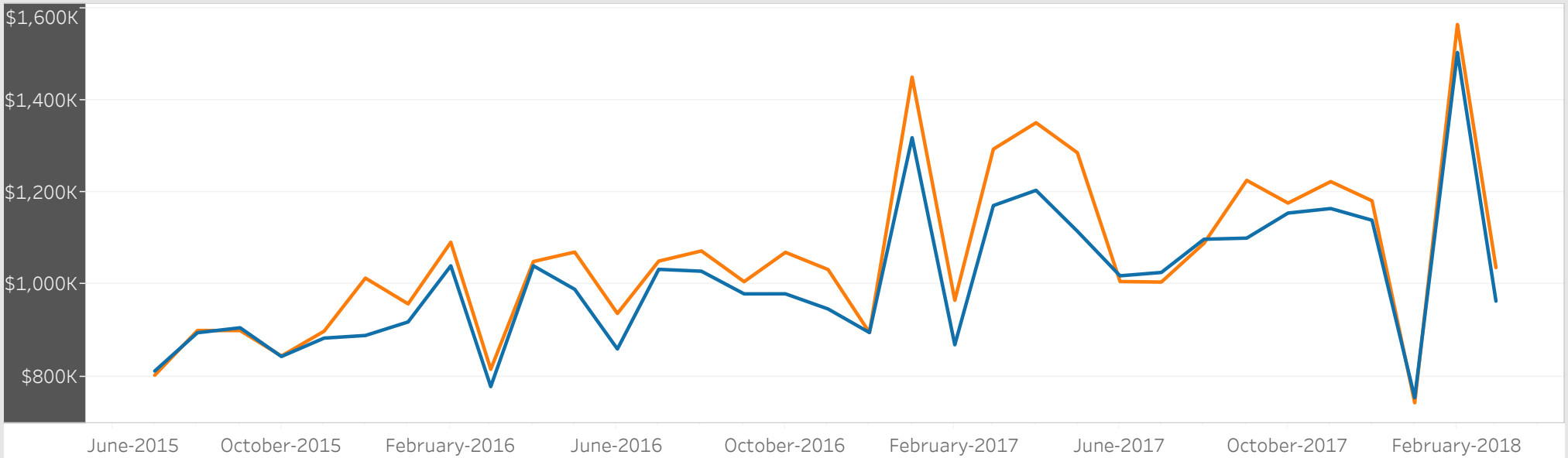
Age



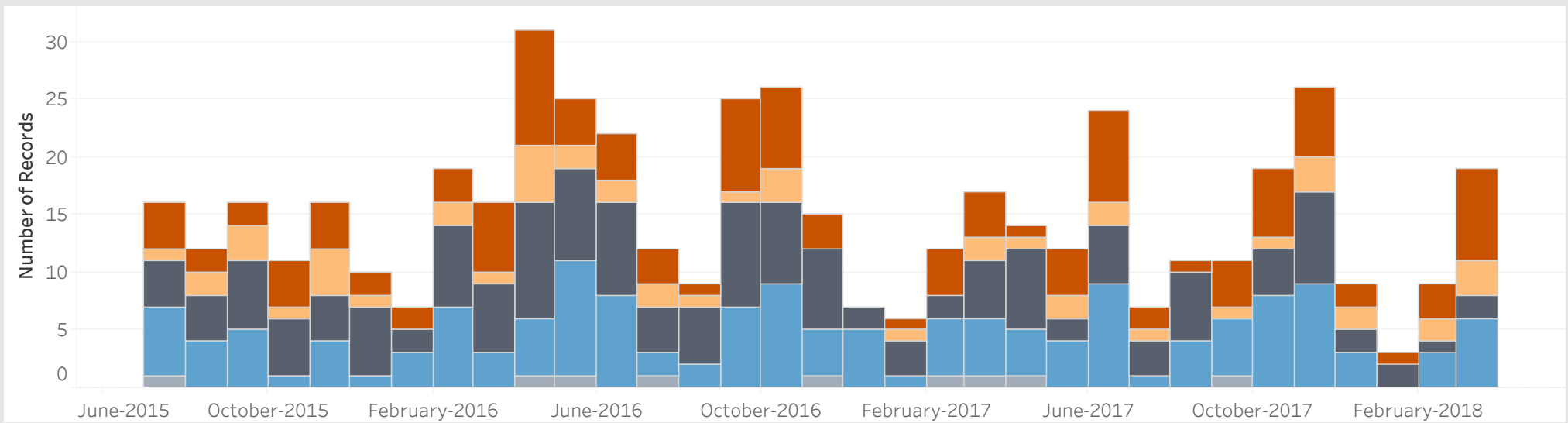
Visible Minorities

Not a visible minority	70.37%
Chinese	19.89%
Black	1.97%
South Asian	1.73%
Latin American	1.17%
Southeast Asian	1.02%
Multiple visible minorities	0.99%
Filipino	0.86%
Japanese	0.49%
Arab	0.40%
Korean	0.40%
Visible minority; n.i.e.	0.40%
West Asian	0.31%

Average Sold Price vs. Average Ask Price in Trinity-Bellwoods



Properties Sold in Trinity-Bellwoods by Month



Data

Month, Day, Year of Sold Date	Address1	Property Type	Bedrooms	Washrooms	Days on the Market	List Price	Sold Price
1 July, 2015	334 Shaw St, Toronto	Detached	5	3	17	\$1,100K	\$1,250K
5 July, 2015	132 Shaw St, Toronto	Townhouse	3	2	3	\$727K	\$680K
6 July, 2015	245 Euclid Ave, Toronto	Semi-Detached	3	2	43	\$820K	\$815K
12 July, 2015	226 Manning Ave, Toronto	Semi-Detached	3	3	7	\$1,295K	\$1,335K
	245 Claremont St, Toronto	Townhouse	3	3	14	\$1,130K	\$1,125K
14 July, 2015	410, 183 Dovercourt Rd, Toronto	Condo	1	1	6	\$380K	\$390K
16 July, 2015	138 Nassau St, Toronto	Semi-Detached	1	2	81	\$549K	\$501K
	603, 1239 Dundas St, Toronto	Condo	1	1	22	\$495K	\$505K
18 July, 2015	16 Givins St, Toronto	Townhouse	3	3	12	\$849K	\$815K
19 July, 2015	314, 183 Dovercourt Rd, Toronto	Condo	1	2	28	\$699K	\$665K
22 July, 2015	136 Bellwoods Ave, Toronto	Semi-Detached	3	2	37	\$829K	\$825K
	255 Claremont St, Toronto	Townhouse	3	2	9	\$679K	\$679K
24 July, 2015	279 Palmerston Ave, Toronto	Other	5	4	61	\$1,100K	\$950K
28 July, 2015	221 Claremont St, Toronto	Townhouse	3	3	15	\$1,139K	\$1,130K
	307, 1239 Dundas St, Toronto	Condo	1	1	64	\$400K	\$400K
31 July, 2015	289 Euclid Ave, Toronto	Townhouse	3	2	15	\$800K	\$780K
6 August, 2015	165 Beatrice St, Toronto	Semi-Detached	3	3	17	\$899K	\$911K
	373 Shaw St, Toronto	Semi-Detached	4	4	11	\$1,495K	\$1,595K
10 August, 2015	46 Euclid Ave, Toronto	Detached	4	3	51	\$1,250K	\$1,140K
	124 Harrison St, Toronto	Townhouse	3	1	8	\$650K	\$700K
11 August, 2015	27 Mansfield Ave, Toronto	Townhouse	3	3	8	\$850K	\$787K
	306, 1239 Dundas St, Toronto	Condo	1	1	2	\$470K	\$510K
13 August, 2015	236 Palmerston Ave, Toronto	Detached	5	9	48	\$1,399K	\$1,350K
	238 Claremont St, Toronto	Townhouse	2	3	35	\$709K	\$686K
16 August, 2015	360 Ossington Ave, Toronto	Semi-Detached	3	2	13	\$750K	\$848K
24 August, 2015	414, 183 Dovercourt Rd, Toronto	Condo	1	1	8	\$500K	\$510K
26 August, 2015	62 Palmerston Ave, Toronto	Townhouse	7	2	22	\$899K	\$899K
	248.5 Euclid Ave, Toronto	Semi-Detached	3	2	14	\$870K	\$863K

Data

Month, Day, Year of Sold Date	Address1	Property Type	Bedrooms	Washrooms	Days on the Market	List Price	Sold Price
2 September, 2015	604, 1239 Dundas St, Toronto	Condo	1	1	3	\$460K	\$455K
4 September, 2015	35 Foxley St, Toronto	Townhouse	5	3	8	\$829K	\$792K
14 September, 2015	110 Wolseley St, Toronto	Townhouse	3	1	7	\$749K	\$750K
	259 Crawford St, Toronto	Semi-Detached	3	3	21	\$1,199K	\$1,060K
15 September, 2015	308, 955 Queen St, Toronto	Condo		1	14	\$435K	\$435K
17 September, 2015	274 Markham St, Toronto	Semi-Detached	2	3	1	\$1,149K	\$1,149K
18 September, 2015	272 Palmerston Ave, Toronto	Detached	4	3	39	\$1,395K	\$1,305K
20 September, 2015	117 Harrison St, Toronto	Townhouse	3	2	11	\$775K	\$836K
23 September, 2015	260 Manning Ave, Toronto	Semi-Detached	4	4	15	\$1,650K	\$1,600K
27 September, 2015	20 Palmerston Ave, Toronto	Detached	2	3	6	\$1,198K	\$1,144K
	94 Argyle St, Toronto	Townhouse	3	1	6	\$499K	\$647K
28 September, 2015	1 Bellwoods Ave, Toronto	Semi-Detached	4	2	8	\$849K	\$825K
	67 Shannon St, Toronto	Detached	5	3	8	\$1,158K	\$1,260K
	245 Euclid Ave, Toronto	Semi-Detached	3	2	7	\$820K	\$810K
29 September, 2015	7 Crocker Ave, Toronto	Semi-Detached	3	3	8	\$629K	\$662K
30 September, 2015	3 Henderson Ave, Toronto	Townhouse	2	1	126	\$699K	\$665K
1 October, 2015	114 Argyle St, Toronto	Detached	4	5	4	\$1,790K	\$1,695K
	502, 955 Queen St, Toronto	Condo		2	2	\$550K	\$540K
7 October, 2015	10, 75 Markham St, Toronto	Condo	3	2	3	\$519K	\$519K
	76 Givins St, Toronto	Townhouse	5	2	112	\$999K	\$800K
12 October, 2015	305, 1171 Queen St, Toronto	Condo	2	1	8	\$350K	\$361K
14 October, 2015	126 Beatrice St, Toronto	Semi-Detached	5	3	10	\$899K	\$1,182K
15 October, 2015	445 Shaw St, Toronto	Semi-Detached	3	2		\$978K	\$960K
20 October, 2015	38 Markham St, Toronto	Semi-Detached	4	2	6	\$858K	\$1,000K
25 October, 2015	6 Manning Ave, Toronto	Semi-Detached	3	2	53	\$800K	\$715K
28 October, 2015	143 Euclid Ave, Toronto	Semi-Detached	6	3	43	\$1,039K	\$1,030K
	505, 1205 Queen St, Toronto	Condo	2	2	62	\$496K	\$487K
3 November, 2015	38 Foxley St, Toronto	Detached	3	1	9	\$950K	\$1,162K

Data

Month, Day, Year of Sold Date	Address1	Property Type	Bedrooms	Washrooms	Days on the Market	List Price	Sold Price
4 November, 2015	30 Mansfield Ave, Toronto	Townhouse	2	2	36	\$629K	\$625K
9 November, 2015	60A Bellwoods Ave, Toronto	Semi-Detached	3	2	28	\$899K	\$895K
	422, 901 Queen St, Toronto	Condo	1	2	6	\$530K	\$557K
10 November, 2015	66 Euclid Ave, Toronto	Townhouse	3	3	29	\$799K	\$786K
12 November, 2015	311 Manning Ave, Toronto	Semi-Detached	3	4	2	\$1,388K	\$1,425K
13 November, 2015	301, 8 Dovercourt Rd, Toronto	Condo	1	2	5	\$550K	\$548K
17 November, 2015	208 Manning Ave, Toronto	Detached	2	2	13	\$599K	\$568K
	309, 955 Queen St, Toronto	Condo		1	8	\$449K	\$447K
18 November, 2015	126 Dovercourt Rd, Toronto	Semi-Detached	4	4	16	\$1,500K	\$1,350K
21 November, 2015	112 Wolseley St, Toronto	Townhouse	3	2	2	\$690K	\$738K
	122 Bellwoods Ave, Toronto	Detached	4	3	37	\$985K	\$1,140K
22 November, 2015	204, 183 Dovercourt Rd, Toronto	Condo	1	1	7	\$379K	\$398K
	B, 110 Palmerston Ave, Toronto	Townhouse	3	3	6	\$999K	\$985K
23 November, 2015	18 Foxley St, Toronto	Detached	3	5	13	\$1,799K	\$1,780K
	41 Lakeview Ave, Toronto	Semi-Detached	4	3	77	\$989K	\$970K
8 December, 2015	1413, 150 Sudbury St, Toronto	Condo	1	1	22	\$324K	\$300K
9 December, 2015	18 Palmerston Ave, Toronto	Semi-Detached	3	3	39	\$858K	\$815K
10 December, 2015	201 Crawford St, Toronto	Detached	5	5	14	\$1,550K	\$1,925K
12 December, 2015	145 Markham St, Toronto	Townhouse	4	2	38	\$935K	\$915K
15 December, 2015	1106, 8 Dovercourt Rd, Toronto	Condo	1	2	44	\$749K	\$729K
23 December, 2015	221 Crawford St, Toronto	Semi-Detached	3	2	11	\$825K	\$1,135K
	223 Crawford St, Toronto	Semi-Detached	4	2	11	\$875K	\$1,065K
28 December, 2015	205 Crawford St, Toronto	Semi-Detached		2	12	\$975K	\$1,506K
29 December, 2015	36 Shannon St, Toronto	Semi-Detached	3	2	50	\$1,000K	\$986K
	103 Palmerston Ave, Toronto	Semi-Detached	3	2	43	\$800K	\$760K
10 January, 2016	12 Givins St, Toronto	Townhouse	3	2	78	\$799K	\$782K
11 January, 2016	414, 993 Queen St, Toronto	Condo	2	1	1	\$998K	\$1,195K
19 January, 2016	183 Dovercourt Rd, Toronto	Condo	1	2	34	\$749K	\$740K

Data

Month, Day, Year of Sold Date	Address1	Property Type	Bedrooms	Washrooms	Days on the Market	List Price	Sold Price
21 January, 2016	219 Manning Ave	Townhouse	3	3	77	\$1,095K	\$1,090K
23 January, 2016	604, 12 Sudbury St	Townhouse	2	1	3	\$490K	\$505K
26 January, 2016	22 Crocker Ave	Semi-Detached	1	1	6	\$699K	\$812K
28 January, 2016	208A Markham St	Semi-Detached	3	5	17	\$1,599K	\$1,580K
2 February, 2016	154 Gore Vale Ave	Semi-Detached	5	2	7	\$999K	\$1,359K
3 February, 2016	12 Grace St	Townhouse	3	2	6	\$790K	\$795K
	209 Claremont St	Townhouse	3	3	20	\$1,225K	\$1,170K
5 February, 2016	Ph2, 41 Ossington Ave	Condo	2	2	65	\$930K	\$877K
	Th 17, 850 Richmond St W	Townhouse	3	4	72	\$1,349K	\$1,300K
6 February, 2016	43 Fennings St	Semi-Detached	5	4	86	\$1,139K	\$1,085K
7 February, 2016	502, 150 Sudbury St	Condo	2	2	5	\$440K	\$438K
8 February, 2016	115 Gore Vale Ave	Semi-Detached	4	3	4	\$1,299K	\$1,450K
9 February, 2016	112 Montrose Ave	Detached	3	3	7	\$1,095K	\$1,360K
	175 Markham St	Semi-Detached	3	2	6	\$1,100K	\$1,040K
10 February, 2016	397 Crawford St	Semi-Detached	3	3	8	\$1,050K	\$1,183K
12 February, 2016	379 Ossington Ave	Detached	5	5	18	\$1,019K	\$1,058K
17 February, 2016	706, 1205 Queen St W	Condo	2	2	42	\$580K	\$570K
22 February, 2016	68 Montrose Ave	Semi-Detached	4	4	7	\$1,189K	\$1,344K
23 February, 2016	22 Mansfield Ave	Townhouse	3	2	0	\$799K	\$885K
24 February, 2016	150 Gore Vale Ave	Semi-Detached	4	2	7	\$1,299K	\$1,410K
	202 Bellwoods Ave	Townhouse	4	2	16	\$958K	\$935K
25 February, 2016	D, 1 Givins St	Townhouse	2	3	3	\$1,230K	\$1,222K
29 February, 2016	849 Richmond St W	Townhouse	2	3	26	\$1,275K	\$1,255K
2 March, 2016	2 Pridham Pl	Semi-Detached	2	1	7	\$539K	\$553K
	35 Wolseley St	Townhouse	3	2	8	\$989K	\$950K
8 March, 2016	207, 11 Soho St	Condo	1	1	43	\$449K	\$435K
	410, 993 Queen St W	Condo	2	1	34	\$960K	\$952K
10 March, 2016	7 Brookfield St	Semi-Detached	3	2	7	\$779K	\$860K

Data

Month, Day, Year of Sold Date	Address1	Property Type	Bedrooms	Washrooms	Days on the Market	List Price	Sold Price
11 March, 2016	704, 533 Richmond St W	Condo	1	1	8	\$419K	\$419K
14 March, 2016	959 Dundas St W	Semi-Detached	3	2	20	\$895K	\$1,225K
18 March, 2016	32 Rolyat St	Townhouse	3	2	2	\$998K	\$979K
20 March, 2016	213, 1093 Queen St W	Condo	1	1	52	\$382K	\$382K
21 March, 2016	151 Bellwoods Ave	Semi-Detached	3	2	7	\$899K	\$1,060K
22 March, 2016	108 Shaw St	Semi-Detached	3	2	1	\$690K	\$725K
23 March, 2016	79 Markham St	Detached	3	4	3	\$1,258K	\$1,190K
	187 Strachan Ave	Townhouse	4	3	14	\$850K	\$1,020K
24 March, 2016	9 Grove Ave	Semi-Detached	4	2	41	\$869K	\$855K
28 March, 2016	203, 993 Queen St W	Condo	1	1	43	\$975K	\$945K
29 March, 2016	902, 23 Brant St	Condo	1	1	15	\$499K	\$500K
1 April, 2016	54 Stewart St	Semi-Detached	5	3	13	\$1,399K	\$1,350K
	56 Stewart St	Semi-Detached	5	3	13	\$1,399K	\$1,350K
	262 Markham St	Semi-Detached	3	2	29	\$1,049K	\$930K
	706, 533 Richmond St W	Condo	2	2	15	\$550K	\$535K
3 April, 2016	637 Euclid Ave	Detached	6	3	13	\$1,599K	\$1,525K
5 April, 2016	29 Gore Vale Ave	Semi-Detached	2	2	7	\$1,250K	\$1,350K
6 April, 2016	80 Montrose Ave	Townhouse	3	2	8	\$1,089K	\$1,150K
7 April, 2016	806, 1171 Queen St W	Condo	1	1	10	\$420K	\$415K
11 April, 2016	15 Rolyat St	Townhouse	3	2	14	\$889K	\$852K
	212 Shaw St	Townhouse	4	3	5	\$998K	\$1,175K
12 April, 2016	876 Queen St W	Other	3	2	7	\$1,999K	\$2,050K
	949 Dundas St W	Detached	6	1	8	\$1,050K	\$1,528K
13 April, 2016	604, 1205 Queen St W	Condo	2	2	1	\$479K	\$502K
14 April, 2016	234 Bathurst St	Semi-Detached	4	2	29	\$850K	\$800K
15 April, 2016	34 Givins St	Semi-Detached	3	3	46	\$1,200K	\$1,147K
	223 Shaw St	Townhouse	2	1	3	\$849K	\$1,000K
16 April, 2016	97 Palmerston Ave	Semi-Detached	3	2	18	\$825K	\$825K

Data

Month, Day, Year of Sold Date	Address1	Property Type	Bedrooms	Washrooms	Days on the Market	List Price	Sold Price
18 April, 2016	411, 901 Queen St W	Condo	1	1	6	\$500K	\$585K
	504, 1205 Queen St W	Condo	2	2	0	\$535K	\$530K
19 April, 2016	65 Gore Vale Ave	Semi-Detached	3	2	7	\$979K	\$1,100K
	220 Palmerston Ave	Semi-Detached	5	3	36	\$1,300K	\$1,180K
	400 Crawford St	Semi-Detached	3	2	5	\$900K	\$920K
20 April, 2016	201, 41 Ossington Ave	Condo	1	1	16	\$430K	\$432K
22 April, 2016	106, 34 Claremont St	Condo	1	1	39	\$649K	\$649K
	166 Markham St	Detached	5	2	10	\$1,398K	\$1,325K
	654 Queen St W	Detached	3	4	175	\$2,680K	\$2,300K
25 April, 2016	437, 43 Hanna Ave	Condo	1	2	7	\$800K	\$800K
27 April, 2016	115, 993 Queen St W	Condo	1	1	0	\$700K	\$736K
	207, 34 Claremont St	Condo	1	1	17	\$659K	\$650K
28 April, 2016	382 Crawford St	Detached	3	4	30	\$1,675K	\$1,596K
29 April, 2016	949 Queen St W	Townhouse	3	4	4	\$1,150K	\$1,250K
1 May, 2016	42 Robinson St	Townhouse	2	4	3	\$1,199K	\$1,325K
2 May, 2016	243 Claremont St	Townhouse	3	3	7	\$1,429K	\$1,380K
3 May, 2016	56 Foxley St	Townhouse	3	2	220	\$759K	\$760K
	152 Strachan Ave	Detached	3	4	7	\$1,399K	\$1,606K
4 May, 2016	21B Grove Ave	Semi-Detached	4	4	7	\$1,749K	\$1,931K
	104, 993 Queen St W	Condo	2	1	21	\$1,099K	\$1,090K
5 May, 2016	22 Robinson St	Semi-Detached	5	5	6	\$1,199K	\$1,100K
	1066 Dundas St W	Semi-Detached	2	2	9	\$998K	\$1,252K
10 May, 2016	159 Wolseley St	Townhouse	3	1	7	\$699K	\$905K
	262 Palmerston Ave	Semi-Detached	4	2	6	\$850K	\$1,045K
	422, 993 Queen St W	Condo	1	1	6	\$699K	\$820K
11 May, 2016	419, 955 Queen St W	Condo	2	2	2	\$799K	\$885K
12 May, 2016	12 Claremont St	Detached	3	2	15	\$900K	\$962K
16 May, 2016	9 Givins St	Semi-Detached	3	2	24	\$685K	\$645K

Data

Month, Day, Year of Sold Date	Address1	Property Type	Bedrooms	Washrooms	Days on the Market	List Price	Sold Price
18 May, 2016	134 Markham St	Townhouse	5	4	71	\$840K	\$830K
	143 Wolseley St	Townhouse	3	2	7	\$699K	\$801K
19 May, 2016	398 Crawford St	Semi-Detached	3	2	14	\$900K	\$900K
20 May, 2016	155 Gore Vale Ave	Semi-Detached	3	2	9	\$999K	\$980K
25 May, 2016	30 Argyle St	Townhouse	4	3	17	\$999K	\$1,025K
	172 Euclid Ave	Townhouse	3	3	6	\$789K	\$910K
	216, 901 Queen St W	Condo	1	1	7	\$500K	\$602K
26 May, 2016	12 Robinson St	Townhouse	4	3	2	\$1,100K	\$1,300K
27 May, 2016	121 Markham St	Townhouse	4	3	30	\$999K	\$980K
31 May, 2016	56 Euclid Ave	Semi-Detached	3	2	7	\$1,095K	\$1,200K
	553 Euclid Ave	Other	6	3	6	\$1,348K	\$1,519K
6 June, 2016	59 Beatrice St	Townhouse	4	2	6	\$879K	\$1,247K
	303, 533 Richmond St W	Condo	1	1	4	\$499K	\$495K
7 June, 2016	128 Bellwoods Ave	Semi-Detached	4	2	7	\$999K	\$1,157K
8 June, 2016	420 Ossington Ave	Detached	3	3	15	\$699K	\$811K
9 June, 2016	222 Markham St	Semi-Detached	4	3	19	\$999K	\$1,015K
10 June, 2016	7 Beatrice St	Semi-Detached	4	2	2	\$789K	\$820K
	51 Robinson St	Semi-Detached	3	2	8	\$938K	\$1,128K
	115 Palmerston Ave	Townhouse	3	1	14	\$959K	\$940K
14 June, 2016	206, 34 Claremont St	Townhouse	2	2	7	\$779K	\$850K
	324 Ossington Ave	Semi-Detached	5	4	8	\$799K	\$970K
16 June, 2016	206, 183 Dovercourt Rd	Condo	2	2	6	\$699K	\$795K
19 June, 2016	209 Bellwoods Ave	Semi-Detached	3	2	4	\$800K	\$790K
	303, 1205 Queen St W	Condo	1	2	48	\$390K	\$385K
21 June, 2016	18 Brookfield St	Townhouse	5	2	5	\$770K	\$999K
	197 Palmerston Ave	Detached	4	3	6	\$1,089K	\$1,058K
	507, 1239 Dundas St W	Condo	1	1	24	\$429K	\$415K
22 June, 2016	139 Euclid Ave	Townhouse	3	2	7	\$900K	\$1,090K

Data

Month, Day, Year of Sold Date	Address1	Property Type	Bedrooms	Washrooms	Days on the Market	List Price	Sold Price
22 June, 2016	145 Wolseley St	Townhouse	2	2	23	\$899K	\$865K
24 June, 2016	77 Foxley St	Townhouse	4	2	3	\$700K	\$780K
29 June, 2016	87 Markham St	Townhouse	3	1	9	\$699K	\$800K
30 June, 2016	299 Manning Ave	Semi-Detached	2	2	14	\$900K	\$900K
	301-303 Manning Ave	Semi-Detached	8	4	14	\$2,300K	\$2,300K
4 July, 2016	Ph 806, 301 Markham St	Condo	1	2	27	\$649K	\$645K
7 July, 2016	204, 301 Markham St	Condo	2	2	28	\$699K	\$677K
	625 Ossington Ave	Detached	5	3	0	\$900K	\$900K
12 July, 2016	60 Argyle St	Townhouse	3	3	60	\$1,099K	\$1,060K
15 July, 2016	47A Markham St	Detached	3	2	25	\$1,600K	\$1,550K
	133 Bellwoods Ave	Semi-Detached	4	3	3	\$999K	\$1,198K
21 July, 2016	235 Shaw St	Semi-Detached	3	3	1	\$1,499K	\$1,668K
25 July, 2016	13 Humbert St	Semi-Detached	3	3	5	\$850K	\$950K
26 July, 2016	408, 1093 Queen St W	Condo	1	1	68	\$388K	\$388K
	906 Dundas St W	Other	3	3	27	\$1,250K	\$1,200K
29 July, 2016	89 Ossington Ave	Semi-Detached	3	2	36	\$1,589K	\$1,500K
31 July, 2016	304, 45 Dovercourt Rd	Townhouse	2	2	144	\$870K	\$870K
2 August, 2016	6 Grove Ave	Semi-Detached	3	3	9	\$919K	\$925K
5 August, 2016	10 Foxley St	Semi-Detached	5	3	17	\$1,249K	\$1,204K
8 August, 2016	413, 183 Dovercourt Rd	Condo	2	2	4	\$700K	\$846K
9 August, 2016	7 Harrison St	Detached	2	3	6	\$1,098K	\$1,191K
18 August, 2016	248 Claremont St	Townhouse	3	2	9	\$849K	\$850K
20 August, 2016	194 Manning Ave	Semi-Detached	1	2	57	\$625K	\$600K
23 August, 2016	232 Crawford St	Semi-Detached	7	4	8	\$1,439K	\$1,612K
29 August, 2016	152 Palmerston Ave	Semi-Detached	4	3	46	\$879K	\$850K
30 August, 2016	222 Shaw St	Townhouse	4	4	7	\$1,499K	\$1,575K
6 September, 2016	609, 901 Queen St W	Condo	1	1	8	\$549K	\$615K
8 September, 2016	17 Mansfield Ave	Townhouse	3	2	34	\$750K	\$788K

Data

Month, Day, Year of Sold Date	Address1	Property Type	Bedrooms	Washrooms	Days on the Market	List Price	Sold Price
9 September, 2016	67A Claremont St	Semi-Detached	3	4	24	\$1,198K	\$1,100K
11 September, 2016	7, 850 Richmond St W	Townhouse	2	2	13	\$900K	\$898K
12 September, 2016	41 Beatrice St	Semi-Detached	5	2	35	\$1,500K	\$1,350K
13 September, 2016	306, 533 Richmond St W	Condo	2	2	5	\$499K	\$540K
14 September, 2016	320 Manning Ave	Townhouse	3	2	8	\$699K	\$850K
16 September, 2016	48 Euclid Ave	Detached	7	3	20	\$1,600K	\$1,530K
17 September, 2016	59 Fennings St	Semi-Detached	4	2	3	\$850K	\$850K
18 September, 2016	Ph04, 183 Dovercourt Rd	Condo	2	2	3	\$950K	\$977K
19 September, 2016	71 Crawford St	Semi-Detached	4	4	12	\$1,869K	\$1,780K
	403 Shaw St	Semi-Detached	5	2	7	\$949K	\$1,326K
20 September, 2016	17 Brookfield St	Semi-Detached	3	4	7	\$1,135K	\$1,270K
	185 Palmerston Ave	Semi-Detached	3	2	5	\$995K	\$1,025K
	1608, 150 Sudbury St	Condo	2	2	26	\$385K	\$382K
21 September, 2016	241 Claremont Ave	Semi-Detached	3	3	9	\$1,395K	\$1,462K
22 September, 2016	502, 205 Manning Ave	Condo	2	2	13	\$1,095K	\$1,090K
23 September, 2016	54 Foxley St	Townhouse	3	1	3	\$779K	\$911K
26 September, 2016	14 Euclid Ave	Townhouse	2	1	7	\$819K	\$1,020K
	217, 993 Queen St W	Condo	1	1	6	\$875K	\$865K
27 September, 2016	13 Mansfield Ave	Townhouse	3	2	41	\$1,000K	\$965K
	703, 1239 Dundas St W	Condo	2	2	5	\$772K	\$801K
28 September, 2016	14 Beatrice St	Semi-Detached	3	4	15	\$1,595K	\$1,475K
	101, 1093 Queen St W	Condo	1	1	6	\$377K	\$377K
30 September, 2016	14 Rolyat St	Townhouse	3	2	74	\$950K	\$900K
3 October, 2016	7, 62 Claremont St	Townhouse	2	2	12	\$898K	\$915K
4 October, 2016	224, 51 Halton St	Townhouse	2	2	6	\$680K	\$727K
5 October, 2016	31 Manning Ave	Townhouse	3	2	7	\$898K	\$1,250K
	270 Euclid Ave	Detached	3	4	8	\$1,895K	\$1,960K
13 October, 2016	712, 150 Sudbury St	Condo	1	1	0	\$319K	\$319K

Data

Month, Day, Year of Sold Date	Address1	Property Type	Bedrooms	Washrooms	Days on the Market	List Price	Sold Price
14 October, 2016	232 Manning Ave	Townhouse	3	3	3	\$1,350K	\$1,420K
15 October, 2016	223 Crawford St	Semi-Detached	4	5	29	\$1,798K	\$1,765K
	2004, 150 Sudbury St	Condo	2	2	13	\$509K	\$535K
16 October, 2016	305 Shaw St	Semi-Detached	3	2	4	\$1,000K	\$1,300K
18 October, 2016	14 Andrews Ave	Townhouse	3	2	5	\$950K	\$930K
	58 Foxley St	Townhouse	3	2	7	\$900K	\$999K
	82 Manning Ave	Townhouse	3	2	6	\$749K	\$888K
	406, 533 Richmond St W	Condo	2	2	7	\$549K	\$540K
	410, 1205 Queen St W	Condo	1	1	77	\$348K	\$335K
	3507, 35 Sudbury St	Townhouse	2	1	6	\$500K	\$500K
20 October, 2016	242 Palmerston Ave	Semi-Detached	5	5	6	\$1,499K	\$1,665K
	617, 901 Queen St W	Condo	1	1	0	\$539K	\$610K
21 October, 2016	82 Markham St	Semi-Detached	4	2	3	\$1,195K	\$1,325K
	137 Dovercourt Rd	Semi-Detached	5	2	9	\$990K	\$1,060K
25 October, 2016	2 Montrose Ave	Townhouse	3	2	7	\$799K	\$1,050K
26 October, 2016	513, 1093 Queen St W	Condo	1	1	34	\$415K	\$415K
	1052 Dundas St W	Semi-Detached	4	4	8	\$1,299K	\$1,325K
27 October, 2016	270 Lisgar St	Semi-Detached	4	4	8	\$1,099K	\$1,453K
28 October, 2016	136 Dovercourt Rd	Detached	4	3	10	\$1,189K	\$1,621K
	840 Richmond St W	Detached	3	4	2	\$2,650K	\$2,456K
31 October, 2016	#301, 205 Manning Ave	Condo	1	1	38	\$450K	\$445K
1 November, 2016	28 Fennings St	Townhouse	3	2	8	\$860K	\$970K
3 November, 2016	10, 850 Richmond St W	Townhouse	2	3	23	\$890K	\$886K
8 November, 2016	2 Plymouth Ave	Semi-Detached	2	2	8	\$795K	\$1,001K
	122 Harrison St	Townhouse	2	1	7	\$889K	\$1,050K
	355 Dovercourt Rd	Semi-Detached	4	3	8	\$1,198K	\$1,392K
9 November, 2016	7 Churchill Ave	Semi-Detached	2	3	6	\$899K	\$930K
14 November, 2016	310, 1205 Queen St W	Condo	1	1	42	\$379K	\$374K

Data

Month, Day, Year of Sold Date	Address1	Property Type	Bedrooms	Washrooms	Days on the Market	List Price	Sold Price
14 November, 2016	351 Euclid Ave	Semi-Detached	4	4	7	\$1,500K	\$1,800K
20 November, 2016	207, 109 Ossington Ave	Condo	1	1	34	\$390K	\$390K
22 November, 2016	226 Claremont St	Semi-Detached	5	3	12	\$1,100K	\$1,093K
	249 Bathurst St	Townhouse	4	2	14	\$1,399K	\$1,520K
24 November, 2016	89 Robinson St	Semi-Detached	3	1	9	\$799K	\$872K
	701, 1205 Queen St W	Condo	1	1	9	\$415K	\$415K
	967 Dundas St W	Other	4	3	45	\$1,488K	\$1,380K
29 November, 2016	49 Beatrice St E	Semi-Detached	5	2	8	\$1,198K	\$1,410K
5 December, 2016	12 Treford Pl	Semi-Detached	3	2	34	\$799K	\$760K
7 December, 2016	# 118, 51 Halton St	Townhouse	3	3	37	\$819K	\$805K
8 December, 2016	204, 55 Halton St	Townhouse	2	2	15	\$695K	\$739K
13 December, 2016	10 Palmerston Ave	Townhouse	3	4	3	\$1,538K	\$1,437K
14 December, 2016	66 Euclid Ave	Townhouse	3	3	8	\$799K	\$879K
19 December, 2016	5 Euclid Pl	Townhouse	3	2	37	\$819K	\$805K
20 December, 2016	71 Euclid Ave	Semi-Detached	3	2	7	\$799K	\$843K
17 January, 2017	89 Foxley St	Semi-Detached	2	2	7	\$843K	\$1,151K
	152 Gore Vale Ave	Semi-Detached	5	2	7	\$1,589K	\$1,740K
	296 Markham St	Semi-Detached	4	2	8	\$860K	\$1,068K
21 January, 2017	118 Givins St	Detached	4	5	5	\$3,199K	\$3,050K
24 January, 2017	406, 901 Queen St W	Condo	1	1	5	\$519K	\$605K
30 January, 2017	119 Shaw St	Townhouse	3	2	7	\$900K	\$1,085K
9 February, 2017	12 Brookfield St	Townhouse	3	2	8	\$899K	\$1,305K
	288 Markham St	Semi-Detached	3	2	9	\$870K	\$1,170K
13 February, 2017	1004, 8 Dovercourt Rd	Condo	1	1	4	\$390K	\$457K
15 February, 2017	233 Claremont St	Townhouse	3	3	19	\$1,379K	\$1,395K
17 February, 2017	209 Dovercourt Rd	Semi-Detached	3	2	19	\$943K	\$895K
19 February, 2017	30 Palmerston Ave	Other	6	3	5	\$1,698K	\$1,700K
21 February, 2017	209, 1093 Queen St W	Condo	1	1	6	\$393K	\$393K

Data

Month, Day, Year of Sold Date	Address1	Property Type	Bedrooms	Washrooms	Days on the Market	List Price	Sold Price
21 February, 2017	210, 1093 Queen St W	Condo	1	1	6	\$393K	\$393K
	212, 1093 Queen St W	Condo	1	1	6	\$393K	\$393K
23 February, 2017	202 Bellwoods Ave	Townhouse	3	3	10	\$1,239K	\$1,340K
27 February, 2017	423 Ossington Ave	Townhouse	3	2	6	\$900K	\$989K
28 February, 2017	39 Fennings St	Townhouse	5	2	7	\$930K	\$1,155K
2 March, 2017	19 Palmerston Ave	Semi-Detached	3	2	2	\$989K	\$1,285K
3 March, 2017	1, 850 Richmond St W	Townhouse	2	2	123	\$1,139K	\$1,125K
4 March, 2017	183 Dovercourt Rd	Condo	1	1	1	\$450K	\$725K
7 March, 2017	1005, 8 Dovercourt Rd	Condo	1	1	4	\$420K	\$503K
8 March, 2017	222 Shaw St	Townhouse	4	4	8	\$1,700K	\$1,654K
10 March, 2017	18 Shannon St	Semi-Detached	6	3	9	\$1,800K	\$2,100K
14 March, 2017	115 Palmerston Ave	Townhouse	3	1	6	\$979K	\$1,042K
	321 Manning Ave	Detached	3	3	4	\$1,499K	\$1,838K
18 March, 2017	41 Grove Ave	Townhouse	4	3	11	\$899K	\$1,118K
19 March, 2017	166 Dovercourt Rd	Other	6	5	5	\$2,399K	\$2,394K
20 March, 2017	3 Gore St	Semi-Detached	4	2	6	\$849K	\$1,235K
	254 Shaw St	Detached	4	3	3	\$1,700K	\$1,731K
25 March, 2017	115 Robinson St	Semi-Detached	4	4	5	\$1,598K	\$1,590K
27 March, 2017	51 Dovercourt Rd	Semi-Detached	3	2	7	\$1,100K	\$1,260K
	620, 901 Queen St W	Condo	1	1	6	\$568K	\$635K
28 March, 2017	6, 62 Claremont St	Townhouse	3	2	4	\$1,389K	\$1,325K
31 March, 2017	1707, 150 Sudbury St	Condo	1	1	1	\$430K	\$430K
1 April, 2017	54 Givins St	Semi-Detached	3	2	3	\$1,498K	\$1,455K
2 April, 2017	105, 993 Queen St W	Condo	2	1	3	\$1,149K	\$1,249K
5 April, 2017	1100 Dundas St W	Semi-Detached	4	2	7	\$1,499K	\$1,525K
6 April, 2017	400 Ossington Ave	Semi-Detached	3	2	2	\$879K	\$1,100K
10 April, 2017	108 Montrose Ave S	Semi-Detached	3	2	7	\$900K	\$1,000K
11 April, 2017	181 Palmerston Ave	Semi-Detached	5	3	6	\$1,089K	\$1,358K

Data

Month, Day, Year of Sold Date	Address1	Property Type	Bedrooms	Washrooms	Days on the Market	List Price	Sold Price
11 April, 2017	1257 Dundas St W	Townhouse	3	1	8	\$800K	\$1,061K
22 April, 2017	930 Dundas St W	Townhouse	3	2	10	\$1,500K	\$1,700K
23 April, 2017	46 Euclid Ave	Detached	4	3	3	\$1,890K	\$2,250K
24 April, 2017	25B Givins St	Townhouse	2	3	6	\$1,499K	\$1,625K
	127, 51 Halton St	Townhouse	3	3	7	\$780K	\$828K
	318 Bathurst St	Other	5	3	7	\$1,300K	\$1,420K
25 April, 2017	134 Harrison St	Semi-Detached	4	4	7	\$1,275K	\$1,575K
28 April, 2017	6 Givins St	Semi-Detached	3	2	10	\$800K	\$766K
2 May, 2017	147 Montrose Ave	Semi-Detached	3	3	8	\$999K	\$1,200K
5 May, 2017	51 Claremont St	Detached	3	2	10	\$1,299K	\$1,130K
10 May, 2017	14, 75 Markham St	Condo	3	2	7	\$999K	\$1,450K
	156 Gore Vale Ave	Semi-Detached	4	1	7	\$1,300K	\$1,350K
11 May, 2017	152 Claremont St	Townhouse	5	6	16	\$1,198K	\$1,076K
	615, 38 Joe Shuster Way	Condo	1	1	2	\$339K	\$406K
15 May, 2017	Ph05, 41 Ossington Ave	Condo	2	2	7	\$995K	\$1,230K
16 May, 2017	4, 75 Markham St	Condo	2	3	4	\$979K	\$1,375K
23 May, 2017	Th5, 850 Richmond St W	Townhouse	2	2	7	\$899K	\$1,204K
24 May, 2017	69 Foxley St	Townhouse	2	2	5	\$799K	\$875K
28 May, 2017	37 Lakeview Ave	Detached	3	3	3	\$2,650K	\$2,954K
30 May, 2017	46 Robinson St	Townhouse	3	2	7	\$929K	\$1,180K
1 June, 2017	28A Givins St	Townhouse	3	4	9	\$1,859K	\$1,840K
2 June, 2017	230 Manning Ave	Townhouse	3	3	25	\$1,495K	\$1,475K
	Ph611, 301 Markham St	Condo	2	2	2	\$749K	\$781K
5 June, 2017	44 Manning Ave	Semi-Detached	3	2	3	\$929K	\$929K
	90 Manning Ave	Townhouse	3	2	42	\$978K	\$970K
6 June, 2017	102, 34 Claremont St	Condo	1	1	39	\$565K	\$530K
7 June, 2017	296 Ossington Ave	Semi-Detached	3	2	13	\$750K	\$728K
12 June, 2017	87 Markham St	Townhouse	3	4	5	\$1,389K	\$1,650K

Data

Month, Day, Year of Sold Date	Address1	Property Type	Bedrooms	Washrooms	Days on the Market	List Price	Sold Price
12 June, 2017	220, 51 Halton St	Townhouse	1	2	6	\$499K	\$580K
13 June, 2017	301, 183 Dovercourt Rd	Condo	2	2	7	\$700K	\$700K
	501, 955 Queen St W	Condo	2	2	11	\$1,000K	\$975K
15 June, 2017	219, 8 Dovercourt Rd	Condo	1	1	1	\$400K	\$400K
16 June, 2017	122 Manning Ave	Detached	3	3	16	\$1,139K	\$1,099K
19 June, 2017	213, 1205 Queen St W	Condo	1	1	30	\$409K	\$409K
	704, 1239 Dundas St W	Condo	2	2	24	\$630K	\$625K
20 June, 2017	223 Palmerston Ave	Semi-Detached	4	2	14	\$999K	\$935K
21 June, 2017	48 Euclid Ave	Detached	6	3	20	\$2,098K	\$2,000K
	120 Montrose Ave	Townhouse	3	2	26	\$800K	\$770K
25 June, 2017	58 Brookfield St	Semi-Detached	3	2	13	\$1,080K	\$1,070K
26 June, 2017	1, 257 Euclid Ave	Townhouse	2	2	7	\$1,399K	\$1,465K
27 June, 2017	18 Mansfield Ave	Townhouse	2	2	71	\$980K	\$908K
	226 Shaw St	Semi-Detached	4	4	14	\$1,889K	\$1,650K
28 June, 2017	249 Shaw St	Townhouse	4	2	22	\$1,250K	\$1,200K
29 June, 2017	303, 109 Ossington Ave	Condo	1	1	7	\$460K	\$460K
4 July, 2017	145 Wolseley St	Townhouse	2	2	52	\$1,029K	\$1,030K
7 July, 2017	308, 1205 Queen St W	Condo	2	2	18	\$685K	\$670K
11 July, 2017	306, 533 Richmond St W	Condo	2	2	7	\$599K	\$590K
14 July, 2017	16 Euclid Ave	Semi-Detached	3	2	30	\$1,200K	\$1,160K
20 July, 2017	142 Grace St	Semi-Detached	4	2	89	\$1,200K	\$1,090K
23 July, 2017	121 Massey St	Detached	3	2	52	\$969K	\$920K
26 July, 2017	87 Dovercourt Rd	Semi-Detached	3	4	8	\$1,499K	\$1,575K
2 August, 2017	213 Roxton Rd	Semi-Detached	4	4	27	\$1,595K	\$1,565K
4 August, 2017	60 Churchill Ave	Semi-Detached	4	4	10	\$1,695K	\$1,735K
	103, 55 Halton St	Townhouse	3	3	4	\$795K	\$810K
10 August, 2017	367 Euclid Ave	Semi-Detached	3	3	29	\$1,099K	\$990K
12 August, 2017	13 Grove Ave	Semi-Detached	3	2	18	\$850K	\$850K

Data

Month, Day, Year of Sold Date	Address1	Property Type	Bedrooms	Washrooms	Days on the Market	List Price	Sold Price
14 August, 2017	40 Henderson Ave	Townhouse	2	2	46	\$888K	\$880K
16 August, 2017	63 Argyle St	Townhouse	5	2	32	\$1,400K	\$1,275K
19 August, 2017	201, 55 Halton St	Townhouse	2	2	11	\$750K	\$738K
21 August, 2017	1 Beatrice St	Semi-Detached	4	3	31	\$1,249K	\$1,100K
	315, 955 Queen St W	Condo	2	2	4	\$799K	\$890K
30 August, 2017	69 Euclid Ave	Semi-Detached	3	2	8	\$958K	\$1,150K
6 September, 2017	202 Markham St	Other	3	2	1	\$799K	\$950K
13 September, 2017	28 Robinson St	Townhouse	4	3	6	\$1,298K	\$1,475K
	403, 183 Dovercourt Rd	Condo	1	1	8	\$599K	\$604K
14 September, 2017	57 Foxley St	Townhouse	2	2	8	\$875K	\$875K
17 September, 2017	Ph11, 993 Queen St W	Condo	2	2	3	\$2,750K	\$3,410K
18 September, 2017	274 Crawford St	Detached	4	2	5	\$1,450K	\$1,450K
20 September, 2017	403, 1239 Dundas St W	Condo	1	1	8	\$549K	\$549K
22 September, 2017	209, 55 Halton St	Townhouse	1	2	4	\$570K	\$565K
25 September, 2017	198 Palmerston Ave	Townhouse	3	2	7	\$999K	\$1,280K
28 September, 2017	118 Crawford St	Townhouse	5	4	14	\$1,590K	\$1,700K
29 September, 2017	Ph23, 955 Queen St W	Condo	1	1	15	\$625K	\$625K
1 October, 2017	125, 51 Halton St	Townhouse	3	2	5	\$699K	\$715K
3 October, 2017	165 Lisgar St	Townhouse	3	2	1	\$990K	\$950K
	201, 955 Queen St W	Condo	2	2	21	\$989K	\$950K
4 October, 2017	22 Bellwoods Ave	Semi-Detached	3	3	7	\$1,400K	\$1,465K
9 October, 2017	302 Euclid Ave	Detached	4	2	7	\$1,489K	\$1,520K
12 October, 2017	604, 1239 Dundas St W	Condo	1	1	16	\$549K	\$536K
14 October, 2017	24 Fennings St	Townhouse	3	3	4	\$1,299K	\$1,475K
17 October, 2017	214, 993 Queen St W	Condo	2	2	7	\$1,650K	\$1,650K
	303, 41 Ossington Ave	Condo	1	1	15	\$799K	\$785K
18 October, 2017	132 Shaw St	Townhouse	3	4	40	\$2,098K	\$2,000K
	294 Euclid Ave	Semi-Detached	3	3	8	\$1,399K	\$1,550K

Data

Month, Day, Year of Sold Date	Address1	Property Type	Bedrooms	Washrooms	Days on the Market	List Price	Sold Price
19 October, 2017	207, 901 Queen St W	Condo	1	1	1	\$650K	\$650K
22 October, 2017	338 Crawford St	Townhouse	3	2	4	\$1,349K	\$1,515K
23 October, 2017	92 Manning Ave	Townhouse	3	2	7	\$990K	\$989K
	A, 170 Markham St	Townhouse	3	3	5	\$1,580K	\$1,610K
24 October, 2017	144 Grace St	Semi-Detached	4	4	1	\$1,150K	\$1,138K
	604, 205 Manning Ave	Condo	1	1	5	\$473K	\$473K
26 October, 2017	975 Dundas St W	Semi-Detached	6	3	120	\$1,789K	\$1,500K
30 October, 2017	9 Clinton St	Townhouse	3	2	6	\$599K	\$882K
4 November, 2017	3, 62 Claremont St	Townhouse	2	4	4	\$1,879K	\$1,930K
	12 Euclid Ave	Townhouse	4	3	4	\$1,249K	\$1,249K
5 November, 2017	425, 955 Queen St W	Condo	2	2	6	\$950K	\$1,005K
6 November, 2017	22 Montrose Ave	Townhouse	3	3	12	\$1,649K	\$1,585K
	417, 183 Dovercourt Rd	Condo	1	1	5	\$549K	\$570K
7 November, 2017	82 Palmerston Ave	Detached	4	3	6	\$1,100K	\$1,380K
	342 Ossington Ave	Semi-Detached	4	4	11	\$1,279K	\$1,260K
8 November, 2017	56 Massey St	Townhouse	3	2	9	\$925K	\$1,100K
9 November, 2017	227 Claremont St	Semi-Detached	4	4	2	\$1,938K	\$2,055K
11 November, 2017	10 Sully Cres	Detached	4	2	3	\$1,549K	\$1,720K
	213, 55 Halton St	Townhouse	2	2	3	\$739K	\$750K
13 November, 2017	190 Bellwoods Ave	Semi-Detached	4	2	62	\$1,280K	\$1,225K
	221 Claremont St	Townhouse	3	3	6	\$1,400K	\$1,425K
14 November, 2017	205, 205 Manning Ave	Condo	1	1	1	\$470K	\$475K
	213, 183 Dovercourt Rd	Condo	2	2	43	\$939K	\$895K
20 November, 2017	35 Beatrice St	Semi-Detached	5	3	28	\$1,599K	\$1,535K
	215 Crawford St	Semi-Detached	3	2	13	\$1,250K	\$1,428K
	262 Palmerston Ave	Semi-Detached	3	5	6	\$1,499K	\$1,810K
21 November, 2017	85 Massey St	Townhouse	3	2	7	\$939K	\$1,075K
23 November, 2017	180 Manning Ave	Townhouse	2	2	27	\$900K	\$840K

Data

Month, Day, Year of Sold Date	Address1	Property Type	Bedrooms	Washrooms	Days on the Market	List Price	Sold Price
24 November, 2017	127 Beatrice St	Semi-Detached	4	3	16	\$1,525K	\$1,450K
25 November, 2017	415, 901 Queen St W	Condo	1	1	3	\$599K	\$730K
27 November, 2017	41 Grove Ave	Townhouse	4	3	4	\$899K	\$1,078K
28 November, 2017	206, 205 Manning Ave	Condo	1	1	4	\$485K	\$490K
29 November, 2017	96 Stafford St	Detached	3	3	32	\$1,490K	\$1,380K
30 November, 2017	221 Bellwoods Ave	Semi-Detached	3	2	2	\$1,199K	\$1,360K
4 December, 2017	154 Claremont St	Detached	2	1	14	\$1,179K	\$1,072K
6 December, 2017	306 Manning Ave	Semi-Detached	5	2	2	\$999K	\$1,200K
	501, 205 Manning Ave	Condo	1	1	40	\$680K	\$660K
9 December, 2017	27 Robinson St	Semi-Detached	3	2	49	\$1,299K	\$1,180K
11 December, 2017	13 Foxley St	Townhouse	2	3	7	\$1,269K	\$1,350K
12 December, 2017	159 Claremont St	Detached	3	5	83	\$1,799K	\$1,740K
18 December, 2017	111, 55 Halton St	Townhouse	2	3	7	\$779K	\$788K
	220 Shaw St	Townhouse	3	3	7	\$1,199K	\$1,618K
30 December, 2017	104, 205 Manning Ave	Condo	3	3	24	\$1,050K	\$1,025K
4 January, 2018	151A Euclid Ave	Semi-Detached	2	1	1	\$525K	\$500K
12 January, 2018	156 Montrose Ave	Semi-Detached	2	3	37	\$898K	\$890K
21 January, 2018	723, 1169 Queen St W	Condo	2	2	3	\$839K	\$839K
13 February, 2018	324 Manning Ave	Townhouse	2	1	8	\$825K	\$828K
16 February, 2018	Ph16, 308 Palmerston Ave	Condo	3	2	2	\$1,230K	\$1,550K
21 February, 2018	382 Crawford St	Detached	3	4	9	\$2,000K	\$2,050K
22 February, 2018	38 Foxley St	Detached	4	4	3	\$2,695K	\$2,855K
	311, 183 Dovercourt Rd	Condo	2	2	1	\$989K	\$989K
	351 Crawford St	Semi-Detached	3	3	3	\$1,799K	\$1,900K
23 February, 2018	22 Givins St	Townhouse	3	1	127	\$1,199K	\$1,100K
26 February, 2018	103, 34 Claremont St	Condo	1	1	6	\$598K	\$610K
28 February, 2018	90 Markham St	Townhouse	3	4	8	\$2,195K	\$2,195K
5 March, 2018	19 Andrews Ave	Townhouse	3	3	6	\$998K	\$1,275K

Data

Month, Day, Year of Sold Date	Address1	Property Type	Bedrooms	Washrooms	Days on the Market	List Price	Sold Price
5 March, 2018	42 Brookfield St	Townhouse	4	2	12	\$1,188K	\$1,140K
7 March, 2018	609, 109 Ossington Ave	Condo	2	2	6	\$1,248K	\$1,285K
8 March, 2018	63 Claremont St	Detached	3	2	28	\$1,179K	\$1,095K
	98 Manning Ave	Townhouse	3	2	7	\$750K	\$812K
	Ph5, 308 Palmerston Ave	Condo	2	3	2	\$1,085K	\$1,250K
9 March, 2018	221 Palmerston Ave	Semi-Detached	5	3	7	\$1,199K	\$1,199K
12 March, 2018	11 Brookfield St	Townhouse	3	2	6	\$999K	\$1,225K
	15 Rebecca St	Townhouse	2	1	25	\$749K	\$675K
	174 Roxton Rd	Detached	3	3	5	\$1,399K	\$1,502K
14 March, 2018	310, 205 Manning Ave	Condo	2	2	11	\$970K	\$900K
19 March, 2018	66 Manning Ave	Detached	3	2	0	\$999K	\$1,150K
21 March, 2018	207, 183 Dovercourt Rd	Condo	1	1	2	\$579K	\$650K
	506, 205 Manning Ave	Condo	1	1	3	\$680K	\$690K
22 March, 2018	5 Gore St	Semi-Detached	5	3	16	\$1,289K	\$1,250K
23 March, 2018	10 Grace St	Townhouse	2	2	4	\$999K	\$1,250K
	312, 109 Ossington Ave	Condo	2	2	0	\$900K	\$950K
27 March, 2018	308, 1239 Dundas St W	Condo	1	1	5	\$400K	\$488K
28 March, 2018	514, 183 Dovercourt Rd	Condo	2	1	7	\$699K	\$906K