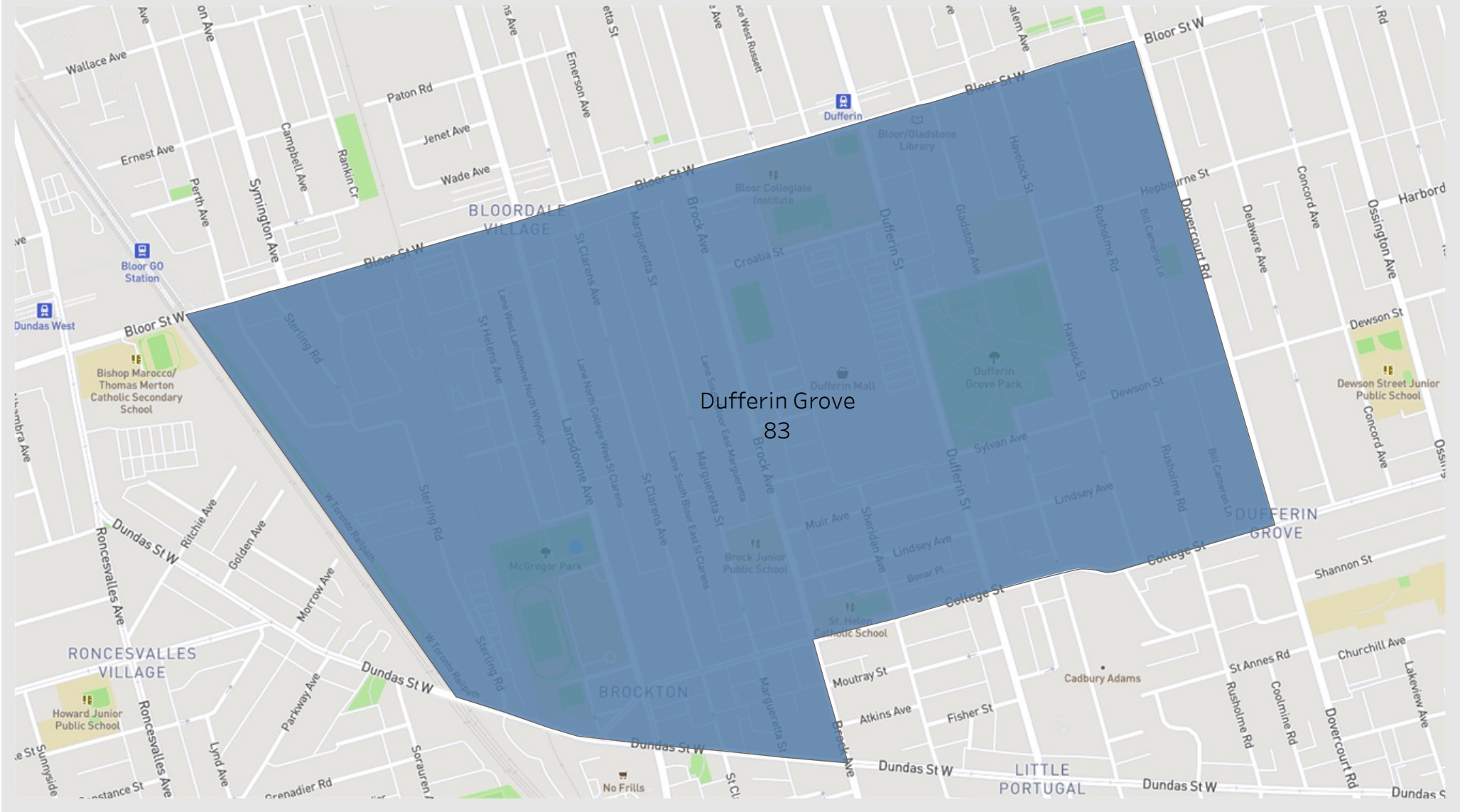
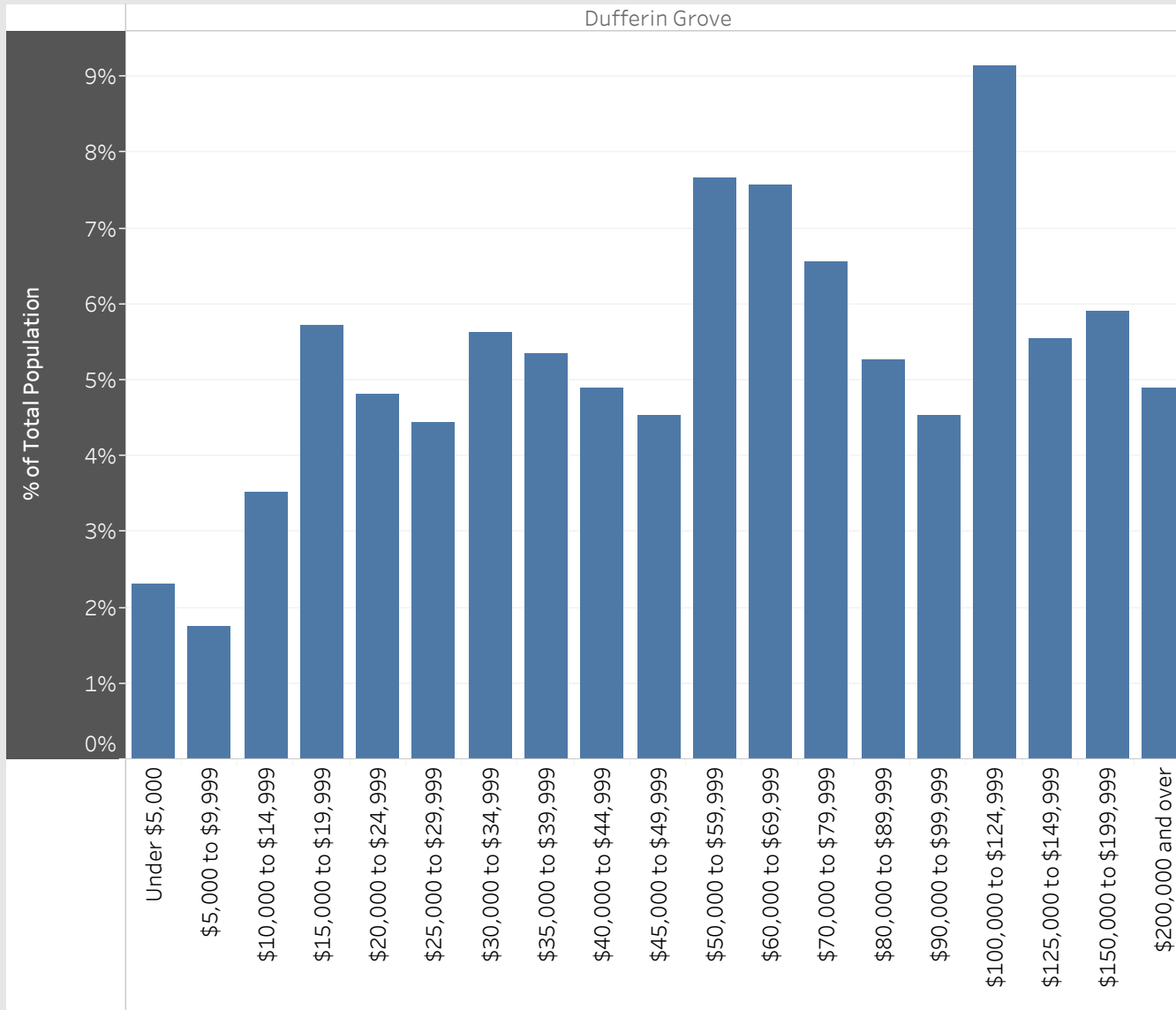


# Dufferin Grove Neighbourhood Breakdown July 1st, 2015 - March 31st, 2018

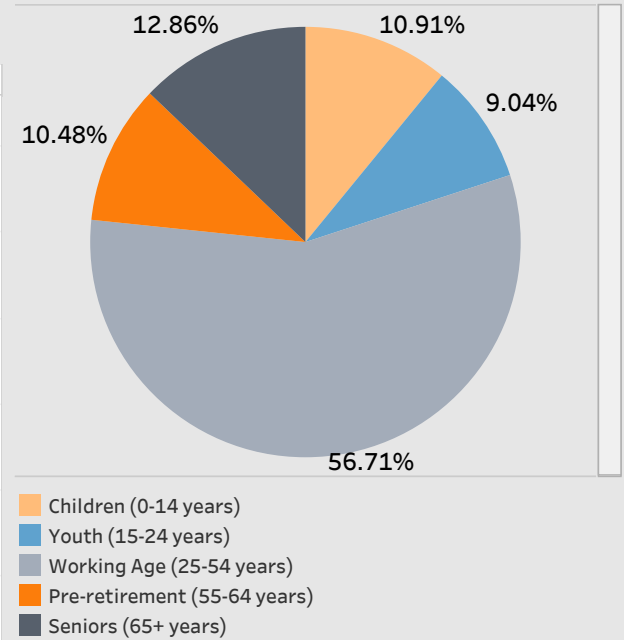


# 2016 StatsCan Data

## Household Income in Dufferin Grove



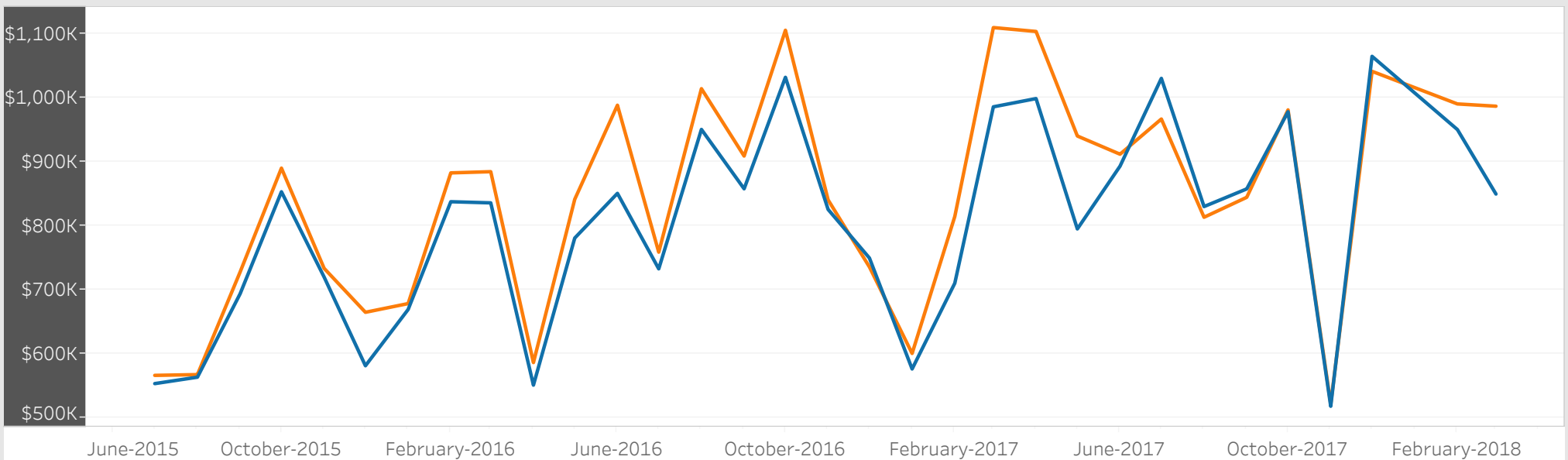
### Age



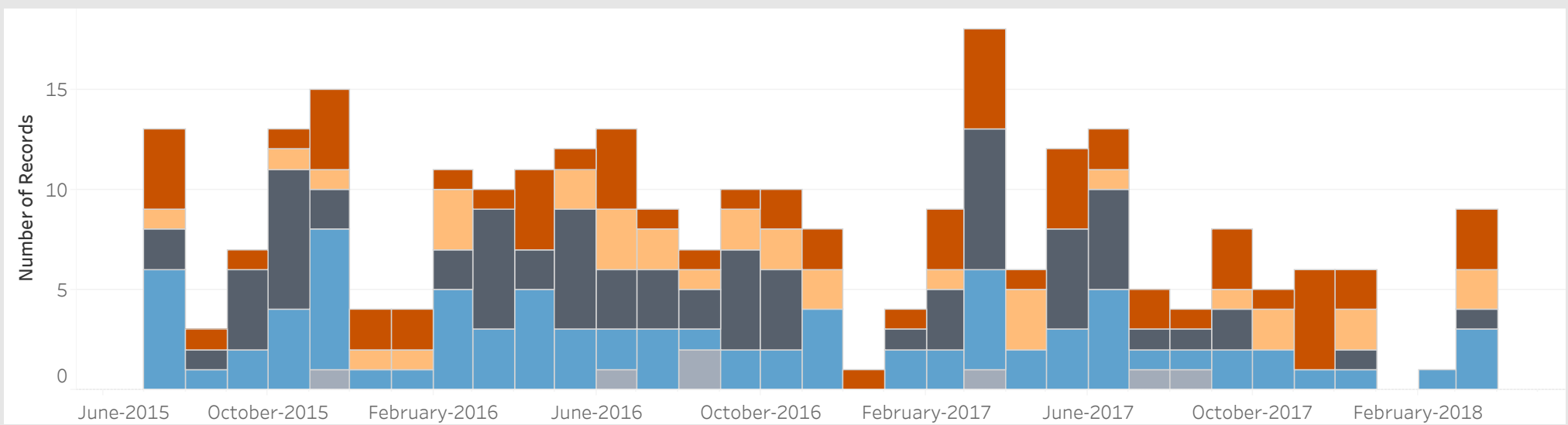
### Visible Minorities

Not a visible minority	69.00%
Chinese	7.22%
South Asian	5.68%
Black	5.08%
Latin American	4.18%
Southeast Asian	2.01%
Filipino	1.45%
Multiple visible minorities	1.41%
Visible minority; n.i.e.	1.28%
Korean	1.02%
Arab	0.77%
Japanese	0.51%
West Asian	0.38%

### Average Sold Price vs. Average Ask Price in Dufferin Grove



### Properties Sold in Dufferin Grove by Month



## Data

Month, Day, Year of Sold Date	Address1	Property Type	Bedrooms	Washrooms	Days on the Market	List Price	Sold Price
1 July, 2015	141 St Helen's Ave, Toronto	Semi-Detached	4	2	14	\$800K	\$706K
	1306, 1369 Bloor St, Toronto	Condo	1	1	29	\$339K	\$334K
5 July, 2015	118, 11 Ruttan St, Toronto	Townhouse	2	2	7	\$440K	\$460K
	144 Lindsey Ave, Toronto	Townhouse	3	2	12	\$749K	\$759K
8 July, 2015	2710, 81 Navy Wharf Crt, Toronto	Condo	1	2	41	\$469K	\$460K
9 July, 2015	424 Brock Ave, Toronto	Semi-Detached	3	2	2	\$679K	\$828K
10 July, 2015	238, 21 Ruttan St, Toronto	Townhouse	3	2	3	\$565K	\$595K
14 July, 2015	104, 262 St Helen's Ave, Toronto	Townhouse	3	2	8	\$425K	\$491K
16 July, 2015	206, 284 St Helens Ave, Toronto	Condo	1	1	2	\$350K	\$400K
17 July, 2015	113, 284 St Helen's Ave, Toronto	Condo	1	1	1	\$359K	\$370K
18 July, 2015	208, 50 Merchant Lane, Toronto	Townhouse	2	2	12	\$500K	\$529K
19 July, 2015	574 Dovercourt Rd, Toronto	Detached	4	5	10	\$1,099K	\$1,030K
29 July, 2015	104, 50 Merchant Lane, Toronto	Townhouse	2	2	32	\$410K	\$390K
1 August, 2015	208, 1369 Bloor St, Toronto	Condo	1	1	19	\$330K	\$325K
18 August, 2015	20 Merchant Lane, Toronto	Townhouse	2	2	13	\$433K	\$418K
31 August, 2015	112 Delaware Ave, Toronto	Semi-Detached	2	2	28	\$925K	\$957K
1 September, 2015	981 College St, Toronto	Townhouse	4	2	10	\$975K	\$900K
	1311, 1369 Bloor St, Toronto	Condo	1	2	27	\$419K	\$417K
13 September, 2015	317 St Clarens Ave, Toronto	Semi-Detached	3	2	6	\$849K	\$967K
21 September, 2015	25 Muir Ave, Toronto	Semi-Detached	3	2	12	\$600K	\$700K
	256 Margueretta St, Toronto	Semi-Detached	5	2	6	\$799K	\$860K
22 September, 2015	105, 262 St Helen's Ave, Toronto	Townhouse	3	2	7	\$450K	\$501K
24 September, 2015	242 St Helens Ave, Toronto	Semi-Detached	3	4	15	\$760K	\$745K
4 October, 2015	54 Muir Ave, Toronto	Semi-Detached	3	2	3	\$800K	\$793K
6 October, 2015	143 Havelock St, Toronto	Semi-Detached	5	2	29	\$1,199K	\$1,082K
12 October, 2015	T.H 5, 48 Havelock St, Toronto	Townhouse	3	4	19	\$1,199K	\$1,199K
13 October, 2015	86 Lindsey Ave, Toronto	Semi-Detached	3	3	7	\$740K	\$752K
15 October, 2015	93 Dewson St, Toronto	Semi-Detached	4	2	9	\$840K	\$950K

## Data

Month, Day, Year of Sold Date	Address1	Property Type	Bedrooms	Washrooms	Days on the Market	List Price	Sold Price
19 October, 2015	112, 262 St. Helen's Ave, Toronto	Townhouse	2	2	7	\$450K	\$551K
20 October, 2015	491 Lansdowne Ave, Toronto	Semi-Detached	3	2	7	\$640K	\$701K
21 October, 2015	419 Brock Ave, Toronto	Semi-Detached	3	2	8	\$749K	\$749K
26 October, 2015	277 St Clarens Ave, Toronto	Detached	3	3	7	\$850K	\$976K
27 October, 2015	479 Dovercourt Rd, Toronto	Semi-Detached	4	4	15	\$1,249K	\$1,326K
29 October, 2015	27 Perth Ave, Toronto	Townhouse	3	3	7	\$590K	\$708K
	Th113, 138 St. Helens Ave, Toronto	Condo		3	64	\$580K	\$580K
30 October, 2015	T.H 6, 48 Havelock St, Toronto	Townhouse	3	4	32	\$1,199K	\$1,199K
1 November, 2015	240, 21 Ruttan St, Toronto	Townhouse	3	2	12	\$579K	\$602K
	T.H 7, 48 Havelock St, Toronto	Townhouse	3	4	39	\$1,199K	\$1,199K
8 November, 2015	1185 College St, Toronto	Semi-Detached	2	3	12	\$549K	\$535K
16 November, 2015	43 Margueretta St, Toronto	Semi-Detached	4	3	21	\$849K	\$810K
	145, 10 Merchant Lane, Toronto	Townhouse	2	2	12	\$490K	\$485K
18 November, 2015	309, 24 Noble St, Toronto	Condo	1	1	30	\$305K	\$293K
21 November, 2015	344 Rusholme Rd, Toronto	Townhouse	3	2	6	\$750K	\$750K
22 November, 2015	107, 262 St Helen's Ave, Toronto	Townhouse	3	2	5	\$450K	\$560K
	1002, 1369 Bloor St, Toronto	Condo	1	1	12	\$320K	\$315K
23 November, 2015	530 Dovercourt Rd, Toronto	Other	5	4	6	\$1,499K	\$1,702K
24 November, 2015	701, 1369 Bloor St, Toronto	Condo	1	2	41	\$430K	\$422K
25 November, 2015	114, 40 Merchant Lane, Toronto	Townhouse	2	2	10	\$539K	\$520K
	1114, 1369 Bloor St, Toronto	Condo	1	2	16	\$425K	\$423K
29 November, 2015	167 Havelock St, Toronto	Detached	5	3	77	\$1,825K	\$1,775K
30 November, 2015	234, 21 Ruttan St, Toronto	Townhouse	3	2	6	\$580K	\$603K
3 December, 2015	409, 1369 Bloor St, Toronto	Condo	1	1	15	\$345K	\$342K
6 December, 2015	134, 21 Ruttan St, Toronto	Townhouse	3	2	26	\$475K	\$468K
14 December, 2015	14 Sylvan Ave, Toronto	Detached	5	2	6	\$1,025K	\$1,350K
15 December, 2015	104, 284 St Helen's Ave, Toronto	Condo	1	2	2	\$477K	\$497K
16 January, 2016	502, 138 St Helen's Ave, Toronto	Condo	1	2	58	\$416K	\$416K

## Data

Month, Day, Year of Sold Date	Address1	Property Type	Bedrooms	Washrooms	Days on the Market	List Price	Sold Price
26 January, 2016	155 St Clarens Ave	Detached	3	1	13	\$699K	\$723K
28 January, 2016	T.H 8, 48 Havelock St	Townhouse	3	3	53	\$1,199K	\$1,199K
31 January, 2016	134, 284 St Helen's Ave	Condo	1	1	17	\$360K	\$373K
1 February, 2016	79 Margueretta St	Detached	5	3	3	\$899K	\$1,003K
2 February, 2016	995 Dufferin St	Detached	4	4	4	\$978K	\$1,010K
3 February, 2016	481 Dovercourt Rd	Semi-Detached	5	2	0	\$1,349K	\$1,330K
4 February, 2016	127, 11 Ruttan St	Townhouse	2	2	3	\$480K	\$480K
10 February, 2016	303 St Helens Ave	Townhouse	3	2	7	\$589K	\$725K
12 February, 2016	T.H 15, 48 Havelock St	Townhouse	3	3	68	\$1,159K	\$1,159K
16 February, 2016	230 Margueretta St	Detached	4	3	7	\$1,000K	\$1,200K
	428 Brock Ave	Semi-Detached	3	2	7	\$867K	\$910K
20 February, 2016	304, 138 St Helen's Ave	Condo	1	1	26	\$335K	\$335K
29 February, 2016	14 Perth Ave	Townhouse	3	3	20	\$852K	\$852K
	102, 138 St. Helens Ave	Townhouse	3	3	35	\$700K	\$700K
1 March, 2016	322 Margueretta St	Semi-Detached	3	3	1	\$959K	\$1,001K
8 March, 2016	21 Havelock St	Semi-Detached	5	2	7	\$1,875K	\$1,700K
12 March, 2016	709, 138 St. Helens Ave	Condo	0	1	47	\$239K	\$239K
14 March, 2016	1017B College St	Townhouse	3	3	4	\$849K	\$825K
16 March, 2016	149, 10 Merchant Lane	Townhouse	2	2	6	\$429K	\$450K
	206 Rusholme Rd	Semi-Detached	2	2	6	\$799K	\$1,027K
18 March, 2016	219 Margueretta St	Semi-Detached	4	3	4	\$900K	\$1,025K
21 March, 2016	254 Sterling Rd	Semi-Detached	2	3	7	\$579K	\$767K
25 March, 2016	458 Brock Ave	Semi-Detached	3	2	3	\$867K	\$950K
30 March, 2016	34 Perth Ave	Townhouse	3	3	29	\$857K	\$857K
1 April, 2016	107, 1 Ruttan St	Townhouse	2	2	1	\$475K	\$515K
6 April, 2016	T.H 9, 48 Havelock St	Townhouse	3	3	121	\$1,349K	\$1,349K
8 April, 2016	512, 1369 Bloor St W	Condo	1	1	8	\$350K	\$350K
9 April, 2016	128, 20 Merchant Lane	Townhouse	2	2	12	\$450K	\$453K

## Data

Month, Day, Year of Sold Date	Address1	Property Type	Bedrooms	Washrooms	Days on the Market	List Price	Sold Price
11 April, 2016	213, 1369 Bloor St W	Condo	2	2	12	\$429K	\$429K
12 April, 2016	#1215, 1369 Bloor St W	Condo	1	1	3	\$329K	\$329K
14 April, 2016	206, 1 Ruttan St	Townhouse	2	2	2	\$550K	\$625K
25 April, 2016	1 Lumbervale Ave	Semi-Detached	3	2	6	\$629K	\$808K
27 April, 2016	232 St Clarens Ave	Semi-Detached	4	3	1	\$789K	\$843K
	310, 1369 Bloor St W	Condo	0	1	6	\$233K	\$225K
28 April, 2016	121, 11 Ruttan St	Townhouse	2	2	7	\$470K	\$515K
4 May, 2016	214 Margueretta St	Detached	4	3	1	\$1,150K	\$1,250K
10 May, 2016	138 Hepbourne St	Semi-Detached	4	4	13	\$800K	\$890K
	975 Dufferin St	Detached	5	3	14	\$975K	\$1,123K
11 May, 2016	139, 21 Ruttan St	Townhouse	3	2	2	\$500K	\$603K
17 May, 2016	114, 40 Merchant Lane	Townhouse	2	2	19	\$580K	\$583K
	1236 College St	Semi-Detached	3	3	6	\$889K	\$925K
19 May, 2016	1217 College St	Semi-Detached	5	2	7	\$900K	\$952K
20 May, 2016	570A Brock Ave	Semi-Detached	3	2	3	\$839K	\$989K
24 May, 2016	806, 138 St Helen's Ave	Condo	3	3	63	\$785K	\$785K
25 May, 2016	129, 11 Ruttan St	Townhouse	2	2	8	\$480K	\$525K
30 May, 2016	510 Brock Ave	Semi-Detached	3	2	6	\$775K	\$805K
31 May, 2016	1177 College St	Semi-Detached	4	2	4	\$690K	\$660K
1 June, 2016	107, 110 Hepbourne St	Condo	1	1	8	\$549K	\$646K
	127, 284 St Helen's Ave	Condo	1	1	7	\$499K	\$581K
	297 Margueretta St	Semi-Detached	3	2	6	\$899K	\$1,166K
2 June, 2016	474 Brock Ave	Semi-Detached	3	2	8	\$898K	\$900K
3 June, 2016	415, 1369 Bloor St W	Condo	1	1	4	\$330K	\$329K
6 June, 2016	472 Lansdowne Ave	Semi-Detached	3	3	7	\$838K	\$1,100K
7 June, 2016	122, 40 Merchant Lane	Townhouse	2	2	7	\$450K	\$450K
11 June, 2016	73 Margueretta St	Detached	4	3	5	\$988K	\$1,202K
13 June, 2016	85 Delaware Ave	Detached	5	2	6	\$1,399K	\$2,022K

## Data

Month, Day, Year of Sold Date	Address1	Property Type	Bedrooms	Washrooms	Days on the Market	List Price	Sold Price
19 June, 2016	1165 Bloor St W	Other	2	5	6	\$1,275K	\$1,275K
21 June, 2016	204, 1369 Bloor St	Condo	2	2	18	\$439K	\$438K
28 June, 2016	56 Shannon St	Townhouse	3	3	7	\$1,188K	\$1,426K
	148 Margueretta St	Detached	5	3	21	\$1,300K	\$1,309K
5 July, 2016	154, 10 Merchant Lane	Townhouse	2	2	5	\$590K	\$580K
8 July, 2016	129, 284 St Helen's Ave	Condo	1	1	17	\$385K	\$420K
	140, 21 Ruttan St	Townhouse	3	2	2	\$530K	\$610K
17 July, 2016	105, 50 Merchant Lane	Townhouse	2	2	11	\$460K	\$463K
	496 Lansdowne Ave	Semi-Detached	3	2	6	\$500K	\$651K
20 July, 2016	33 Havelock St	Detached	5	2	7	\$1,365K	\$1,275K
	1214 College St	Semi-Detached	3	3	8	\$829K	\$830K
21 July, 2016	259 Margueretta St	Semi-Detached	3	3	37	\$1,080K	\$1,035K
26 July, 2016	77 Muir Ave	Detached	3	2	8	\$850K	\$960K
1 August, 2016	138 St Clarens Ave	Other		0	384	\$249K	\$220K
3 August, 2016	3 Lumbervale Ave	Semi-Detached	3	2	7	\$600K	\$750K
7 August, 2016	1202 College St	Semi-Detached	3	2	4	\$915K	\$907K
11 August, 2016	212, 1369 Bloor St W	Condo	1	1	13	\$349K	\$320K
12 August, 2016	30 Shannon St	Detached	4	3	7	\$1,888K	\$2,000K
19 August, 2016	476 Dovercourt Rd	Other	9	13	87	\$1,900K	\$1,900K
22 August, 2016	128 Margueretta St	Townhouse	5	2	7	\$750K	\$1,000K
1 September, 2016	506 Brock Ave	Semi-Detached	3	2	2	\$750K	\$996K
2 September, 2016	201, 50 Merchant Lane	Townhouse	2	2	21	\$559K	\$545K
6 September, 2016	7 Lindsey Ave	Detached	5	3	35	\$1,199K	\$1,180K
13 September, 2016	570 Brock Ave	Semi-Detached	3	2	7	\$939K	\$980K
14 September, 2016	1406, 1369 Bloor St W	Condo	1	1	9	\$349K	\$360K
15 September, 2016	311 Margueretta St	Semi-Detached	3	2	9	\$750K	\$901K
17 September, 2016	1036 College St	Semi-Detached	4	3	11	\$900K	\$878K
18 September, 2016	130 Hepbourne St	Semi-Detached	3	3	4	\$939K	\$935K



## Data

Month, Day, Year of Sold Date	Address1	Property Type	Bedrooms	Washrooms	Days on the Market	List Price	Sold Price
20 September, 2016	79 Dovercourt Rd	Townhouse	3	2	9	\$799K	\$831K
26 September, 2016	176 St Clarens Ave	Detached	4	4	13	\$1,389K	\$1,480K
3 October, 2016	112, 50 Merchant Lane	Townhouse	2	2	5	\$589K	\$586K
4 October, 2016	12 Delaware Ave	Semi-Detached	5	2	7	\$1,295K	\$1,540K
	164 Rusholme Rd	Detached	4	5	119	\$2,495K	\$2,450K
	208, 110 Hepbourne St	Condo	2	3	12	\$1,029K	\$965K
17 October, 2016	181 Concord Ave	Semi-Detached	4	3	6	\$1,100K	\$1,452K
	258 Sterling Rd	Detached	3	2	10	\$900K	\$920K
20 October, 2016	28 Margueretta St	Semi-Detached	3	2	3	\$900K	\$1,200K
21 October, 2016	453 Brock Ave	Semi-Detached	4	2	8	\$839K	\$810K
27 October, 2016	213, 1 Ruttan St	Townhouse	2	2	46	\$700K	\$660K
29 October, 2016	1213, 1369 Bloor St W	Condo	2	2	2	\$470K	\$470K
1 November, 2016	35 Havelock St	Detached	4	3	14	\$1,499K	\$1,454K
2 November, 2016	989 Dufferin St	Detached	4	3	7	\$799K	\$960K
4 November, 2016	206, 110 Hepbourne St	Condo	2	2	24	\$945K	\$895K
	212, 1 Ruttan St	Townhouse	2	2	20	\$650K	\$670K
8 November, 2016	109, 262 St Helen's Ave	Townhouse	3	2	5	\$599K	\$575K
14 November, 2016	218, Tbd Sterling Rd	Condo	3	2	40	\$650K	\$650K
15 November, 2016	210, 40 Merchant Lane	Townhouse	2	2	11	\$559K	\$555K
30 November, 2016	24 Lindsey Ave	Townhouse	4	1	8	\$899K	\$960K
16 December, 2016	302, 130 Rusholme Rd	Condo	2	2	7	\$749K	\$735K
17 January, 2017	134, 21 Ruttan St	Townhouse	3	2	4	\$599K	\$625K
18 January, 2017	1310, 1369 Bloor St W	Condo	0	1	2	\$243K	\$250K
24 January, 2017	106, 50 Merchant Lane	Townhouse	2	2	7	\$470K	\$564K
27 January, 2017	4 Muir Ave	Semi-Detached	4	2	9	\$990K	\$960K
1 February, 2017	75 Margueretta St	Semi-Detached	4	2	15	\$999K	\$1,131K
3 February, 2017	330 Rusholme Rd	Detached	4	2	4	\$1,100K	\$1,400K
7 February, 2017	152, 10 Merchant Lane	Townhouse	2	2	8	\$475K	\$571K

## Data

Month, Day, Year of Sold Date	Address1	Property Type	Bedrooms	Washrooms	Days on the Market	List Price	Sold Price
13 February, 2017	135, 284 St Helen's Ave	Condo	0	1	6	\$249K	\$291K
	214, 262 St Helen's Ave	Townhouse	3	2	4	\$550K	\$787K
17 February, 2017	505, 130 Rusholme Rd	Condo	2	2	41	\$700K	\$685K
	906, Tbd Sterling Rd	Condo	1	1	24	\$330K	\$330K
22 February, 2017	274 Margueretta St	Semi-Detached	3	3	0	\$895K	\$931K
27 February, 2017	776 Dufferin St	Semi-Detached	4	3	5	\$1,089K	\$1,200K
1 March, 2017	406, 1369 Bloor St W	Condo	1	1	2	\$349K	\$451K
4 March, 2017	213, 40 Merchant Lane	Townhouse	2	2	5	\$650K	\$700K
6 March, 2017	305 Margueretta St	Semi-Detached	3	4	2	\$979K	\$1,150K
9 March, 2017	148, 10 Merchant Lane	Townhouse	2	2	1	\$500K	\$600K
	659 Dovercourt Rd	Semi-Detached	4	4	7	\$1,849K	\$2,055K
10 March, 2017	105, 284 St Helen's Ave	Condo	1	2	1	\$500K	\$730K
	251 Margueretta St	Semi-Detached	4	3	8	\$1,249K	\$1,450K
14 March, 2017	128, 284 St Helen's Ave	Condo	1	1	6	\$399K	\$453K
16 March, 2017	474 Dovercourt Rd	Other	8	6	111	\$2,800K	\$2,700K
20 March, 2017	66 Havelock St	Townhouse	3	3	7	\$1,399K	\$1,740K
21 March, 2017	949 Dufferin St	Semi-Detached	5	3	7	\$899K	\$1,058K
	1075 Bloor St W	Semi-Detached	4	3	8	\$1,050K	\$1,308K
22 March, 2017	336 Gladstone Ave N	Semi-Detached	4	3	12	\$1,189K	\$1,500K
23 March, 2017	115, 284 St Helen's Ave	Condo	0	1	28	\$319K	\$319K
27 March, 2017	208, 50 Merchant Lane	Townhouse	2	2	6	\$679K	\$766K
28 March, 2017	223, 30 Merchant Lane	Townhouse	2	2	6	\$689K	\$768K
	303, 130 Rusholme Rd	Condo	2	2	41	\$740K	\$723K
31 March, 2017	249 St Clarens Ave	Semi-Detached	4	2	3	\$1,500K	\$1,500K
4 April, 2017	228 Havelock St	Detached	3	3	7	\$1,289K	\$1,656K
8 April, 2017	79 Lindsey Ave	Detached	5	2	4	\$1,299K	\$1,285K
	84 Margueretta St	Townhouse	3	3	10	\$800K	\$856K
17 April, 2017	1412, 1369 Bloor St	Condo	1	1	6	\$380K	\$485K

## Data

Month, Day, Year of Sold Date	Address1	Property Type	Bedrooms	Washrooms	Days on the Market	List Price	Sold Price
22 April, 2017	287 St Clarens Ave	Detached	6	4	9	\$1,599K	\$1,588K
26 April, 2017	146, 10 Merchant Lane	Townhouse	2	2	8	\$624K	\$750K
3 May, 2017	230 Sterling Rd	Townhouse	3	2	7	\$699K	\$919K
9 May, 2017	242 Margueretta St	Semi-Detached	3	2	6	\$999K	\$1,301K
10 May, 2017	457 Brock Ave	Semi-Detached	4	2	7	\$889K	\$970K
	1103, 1369 Bloor St W	Condo	1	1	0	\$440K	\$440K
15 May, 2017	308, 1369 Bloor St W	Condo	1	1	7	\$399K	\$485K
16 May, 2017	102, 262 St Helens Ave	Townhouse	3	2	12	\$595K	\$702K
17 May, 2017	406 St Clarens Ave	Semi-Detached	3	4	6	\$1,150K	\$1,170K
26 May, 2017	607, 1369 Bloor St W	Condo	1	1	3	\$399K	\$480K
29 May, 2017	120, 11 Ruttan St	Townhouse	2	2	20	\$565K	\$560K
	253 Havelock St	Semi-Detached	5	2	6	\$1,100K	\$1,401K
31 May, 2017	91 Delaware Ave	Semi-Detached	5	3	8	\$1,799K	\$2,350K
	1416, 1369 Bloor St W	Condo	2	1	5	\$500K	\$500K
7 June, 2017	546 Dovercourt Rd	Semi-Detached	4	2	7	\$1,399K	\$1,450K
13 June, 2017	147, 10 Merchant Lane	Townhouse	2	2	11	\$635K	\$605K
14 June, 2017	34 Muir Ave	Semi-Detached	3	2	8	\$1,135K	\$1,100K
	272 Rusholme Rd	Semi-Detached	6	2	7	\$1,479K	\$1,710K
18 June, 2017	110, 262 St Helens Ave	Townhouse	3	2	12	\$549K	\$546K
19 June, 2017	448 Brock Ave	Detached	3	2	59	\$1,100K	\$1,085K
21 June, 2017	153, 10 Merchant Lane	Townhouse	2	2	12	\$690K	\$690K
22 June, 2017	107, 284 St Helen's Ave	Condo	1	2	8	\$600K	\$696K
	295 Margueretta St	Semi-Detached	4	3	6	\$1,100K	\$1,100K
25 June, 2017	176 Margueretta St	Townhouse	3	2	12	\$920K	\$858K
28 June, 2017	221, 11 Ruttan St	Townhouse	2	2	14	\$750K	\$741K
	1415, 1369 Bloor St W	Condo	1	1	1	\$400K	\$445K
29 June, 2017	130 Lindsey Ave	Semi-Detached	3	2	22	\$849K	\$822K
7 July, 2017	4 Cobourg Ave	Semi-Detached	5	2	18	\$899K	\$822K

## Data

Month, Day, Year of Sold Date	Address1	Property Type	Bedrooms	Washrooms	Days on the Market	List Price	Sold Price
19 July, 2017	219 St Helen's Ave	Townhouse	3	2	35	\$889K	\$885K
22 July, 2017	365 Gladstone Ave	Other	8	3	5	\$1,999K	\$1,785K
24 July, 2017	602, 130 Rusholme Rd	Condo	2	1	13	\$798K	\$790K
31 July, 2017	613, 1369 Bloor St W	Condo	2	2	14	\$565K	\$550K
11 August, 2017	25 Perth Ave	Townhouse	2	3	11	\$789K	\$801K
15 August, 2017	419 Lansdowne Ave	Semi-Detached	3	3	16	\$780K	\$815K
17 August, 2017	717, 1369 Bloor St W	Condo	2	1	79	\$550K	\$530K
18 August, 2017	933 Dufferin St	Other	7	5	75	\$1,199K	\$1,105K
7 September, 2017	26 Lindsey Ave	Semi-Detached	3	3	93	\$1,100K	\$1,040K
12 September, 2017	139, 284 St Helen's Ave	Condo	0	1	25	\$329K	\$310K
13 September, 2017	6 Lindsey Ave	Detached	4	2	1	\$1,299K	\$1,364K
18 September, 2017	248 Havelock St	Semi-Detached	5	2	17	\$1,199K	\$1,125K
	307, 130 Rusholme Rd	Condo	1	1	4	\$400K	\$460K
19 September, 2017	211, 1 Ruttan St	Townhouse	2	2	8	\$750K	\$743K
25 September, 2017	12, 455 Dovercourt Rd	Townhouse	2	2	19	\$1,385K	\$1,300K
30 September, 2017	131, 284 St Helen's Ave	Condo	1	1	5	\$395K	\$410K
14 October, 2017	225, 30 Merchant Lane	Townhouse	2	2	2	\$700K	\$697K
17 October, 2017	232 Havelock St	Detached	3	3	6	\$1,195K	\$1,291K
19 October, 2017	60 Lindsey Ave	Detached	4	5	30	\$1,525K	\$1,480K
20 October, 2017	402, 130 Rusholme Rd	Condo	2	2	8	\$829K	\$829K
30 October, 2017	113, 1 Ruttan St	Townhouse	2	2	5	\$640K	\$607K
1 November, 2017	137, 284 St Helens Ave	Condo	1	1	17	\$400K	\$410K
4 November, 2017	Uph704, 130 Rusholme Rd	Condo	1	1	2	\$720K	\$725K
9 November, 2017	202, 130 Rusholme Rd	Condo	1	1	1	\$400K	\$400K
19 November, 2017	122, 40 Merchant Lane	Townhouse	2	2	6	\$629K	\$615K
21 November, 2017	1012, 1369 Bloor St W	Condo	1	1	1	\$475K	\$498K
24 November, 2017	412, 1369 Bloor St W	Condo	1	1	19	\$479K	\$475K
7 December, 2017	305 Margueretta St	Semi-Detached	3	5	1	\$1,500K	\$1,525K

## Data

Month, Day, Year of Sold Date	Address1	Property Type	Bedrooms	Washrooms	Days on the Market	List Price	Sold Price
10 December, 2017	811, 1369 Bloor St W	Condo	2	2	5	\$609K	\$665K
15 December, 2017	270 St Clarens Ave	Detached	6	2	23	\$1,450K	\$1,300K
21 December, 2017	106 Lindsey Ave	Townhouse	2	2	42	\$899K	\$820K
23 December, 2017	309, 130 Rusholme Rd	Condo	1	1	26	\$580K	\$575K
30 December, 2017	359 St Clarens Ave	Detached	4	3	25	\$1,349K	\$1,361K
13 February, 2018	143 St Clarens Ave	Townhouse	3	2	7	\$950K	\$990K
1 March, 2018	404, 130 Rusholme Rd	Condo	2	2	73	\$850K	\$780K
2 March, 2018	309 St. Helens Ave	Townhouse	3	1	0	\$659K	\$701K
6 March, 2018	910, 1369 Bloor St W	Condo	0	1	5	\$300K	\$360K
13 March, 2018	101, 50 Merchant Lane	Townhouse	3	2	7	\$675K	\$716K
	123, 11 Ruttan St	Townhouse	2	2	13	\$609K	\$660K
14 March, 2018	1406, 1369 Bloor St W	Condo	1	1	11	\$475K	\$515K
22 March, 2018	182 Margueretta St	Semi-Detached	5	3	9	\$976K	\$1,151K
26 March, 2018	157 Rusholme Rd	Detached	7	3	7	\$2,199K	\$2,950K
28 March, 2018	73 Perth Ave	Detached	3	2	9	\$899K	\$1,045K