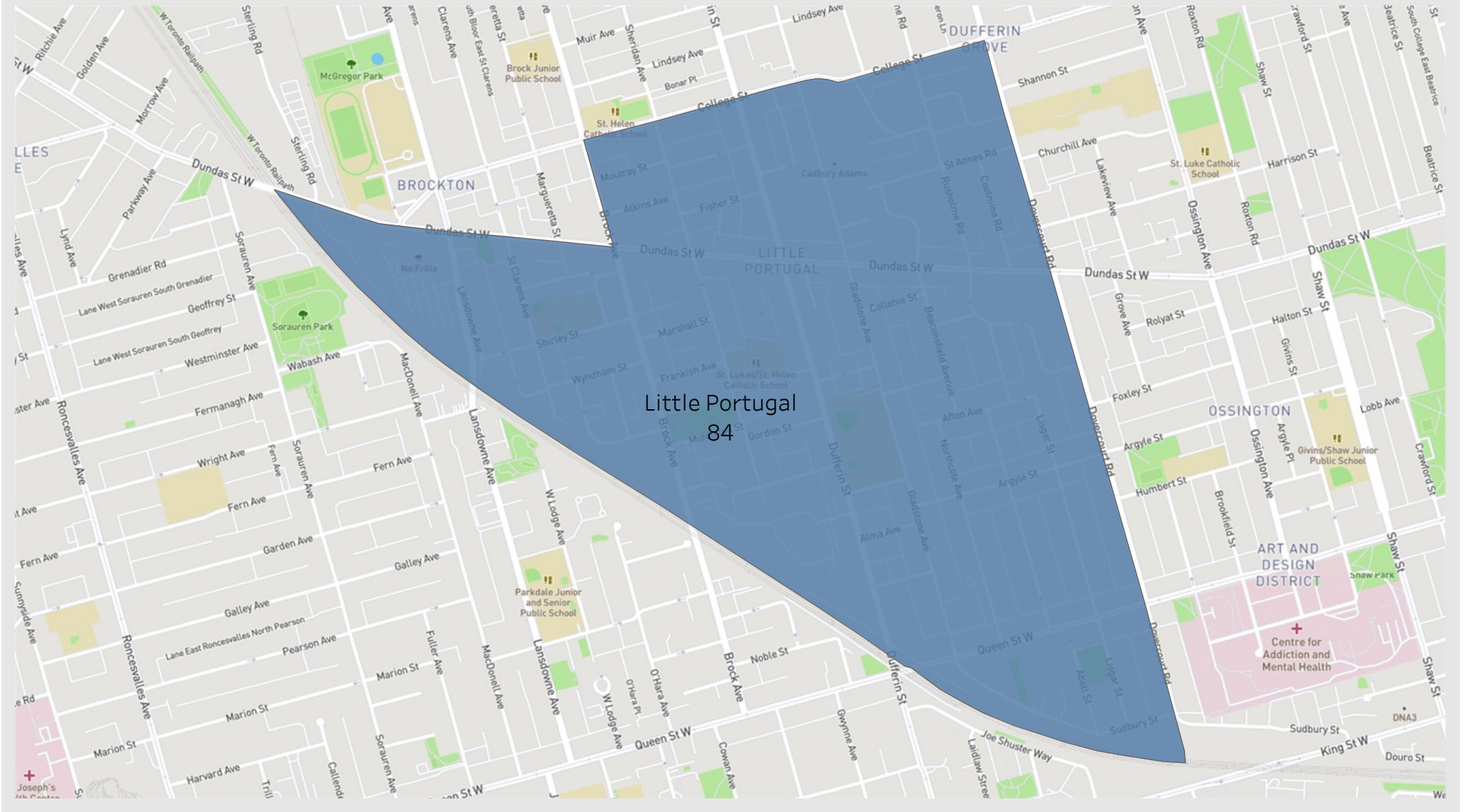
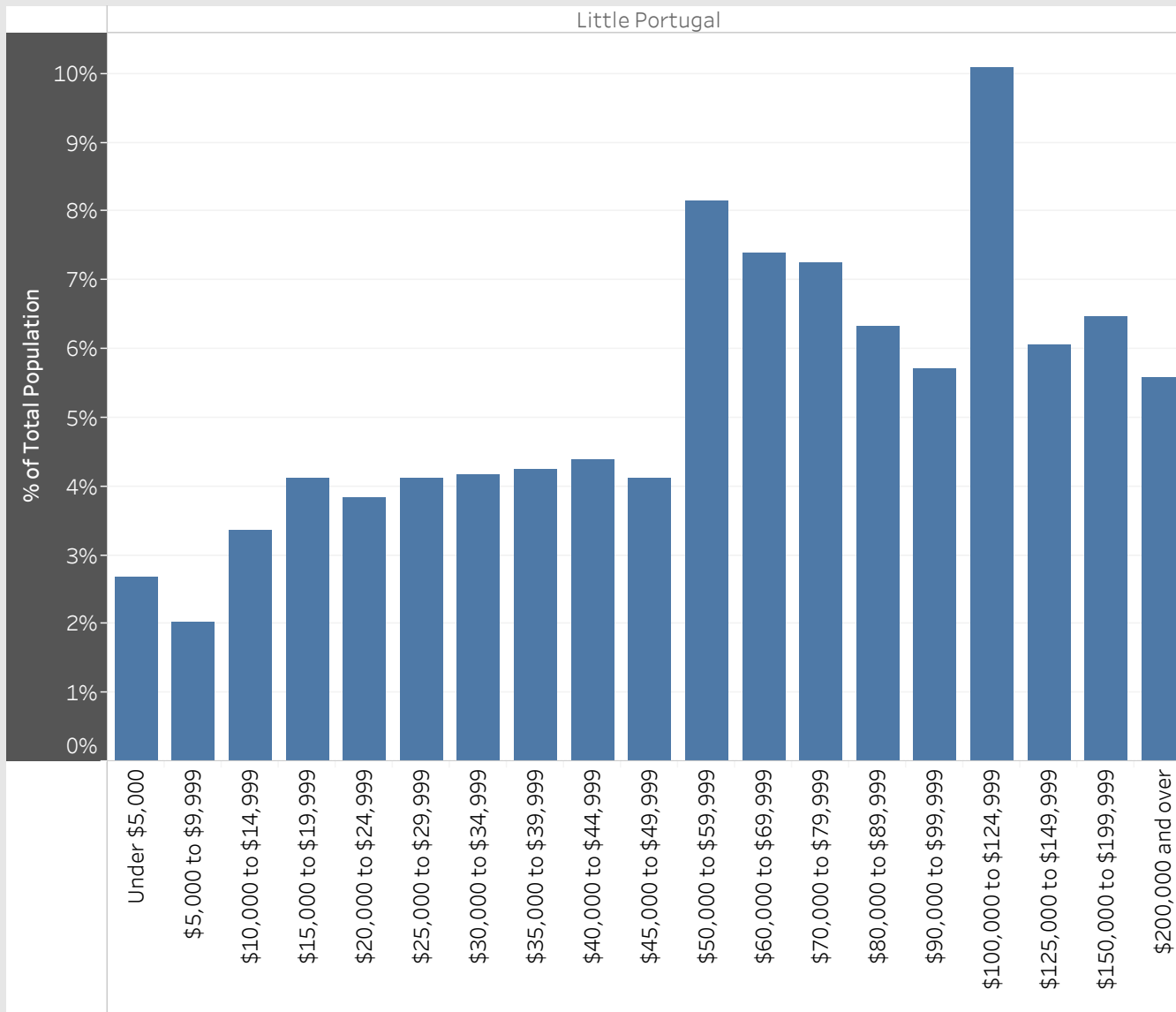


Little Portugal
Neighbourhood Breakdown
July 1st, 2015 - March 31st, 2018

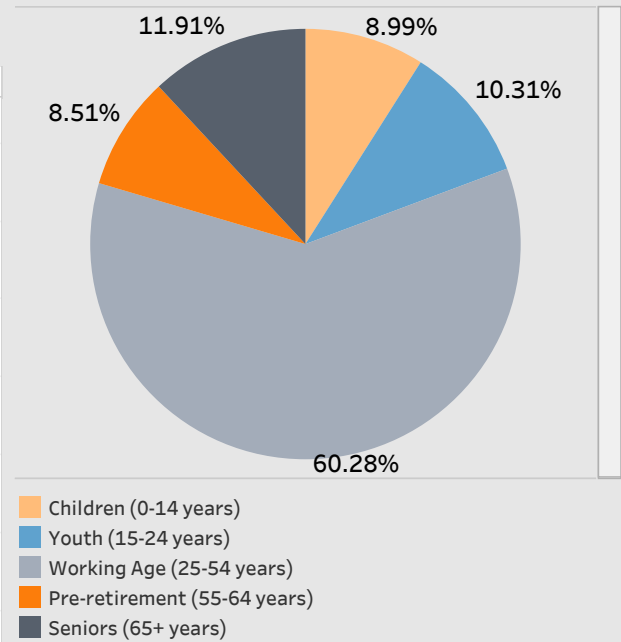


2016 StatsCan Data

Household Income in Little Portugal



Age

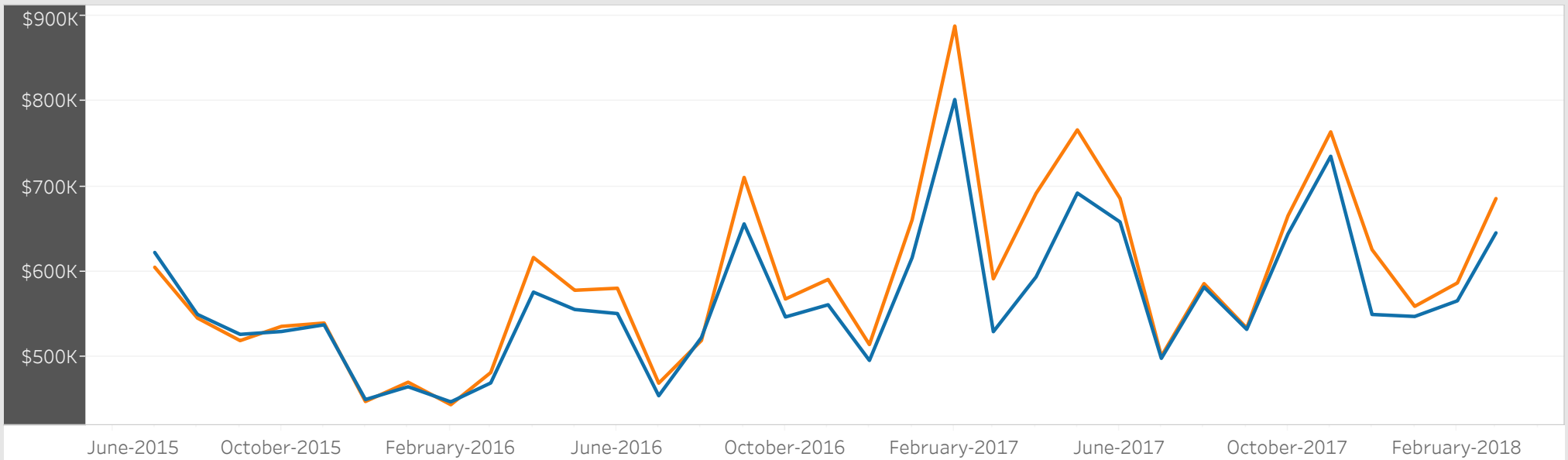


Visible Minorities

Not a visible minority	71.65%
Chinese	9.53%
Black	4.25%
Latin American	3.02%
South Asian	2.95%
Southeast Asian	2.16%
Multiple visible minorities	1.63%
Filipino	1.26%
Korean	1.20%
Japanese	0.80%
Visible minority; n.i.e.	0.63%
West Asian	0.56%
Arab	0.37%

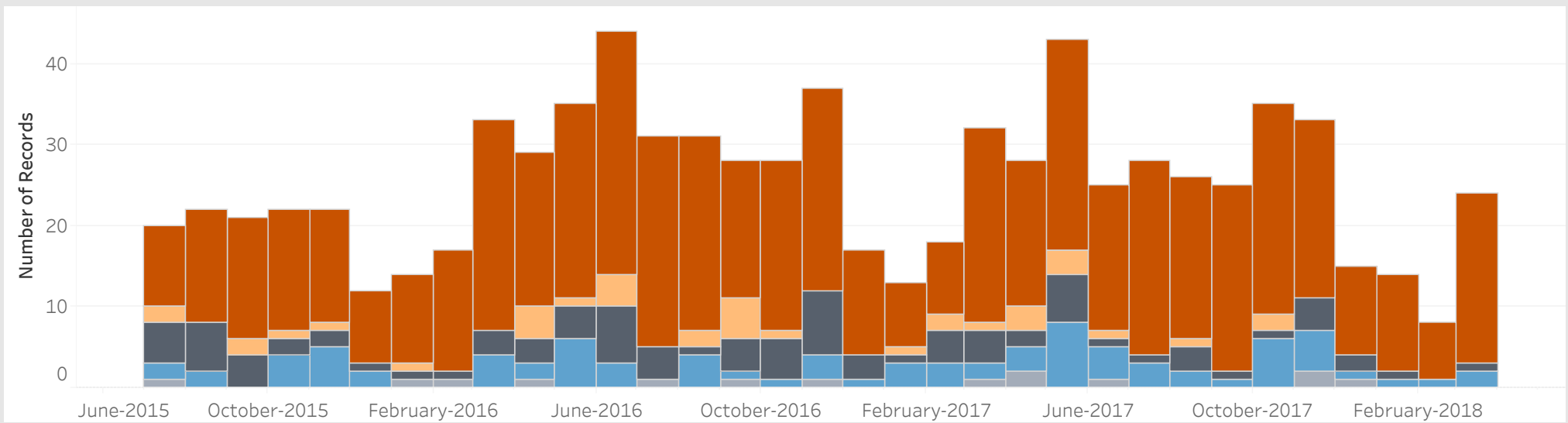
Average Sold Price vs. Average Ask Price in Little Portugal

■ Avg. List Price ■ Avg. Sold Price



Properties Sold in Little Portugal by Month

■ Condo ■ Detached ■ Semi-Detached ■ Townhouse ■ Other



Data

Month, Day, Year of Sold Date	Address1	Property Type	Bedrooms	Washrooms	Days on the Market	List Price	Sold Price
2 July, 2015	371 St Clarens Ave, Toronto	Other	5	4	30	\$990K	\$928K
	2205E, 36 Lisgar St, Toronto	Condo	1	2	29	\$319K	\$310K
3 July, 2015	512, 1171 Queen St, Toronto	Condo	2	1	10	\$370K	\$360K
5 July, 2015	610, 8 Gladstone Ave, Toronto	Condo	1	2	18	\$459K	\$455K
6 July, 2015	209 Lisgar St, Toronto	Semi-Detached	3	2	15	\$749K	\$745K
	210, 8 Dovercourt Rd, Toronto	Condo	1	1	22	\$319K	\$306K
7 July, 2015	50 Shirley St, Toronto	Semi-Detached	3	3	40	\$889K	\$872K
9 July, 2015	22 Alma Ave, Toronto	Townhouse	3	3	10	\$800K	\$785K
13 July, 2015	1708, 150 Sudbury St, Toronto	Condo	1	2	20	\$359K	\$358K
	1716E, 36 Lisgar St, Toronto	Condo	1	2	6	\$329K	\$316K
15 July, 2015	20 St Annes Rd, Toronto	Semi-Detached	4	3	8	\$930K	\$845K
	33, 36 Rusholme Park Cres, Toronto	Townhouse	3	3	14	\$799K	\$790K
20 July, 2015	29 Wyndham St, Toronto	Detached	3	2	8	\$800K	\$863K
22 July, 2015	42 Rusholme Rd, Toronto	Semi-Detached	3	5	3	\$1,359K	\$1,300K
	1806, 1171 Queen St, Toronto	Condo	2	1	28	\$385K	\$385K
26 July, 2015	1403, 150 Sudbury St, Toronto	Condo	1	1	8	\$320K	\$318K
	Lph2119, 36 Lisgar St, Toronto	Condo	1	2	16	\$315K	\$306K
28 July, 2015	159 Lisgar St, Toronto	Semi-Detached	3	3	14	\$1,060K	\$1,010K
29 July, 2015	2 St Clarens Ave, Toronto	Detached	3	2	21	\$599K	\$550K
	514, 150 Sudbury St, Toronto	Condo	1	1	11	\$299K	\$299K
5 August, 2015	220, 8 Dovercourt Rd, Toronto	Condo	1	1	27	\$335K	\$334K
6 August, 2015	484 Dufferin St, Toronto	Semi-Detached	3	2	22	\$639K	\$650K
10 August, 2015	204 Gladstone Ave, Toronto	Semi-Detached	4	2	7	\$800K	\$770K
	810, 1171 Queen St, Toronto	Condo	2	2	7	\$495K	\$502K
15 August, 2015	1012, 1171 Queen St, Toronto	Condo	2	1	25	\$375K	\$368K
18 August, 2015	616 Bathurst St, Toronto	Semi-Detached	5	10	5	\$1,199K	\$1,135K
	705, 1205 Queen St, Toronto	Condo	2	1	8	\$310K	\$305K
19 August, 2015	1904, 150 Sudbury St, Toronto	Condo	1	2	6	\$400K	\$409K

Data

Month, Day, Year of Sold Date	Address1	Property Type	Bedrooms	Washrooms	Days on the Market	List Price	Sold Price
20 August, 2015	54 Coolmine Rd, Toronto	Semi-Detached	3	3	9	\$729K	\$761K
	301, 8 Gladstone Ave, Toronto	Condo	1	1	4	\$370K	\$362K
	2006, 36 Lisgar St, Toronto	Condo	1	2	17	\$328K	\$316K
22 August, 2015	570 Bathurst St, Toronto	Semi-Detached	3	3	24	\$1,250K	\$1,135K
24 August, 2015	179 Gladstone Ave, Toronto	Townhouse	2	2	7	\$650K	\$825K
	310, 2 Gladstone Ave, Toronto	Condo	1	1	32	\$400K	\$382K
	601, 8 Gladstone Ave, Toronto	Condo	1	1	40	\$419K	\$410K
25 August, 2015	307, 11 Peel Ave, Toronto	Condo	1	1	99	\$330K	\$320K
	903E, 36 Lisgar St, Toronto	Condo	1	1	21	\$278K	\$274K
26 August, 2015	809, 1171 Queen St, Toronto	Condo	2	2	10	\$490K	\$479K
27 August, 2015	64 Gladstone Ave, Toronto	Townhouse	4	3	3	\$780K	\$770K
	303 Brock Ave, Toronto	Semi-Detached	3	4	51	\$899K	\$894K
	726E, 36 Lisgar St, Toronto	Condo	1	1	22	\$269K	\$259K
29 August, 2015	1105, 11 Peel Ave, Toronto	Condo	1	1	4	\$350K	\$340K
3 September, 2015	711, 1171 Queen St, Toronto	Condo	2	1	16	\$375K	\$370K
8 September, 2015	417, 8 Dovercourt Rd, Toronto	Condo	1	1	34	\$337K	\$335K
	709, 8 Gladstone Ave, Toronto	Condo	1	2	14	\$525K	\$530K
9 September, 2015	607, 2 Gladstone Ave, Toronto	Condo	1	2	37	\$650K	\$629K
	1912, 150 Sudbury St, Toronto	Condo	1	1	16	\$309K	\$316K
10 September, 2015	411, 8 Dovercourt Rd, Toronto	Condo	1	1	24	\$320K	\$295K
13 September, 2015	302, 8 Dovercourt Rd, Toronto	Condo	1	1	5	\$430K	\$428K
	823, 36 Lisgar St, Toronto	Condo	1	1	62	\$237K	\$225K
15 September, 2015	22 Rusholme Park Cres, Toronto	Detached	5	4	42	\$1,130K	\$1,130K
16 September, 2015	305, 8 Gladstone Ave, Toronto	Condo	1	1	52	\$340K	\$329K
18 September, 2015	503, 8 Dovercourt Rd, Toronto	Condo	1	2	3	\$550K	\$571K
19 September, 2015	5 Bank St, Toronto	Semi-Detached	5	2	5	\$899K	\$868K
	711, 11 Peel St, Toronto	Condo	2	2	6	\$385K	\$381K
	1512, 11 Peel Ave, Toronto	Condo	1	2	22	\$399K	\$399K

Data

Month, Day, Year of Sold Date	Address1	Property Type	Bedrooms	Washrooms	Days on the Market	List Price	Sold Price
22 September, 2015	255 Lansdowne Ave, Toronto	Detached	2	2	22	\$549K	\$470K
26 September, 2015	624, 1169 Queen St, Toronto	Condo	1	1	74	\$350K	\$345K
27 September, 2015	316, 1171 Queen St, Toronto	Condo	2	1	20	\$340K	\$330K
28 September, 2015	81 St Clarens Ave, Toronto	Semi-Detached	3	2	8	\$750K	\$750K
	707 Dufferin St, Toronto	Semi-Detached	3	1	14	\$600K	\$600K
29 September, 2015	7 Marshall St, Toronto	Semi-Detached	3	5	6	\$1,089K	\$1,109K
	1509, 1171 Queen St, Toronto	Condo	2	2	7	\$490K	\$490K
3 October, 2015	52 Shirley St, Toronto	Townhouse	4	2	3	\$680K	\$825K
	1603, 11 Peel Ave, Toronto	Condo	1	2	9	\$485K	\$485K
5 October, 2015	13 Marshall St, Toronto	Townhouse	2	3	8	\$549K	\$736K
6 October, 2015	911, 11 Peel Ave, Toronto	Condo	1	2	28	\$400K	\$398K
	1108, 48 Abell St, Toronto	Condo	2	2	32	\$385K	\$383K
12 October, 2015	802, 150 Sudbury St, Toronto	Condo	1	1	25	\$339K	\$335K
	1501, 1169 Queen St, Toronto	Condo	1	1	21	\$360K	\$355K
14 October, 2015	1702, 11 Peel Ave, Toronto	Condo	1	2	34	\$435K	\$419K
15 October, 2015	409, 8 Dovercourt Rd, Toronto	Condo	1	1	8	\$350K	\$345K
	411, 8 Gladstone Ave, Toronto	Condo	1	1	15	\$385K	\$377K
	618W, 36 Lisgar St, Toronto	Condo	1	1	20	\$286K	\$282K
19 October, 2015	4, 1636 Dundas St, Toronto	Condo	1	2	18	\$450K	\$445K
	720, 36 Lisgar St, Toronto	Condo	1	1	4	\$259K	\$250K
	2011, 11 Peel St, Toronto	Condo	2	2	20	\$420K	\$415K
23 October, 2015	713, 8 Dovercourt Rd, Toronto	Condo	1	1	25	\$305K	\$305K
26 October, 2015	40 Heydon Park Rd, Toronto	Detached	3	2	43	\$1,098K	\$1,075K
27 October, 2015	1102, 11 Peel Ave, Toronto	Condo	1	2	20	\$460K	\$453K
29 October, 2015	52A St. Clarens Ave, Toronto	Townhouse	5	3	28	\$969K	\$928K
	1732 Dundas St, Toronto	Semi-Detached	3	3	6	\$980K	\$950K
30 October, 2015	178 Lisgar St, Toronto	Townhouse	3	3	46	\$900K	\$880K
31 October, 2015	89 St Clarens Ave, Toronto	Semi-Detached	4	3	11	\$800K	\$795K

Data

Month, Day, Year of Sold Date	Address1	Property Type	Bedrooms	Washrooms	Days on the Market	List Price	Sold Price
31 October, 2015	402, 150 Sudbury St, Toronto	Condo	1	2	21	\$359K	\$351K
1 November, 2015	9, 1636 Dundas St, Toronto	Condo	1	1	10	\$470K	\$460K
	25B Northcote Ave, Toronto	Townhouse	3	3	9	\$1,299K	\$1,230K
	1708, 36 Lisgar St, Toronto	Condo	1	1	51	\$284K	\$278K
9 November, 2015	227.5 Brock Ave, Toronto	Detached	2	1	7	\$769K	\$800K
	607W, 36 Lisgar St, Toronto	Condo	1	1	28	\$300K	\$300K
10 November, 2015	110, 150 Sudbury St, Toronto	Condo	1	1	62	\$290K	\$280K
	1912, 11 Peel Ave, Toronto	Condo	1	2	6	\$420K	\$455K
15 November, 2015	61 Shirley St, Toronto	Townhouse	3	2	6	\$550K	\$545K
	211 Lansdowne Ave, Toronto	Townhouse	3	2	14	\$649K	\$667K
	Th106, 1171 Queen St, Toronto	Condo	2	3	26	\$660K	\$644K
16 November, 2015	89 Beaconsfield Ave, Toronto	Semi-Detached	4	2	8	\$870K	\$955K
	216, 20 Gladstone Ave, Toronto	Condo	1	1	21	\$340K	\$325K
	423, 11 Peel Ave, Toronto	Condo	1	3	21	\$690K	\$690K
	1109, 1171 Queen St, Toronto	Condo	2	2	22	\$489K	\$470K
18 November, 2015	413, 150 Sudbury St, Toronto	Condo	1	1	5	\$300K	\$299K
22 November, 2015	1507, 150 Sudbury St, Toronto	Condo	1	1	12	\$320K	\$320K
24 November, 2015	1110, 150 Sudbury St, Toronto	Condo	1	1	33	\$345K	\$338K
25 November, 2015	54 Wyndham St, Toronto	Semi-Detached	4	3	42	\$999K	\$945K
	908, 48 Abell St, Toronto	Condo	2	2	13	\$383K	\$378K
26 November, 2015	147 Sheridan Ave, Toronto	Townhouse	2	3	1	\$685K	\$697K
27 November, 2015	1107, 150 Sudbury St, Toronto	Condo	1	1	102	\$295K	\$288K
30 November, 2015	12 Frankish Ave, Toronto	Townhouse	2	2	8	\$420K	\$508K
1 December, 2015	2, 20 Brockton Ave, Toronto	Townhouse	2	2	50	\$737K	\$750K
	1619, 36 Lisgar St, Toronto	Condo	1	2	22	\$293K	\$293K
2 December, 2015	425, 1169 Queen St, Toronto	Condo	1	1	17	\$355K	\$348K
3 December, 2015	405, 170 Sudbury St, Toronto	Condo	2	1	100	\$310K	\$308K
4 December, 2015	10, 20 Brockton Ave, Toronto	Townhouse	2	2	2	\$800K	\$800K

Data

Month, Day, Year of Sold Date	Address1	Property Type	Bedrooms	Washrooms	Days on the Market	List Price	Sold Price
6 December, 2015	288 Brock Ave, Toronto	Semi-Detached	3	2	13	\$700K	\$750K
9 December, 2015	722, 1169 Queen St, Toronto	Condo	1	2	22	\$610K	\$580K
11 December, 2015	1809, 150 Sudbury St, Toronto	Condo	1	1	32	\$325K	\$320K
24 December, 2015	513, 170 Sudbury St, Toronto	Condo	2	1	52	\$280K	\$273K
29 December, 2015	529, 36 Lisgar St, Toronto	Condo	1	1	16	\$280K	\$258K
	811, 1171 Queen St, Toronto	Condo	2	1	11	\$399K	\$386K
	1109, 36 Lisgar St, Toronto	Condo	1	2	30	\$309K	\$305K
5 January, 2016	1812E, 36 Lisgar St, Toronto	Condo	1	2	51	\$349K	\$340K
7 January, 2016	1572 Dundas St, Toronto	Other	2	3	71	\$750K	\$690K
12 January, 2016	Lph 10, 36 Lisgar St, Toronto	Condo	1	2	28	\$339K	\$340K
14 January, 2016	1915E, 36 Lisgar St, Toronto	Condo	1	2		\$349K	\$351K
17 January, 2016	710, 36 Lisgar St, Toronto	Condo	1	1	73	\$300K	\$285K
18 January, 2016	320, 20 Gladstone Ave, Toronto	Condo	1	1	5	\$345K	\$375K
	601, 20 Gladstone Ave, Toronto	Condo	1	1	5	\$355K	\$355K
	730, 36 Lisgar St, Toronto	Condo	1	1	14	\$245K	\$240K
21 January, 2016	1720, 36 Lisgar St	Condo	2	2	2	\$319K	\$318K
22 January, 2016	40 Rusholme Dr	Detached	3	3	78	\$1,189K	\$1,170K
	424, 11 Peel Ave	Condo	3	3	14	\$660K	\$660K
	728E, 36 Lisgar St	Condo	1	1	57	\$260K	\$260K
28 January, 2016	96 Sheridan Ave	Semi-Detached	3	3	10	\$599K	\$754K
29 January, 2016	1404, 150 Sudbury St	Condo	2	2	31	\$450K	\$445K
3 February, 2016	604, 2 Gladstone Ave	Condo	1	1	23	\$400K	\$390K
	811, 8 Dovercourt Rd	Condo	2	2	17	\$520K	\$520K
	815, 170 Sudbury St	Condo	2	2	50	\$325K	\$325K
4 February, 2016	1014, 150 Sudbury St	Condo	2	1	2	\$340K	\$339K
5 February, 2016	601, 36 Lisgar St	Condo	1	1	7	\$265K	\$265K
6 February, 2016	622, 1169 Queen St W	Condo	2	2	12	\$495K	\$485K
8 February, 2016	1613, 150 Sudbury St	Condo	1	1	36	\$399K	\$398K

Data

Month, Day, Year of Sold Date	Address1	Property Type	Bedrooms	Washrooms	Days on the Market	List Price	Sold Price
10 February, 2016	84 Rusholme Rd	Other	5	3	7	\$1,150K	\$1,171K
17 February, 2016	502, 1169 Queen St W	Condo	1	1	1	\$365K	\$365K
	1709, 150 Sudbury St	Condo	2	1	74	\$345K	\$335K
18 February, 2016	704, 20 Gladstone Ave	Condo	2	2	35	\$680K	\$680K
	1207, 150 Sudbury St	Condo	2	1	16	\$345K	\$325K
19 February, 2016	1508E, 36 Lisgar St S	Condo	1	1	38	\$280K	\$276K
23 February, 2016	718E, 36 Lisgar St	Condo	1	1	19	\$225K	\$220K
24 February, 2016	545 Dufferin St	Semi-Detached	5	2	7	\$799K	\$785K
	1903E, 36 Lisgar St	Condo	2	2	3	\$339K	\$335K
27 February, 2016	720, 150 Sudbury St	Condo	1	1	3	\$329K	\$330K
1 March, 2016	617, 36 Lisgar St	Condo	2	1	16	\$319K	\$305K
	1215, 36 Lisgar St	Condo	2	2	89	\$328K	\$320K
	Ph11, 36 Lisgar St	Condo	2	2	1	\$349K	\$352K
2 March, 2016	1609, 1171 Queen St W	Condo	2	2	2	\$500K	\$495K
3 March, 2016	722, 36 Lisgar St	Condo	1	1	22	\$245K	\$240K
	1817, 36 Lisgar St	Condo	2	2	2	\$349K	\$349K
7 March, 2016	317, 8 Dovercourt Rd	Condo	2	3	7	\$749K	\$738K
9 March, 2016	1606, 1171 Queen St W	Condo	1	1	15	\$415K	\$400K
10 March, 2016	207, 48 Abell St	Condo	1	1	31	\$300K	\$298K
11 March, 2016	48 Mackenzie Cres	Semi-Detached	4	2	4	\$1,100K	\$1,400K
14 March, 2016	77 Dovercourt Rd	Townhouse	3	3	6	\$799K	\$863K
	811, 150 Sudbury St	Condo	1	1	54	\$299K	\$306K
	919, 48 Abell St	Condo	2	2	20	\$379K	\$380K
15 March, 2016	69 Sheridan Ave	Townhouse	3	2	6	\$600K	\$780K
	812, 170 Sudbury St	Condo	1	1	37	\$265K	\$255K
16 March, 2016	826W, 36 Lisgar St	Condo	1	1	34	\$260K	\$253K
	1211, 150 Sudbury St	Condo	2	2	22	\$499K	\$475K
19 March, 2016	49C Shirley St	Townhouse	2	2	2	\$829K	\$826K

Data

Month, Day, Year of Sold Date	Address1	Property Type	Bedrooms	Washrooms	Days on the Market	List Price	Sold Price
19 March, 2016	707 Dufferin St	Semi-Detached	3	2	8	\$699K	\$740K
20 March, 2016	44 Shirley St	Townhouse	4	2	4	\$779K	\$778K
	1611, 150 Sudbury St	Condo	2	2	6	\$500K	\$490K
22 March, 2016	419, 1169 Queen St	Condo	2	2	0	\$485K	\$481K
	819, 11 Peel Ave	Condo	2	2	8	\$420K	\$420K
23 March, 2016	509, 170 Sudbury St	Condo	2	1	7	\$345K	\$345K
26 March, 2016	107, 150 Sudbury St	Condo	1	1	18	\$349K	\$332K
	809, 150 Sudbury St	Condo	2	2	44	\$419K	\$414K
27 March, 2016	802, 36 Lisgar St	Condo	1	1	17	\$270K	\$265K
28 March, 2016	731E, 36 Lisgar St	Condo	1	1	48	\$255K	\$238K
	909E, 36 Lisgar St	Condo	1	1	18	\$280K	\$274K
29 March, 2016	387 Dovercourt Rd	Semi-Detached	3	4	67	\$1,100K	\$1,100K
	1003, 8 Dovercourt Rd	Condo	1	1	15	\$345K	\$345K
	1703, 150 Sudbury St	Condo	2	1	11	\$359K	\$338K
30 March, 2016	809E, 36 Lisgar St	Condo	2	1	22	\$299K	\$296K
3 April, 2016	909, 1171 Queen St W	Condo	2	2	18	\$500K	\$499K
4 April, 2016	505E, 36 Lisgar St	Condo	1	1	20	\$260K	\$253K
6 April, 2016	421, 1169 Queen St W	Condo	1	1	17	\$400K	\$399K
	701, 11 Peel Ave	Condo	2	2	23	\$483K	\$518K
	1803, 150 Sudbury St	Condo	2	1	35	\$358K	\$348K
7 April, 2016	1114, 150 Sudbury St	Condo	2	1	16	\$335K	\$335K
8 April, 2016	1461 Dundas St W	Other	3	3	16	\$1,089K	\$1,035K
10 April, 2016	611, 1171 Queen St	Condo	1	1	6	\$413K	\$413K
12 April, 2016	10 Stonehouse Cres	Detached	3	4	8	\$1,250K	\$1,500K
	321, 8 Dovercourt Rd, Toronto	Condo	1	1	22	\$340K	\$340K
	1011, 1171 Queen St, Toronto	Condo	2	1	8	\$440K	\$435K
13 April, 2016	7 Rusholme Park Cres	Semi-Detached	4	2	8	\$1,025K	\$1,151K
14 April, 2016	190 Lisgar St	Townhouse	3	3	8	\$799K	\$799K

Data

Month, Day, Year of Sold Date	Address1	Property Type	Bedrooms	Washrooms	Days on the Market	List Price	Sold Price
15 April, 2016	905, 150 Sudbury St	Condo	1	1	3	\$255K	\$260K
17 April, 2016	1106E, 36 Lisgar St	Condo	1	1	3	\$275K	\$274K
18 April, 2016	19 Shirley St	Detached	3	2	6	\$600K	\$801K
19 April, 2016	278 Brock Ave	Semi-Detached	2	2	0	\$599K	\$700K
20 April, 2016	902, 36 Lisgar St	Condo	2	2	6	\$310K	\$308K
21 April, 2016	12 Rusholme Rd	Semi-Detached	3	2	7	\$960K	\$1,125K
	13 Waterloo Ave	Detached	3	2	2	\$1,049K	\$1,170K
23 April, 2016	514, 170 Sudbury St	Condo	2	2	4	\$430K	\$433K
25 April, 2016	314, 8 Dovercourt Rd	Townhouse	2	3	7	\$719K	\$725K
	902E, 36 Lisgar St	Condo	2	1	13	\$399K	\$385K
27 April, 2016	30 Rusholme Rd	Detached	3	3	12	\$1,199K	\$1,405K
	Ph720, 1169 Queen St W	Condo	2	2	8	\$600K	\$630K
28 April, 2016	303, 8 Dovercourt Rd	Condo	1	1	1	\$390K	\$390K
29 April, 2016	308, 11 Peel Ave	Condo	2	2	42	\$475K	\$510K
	409, 8 Gladstone Ave	Condo	1	1	9	\$350K	\$340K
30 April, 2016	823, 11 Peel Ave	Condo	1	1	14	\$400K	\$400K
2 May, 2016	1916, 36 Lisgar St	Condo	2	2	107	\$315K	\$310K
3 May, 2016	222, 36 Lisgar St	Condo	1	2	21	\$365K	\$365K
4 May, 2016	1737 Dundas St W	Townhouse	4	2	13	\$759K	\$760K
5 May, 2016	66 Dovercourt Rd	Townhouse	5	2	25	\$1,100K	\$975K
	802, 1171 Queen St W	Condo	2	1	2	\$445K	\$460K
7 May, 2016	508, 170 Sudbury St	Condo	0	1	10	\$245K	\$240K
	609, 1171 Queen St W	Condo	2	2	3	\$549K	\$566K
	732, 68 Abell St	Condo	2	2	32	\$335K	\$330K
9 May, 2016	2111E, 36 Lisgar St	Condo	2	2	26	\$321K	\$319K
	Ph727, 1169 Queen St W	Condo	2	2	6	\$625K	\$625K
10 May, 2016	115 Sheridan Ave	Semi-Detached	4	3	8	\$750K	\$887K
11 May, 2016	163 Gladstone Ave	Semi-Detached	4	2	2	\$830K	\$998K

Data

Month, Day, Year of Sold Date	Address1	Property Type	Bedrooms	Washrooms	Days on the Market	List Price	Sold Price
12 May, 2016	596 Dufferin St	Semi-Detached	3	3	6	\$658K	\$788K
13 May, 2016	20 Collahie St	Townhouse	3	2	10	\$889K	\$865K
	603, 1169 Queen St W	Condo	1	1	4	\$389K	\$400K
	903, 150 Sudbury St	Condo	2	2	1	\$500K	\$575K
16 May, 2016	509, 1169 Queen St W	Condo	1	1	4	\$399K	\$406K
17 May, 2016	261 Lansdowne Ave	Townhouse	3	3	6	\$679K	\$883K
	914, 150 Sudbury St	Condo	2	1	8	\$350K	\$350K
18 May, 2016	13 Norfolk St	Townhouse	4	2	7	\$730K	\$759K
	311, 170 Sudbury St	Condo	2	2	9	\$400K	\$395K
	801, 1171 Queen St	Condo	1	1	2	\$370K	\$370K
	1223, 48 Abell St	Condo	2	2	83	\$395K	\$390K
	1512, 36 Lisgar St	Condo	2	2	37	\$339K	\$330K
20 May, 2016	606, 1205 Queen St W	Condo	2	1	7	\$480K	\$475K
	707, 1171 Queen St W	Condo	1	1	23	\$390K	\$390K
22 May, 2016	214, 8 Gladstone Ave	Condo	2	1	6	\$370K	\$375K
23 May, 2016	36 Frankish Ave	Semi-Detached	3	2	14	\$789K	\$750K
	201, 8 Gladstone Ave	Condo	2	2	5	\$500K	\$495K
26 May, 2016	21 Northcote Ave	Townhouse	4	2	2	\$1,149K	\$1,280K
28 May, 2016	516, 8 Gladstone Ave	Condo	2	2	10	\$460K	\$449K
	1807, 150 Sudbury St	Condo	1	1	4	\$375K	\$370K
30 May, 2016	624, 11 Peel Ave	Condo	3	3	108	\$800K	\$835K
31 May, 2016	9 Waterloo Ave	Detached	4	3	6	\$1,059K	\$1,140K
	1013, 150 Sudbury St	Condo	1	1	13	\$335K	\$328K
1 June, 2016	46 Afton Ave	Semi-Detached	3	1	6	\$800K	\$910K
2 June, 2016	1904, 150 Sudbury St	Condo	2	2	82	\$500K	\$490K
3 June, 2016	490 Dufferin St	Townhouse	2	2	22	\$649K	\$650K
	1809, 68 Abell St	Condo	2	2	126	\$439K	\$435K
4 June, 2016	712, 1171 Queen St W	Condo	1	1	2	\$435K	\$430K

Data

Month, Day, Year of Sold Date	Address1	Property Type	Bedrooms	Washrooms	Days on the Market	List Price	Sold Price
7 June, 2016	820E, 36 Lisgar St	Condo	1	1	61	\$250K	\$240K
	912, 1171 Queen St W	Condo	1	1	27	\$429K	\$425K
8 June, 2016	605E, 36 Lisgar St	Condo	1	1	20	\$270K	\$266K
9 June, 2016	17 Middleton St	Detached	4	2	9	\$850K	\$1,025K
	307, 2 Gladstone Ave	Condo	1	1	0	\$355K	\$350K
	705, 8 Dovercourt Rd	Condo	1	1	8	\$479K	\$486K
	705E, 36 Lisgar St	Condo	1	1	21	\$253K	\$249K
	732E, 36 Lisgar St	Condo	1	1	34	\$250K	\$250K
10 June, 2016	19 Heydon Park Rd	Detached	4	2	3	\$1,250K	\$1,375K
	417, 1169 Queen St W	Condo	1	1	52	\$499K	\$491K
	Lph02, 68 Abell St	Condo	2	2	107	\$420K	\$414K
	Th108, 1171 Queen St W	Townhouse	2	3	41	\$700K	\$675K
12 June, 2016	826, 11 Peel Ave	Condo	2	2	57	\$450K	\$485K
13 June, 2016	327 Brock Ave	Detached	3	2	10	\$829K	\$795K
	2211E, 36 Lisgar St	Condo	2	2	1	\$375K	\$355K
15 June, 2016	484 Dufferin St	Semi-Detached	3	2	9	\$730K	\$750K
	908, 150 Sudbury St	Condo	2	1	16	\$350K	\$350K
	919, 11 Peel Ave	Condo	2	2	11	\$422K	\$457K
	1705, 150 Sudbury St	Condo	1	1	41	\$289K	\$275K
16 June, 2016	65 Rusholme Park Cres	Semi-Detached	3	4	9	\$980K	\$980K
	306, 36 Lisgar St	Condo	2	1	70	\$300K	\$293K
	615, 1169 Queen St W	Condo	2	2	2	\$539K	\$567K
18 June, 2016	1014, 11 Peel Ave	Condo	1	1	1	\$413K	\$413K
19 June, 2016	519, 1169 Queen St	Condo	2	2	10	\$483K	\$480K
	1911, 36 Lisgar St	Condo	2	2	60	\$329K	\$319K
20 June, 2016	11 Foxley St	Semi-Detached	4	2	27	\$1,015K	\$1,000K
	25 Rusholme Dr	Detached	3	3	6	\$999K	\$1,255K
	123 Lisgar St	Semi-Detached	4	4	11	\$999K	\$1,121K

Data

Month, Day, Year of Sold Date	Address1	Property Type	Bedrooms	Washrooms	Days on the Market	List Price	Sold Price
20 June, 2016	1608E, 36 Lisgar St	Condo	1	1	40	\$315K	\$310K
21 June, 2016	1013, 11 Peel Ave	Condo	1	1	4	\$339K	\$374K
22 June, 2016	2 Parr St	Semi-Detached	5	3	7	\$840K	\$1,031K
23 June, 2016	403, 1171 Queen St W	Condo	1	1	38	\$316K	\$308K
	1903W, 36 Lisgar St	Condo	2	2	22	\$328K	\$328K
24 June, 2016	911, 8 Dovercourt Rd	Condo	2	2	2	\$500K	\$515K
28 June, 2016	26 St Clarens Ave	Townhouse	3	4	9	\$699K	\$855K
29 June, 2016	1117, 68 Abel St	Condo	2	2	131	\$354K	\$350K
30 June, 2016	40 Beaconsfield Ave	Semi-Detached	6	6	7	\$1,490K	\$1,700K
	709E, 36 Lisgar St	Condo	2	1	35	\$298K	\$295K
	1902, 68 Abell St	Condo	2	2	35	\$425K	\$418K
1 July, 2016	206, 8 Dovercourt Rd	Condo	2	2	8	\$600K	\$580K
3 July, 2016	830, 150 Sudbury St	Condo	2	2	4	\$355K	\$345K
4 July, 2016	803, 8 Dovercourt Rd	Condo	1	1	21	\$380K	\$377K
	805E, 36 Lisgar St	Condo	1	1	48	\$250K	\$243K
7 July, 2016	911, 150 Sudbury St	Condo	1	1	49	\$339K	\$334K
	1705W, 36 Lisgar St	Condo	2	2	16	\$335K	\$328K
	1815E, 36 Lisgar St	Condo	2	2	17	\$349K	\$340K
	Lp09, 48 Abell St	Condo	2	2	154	\$450K	\$440K
9 July, 2016	410, 150 Sudbury St	Condo	0	1	24	\$214K	\$200K
	1905W, 36 Lisgar St	Condo	2	2	18	\$310K	\$303K
13 July, 2016	4 Stonehouse Cres	Semi-Detached	5	3	7	\$1,000K	\$1,230K
	811, 11 Peel Ave	Condo	2	2	9	\$399K	\$410K
14 July, 2016	601 E, 36 Lisgar St	Condo	1	1	24	\$244K	\$245K
15 July, 2016	217, 8 Dovercourt Rd	Condo	1	1	24	\$350K	\$348K
	1108, 1171 Queen St W	Condo	1	1	15	\$369K	\$369K
16 July, 2016	315, 36 Lisgar St	Condo	2	1	102	\$300K	\$292K
18 July, 2016	618E, 36 Lisgar St	Condo	2	1	23	\$300K	\$300K

Data

Month, Day, Year of Sold Date	Address1	Property Type	Bedrooms	Washrooms	Days on the Market	List Price	Sold Price
19 July, 2016	45 Northcote Ave	Semi-Detached	6	4	13	\$1,035K	\$1,340K
	609E, 36 Lisgar St	Condo	2	1	14	\$330K	\$325K
20 July, 2016	314 Dovercourt Rd	Semi-Detached	3	3	12	\$1,000K	\$990K
	326, 1169 Queen St W	Condo	1	1	33	\$360K	\$350K
21 July, 2016	830, 36 Lisgar St	Condo	1	1	101	\$259K	\$255K
22 July, 2016	501E, 36 Lisgar St	Condo	1	1	22	\$248K	\$238K
	611, 8 Gladstone Ave	Condo	2	1	18	\$400K	\$412K
	1717E, 36 Lisgar St	Condo	2	2	17	\$350K	\$350K
25 July, 2016	613, 8 Gladstone Ave	Condo	1	1	0	\$310K	\$310K
26 July, 2016	1597 Dundas St W	Other	4	4	43	\$1,100K	\$1,187K
27 July, 2016	714, 150 Sudbury St	Condo	1	1	13	\$310K	\$309K
29 July, 2016	39 Rusholme Dr	Semi-Detached	3	2	15	\$1,085K	\$1,035K
	622, 150 Sudbury St	Condo	2	1	22	\$355K	\$355K
30 July, 2016	1601, 1171 Queen St W	Condo	1	1	2	\$399K	\$401K
2 August, 2016	58 Gladstone Ave	Townhouse	3	2	77	\$978K	\$913K
4 August, 2016	38 Beaconsfield Ave	Semi-Detached	5	4	24	\$2,149K	\$2,096K
	2203E, 36 Lisgar St	Condo	2	2	5	\$316K	\$310K
7 August, 2016	18 Afton Ave	Townhouse	3	2	5	\$800K	\$837K
	825, 36 Lisgar St	Condo	1	1	13	\$240K	\$238K
8 August, 2016	502, 170 Sudbury St	Condo	1	1	13	\$275K	\$273K
	1815, 150 Sudbury St	Condo	2	1	2	\$330K	\$336K
10 August, 2016	128 Northcote Ave	Detached	3	2	20	\$1,059K	\$1,059K
	309, 36 Lisgar St	Condo	2	1	45	\$300K	\$293K
	328, 1169 Queen St W	Condo	1	1	93	\$356K	\$356K
	630, 36 Lisgar St	Condo	1	1	1	\$275K	\$270K
	930, 68 Abell St	Condo	2	2	37	\$495K	\$493K
	1621-E, 36 Lisgar St	Condo	1	1	75	\$320K	\$310K
	1808, 1171 Queen St W	Condo	1	1	44	\$398K	\$390K

Data

Month, Day, Year of Sold Date	Address1	Property Type	Bedrooms	Washrooms	Days on the Market	List Price	Sold Price
11 August, 2016	1811W, 36 Lisgar St	Condo	2	2	2	\$310K	\$312K
12 August, 2016	74 Gladstone Ave	Townhouse	4	2	4	\$900K	\$1,010K
	1002, 68 Abell St	Condo	1	1	26	\$290K	\$285K
15 August, 2016	551 Dufferin St	Detached	3	3	34	\$949K	\$935K
	1109E, 36 Lisgar St	Condo	1	1	55	\$279K	\$270K
16 August, 2016	515E, 36 Lisgar St	Condo	2	1	15	\$306K	\$300K
18 August, 2016	169 Beaconsfield Ave	Townhouse	3	2	1	\$929K	\$922K
	1602E, 36 Lisgar St	Condo	2	2	42	\$460K	\$432K
19 August, 2016	803, 11 Peel Ave	Condo	1	1	29	\$369K	\$365K
23 August, 2016	610, 1169 Queen St W	Condo	1	1	19	\$418K	\$420K
	1118, 68 Abell St	Condo	2	2	36	\$369K	\$357K
26 August, 2016	723, 68 Abell St	Condo	1	1	25	\$255K	\$248K
	917, 68 Abell St	Condo	2	2	10	\$400K	\$385K
30 August, 2016	1901, 20 Minowan Miikan Lane	Condo	1	1	11	\$419K	\$418K
31 August, 2016	503, 8 Gladstone Ave	Condo	2	2	8	\$600K	\$592K
	911E, 36 Lisgar St	Condo	1	1	49	\$300K	\$300K
	1513, 150 Sudbury St	Condo	1	1	9	\$359K	\$370K
2 September, 2016	1020, 68 Abell St	Condo	2	2	55	\$429K	\$415K
6 September, 2016	701, 170 Sudbury St	Condo	1	1	40	\$255K	\$248K
9 September, 2016	302, 1171 Queen St	Condo	2	1	8	\$480K	\$480K
11 September, 2016	64 Dovercourt Rd	Other	3	4	68	\$1,949K	\$1,850K
12 September, 2016	216 Dovercourt Rd	Detached	5	3	5	\$1,099K	\$1,450K
	739, 68 Abell St	Condo	1	1	88	\$256K	\$247K
13 September, 2016	101 Sheridan Ave	Semi-Detached	6	3	5	\$999K	\$1,070K
	2005, 68 Abell St	Condo	2	2	52	\$369K	\$408K
14 September, 2016	282 Gladstone Ave	Detached	5	3	8	\$1,100K	\$1,352K
	2002, 150 Sudbury St	Condo	1	1	1	\$350K	\$370K
15 September, 2016	109, 150 Sudbury St	Condo	1	1	2	\$319K	\$331K

Data

Month, Day, Year of Sold Date	Address1	Property Type	Bedrooms	Washrooms	Days on the Market	List Price	Sold Price
16 September, 2016	628, 36 Lisgar St	Condo	1	1	53	\$279K	\$275K
17 September, 2016	709, 20 Minowan Miikan Lane	Townhouse	1	1	19	\$338K	\$333K
18 September, 2016	710E, 36 Lisgar St	Condo	2	1	97	\$295K	\$290K
19 September, 2016	701E, 36 Lisgar St	Condo	1	1	5	\$265K	\$269K
20 September, 2016	69 Florence St	Detached	5	2	7	\$890K	\$1,035K
21 September, 2016	1005, 68 Abell St	Condo	2	2	78	\$429K	\$400K
22 September, 2016	189 Argyle St	Detached	4	4	2	\$1,898K	\$2,200K
	409, 2 Gladstone Ave	Condo	2	2	1	\$740K	\$740K
	708E, 36 Lisgar St	Condo	2	1	24	\$308K	\$295K
25 September, 2016	53 Rusholme Park Cres	Semi-Detached	5	3	13	\$1,000K	\$1,003K
26 September, 2016	2 Bank St	Semi-Detached	3	2	5	\$829K	\$889K
28 September, 2016	18 Macklem Ave	Semi-Detached	3	2	15	\$699K	\$699K
	127 Lisgar St	Detached	3	2	9	\$1,198K	\$1,551K
	405, 1169 Queen St W	Condo	2	1	16	\$480K	\$476K
	606, 1171 Queen St W	Condo	1	1	20	\$400K	\$395K
29 September, 2016	727E, 36 Lisgar St	Condo	1	1	22	\$240K	\$242K
30 September, 2016	1104, 1171 Queen St W	Condo	2	1	2	\$475K	\$580K
1 October, 2016	1805, 11 Peel Ave	Condo	1	1	38	\$369K	\$363K
4 October, 2016	Ph17E, 36 Lisgar St	Condo	2	2	6	\$360K	\$352K
5 October, 2016	1007, 36 Lisgar St	Condo	2	2	54	\$365K	\$360K
	1409, 1171 Queen St W	Condo	2	2	1	\$565K	\$600K
6 October, 2016	203, 183 Dovercourt Rd	Condo	1	1	4	\$400K	\$481K
	305, 8 Dovercourt Rd	Condo	1	1	14	\$490K	\$492K
	510E, 36 Lisgar St	Condo	2	1	49	\$295K	\$291K
	816, 30 Minowan Miikan Lane	Condo	2	2	6	\$490K	\$500K
	1817, 150 Sudbury St	Condo	2	2	1	\$365K	\$371K
7 October, 2016	1908W, 36 Lisgar St	Condo	1	1	22	\$300K	\$280K
11 October, 2016	11 Federal St	Semi-Detached	5	4	9	\$899K	\$969K

Data

Month, Day, Year of Sold Date	Address1	Property Type	Bedrooms	Washrooms	Days on the Market	List Price	Sold Price
11 October, 2016	1718E, 36 Lisgar St	Condo	2	2	4	\$360K	\$365K
12 October, 2016	522, 1169 Queen St W	Condo	2	2	36	\$569K	\$552K
13 October, 2016	122 Northcote Ave	Semi-Detached	3	3	7	\$1,100K	\$1,150K
	215W, 36 Lisgar St	Condo	2	1	36	\$290K	\$285K
	1617, 36 Lisgar St	Condo	2	2	66	\$338K	\$330K
14 October, 2016	408, 1169 Queen St W	Condo	1	1	12	\$440K	\$426K
16 October, 2016	1313, 1171 Queen St W	Condo	1	1	3	\$409K	\$413K
17 October, 2016	16, 1636 Dundas St W	Condo	1	1	45	\$500K	\$468K
18 October, 2016	57 Lakeview Ave	Semi-Detached	4	2	6	\$1,398K	\$1,420K
19 October, 2016	124 Northcote Ave W	Semi-Detached	3	3	8	\$1,099K	\$1,189K
21 October, 2016	97 Gladstone Ave	Detached	5	3	3	\$1,299K	\$1,300K
	601, 1169 Queen St W	Condo	1	1	4	\$350K	\$350K
	701, 20 Gladstone Ave	Condo	1	1	1	\$380K	\$380K
22 October, 2016	10, 1636 Dundas St W	Condo	1	1	5	\$470K	\$463K
24 October, 2016	606 Dufferin St	Semi-Detached	3	2	7	\$650K	\$835K
27 October, 2016	307, 8 Gladstone Ave	Condo	1	1	1	\$360K	\$365K
30 October, 2016	500 Dufferin St	Townhouse	3	2	11	\$399K	\$550K
1 November, 2016	115 Northcote Ave	Semi-Detached	4	2	7	\$1,129K	\$1,368K
	1719E, 36 Lisgar St	Condo	2	2	8	\$367K	\$375K
2 November, 2016	403, 1205 Queen St W	Condo	2	2	8	\$618K	\$615K
3 November, 2016	1101, 1171 Queen St W	Condo	1	1	3	\$409K	\$416K
	1212, 1171 Queen St W	Condo	1	1	1	\$400K	\$420K
4 November, 2016	Ph 801, 2 Gladstone Ave	Condo	2	1	21	\$515K	\$515K
5 November, 2016	208, 8 Dovercourt Rd	Condo	1	1	3	\$355K	\$355K
	808, 1171 Queen St W	Condo	1	1	21	\$409K	\$404K
6 November, 2016	Ph10, 36 Lisgar St	Condo	2	2	26	\$370K	\$365K
7 November, 2016	26 Afton Ave	Townhouse	2	1	5	\$799K	\$875K
	305W, 36 Lisgar St	Condo	2	1	3	\$300K	\$300K

Data

Month, Day, Year of Sold Date	Address1	Property Type	Bedrooms	Washrooms	Days on the Market	List Price	Sold Price
8 November, 2016	2006E, 36 Lisgar St	Condo	2	2	83	\$326K	\$320K
9 November, 2016	25 Mechanic Ave	Semi-Detached	3	2	1	\$769K	\$780K
	141 Gladstone Ave	Semi-Detached	3	2	8	\$789K	\$943K
	506, 2 Gladstone Ave	Condo	2	2	12	\$769K	\$766K
12 November, 2016	247 Lisgar St	Semi-Detached	4	3	2	\$950K	\$1,139K
14 November, 2016	68 Abell St	Other		0	111	\$30K	\$25K
	1003E, 36 Lisgar St	Condo	1	1	47	\$329K	\$329K
15 November, 2016	619, 150 Sudbury St	Condo	2	1	3	\$345K	\$340K
	703, 1171 Queen St W	Condo	1	1	0	\$310K	\$305K
16 November, 2016	620, 150 Sudbury St	Condo	2	1	0	\$340K	\$340K
17 November, 2016	1302, 20 Minowan Miikan Lane Ave	Condo	2	1	21	\$490K	\$483K
18 November, 2016	408, 150 Sudbury St	Condo	1	1	23	\$295K	\$297K
21 November, 2016	609, 1169 Queen St W	Condo	1	1	7	\$369K	\$360K
	821, 150 Sudbury St	Condo	2	2	21	\$350K	\$355K
22 November, 2016	333, 68 Abell St	Condo	1	1	7	\$240K	\$240K
	821, 68 Abell St	Condo	1	1	21	\$315K	\$315K
	1004, 150 Sudbury St	Condo	2	2	28	\$485K	\$494K
23 November, 2016	157 Argyle St	Townhouse	3	3	7	\$899K	\$985K
24 November, 2016	602W, 36 Lisgar St	Condo	1	1	20	\$260K	\$255K
	630, 150 Sudbury St	Condo	2	2	13	\$350K	\$357K
25 November, 2016	80 Dovercourt Rd	Semi-Detached	4	3	112	\$1,369K	\$1,280K
28 November, 2016	4 Mechanic Ave	Semi-Detached	3	1	5	\$600K	\$665K
	1706, 36 Lisgar St	Condo	2	2	3	\$330K	\$335K
29 November, 2016	197 Argyle St	Semi-Detached	3	3	7	\$1,890K	\$2,165K
30 November, 2016	169 Sheridan Ave	Townhouse	2	1	7	\$600K	\$729K
	331 Brock Ave	Semi-Detached	5	4	28	\$1,289K	\$1,247K
1 December, 2016	1705E, 36 Lisgar St	Condo	2	2	49	\$326K	\$321K
	1708E, 36 Lisgar St	Condo	1	2	51	\$300K	\$280K

Data

Month, Day, Year of Sold Date	Address1	Property Type	Bedrooms	Washrooms	Days on the Market	List Price	Sold Price
2 December, 2016	2018E, 36 Lisgar St E	Condo	2	2	46	\$380K	\$380K
4 December, 2016	208W, 36 Lisgar St	Condo	2	1	30	\$290K	\$307K
5 December, 2016	1201W, 36 Lisgar St	Condo	1	1	0	\$254K	\$253K
6 December, 2016	822W, 36 Lisgar St	Condo	1	1	25	\$249K	\$243K
	1602, 150 Sudbury St	Condo	1	1	1	\$360K	\$380K
12 December, 2016	113 Sheridan Ave	Semi-Detached	3	2	7	\$999K	\$1,274K
	149 Brock Ave	Semi-Detached	4	2	11	\$678K	\$761K
	1608, 36 Lisgar St	Condo	2	2	5	\$359K	\$390K
15 December, 2016	1215, 20 Joe Shuster Way	Condo	2	1	0	\$335K	\$340K
19 December, 2016	2112E, 36 Lisgar St	Condo	2	2	24	\$355K	\$356K
21 December, 2016	213, 170 Sudbury St	Condo	1	1	9	\$276K	\$275K
28 December, 2016	114 Lisgar St	Townhouse	4	2	36	\$950K	\$940K
29 December, 2016	671 Dufferin St	Semi-Detached	5	5	141	\$1,500K	\$1,398K
	1110E, 36 Lisgar St	Condo	2	2	28	\$397K	\$387K
31 December, 2016	101, 150 Sudbury St	Condo	1	2	4	\$420K	\$461K
3 January, 2017	1701E, 36 Lisgar St	Condo	1	1	82	\$280K	\$265K
	1721E, 36 Lisgar St	Condo	1	1	27	\$310K	\$301K
4 January, 2017	903, 8 Dovercourt Rd	Condo	1	1	42	\$400K	\$385K
6 January, 2017	116 Lisgar St	Townhouse	3	2	49	\$958K	\$950K
8 January, 2017	524, 150 Sudbury St	Condo	2	2	119	\$419K	\$410K
10 January, 2017	64 Hickson St	Semi-Detached	3	1	91	\$649K	\$740K
13 January, 2017	32, 36 Rusholme Park Cres	Townhouse	2	2	53	\$699K	\$690K
16 January, 2017	426, 1169 Queen St W	Condo	1	1	7	\$449K	\$486K
23 January, 2017	624, 150 Sudbury St	Condo	2	2	4	\$519K	\$539K
24 January, 2017	505, 150 Sudbury St	Condo	2	1	1	\$355K	\$400K
27 January, 2017	7 Mackenzie Cres	Detached	4	3	4	\$1,599K	\$1,921K
30 January, 2017	514, 1169 Queen St W	Condo	1	1	5	\$475K	\$526K
31 January, 2017	28 Afton Ave	Townhouse	2	1	7	\$900K	\$975K

Data

Month, Day, Year of Sold Date	Address1	Property Type	Bedrooms	Washrooms	Days on the Market	List Price	Sold Price
1 February, 2017	309, 20 Gladstone Ave	Condo	2	2	18	\$510K	\$525K
3 February, 2017	816, 150 Sudbury St	Condo	1	1	4	\$400K	\$425K
4 February, 2017	1618E, 36 Lisgar St	Condo	1	1	3	\$350K	\$350K
13 February, 2017	634, 20 Minowan Miikan Lane	Condo	1	1	4	\$400K	\$435K
15 February, 2017	40 Beaconsfield Ave	Semi-Detached	4	6	11	\$2,450K	\$2,400K
	52 Rusholme Rd	Detached	2	3	7	\$999K	\$1,310K
	55 Afton Ave	Detached	2	4	7	\$1,698K	\$1,650K
18 February, 2017	24 Coolmine Rd	Semi-Detached	3	3	10	\$1,189K	\$1,100K
21 February, 2017	31 Alma Ave	Townhouse	5	4	15	\$799K	\$1,200K
	204, 8 Dovercourt Rd	Condo	1	1	5	\$390K	\$482K
	728, 36 Lisgar St	Condo	1	1	7	\$300K	\$301K
22 February, 2017	523, 20 Minowan Miikan Lane	Condo	2	2	16	\$479K	\$540K
24 February, 2017	15 Rusholme Rd	Semi-Detached	4	3	18	\$1,049K	\$1,150K
25 February, 2017	223 Lisgar St	Semi-Detached	4	3	2	\$750K	\$1,328K
26 February, 2017	34 Collahie St	Townhouse	3	1	9	\$800K	\$976K
27 February, 2017	2010E, 36 Lisgar St	Condo	2	2	6	\$395K	\$395K
28 February, 2017	106, 150 Sudbury St	Condo	1	1	6	\$327K	\$370K
	297 Brock Ave	Townhouse	3	4	34	\$1,150K	\$1,050K
1 March, 2017	507, 1171 Queen St W	Condo	1	1	7	\$419K	\$493K
2 March, 2017	206, 2 Gladstone Ave	Condo	1	1	1	\$390K	\$455K
3 March, 2017	702E, 36 Lisgar St	Condo	1	1	4	\$299K	\$306K
	801, 36 Lisgar St	Condo	1	1	56	\$318K	\$335K
4 March, 2017	185 Gladstone Ave	Townhouse	3	2	1	\$800K	\$1,009K
5 March, 2017	402, 170 Sudbury St	Condo	2	1	6	\$308K	\$364K
6 March, 2017	1082 College St	Semi-Detached	5	3	11	\$999K	\$1,261K
	1506E, 36 Lisgar St	Condo	1	1	32	\$360K	\$360K
	1806E, 36 Lisgar St	Condo	2	2	27	\$359K	\$375K
8 March, 2017	413, 8 Gladstone Ave	Condo	1	1	2	\$390K	\$435K

Data

Month, Day, Year of Sold Date	Address1	Property Type	Bedrooms	Washrooms	Days on the Market	List Price	Sold Price
10 March, 2017	213, 170 Sudbury St	Condo	1	1	2	\$325K	\$325K
13 March, 2017	1276 Dundas St W	Other	0	0	23	\$85K	\$78K
15 March, 2017	1720E, 36 Lisgar St	Condo	1	1	2	\$350K	\$420K
17 March, 2017	729, 20 Minowan Miikan Lane	Condo	1	1	1	\$370K	\$402K
20 March, 2017	1208W, 36 Lisgar St	Condo	2	2	5	\$415K	\$420K
21 March, 2017	217, 20 Minowan Miikan Lane	Condo	2	1	7	\$425K	\$520K
22 March, 2017	584 Dufferin St	Semi-Detached	3	2	8	\$899K	\$999K
	1922E, 36 Lisgar St	Condo	1	1	5	\$329K	\$395K
23 March, 2017	1501, 36 Lisgar St	Condo	1	1	9	\$323K	\$330K
24 March, 2017	1708, 150 Sudbury St	Condo	2	2	4	\$450K	\$470K
27 March, 2017	16 Alma Ave	Townhouse	3	4	5	\$1,749K	\$1,950K
	313, 1169 Queen St W	Condo	1	1	0	\$439K	\$488K
	427, 20 Minowan Miikan Lane Lane	Condo	2	1	7	\$469K	\$560K
	708, 1169 Queen St W	Condo	1	1	5	\$525K	\$551K
	W710, 36 Lisgar St	Condo	2	1	16	\$346K	\$369K
28 March, 2017	8 Cross St	Detached	3	2	7	\$1,488K	\$1,512K
	1113, 1171 Queen St W	Condo	1	1	7	\$370K	\$491K
	1704, 1171 Queen St W	Condo	2	1	7	\$500K	\$680K
29 March, 2017	Lph03E, 36 Lisgar St	Condo	2	2	9	\$369K	\$441K
31 March, 2017	5 Federal St	Semi-Detached	4	3	22	\$888K	\$850K
	28 Macklem Ave	Semi-Detached	3	2	12	\$800K	\$905K
	906, 150 Sudbury St	Condo	1	1	9	\$389K	\$380K
3 April, 2017	810E, 36 Lisgar St	Condo	2	1	6	\$358K	\$353K
	1107, 20 Minowan Miikan Lane Ave	Condo	2	1	11	\$425K	\$511K
4 April, 2017	105, 15 Peel Ave E	Townhouse	3	3	8	\$839K	\$980K
	504, 1171 Queen St W	Condo	2	1	7	\$480K	\$611K
	1309, 20 Minowan Miikan Lane	Condo	1	1	13	\$390K	\$425K
6 April, 2017	510, 150 Sudbury St	Condo	1	1	10	\$329K	\$370K

Data

Month, Day, Year of Sold Date	Address1	Property Type	Bedrooms	Washrooms	Days on the Market	List Price	Sold Price
6 April, 2017	1406, 20 Minowan Miikan Lane, Toronto	Condo	2	1	2	\$375K	\$408K
	S215, 1171 Queen St W	Condo	1	1	3	\$350K	\$436K
10 April, 2017	56 Shirley St	Townhouse	3	2	3	\$650K	\$800K
11 April, 2017	17 Lakeview Ave	Semi-Detached	3	2	8	\$1,000K	\$1,565K
	260 Lisgar St	Detached	6	2	6	\$1,289K	\$1,822K
12 April, 2017	16 Mackenzie Cres	Detached	5	2	8	\$1,150K	\$1,150K
	812, 150 Sudbury St	Condo	1	1	7	\$300K	\$395K
18 April, 2017	301, 36 Lisgar St	Condo	1	1	12	\$339K	\$335K
	502, 20 Minowan Miikan Lane	Condo	2	2	8	\$549K	\$625K
	Ph01, 1171 Queen St W	Condo	2	2	7	\$1,250K	\$1,229K
19 April, 2017	31 Gordon St	Townhouse	2	2	7	\$879K	\$1,001K
21 April, 2017	1203, 20 Minowan Miikan Lane	Condo	2	2	1	\$590K	\$701K
	1209E, 36 Lisgar St	Condo	1	1	12	\$349K	\$375K
23 April, 2017	721, 150 Sudbury St	Condo	2	2	5	\$399K	\$460K
24 April, 2017	417, 150 Sudbury St	Condo	2	1	6	\$350K	\$453K
	907, 150 Sudbury St	Condo	1	2	3	\$450K	\$455K
25 April, 2017	236, 68 Abell St	Condo	1	1	13	\$339K	\$335K
	1201, 150 Sudbury St	Condo	1	1	7	\$350K	\$431K
	1448 Dundas St W	Other	3	2	4	\$1,045K	\$1,200K
	Locker, 36 Lisgar St	Other		0	34	\$3K	\$3K
26 April, 2017	10 Delaney Cres	Semi-Detached	2	2	8	\$799K	\$980K
29 April, 2017	2 St Clarens Ave	Detached	3	3	24	\$1,000K	\$960K
1 May, 2017	2105, 20 Minowan Miikan Lane	Condo	2	1	5	\$440K	\$560K
2 May, 2017	58 Lakeview Ave	Semi-Detached	4	3	7	\$1,849K	\$2,055K
	1704, 150 Sudbury St	Condo	2	2	5	\$446K	\$546K
3 May, 2017	278A Brock Ave	Townhouse	2	2	12	\$699K	\$729K
	1709, 36 Lisgar St S	Condo	2	2	16	\$416K	\$410K
4 May, 2017	1404, 1171 Queen St	Condo	2	1	2	\$660K	\$691K

Data

Month, Day, Year of Sold Date	Address1	Property Type	Bedrooms	Washrooms	Days on the Market	List Price	Sold Price
5 May, 2017	1907, 150 Sudbury St	Condo	1	1	2	\$400K	\$450K
6 May, 2017	808, 150 Sudbury St	Condo	1	2	2	\$445K	\$515K
8 May, 2017	202, 36 Lisgar St	Condo	2	1	14	\$359K	\$375K
	211, 36 Lisgar St	Condo	2	1	19	\$379K	\$368K
9 May, 2017	22, 284 Brock Ave	Townhouse	2	3	8	\$800K	\$880K
	74 Rusholme Rd	Semi-Detached	5	2	7	\$950K	\$1,274K
	120 St. Clarens Ave	Semi-Detached	2	3	6	\$850K	\$984K
10 May, 2017	14, 1636 Dundas St W	Condo	1	2	2	\$599K	\$635K
	1806, 1171 Queen St W	Condo	1	1	6	\$399K	\$496K
11 May, 2017	404, 1169 Queen St	Condo	2	2	8	\$499K	\$620K
	607, 170 Sudbury St	Condo	1	1	10	\$330K	\$330K
12 May, 2017	32 Frankish Ave	Detached	7	4	8	\$1,188K	\$1,430K
	705E, 36 Lisgar St	Condo	1	1	16	\$319K	\$300K
	706E, 36 Lisgar St	Condo	1	1	7	\$299K	\$300K
13 May, 2017	1708, 20 Minowan Miikan Lane	Condo	1	1	5	\$569K	\$540K
15 May, 2017	501, 8 Gladstone Ave	Condo	1	1	14	\$479K	\$475K
	606E, 36 Lisgar St	Condo	1	1	17	\$319K	\$300K
16 May, 2017	702, 1171 Queen St W	Condo	2	1	6	\$489K	\$603K
	Th106, 1171 Queen St W	Townhouse	2	3	9	\$779K	\$760K
17 May, 2017	292 Gladstone Ave	Semi-Detached	5	3	16	\$1,099K	\$1,071K
	703, 2 Gladstone Ave	Condo	1	1	7	\$469K	\$550K
	1111, 20 Minowan Miikan Lane	Condo	2	2	1	\$589K	\$600K
18 May, 2017	69 Northcote Ave	Detached	3	4	9	\$1,489K	\$1,851K
	205, 36 Lisgar St	Condo	2	1	22	\$389K	\$390K
	Th-29, 39 Florence St	Townhouse	3	3	10	\$998K	\$998K
19 May, 2017	35 Margueretta St	Semi-Detached	3	2	7	\$799K	\$887K
	65 Beaconsfield Ave	Townhouse	3	2	10	\$999K	\$940K
	810E, 36 Lisgar St	Condo	2	1	11	\$339K	\$347K

Data

Month, Day, Year of Sold Date	Address1	Property Type	Bedrooms	Washrooms	Days on the Market	List Price	Sold Price
21 May, 2017	Ph08 W, 36 Lisgar St W	Condo	2	2	24	\$410K	\$410K
22 May, 2017	221, 20 Minowan Miiikan Lane Ave	Condo	2	2	11	\$549K	\$530K
	575 Dufferin St	Townhouse	4	3	14	\$789K	\$825K
23 May, 2017	1309, 150 Sudbury St	Condo	2	1	27	\$409K	\$430K
26 May, 2017	147 Lisgar St	Semi-Detached	4	5	2	\$1,699K	\$2,100K
28 May, 2017	53 Delaney Cres	Townhouse	2	3	18	\$749K	\$749K
29 May, 2017	302 Dovercourt Rd	Townhouse	3	3	18	\$1,058K	\$1,000K
30 May, 2017	512, 1169 Queen St W	Condo	1	1	6	\$469K	\$546K
31 May, 2017	1341 Dundas St W	Detached	3	5	8	\$1,499K	\$2,100K
2 June, 2017	25, 36 Rusholme Park Cres	Townhouse	3	3	4	\$1,059K	\$1,150K
	315, 20 Gladstone Ave	Condo	2	1	8	\$550K	\$550K
4 June, 2017	828, 36 Lisgar St	Condo	1	1	2	\$303K	\$295K
6 June, 2017	807, 150 Sudbury St	Condo	1	1	11	\$258K	\$285K
7 June, 2017	168 Gladstone Ave	Detached	3	7	30	\$1,400K	\$1,420K
9 June, 2017	509, 1171 Queen St W	Condo	2	2	4	\$665K	\$665K
11 June, 2017	310, 1169 Queen St W	Condo	1	1	4	\$400K	\$510K
	2122E, 36 Lisgar St	Condo	1	1	13	\$349K	\$349K
13 June, 2017	283 Lansdowne Ave	Townhouse	3	2	7	\$790K	\$929K
15 June, 2017	98 Gladstone Ave	Semi-Detached	4	3	16	\$1,499K	\$1,470K
	603, 170 Sudbury St	Condo	1	1	13	\$340K	\$339K
16 June, 2017	508, 150 Sudbury St	Condo	1	1	10	\$329K	\$339K
19 June, 2017	815, 170 Sudbury St	Condo	2	2	10	\$359K	\$490K
20 June, 2017	133 Beaconsfield Ave	Townhouse	3	2	8	\$1,499K	\$1,605K
	411, 170 Sudbury St	Condo	2	2	11	\$420K	\$425K
21 June, 2017	414, 170 Sudbury St	Condo	2	2	56	\$429K	\$420K
	831E, 36 Lisgar St	Condo	1	1	26	\$329K	\$319K
	1416, 150 Sudbury St	Condo	2	1	16	\$450K	\$460K
23 June, 2017	504, 150 Sudbury St	Condo	2	1	1	\$440K	\$460K

Data

Month, Day, Year of Sold Date	Address1	Property Type	Bedrooms	Washrooms	Days on the Market	List Price	Sold Price
23 June, 2017	1216, 150 Sudbury St	Condo	2	1	7	\$341K	\$365K
	1489 Dundas St W	Other	7	4	3	\$1,699K	\$1,650K
26 June, 2017	24 Afton Ave	Townhouse	3	2	6	\$899K	\$1,000K
	725, 20 Minowan Miikan Lane	Condo	2	2	18	\$590K	\$585K
28 June, 2017	507, 170 Sudbury St	Condo	2	1	23	\$345K	\$360K
30 June, 2017	304, 8 Gladstone Ave	Condo	2	2	2	\$715K	\$705K
1 July, 2017	519, 36 Lisgar St	Condo	2	1	9	\$389K	\$418K
4 July, 2017	1707E, 36 Lisgar St	Condo	2	2	33	\$388K	\$402K
5 July, 2017	518, 150 Sudbury St	Condo	1	1	14	\$430K	\$435K
	820, 20 Minowan Miikan Lane	Condo	1	1	32	\$445K	\$440K
	Ph04, 1171 Queen St W	Condo	2	2	8	\$855K	\$830K
7 July, 2017	608E, 36 Lisgar St	Condo	2	1	39	\$360K	\$360K
	818, 150 Sudbury St	Condo	1	1	3	\$399K	\$400K
12 July, 2017	405, 2 Gladstone Ave	Condo	2	1	7	\$499K	\$515K
	530, 150 Sudbury St	Condo	2	2	13	\$500K	\$490K
17 July, 2017	320, 1169 Queen St W	Condo	1	1	6	\$529K	\$592K
	1121 College St	Townhouse	2	3	6	\$799K	\$871K
	1611E, 36 Lisgar St	Condo	1	1	26	\$350K	\$340K
20 July, 2017	303, 20 Minowan Miikan Lane	Condo	1	1	43	\$400K	\$383K
	808, 36 Lisgar St	Condo	2	1	7	\$360K	\$362K
	822, 68 Abell St	Condo	2	2	49	\$469K	\$430K
	1410, 1171 Queen St W	Condo	2	2	2	\$685K	\$701K
21 July, 2017	5, 1636 Dundas St W	Condo	1	1	3	\$619K	\$619K
25 July, 2017	323, 1169 Queen St W	Condo	1	1	4	\$449K	\$485K
	415, 150 Sudbury St	Condo	1	1	1	\$399K	\$405K
	908, 1171 Queen St W	Condo	1	1	7	\$470K	\$462K
	1612E, 36 Lisgar St	Condo	1	1	39	\$350K	\$345K
	1814, 150 Sudbury St	Condo	2	1	13	\$415K	\$405K

Data

Month, Day, Year of Sold Date	Address1	Property Type	Bedrooms	Washrooms	Days on the Market	List Price	Sold Price
27 July, 2017	75 Dovercourt Rd	Townhouse	3	2	7	\$825K	\$835K
	375 Lansdowne Ave	Semi-Detached	3	2	17	\$590K	\$525K
31 July, 2017	197 Gladstone Ave	Townhouse	3	2	54	\$799K	\$799K
	304, 170 Sudbury St	Condo	1	1	7	\$400K	\$395K
	818E, 36 Lisgar St	Condo	1	1	86	\$328K	\$328K
	1512, 150 Sudbury St	Condo	1	1	18	\$449K	\$445K
1 August, 2017	129 Beaconsfield Ave	Semi-Detached	5	1	7	\$800K	\$1,025K
	1810, 68 Abell St	Condo	1	1	4	\$349K	\$382K
5 August, 2017	1410, 20 Minowan Miikan Lane	Condo	1	1	16	\$419K	\$405K
6 August, 2017	1902, 150 Sudbury St	Condo	1	1	4	\$460K	\$455K
7 August, 2017	12 Collahie St	Townhouse	2	2	31	\$1,029K	\$970K
8 August, 2017	236, 68 Abell St	Condo	1	1	2	\$385K	\$385K
	532, 150 Sudbury St S	Condo	2	2	13	\$480K	\$461K
	723E, 36 Lisgar St	Condo	1	1	54	\$329K	\$329K
	1038, 68 Abell St	Condo	1	2	25	\$375K	\$413K
9 August, 2017	509E, 36 Lisgar St	Condo	2	1	55	\$388K	\$379K
10 August, 2017	28 St Clarens Ave	Semi-Detached	3	3	14	\$820K	\$800K
12 August, 2017	1031, 20 Minowan Miikan Lane	Condo	2	2	2	\$559K	\$575K
16 August, 2017	1801, 68 Abell St	Condo	1	1	6	\$409K	\$405K
17 August, 2017	728, 150 Sudbury St	Condo	2	1	99	\$450K	\$435K
18 August, 2017	23 Rusholme Park Cres	Detached	3	3	64	\$1,000K	\$1,005K
	2104, 20 Minowan Miikan Lane	Condo	1	1	1	\$499K	\$530K
19 August, 2017	903, 68 Abell St	Condo	1	1	2	\$380K	\$380K
21 August, 2017	1205, 68 Abell St	Condo	2	2	45	\$500K	\$528K
	1308, 701 King St W	Condo	1	1	21	\$400K	\$400K
22 August, 2017	332 Gladstone Ave	Semi-Detached	4	3	29	\$1,400K	\$1,388K
23 August, 2017	138 Beaconsfield Ave	Townhouse	4	3	36	\$1,320K	\$1,265K
29 August, 2017	1312, 20 Minowan Miikan Lane	Condo	2	2	69	\$575K	\$550K

Data

Month, Day, Year of Sold Date	Address1	Property Type	Bedrooms	Washrooms	Days on the Market	List Price	Sold Price
30 August, 2017	412, 8 Gladstone Ave	Condo	1	1	8	\$370K	\$388K
	1020, 68 Abell St	Condo	2	2	22	\$525K	\$509K
31 August, 2017	706, 20 Minowan Miikan Lane	Condo	1	1	36	\$499K	\$467K
	2007E, 36 Lisgar St	Condo	2	2	9	\$409K	\$405K
5 September, 2017	1002, 1171 Queen St	Condo	2	1	7	\$549K	\$561K
7 September, 2017	1022, 20 Minowan Miikan Lane	Condo	2	1	1	\$539K	\$560K
8 September, 2017	805, 68 Abell St	Condo	1	1	29	\$380K	\$362K
	1306, 20 Minowan Miikan Lane	Condo	1	1	95	\$539K	\$515K
	1606, 150 Sudbury St	Condo	1	1	16	\$395K	\$395K
10 September, 2017	321, 1169 Queen St W	Condo	1	1	6	\$599K	\$617K
11 September, 2017	318, 20 Gladstone Ave	Condo	2	1	16	\$510K	\$500K
12 September, 2017	250 Dovercourt Rd	Townhouse	4	2	6	\$1,138K	\$1,090K
	412, 20 Gladstone Ave	Condo	2	2	47	\$549K	\$543K
13 September, 2017	401, 20 Minowan Miikan Lane	Condo	2	2	8	\$650K	\$665K
	705, 68 Abell St	Condo	1	1	2	\$379K	\$375K
14 September, 2017	329, 20 Minowan Miikan Lane	Condo	1	1	58	\$410K	\$404K
	1035, 68 Abell St	Condo	2	2	1	\$512K	\$512K
15 September, 2017	1616 W, 36 Lisgar St	Condo	2	2	73	\$450K	\$434K
	1906, 150 Sudbury St	Condo	1	1	63	\$440K	\$440K
17 September, 2017	8 Delaney Cres	Semi-Detached	3	3	3	\$898K	\$956K
20 September, 2017	218, 20 Minowan Miikan Lane	Condo	2	2	13	\$540K	\$540K
	710, 68 Abell St	Condo	1	1	9	\$399K	\$393K
	1303, 150 Sudbury St	Condo	2	1	0	\$350K	\$421K
	1603, 1171 Queen St W	Condo	1	1	30	\$453K	\$433K
24 September, 2017	503, 20 Gladstone Ave	Condo	2	2	28	\$548K	\$538K
26 September, 2017	1621E, 36 Lisgar St	Condo	1	1	12	\$409K	\$413K
27 September, 2017	1114, 20 Minowan Miikan Lane	Condo	2	2	15	\$899K	\$875K
29 September, 2017	410, 150 Sudbury St	Condo	0	1	2	\$270K	\$303K

Data

Month, Day, Year of Sold Date	Address1	Property Type	Bedrooms	Washrooms	Days on the Market	List Price	Sold Price
30 September, 2017	338, 68 Abell St	Condo	2	2	2	\$500K	\$500K
1 October, 2017	510, 68 Abell St	Condo	1	1	12	\$429K	\$420K
2 October, 2017	30A Moutray St	Townhouse	3	2	6	\$850K	\$990K
3 October, 2017	90 St Clarens Ave	Townhouse	3	2	33	\$850K	\$840K
4 October, 2017	319, 1169 Queen St W	Condo	2	2	7	\$699K	\$730K
5 October, 2017	320, 8 Dovercourt Rd	Condo	1	1	5	\$419K	\$410K
	402, 8 Gladstone Ave	Condo	1	1	7	\$390K	\$394K
	909W, 36 Lisgar St	Condo	2	2	30	\$430K	\$425K
	1509, 36 Lisgar St	Condo	2	2	21	\$429K	\$423K
6 October, 2017	172 Dovercourt Rd	Townhouse	3	3	3	\$1,299K	\$1,270K
8 October, 2017	604, 20 Gladstone Ave	Condo	2	2	10	\$579K	\$570K
10 October, 2017	430, 150 Sudbury St	Condo	2	2	13	\$370K	\$400K
12 October, 2017	104, 150 Sudbury St	Condo	1	1	7	\$521K	\$521K
	404, 2 Gladstone Ave	Condo	2	1	15	\$519K	\$515K
15 October, 2017	14 Wyndham St	Detached	6	3	7	\$1,220K	\$1,150K
	50 Beaconsfield Ave	Detached	5	3	3	\$1,995K	\$2,200K
	1405, 1171 Queen St W	Condo	1	1	9	\$550K	\$545K
16 October, 2017	83A Beaconsfield Ave	Townhouse	2	3	6	\$1,295K	\$1,400K
	1101E, 36 Lisgar St	Condo	1	1	13	\$380K	\$386K
17 October, 2017	2 Sheridan Ave	Semi-Detached	3	2	7	\$799K	\$985K
	604, 1171 Queen St W	Condo	2	1	12	\$550K	\$545K
	1703E, 36 Lisgar St	Condo	2	2	15	\$419K	\$428K
18 October, 2017	205, 8 Gladstone Ave	Condo	1	1	0	\$394K	\$397K
	308, 8 Gladstone Ave	Condo	1	1	1	\$400K	\$412K
	1615, 36 Lisgar St	Condo	2	2	35	\$440K	\$435K
19 October, 2017	625, 36 Lisgar St	Condo	1	1	36	\$339K	\$325K
	1305, 150 Sudbury St	Condo	1	1	17	\$390K	\$385K
23 October, 2017	23, 284 Brock Ave	Townhouse	2	2	13	\$869K	\$865K

Data

Month, Day, Year of Sold Date	Address1	Property Type	Bedrooms	Washrooms	Days on the Market	List Price	Sold Price
23 October, 2017	711, 68 Abell St	Condo	2	1	3	\$429K	\$430K
24 October, 2017	95 Northcote Ave	Townhouse	3	3	6	\$1,299K	\$1,450K
25 October, 2017	2211, 68 Abell St	Condo	2	1	36	\$429K	\$429K
26 October, 2017	812, 20 Minowan Miikan Lane	Condo	2	2	1	\$615K	\$615K
	1512, 1171 Queen St W	Condo	1	1	3	\$540K	\$565K
28 October, 2017	1710W, 36 Lisgar St	Condo	2	2	27	\$468K	\$459K
31 October, 2017	715, 20 Minowan Miikan Lane	Condo	1	1	3	\$400K	\$400K
	1511, 20 Minowan Miikan Lane	Condo	2	2	1	\$549K	\$581K
1 November, 2017	317, 1169 Queen St W	Condo	1	1	0	\$615K	\$615K
2 November, 2017	626, 150 Sudbury St	Condo	1	1	3	\$460K	\$455K
3 November, 2017	80 Dovercourt Rd	Semi-Detached	4	3	11	\$1,280K	\$1,280K
	1209, 20 Minowan Miikan Lane	Condo	1	1	11	\$429K	\$419K
	1817E, 36 Lisgar St	Condo	2	2	2	\$418K	\$452K
4 November, 2017	56 & 58 Dovercourt Rd	Other	9	12	60	\$6,199K	\$5,850K
6 November, 2017	14 Florence St	Semi-Detached	3	2	5	\$695K	\$856K
	467 Brock Ave	Townhouse	3	1	7	\$799K	\$795K
	1808E, 36 Lisgar St	Condo	2	2	17	\$429K	\$446K
7 November, 2017	165 Sheridan Ave	Townhouse	3	2	8	\$700K	\$851K
8 November, 2017	707, 1169 Queen St W	Condo	1	2	7	\$600K	\$680K
	1203E, 36 Lisgar St	Condo	1	1	6	\$390K	\$395K
	1802, 150 Sudbury St	Condo	1	1	5	\$342K	\$419K
9 November, 2017	412, 8 Dovercourt Rd	Condo	1	1	2	\$598K	\$600K
10 November, 2017	17 Gordon St	Townhouse	3	1	2	\$799K	\$795K
	520E, 36 Lisgar St	Condo	2	1	3	\$399K	\$430K
11 November, 2017	308, 68 Abell St	Condo	2	1	12	\$429K	\$498K
12 November, 2017	318, 68 Abell St	Condo	1	1	9	\$450K	\$440K
13 November, 2017	1501E, 36 Lisgar St	Condo	1	1	6	\$380K	\$395K
14 November, 2017	12 Florence St	Townhouse	2	3	7	\$550K	\$605K

Data

Month, Day, Year of Sold Date	Address1	Property Type	Bedrooms	Washrooms	Days on the Market	List Price	Sold Price
15 November, 2017	20 St Clarens Ave	Townhouse	3	2	6	\$649K	\$800K
	550 Dufferin St	Semi-Detached	3	2	1	\$799K	\$800K
	812, 8 Dovercourt Rd	Condo	1	1	5	\$409K	\$410K
20 November, 2017	930, 20 Minowan Miikan Lane	Condo	1	1	7	\$460K	\$465K
	2011, 150 Sudbury St	Condo	2	2	7	\$500K	\$681K
23 November, 2017	512, 68 Abell St	Condo	2	1	7	\$499K	\$494K
24 November, 2017	202, 20 Minowan Miikan Lane	Condo	1	1	4	\$380K	\$380K
	246 Dovercourt Rd	Other	4	4	45	\$1,200K	\$1,129K
	1605, 150 Sudbury St	Condo	1	1	10	\$400K	\$390K
25 November, 2017	636, 68 Abell St	Condo	1	1	1	\$350K	\$385K
28 November, 2017	2010, 20 Minowan Miikan Lane	Condo	1	1	75	\$420K	\$425K
29 November, 2017	100 Sheridan Ave	Semi-Detached	3	2	6	\$899K	\$1,175K
	2016, 150 Sudbury St	Condo	1	1	7	\$341K	\$400K
1 December, 2017	213, 8 Dovercourt Rd	Condo	1	1	8	\$475K	\$470K
	920, 20 Minowan Milkan Lane	Condo	1	1	31	\$459K	\$450K
7 December, 2017	37 Afton Ave	Semi-Detached	4	2	10	\$850K	\$1,210K
8 December, 2017	201, 8 Gladstone Ave E	Condo	2	2	15	\$649K	\$650K
	242 Brock Ave	Townhouse	3	2	3	\$899K	\$1,105K
	602, 20 Gladstone Ave	Condo	2	2	24	\$549K	\$539K
11 December, 2017	81 Sheridan Ave	Semi-Detached	3	3	5	\$999K	\$1,300K
12 December, 2017	1609W, 36 Lisgar St	Condo	2	2	13	\$400K	\$483K
13 December, 2017	1110, 68 Abell St	Condo	1	1	20	\$409K	\$405K
14 December, 2017	1809, 150 Sudbury St	Condo	2	1	2	\$474K	\$484K
18 December, 2017	205, 8 Dovercourt Rd	Condo	1	1	10	\$475K	\$572K
19 December, 2017	1213, 1171 Queen St W	Condo	1	1	8	\$475K	\$541K
20 December, 2017	68 Abell St	Other		0	83	\$33K	\$30K
	1620E, 36 Lisgar St	Condo	1	1	12	\$400K	\$417K
23 December, 2017	1603, 20 Minowan Miikan Lane	Condo	2	2	5	\$699K	\$730K

Data

Month, Day, Year of Sold Date	Address1	Property Type	Bedrooms	Washrooms	Days on the Market	List Price	Sold Price
3 January, 2018	511, 150 Sudbury St S	Condo	2	2	1	\$515K	\$530K
6 January, 2018	2012, 36 Lisgar St	Condo	2	2	8	\$445K	\$442K
11 January, 2018	186 Lansdowne Ave	Semi-Detached	3	3	38	\$850K	\$815K
	425, 20 Minowan Miikan Lane	Condo	3	3	22	\$970K	\$960K
14 January, 2018	1708, 20 Minowan Miikan Lane	Condo	1	1	4	\$550K	\$560K
16 January, 2018	25 Moutray St	Townhouse	3	2	8	\$800K	\$775K
	1008E, 36 Lisgar St	Condo	1	1	2	\$398K	\$392K
	1805E, 36 Lisgar St	Condo	2	2	19	\$438K	\$429K
17 January, 2018	809, 36 Lisgar St	Condo	2	1	12	\$398K	\$390K
	1501E, 36 Lisgar St E	Condo	1	1	7	\$400K	\$420K
18 January, 2018	531, 150 Sudbury St	Condo	2	1	7	\$370K	\$476K
21 January, 2018	801, 8 Dovercourt Rd	Condo	2	2	13	\$679K	\$780K
22 January, 2018	820E, 36 Lisgar St	Condo	1	1	12	\$325K	\$319K
	1103, 20 Minowan Miikan Lane	Condo	1	1	12	\$525K	\$541K
12 February, 2018	518, 20 Gladstone Ave	Condo	2	1	11	\$539K	\$505K
	628, 20 Minowan Miikan Lane	Condo	2	2	3	\$650K	\$660K
13 February, 2018	617, 68 Abell St	Condo	2	1	63	\$499K	\$480K
15 February, 2018	104, 170 Sudbury St	Condo	2	1	6	\$445K	\$456K
16 February, 2018	411, 8 Dovercourt Rd	Condo	1	1	18	\$420K	\$451K
21 February, 2018	910, 1171 Queen St W	Condo	2	2	1	\$725K	\$725K
22 February, 2018	1205, 20 Minowan Miikan Lane	Condo	1	1	4	\$399K	\$471K
24 February, 2018	194 Argyle St	Townhouse	3	1	4	\$849K	\$946K
1 March, 2018	322, 1169 Queen St W	Condo	2	2	2	\$728K	\$741K
2 March, 2018	52 Beaconsfield Ave	Semi-Detached	5	3	3	\$2,100K	\$2,275K
5 March, 2018	Ph701, 1169 Queen St W	Condo	1	1	9	\$600K	\$715K
6 March, 2018	106, 170 Sudbury St	Condo	2	1	14	\$397K	\$390K
	1013, 20 Minowan Miikan Lane	Condo	1	1	7	\$499K	\$550K
7 March, 2018	928, 20 Minowan Miikan Lane	Condo	1	1	7	\$420K	\$518K

Data

Month, Day, Year of Sold Date	Address1	Property Type	Bedrooms	Washrooms	Days on the Market	List Price	Sold Price
9 March, 2018	304, 8 Dovercourt Rd	Condo	1	1	11	\$540K	\$550K
	409, 170 Sudbury St	Condo	2	1	3	\$445K	\$445K
	743, 68 Abell St	Condo	1	1	4	\$400K	\$418K
11 March, 2018	521, 150 Sudbury St	Condo	2	2	5	\$500K	\$530K
	801, 170 Sudbury St	Condo	1	1	11	\$370K	\$401K
12 March, 2018	10, 20 Brockton Ave	Condo	2	2	4	\$1,050K	\$1,095K
	177 Gladstone Ave	Townhouse	2	3	16	\$1,250K	\$1,200K
	1301, 20 Minowan Miikan Lane	Condo	1	1	4	\$499K	\$585K
14 March, 2018	1601, 150 Sudbury St	Condo	1	1	1	\$440K	\$475K
15 March, 2018	319, 170 Sudbury St	Condo	1	1	15	\$416K	\$425K
	1468 Dundas St	Townhouse	6	4	22	\$1,495K	\$1,450K
16 March, 2018	232, 68 Abell St	Condo	1	1	30	\$430K	\$425K
	645, 68 Abell St	Condo	1	1	8	\$390K	\$399K
17 March, 2018	518, 68 Abell St	Condo	1	1	1	\$459K	\$515K
20 March, 2018	821, 150 Sudbury St	Condo	2	2	7	\$425K	\$525K
21 March, 2018	332, 68 Abell St	Condo	2	2	22	\$500K	\$485K
25 March, 2018	543, 68 Abell St	Condo	1	1	1	\$439K	\$420K
28 March, 2018	303, 8 Gladstone Ave	Condo	2	2	7	\$700K	\$925K