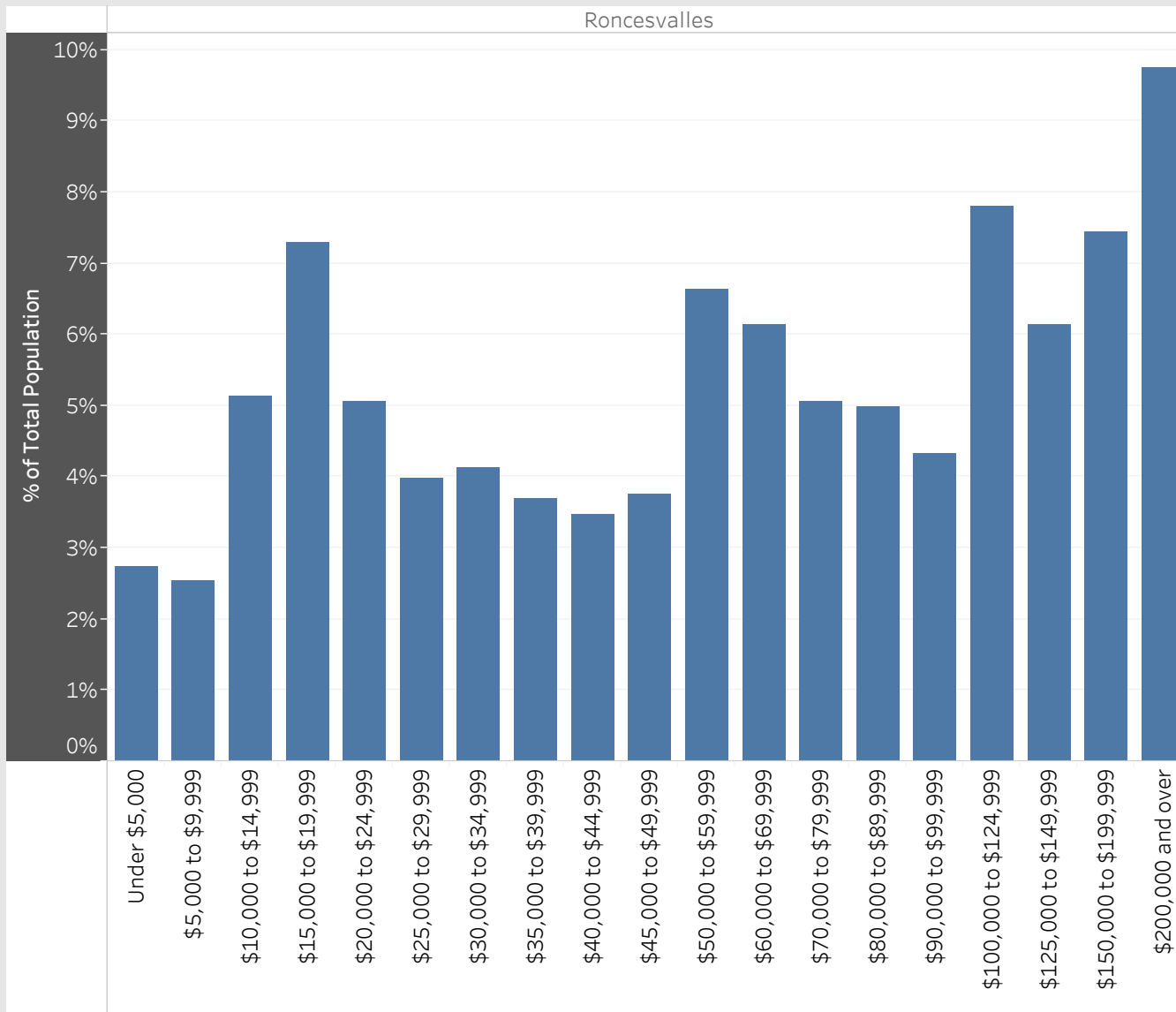


Roncesvalles  
Neighbourhood Breakdown  
July 1st, 2015 - March 31st, 2018

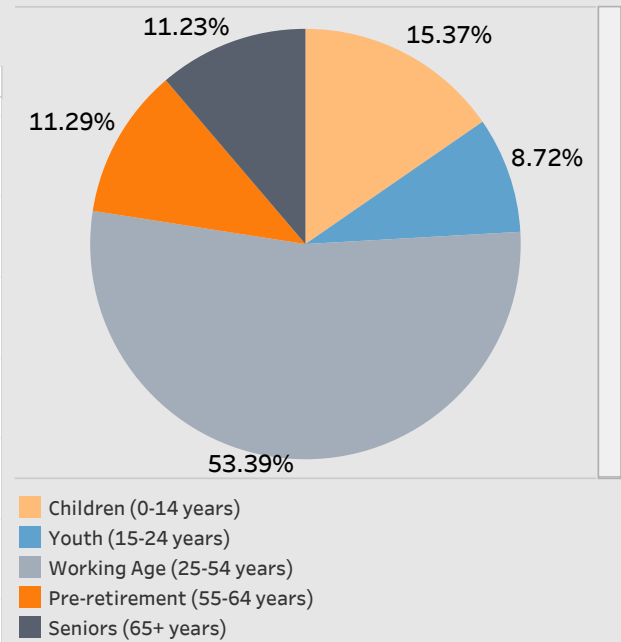


# 2016 StatsCan Data

## Household Income in Roncesvalles



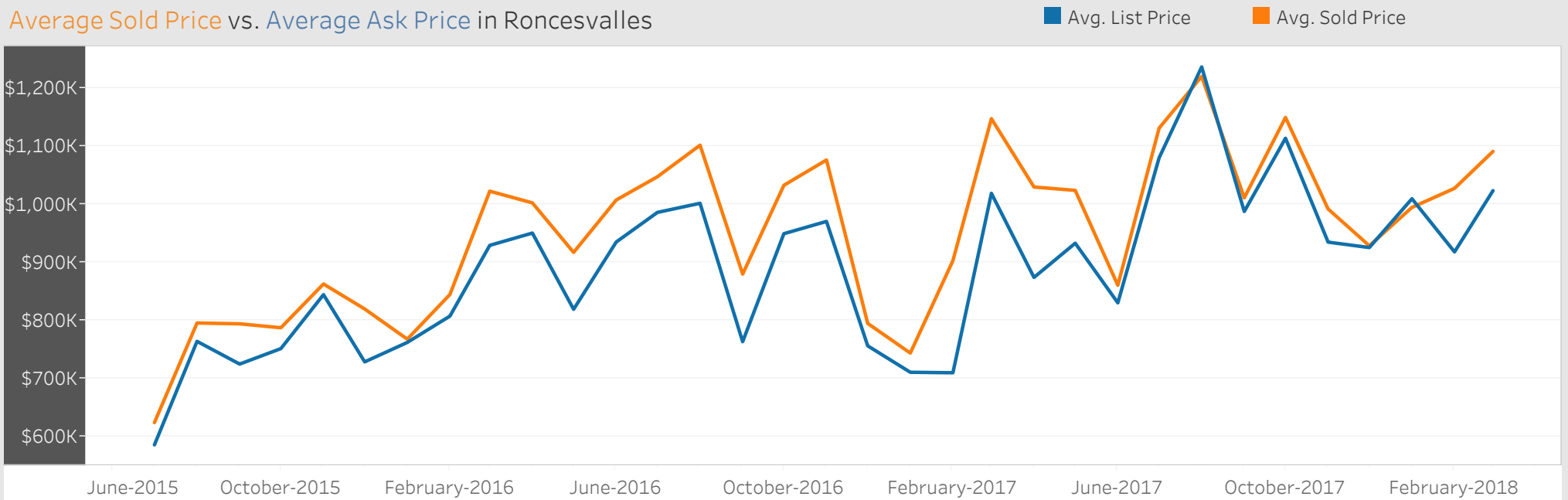
### Age



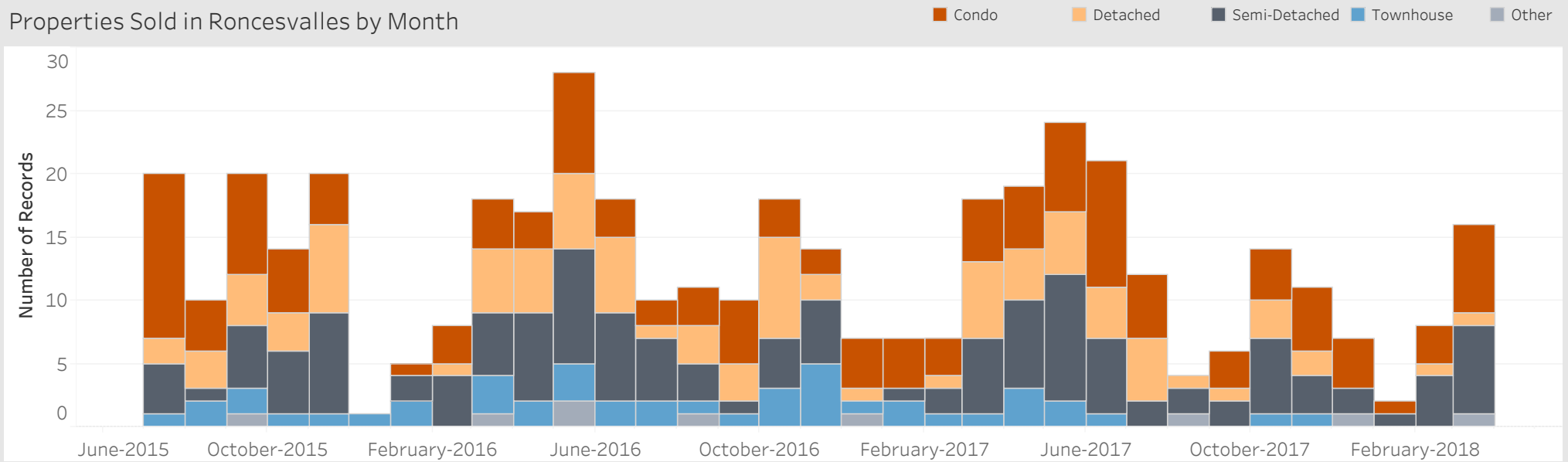
### Visible Minorities

Not a visible minority	74.46%
South Asian	5.61%
Black	5.17%
Chinese	3.76%
Southeast Asian	2.12%
Filipino	2.02%
Visible minority; n.i.e.	1.98%
Latin American	1.95%
Multiple visible minorities	1.21%
Japanese	0.64%
Korean	0.47%
Arab	0.40%
West Asian	0.20%

## Average Sold Price vs. Average Ask Price in Roncesvalles



## Properties Sold in Roncesvalles by Month



## Data

Month, Day, Year of Sold Date	Address1	Property Type	Bedrooms	Washrooms	Days on the Market	List Price	Sold Price
1 July, 2015	307, 24 Noble St, Toronto	Condo	1	1	106	\$299K	\$283K
	413, 363 Sorauren Ave, Toronto	Condo	1	1		\$449K	\$442K
2 July, 2015	602, 383 Sorauren Ave, Toronto	Condo	1	2	86	\$460K	\$500K
3 July, 2015	329, 24 Howard Park Ave, Toronto	Condo	2	2	12	\$399K	\$399K
6 July, 2015	79 Galley Ave, Toronto	Detached	5	4	14	\$998K	\$1,075K
	415, 369 Sorauren Ave, Toronto	Condo	2	1	12	\$400K	\$395K
7 July, 2015	110, 363 Sorauren Ave, Toronto	Condo	1	2	9	\$805K	\$800K
	504, 2154 Dundas St, Toronto	Condo	1	1	2	\$365K	\$370K
8 July, 2015	309, 363 Sorauren Ave, Toronto	Condo	1	1	2	\$550K	\$550K
9 July, 2015	25 Ritchie Ave, Toronto	Condo	1	1	56	\$327K	\$315K
11 July, 2015	165 Glendale Ave, Toronto	Semi-Detached	5	3	6	\$799K	\$808K
15 July, 2015	121.5 Fern Ave, Toronto	Semi-Detached	4	3	1	\$949K	\$1,100K
	426, 437 Roncesvalles Ave, Toronto	Condo	2	1	22	\$480K	\$469K
20 July, 2015	75 Parkway Ave, Toronto	Semi-Detached	4	4	10	\$800K	\$1,043K
	228 Macdonell Ave, Toronto	Townhouse	2	3	12	\$599K	\$750K
21 July, 2015	53 Pearson Ave, Toronto	Detached	3	2	14	\$959K	\$951K
23 July, 2015	G12, 24 Noble St, Toronto	Condo	1	1	17	\$519K	\$490K
29 July, 2015	96 Wright Ave, Toronto	Semi-Detached	5	4	2	\$810K	\$1,000K
30 July, 2015	306, 25 Ritchie Ave, Toronto	Condo	1	1	17	\$389K	\$380K
	309, 25 Ritchie Ave, Toronto	Condo	1	1	22	\$365K	\$367K
7 August, 2015	157, 24 Howard Park Ave, Toronto	Condo	2	4	47	\$900K	\$933K
	158, 24 Howard Park Ave, Toronto	Condo	2	4	46	\$910K	\$943K
12 August, 2015	27 Grafton Ave, Toronto	Semi-Detached	3	2	70	\$750K	\$720K
14 August, 2015	118 Lansdowne Ave, Toronto	Detached	3	2	4	\$979K	\$1,000K
	511, 24 Howard Park Ave, Toronto	Condo	2	2	32	\$570K	\$565K
15 August, 2015	39 Lynd Ave, Toronto	Detached	6	1	6	\$899K	\$1,133K
17 August, 2015	505, 25 Ritchie Ave, Toronto	Condo	1	1	33	\$337K	\$327K
18 August, 2015	36 Noble St, Toronto	Townhouse	2	1	7	\$549K	\$675K

## Data

Month, Day, Year of Sold Date	Address1	Property Type	Bedrooms	Washrooms	Days on the Market	List Price	Sold Price
22 August, 2015	32 Brock Ave, Toronto	Townhouse	3	2	10	\$649K	\$630K
25 August, 2015	51 Macdonell Ave, Toronto	Detached	5	4	37	\$1,100K	\$1,032K
3 September, 2015	702, 24 Howard Park Ave, Toronto	Condo	2	1	18	\$440K	\$430K
8 September, 2015	409, 24 Noble St, Toronto	Condo	1	1	1	\$315K	\$315K
9 September, 2015	115 Garden Ave, Toronto	Semi-Detached	4	2	1	\$1,049K	\$1,400K
10 September, 2015	34 Garden Ave, Toronto	Semi-Detached	3	2	2	\$970K	\$1,110K
11 September, 2015	13 Grafton Ave, Toronto	Semi-Detached	3	2	4	\$790K	\$920K
	74 O'hara Ave, Toronto	Townhouse	3	2	4	\$850K	\$900K
12 September, 2015	323, 36 Howard Park Ave, Toronto	Condo	1	1	8	\$345K	\$345K
14 September, 2015	10 Abbs St, Toronto	Detached	3	3	36	\$795K	\$780K
17 September, 2015	171 Glendale Ave, Toronto	Detached	4	3	8	\$1,098K	\$1,225K
	Ph09, 383 Sorauren Ave, Toronto	Condo	1	2	23	\$750K	\$790K
22 September, 2015	22 Indian Tr, Toronto	Detached	4	2	1	\$1,000K	\$1,250K
	87 Roncesvalles Ave, Toronto	Other	3	3	13	\$1,000K	\$968K
24 September, 2015	157 Lansdowne Ave, Toronto	Semi-Detached	3	3	9	\$749K	\$803K
25 September, 2015	211, 36 Howard Park Ave, Toronto	Condo	1	1	3	\$418K	\$415K
27 September, 2015	23 Fuller Ave, Toronto	Townhouse	2	1	4	\$699K	\$792K
	180 Marion St, Toronto	Semi-Detached	5	2	5	\$799K	\$950K
	302, 363 Sorauren Ave, Toronto	Condo	1	1	10	\$499K	\$560K
29 September, 2015	84 Grenadier Rd, Toronto	Detached	4	3	7	\$1,280K	\$1,280K
	149, 36 Howard Park Ave, Toronto	Condo	1	1	29	\$307K	\$311K
30 September, 2015	507, 25 Ritchie Ave, Toronto	Condo	1	1	17	\$350K	\$347K
2 October, 2015	120, 347 Sorauren Ave, Toronto	Condo	1	1	9	\$619K	\$619K
3 October, 2015	113 Garden Ave, Toronto	Semi-Detached	4	2	4	\$975K	\$1,076K
4 October, 2015	104 Geoffrey St, Toronto	Semi-Detached	5	2	6	\$949K	\$1,105K
6 October, 2015	501, 369 Sorauren Ave, Toronto	Condo	2	1	7	\$469K	\$519K
8 October, 2015	73 Macdonell Ave, Toronto	Semi-Detached	4	2	25	\$939K	\$919K
15 October, 2015	603, 369 Sorauren Ave, Toronto	Condo	2	1	8	\$445K	\$475K

## Data

Month, Day, Year of Sold Date	Address1	Property Type	Bedrooms	Washrooms	Days on the Market	List Price	Sold Price
25 October, 2015	63 Macdonell Ave, Toronto	Detached	4	2	39	\$1,059K	\$1,040K
26 October, 2015	2 Fermanagh Ave, Toronto	Detached	5	3	8	\$1,199K	\$1,175K
	4 Golden Ave, Toronto	Semi-Detached	3	2	1	\$599K	\$665K
	170 Sunnyside Ave, Toronto	Detached	4	4	6	\$1,195K	\$1,180K
27 October, 2015	114 Garden Ave, Toronto	Semi-Detached	3	2	7	\$729K	\$885K
28 October, 2015	402, 2154 Dundas St, Toronto	Condo	1	1	69	\$319K	\$300K
	408, 2154 Dundas St, Toronto	Condo	1	1	2	\$460K	\$460K
31 October, 2015	139 Lansdowne Ave, Toronto	Townhouse	3	2	10	\$569K	\$610K
2 November, 2015	292 Sorauren Ave, Toronto	Semi-Detached	3	3	7	\$835K	\$925K
3 November, 2015	48 Pearson Ave, Toronto	Detached	4	3	8	\$1,079K	\$1,151K
6 November, 2015	100 Fern Ave, Toronto	Detached	2	1	12	\$655K	\$700K
8 November, 2015	82 Parkway Ave, Toronto	Detached	5	4	27	\$1,000K	\$980K
9 November, 2015	82 Galley Ave, Toronto	Semi-Detached	3	4	8	\$979K	\$1,200K
10 November, 2015	46 Hewitt Ave, Toronto	Detached	4	2	29	\$1,249K	\$1,249K
	208, 363 Sorauren Ave, Toronto	Condo	1	1	104	\$425K	\$420K
11 November, 2015	160 Lansdowne Ave, Toronto	Semi-Detached	3	1	15	\$600K	\$595K
14 November, 2015	252 Wright Ave, Toronto	Detached	5	2	13	\$1,199K	\$1,125K
15 November, 2015	15 Geoffrey St, Toronto	Detached	4	3	5	\$1,049K	\$1,095K
16 November, 2015	98 Fern Ave, Toronto	Detached	2	1	4	\$699K	\$675K
	116 Sorauren Ave, Toronto	Semi-Detached	3	2	22	\$700K	\$650K
	118 Sorauren Ave, Toronto	Semi-Detached	3	1	22	\$600K	\$610K
	306, 363 Sorauren Ave, Toronto	Condo	1	1	7	\$449K	\$501K
17 November, 2015	4 Earnbridge St, Toronto	Semi-Detached	3	2	6	\$749K	\$790K
21 November, 2015	154, 38 Howard Park Ave, Toronto	Condo	2	3	23	\$1,020K	\$1,020K
22 November, 2015	76 Wright Ave, Toronto	Townhouse	5	3	56	\$1,089K	\$1,050K
	203 Macdonell Ave, Toronto	Semi-Detached	3	2	5	\$819K	\$876K
24 November, 2015	31 O'hara Ave, Toronto	Semi-Detached	4	2		\$999K	\$950K
26 November, 2015	Ph8, 363 Sorauren Ave, Toronto	Condo	1	2	4	\$700K	\$700K

## Data

Month, Day, Year of Sold Date	Address1	Property Type	Bedrooms	Washrooms	Days on the Market	List Price	Sold Price
19 December, 2015	11 Maple Grove Ave, Toronto	Townhouse	3	2	4	\$729K	\$820K
9 January, 2016	6 Saunders Ave, Toronto	Townhouse	2	1	69	\$700K	\$685K
12 January, 2016	182 Sorauren Ave, Toronto	Semi-Detached	5	2	7	\$978K	\$1,150K
23 January, 2016	311, 25 Ritchie Ave	Condo	2	2	4	\$710K	\$705K
26 January, 2016	14 Marion St W	Semi-Detached	2	2	84	\$675K	\$625K
28 January, 2016	244 Sorauren Ave	Townhouse	3	2	77	\$749K	\$675K
2 February, 2016	39 Macdonell Ave	Semi-Detached	5	4	8	\$1,100K	\$1,125K
3 February, 2016	67 Fermanagh Ave	Semi-Detached	3	2	8	\$829K	\$957K
10 February, 2016	207, 383 Sorauren Ave	Condo	1	1	20	\$345K	\$385K
11 February, 2016	55 Grenadier Rd	Detached	5	3	8	\$1,199K	\$1,208K
	212, 27 Brock Ave	Condo	2	1	9	\$749K	\$745K
22 February, 2016	70 Grenadier Rd	Semi-Detached	3	2	4	\$860K	\$1,005K
	103, 2154 Dundas St W	Condo	1	1	20	\$400K	\$395K
23 February, 2016	3 Grenadier Rd	Semi-Detached	3	3	13	\$980K	\$940K
2 March, 2016	135 Lansdowne Ave	Townhouse	4	2	14	\$700K	\$700K
3 March, 2016	20 Garden Ave	Detached	3	2	8	\$899K	\$899K
	89 & 91 Roncesvalles Ave	Other	7	7	101	\$3,400K	\$3,250K
7 March, 2016	73 Harvard Ave	Townhouse	3	2	5	\$879K	\$1,060K
	205, 27 Brock Ave	Condo	2	1	7	\$540K	\$615K
8 March, 2016	77 Parkway Ave	Semi-Detached	5	3	6	\$1,099K	\$1,300K
	125 Sorauren Ave	Detached	4	3	7	\$788K	\$950K
9 March, 2016	172 Wright Ave	Semi-Detached	4	3	8	\$1,250K	\$1,311K
10 March, 2016	37 Garden Ave	Detached	5	2	9	\$998K	\$1,401K
15 March, 2016	19 Fuller Ave	Townhouse	2	2	5	\$659K	\$675K
	20 Macdonell Ave	Semi-Detached	5	1	5	\$679K	\$890K
	22 Macdonell Ave	Semi-Detached	3	1	5	\$679K	\$890K
16 March, 2016	312, 369 Sorauren Ave	Condo	2	1	5	\$539K	\$652K
21 March, 2016	10 Herman Ave	Semi-Detached	3	2	7	\$700K	\$821K

## Data

Month, Day, Year of Sold Date	Address1	Property Type	Bedrooms	Washrooms	Days on the Market	List Price	Sold Price
21 March, 2016	101 O'hara Ave	Detached	3	3	7	\$1,100K	\$1,099K
24 March, 2016	206, 383 Sorauren Ave	Condo	1	1	23	\$345K	\$385K
	217, 363 Sorauren Ave	Condo	2	2	10	\$500K	\$540K
31 March, 2016	25 Marion St	Detached	3	2	36	\$980K	\$975K
4 April, 2016	78 Brock Ave	Townhouse	2	2	7	\$640K	\$750K
5 April, 2016	263 Wright Ave	Detached	4	4	7	\$979K	\$1,303K
7 April, 2016	7 Harvard Ave	Detached	6	4	36	\$1,250K	\$1,150K
8 April, 2016	157 Fern Ave	Semi-Detached	3	2	162	\$1,049K	\$905K
11 April, 2016	62 Fermanagh Ave	Semi-Detached	3	3	5	\$789K	\$926K
12 April, 2016	69 Sorauren Ave	Detached	5	3	7	\$1,289K	\$1,500K
	515, 38 Howard Park Ave	Condo	1	1	83	\$490K	\$490K
	Ph1, 2154 Dundas St, Toronto	Condo	1	1	15	\$300K	\$331K
14 April, 2016	116, 363 Sorauren Ave	Condo	2	2	78	\$869K	\$849K
16 April, 2016	11A Garden Ave	Semi-Detached	4	4	4	\$1,150K	\$1,250K
19 April, 2016	5 Pearson Ave	Semi-Detached	3	2	7	\$699K	\$826K
21 April, 2016	4 Golden Ave	Semi-Detached	3	4	9	\$1,000K	\$990K
22 April, 2016	74 Garden Ave	Semi-Detached	2	1	9	\$800K	\$750K
	241 Macdonell Ave	Detached	3	2	9	\$900K	\$893K
26 April, 2016	16 Silver Ave	Semi-Detached	3	2	6	\$900K	\$1,150K
27 April, 2016	124 Grenadier Rd	Detached	5	5	2	\$1,950K	\$1,875K
30 April, 2016	156, 38 Howard Park Ave	Townhouse	3	4	102	\$1,110K	\$1,110K
1 May, 2016	44 Fern Ave	Detached	4	5	4	\$1,599K	\$1,950K
	233 Sorauren Ave	Other	5	6	4	\$1,250K	\$1,260K
2 May, 2016	25 Maple Grove Ave	Detached	3	2	6	\$949K	\$971K
3 May, 2016	46 Fuller Ave	Detached	3	2	5	\$749K	\$965K
	302, 2154 Dundas St W	Condo	0	1	6	\$300K	\$310K
5 May, 2016	77 1/2 Wright Ave	Other	8	5	63	\$1,239K	\$1,180K
6 May, 2016	55 Fern Ave	Detached	3	2	2	\$900K	\$1,181K



## Data

Month, Day, Year of Sold Date	Address1	Property Type	Bedrooms	Washrooms	Days on the Market	List Price	Sold Price
9 May, 2016	12 Garden Ave	Detached	3	2	7	\$1,049K	\$1,355K
11 May, 2016	11 Earnbridge St	Semi-Detached	5	3	8	\$1,179K	\$1,250K
12 May, 2016	310, 24 Noble St	Condo	1	1	2	\$320K	\$320K
13 May, 2016	8 Saunders Ave	Townhouse	2	1	16	\$769K	\$745K
	252 Garden Ave	Semi-Detached	5	4	25	\$1,075K	\$1,075K
16 May, 2016	32 Saunders Ave	Detached	4	2	26	\$800K	\$720K
17 May, 2016	208, 383 Sorauren Ave	Condo	1	1	35	\$325K	\$365K
18 May, 2016	88 Fermanagh Ave	Semi-Detached	3	2	7	\$900K	\$1,127K
	107, 27 Brock Ave	Condo	1	1	7	\$399K	\$505K
21 May, 2016	163 Pearson Ave	Semi-Detached	3	2	53	\$899K	\$880K
24 May, 2016	221, 437 Roncesvalles Ave	Condo	2	2	13	\$650K	\$738K
	506, 24 Noble St	Condo	1	1	14	\$439K	\$454K
25 May, 2016	203, 369 Sorauren Ave	Condo	2	1	8	\$489K	\$515K
27 May, 2016	35 Grenadier Rd	Semi-Detached	4	1	2	\$900K	\$1,026K
	164 Garden Ave	Townhouse	3	2	2	\$819K	\$981K
	206, 2154 Dundas St W	Condo	1	1	10	\$400K	\$407K
29 May, 2016	14 Garden Ave	Semi-Detached	3	1	5	\$899K	\$1,253K
30 May, 2016	165 Fern Ave	Semi-Detached	3	2	6	\$1,100K	\$1,050K
	171 Sorauren Ave	Semi-Detached	4	2	6	\$999K	\$1,225K
31 May, 2016	38 Seaforth Ave	Townhouse	4	2	7	\$799K	\$878K
	75 Grenadier Rd	Semi-Detached	3	2	11	\$750K	\$1,005K
2 June, 2016	32 Marion St	Detached	3	2	2	\$1,175K	\$1,475K
	75 Parkway Ave	Semi-Detached	4	4	9	\$1,795K	\$2,000K
6 June, 2016	81 Brock Ave	Semi-Detached	4	2	5	\$699K	\$680K
7 June, 2016	21 Callender St	Detached	3	2	8	\$869K	\$834K
8 June, 2016	116 Wright Ave	Detached	5	2	5	\$1,399K	\$1,522K
	183 Fern Ave	Semi-Detached	3	2	1	\$850K	\$1,045K
10 June, 2016	142 Marion St	Detached	4	2	16	\$1,080K	\$1,130K

## Data

Month, Day, Year of Sold Date	Address1	Property Type	Bedrooms	Washrooms	Days on the Market	List Price	Sold Price
10 June, 2016	149 Marion St	Detached	5	4	4	\$995K	\$1,190K
13 June, 2016	308, 25 Ritchie Ave	Condo	1	1	14	\$389K	\$384K
14 June, 2016	15 Alhambra Ave	Detached	6	3	7	\$1,495K	\$1,500K
15 June, 2016	32 Brock Ave	Townhouse	3	3	20	\$1,059K	\$1,045K
16 June, 2016	78 O'hara Ave	Townhouse	3	2	9	\$798K	\$750K
21 June, 2016	52 Lansdowne Ave	Semi-Detached	3	2	6	\$700K	\$770K
28 June, 2016	19 Ridley Gdns	Semi-Detached	4	2	7	\$699K	\$855K
29 June, 2016	91 Wright Ave	Semi-Detached	4	4	7	\$1,150K	\$1,100K
30 June, 2016	110, 24 Noble St	Condo	1	1	9	\$480K	\$636K
	125 Glendale Ave	Semi-Detached	4	2	14	\$789K	\$775K
	406, 2154 Dundas St W	Condo	1	1	0	\$415K	\$447K
7 July, 2016	3 Garden Ave	Semi-Detached	4	2	7	\$865K	\$820K
12 July, 2016	137 Westminster Ave	Detached	5	5	8	\$1,699K	\$1,800K
15 July, 2016	244 Sorauren Ave	Semi-Detached	2	2	2	\$899K	\$1,000K
26 July, 2016	48 Lansdowne Ave	Townhouse	4	2	12	\$699K	\$785K
27 July, 2016	58 Fern Ave	Townhouse	4	2	7	\$900K	\$1,165K
	72 Fermanagh Ave	Semi-Detached	3	2	7	\$789K	\$921K
	206, 384 Sunnyside Ave	Condo	2	2	15	\$1,295K	\$1,295K
	427, 437 Roncesvalles Ave	Condo	1	1	6	\$419K	\$472K
28 July, 2016	167 Garden Ave	Semi-Detached	4	2	24	\$1,100K	\$1,080K
29 July, 2016	60A Galley Ave	Semi-Detached	4	3	41	\$1,199K	\$1,140K
8 August, 2016	207, 2154 Dundas St W	Condo	2	1	45	\$680K	\$655K
9 August, 2016	56 Macdonell Ave	Detached	4	3	27	\$1,450K	\$1,380K
	208 Galley Ave	Semi-Detached	3	2	4	\$900K	\$1,000K
11 August, 2016	410, 24 Noble St	Condo	0	1	2	\$330K	\$330K
12 August, 2016	112, 363 Sorauren Ave W	Condo	1	2	1	\$735K	\$735K
17 August, 2016	19 Fuller Ave	Townhouse	3	4	6	\$1,150K	\$1,358K
18 August, 2016	200 Sorauren Ave	Semi-Detached	4	2	7	\$900K	\$1,106K

## Data

Month, Day, Year of Sold Date	Address1	Property Type	Bedrooms	Washrooms	Days on the Market	List Price	Sold Price
23 August, 2016	154 Garden Ave	Detached	4	3	1	\$1,425K	\$1,679K
24 August, 2016	33 Howard Park Ave	Semi-Detached	4	3	1	\$779K	\$782K
	204 Howard Park Ave	Detached	6	3	12	\$1,295K	\$1,674K
31 August, 2016	54A Galley Ave	Other	4	4	9	\$1,379K	\$1,425K
1 September, 2016	80 Marion St	Semi-Detached	4	2	55	\$1,125K	\$1,100K
12 September, 2016	88 Lansdowne Ave	Townhouse	3	2	6	\$699K	\$812K
13 September, 2016	202, 437 Roncesvalles Ave	Condo	2	2	6	\$495K	\$590K
20 September, 2016	4 Fermanagh Ave	Detached	5	2	8	\$1,100K	\$1,260K
21 September, 2016	102, 347 Sorauren Ave	Condo	1	1	6	\$529K	\$570K
23 September, 2016	115 Fermanagh Ave	Detached	4	2	4	\$1,099K	\$1,401K
24 September, 2016	213, 24 Noble St	Condo	1	1	2	\$490K	\$620K
	183 Marion St	Detached	4	4	5	\$1,200K	\$1,360K
29 September, 2016	202, 363 Sorauren Ave	Condo	1	1	6	\$500K	\$607K
	306, 2154 Dundas St W	Condo	1	1	8	\$400K	\$481K
1 October, 2016	6 Harvard Ave	Semi-Detached	4	5	9	\$1,499K	\$1,800K
3 October, 2016	19 Brock Ave	Semi-Detached	3	2	19	\$798K	\$800K
	65 Marion St	Detached	5	3	12	\$999K	\$960K
	205 Lansdowne Ave	Townhouse	5	2	7	\$700K	\$732K
4 October, 2016	34 Ritchie Ave	Detached	3	3	7	\$800K	\$935K
5 October, 2016	12 Lukow Terr	Detached	4	4	6	\$1,325K	\$1,400K
6 October, 2016	249 Macdonell Ave	Detached	2	2	14	\$719K	\$660K
7 October, 2016	32 Brock Ave	Townhouse	3	3	3	\$1,055K	\$1,055K
10 October, 2016	69 1/2 O'hara Ave	Semi-Detached	4	2	6	\$998K	\$1,045K
14 October, 2016	186 Pearson Ave	Detached	6	4	11	\$1,300K	\$1,300K
16 October, 2016	15 Geoffrey St	Detached	4	4	5	\$1,500K	\$1,660K
	96 Fuller Ave	Detached	2	1	4	\$799K	\$920K
18 October, 2016	64 Fuller Ave	Semi-Detached	3	1	6	\$599K	\$777K
	144 Galley Ave	Detached	6	4	8	\$1,199K	\$1,510K

## Data

Month, Day, Year of Sold Date	Address1	Property Type	Bedrooms	Washrooms	Days on the Market	List Price	Sold Price
19 October, 2016	96 Lansdowne Ave	Townhouse	3	1	7	\$569K	\$690K
20 October, 2016	308, 24 Noble St	Condo	1	1	2	\$339K	\$420K
28 October, 2016	Ph-A, 53 High Park Blvd	Condo	3	2	30	\$1,498K	\$1,481K
31 October, 2016	309, 24 Noble St	Condo	1	1	14	\$399K	\$450K
1 November, 2016	47 O'hara Ave	Semi-Detached	5	3	8	\$1,089K	\$1,215K
2 November, 2016	9 Marion St	Semi-Detached	3	3	7	\$999K	\$1,125K
	37 Sorauren Ave	Semi-Detached	5	4	16	\$998K	\$1,325K
3 November, 2016	181 Fern Ave	Townhouse	3	2	6	\$800K	\$945K
5 November, 2016	424, 38 Howard Park Ave	Condo	2	2	31	\$775K	\$821K
8 November, 2016	23 Saunders Ave	Detached	4	4	14	\$1,295K	\$1,295K
9 November, 2016	31 Fern Ave	Townhouse	3	2	7	\$659K	\$855K
10 November, 2016	36 O'hara Ave	Townhouse	5	3	8	\$1,189K	\$1,320K
13 November, 2016	2 Abbs St	Townhouse	2	3	24	\$929K	\$905K
14 November, 2016	22 Lynd Ave	Semi-Detached	3	1	7	\$900K	\$1,113K
	312, 363 Sorauren Ave	Condo	1	1	4	\$450K	\$525K
19 November, 2016	294 Roncesvalles Ave	Detached	3	4	2	\$1,659K	\$1,600K
23 November, 2016	95 Fuller Ave	Townhouse	3	3	6	\$750K	\$880K
24 November, 2016	98 Marion St	Semi-Detached	4	3	7	\$1,100K	\$1,150K
2 December, 2016	103, 27 Brock Ave	Condo	0	1	24	\$335K	\$340K
	1575 Dundas St W	Other	3	3	6	\$1,798K	\$1,900K
7 December, 2016	133 Lansdowne Ave	Townhouse	3	1	6	\$689K	\$700K
	606, 383 Sorauren Ave	Condo	1	1	19	\$370K	\$450K
9 December, 2016	204, 437 Roncesvalles Ave	Condo	1	1	3	\$425K	\$501K
18 December, 2016	83 Seaforth Ave	Detached	3	3	4	\$989K	\$1,015K
20 December, 2016	607, 383 Sorauren Ave	Condo	2	2	23	\$690K	\$660K
5 January, 2017	202, 2154 Dundas St W	Condo	0	1	49	\$329K	\$327K
12 January, 2017	815, 383 Sorauren Ave	Condo	2	2	24	\$630K	\$595K
16 January, 2017	111 Fern Ave	Townhouse	3	2	9	\$949K	\$976K

## Data

Month, Day, Year of Sold Date	Address1	Property Type	Bedrooms	Washrooms	Days on the Market	List Price	Sold Price
22 January, 2017	135 Fern Ave	Semi-Detached	3	1	4	\$800K	\$999K
23 January, 2017	9 Maple Grove Ave	Townhouse	5	2	72	\$1,000K	\$1,000K
25 January, 2017	409, 369 Sorauren Ave	Condo	2	2	7	\$800K	\$800K
26 January, 2017	210, 363 Sorauren Ave	Condo	1	1	1	\$469K	\$511K
6 February, 2017	136 Garden Ave	Semi-Detached	3	2	6	\$899K	\$1,209K
9 February, 2017	93 Westminster Ave	Semi-Detached	3	2	1	\$949K	\$1,270K
13 February, 2017	213, 363 Sorauren Ave	Condo	1	1	6	\$500K	\$663K
21 February, 2017	216, 347 Sorauren Ave	Condo	1	1	7	\$500K	\$718K
22 February, 2017	98 Fern Ave	Detached	2	1	7	\$799K	\$932K
	203, 27 Brock Ave	Condo	1	1	5	\$599K	\$700K
28 February, 2017	37 Wright Ave	Townhouse	2	2	7	\$725K	\$832K
2 March, 2017	67 Lynd Ave	Semi-Detached	3	2	2	\$899K	\$1,025K
4 March, 2017	257 Garden Ave	Detached	3	4	2	\$1,600K	\$1,600K
7 March, 2017	46 Seaforth Ave	Semi-Detached	3	2	7	\$799K	\$860K
	94 O'hara Ave	Detached	2	3	8	\$949K	\$1,050K
9 March, 2017	26 Golden Ave	Detached	3	2	8	\$899K	\$1,226K
13 March, 2017	20 Macdonell Ave	Semi-Detached	4	4	10	\$1,499K	\$2,000K
	37 Noble St	Townhouse	2	2	0	\$1,250K	\$1,250K
	209, 27 Brock Ave	Condo	1	1	5	\$699K	\$821K
14 March, 2017	Ph4, 2154 Dundas St W	Condo	1	1	7	\$469K	\$591K
15 March, 2017	22 Macdonell Ave	Semi-Detached	4	4	0	\$2,100K	\$2,100K
	95 1/2 Fuller Ave	Detached	1	1	7	\$600K	\$588K
	2011 Dundas St W	Detached	7	5	69	\$1,651K	\$1,648K
16 March, 2017	206, 363 Sorauren Ave	Condo	1	1	7	\$500K	\$737K
21 March, 2017	77 O'hara Ave	Semi-Detached	5	3	6	\$995K	\$1,205K
22 March, 2017	41 Grenadier Rd	Semi-Detached	4	3	0	\$998K	\$1,235K
28 March, 2017	214, 363 Sorauren Ave	Condo	1	1	7	\$500K	\$640K
29 March, 2017	304, 24 Howard Park Ave	Condo	2	1	5	\$590K	\$636K

## Data

Month, Day, Year of Sold Date	Address1	Property Type	Bedrooms	Washrooms	Days on the Market	List Price	Sold Price
31 March, 2017	59 Fuller Ave	Detached	4	2	11	\$1,350K	\$1,450K
3 April, 2017	3 Fermanagh Ave	Semi-Detached	3	1	6	\$799K	\$839K
4 April, 2017	12 Westminster Ave	Townhouse	5	2	8	\$1,095K	\$1,310K
	206 Howard Park Ave	Detached	3	2	8	\$949K	\$1,009K
5 April, 2017	135 Macdonell Ave	Semi-Detached	4	4	9	\$949K	\$1,325K
6 April, 2017	7 Fern Ave	Townhouse	3	2	3	\$979K	\$1,135K
10 April, 2017	43 Galley Ave	Semi-Detached	5	2	7	\$1,100K	\$1,310K
11 April, 2017	7 Grafton Ave	Semi-Detached	3	2	8	\$899K	\$1,180K
	53 Wright Ave	Semi-Detached	3	2	6	\$880K	\$1,011K
	210, 383 Sorauren Ave	Condo	1	1	6	\$499K	\$620K
19 April, 2017	602, 437 Roncesvalles Ave	Condo	1	1	10	\$469K	\$460K
20 April, 2017	38 Noble St	Townhouse	3	2	8	\$699K	\$960K
	201, 383 Sorauren Ave	Condo	1	2	8	\$499K	\$605K
23 April, 2017	181 Pearson Ave	Detached	4	3	5	\$1,350K	\$1,560K
24 April, 2017	43 Triller Ave	Detached	3	2	6	\$900K	\$1,079K
25 April, 2017	9, 26 Noble St	Condo	1	1	22	\$599K	\$672K
	42 Fermanagh Ave	Semi-Detached	3	2	6	\$950K	\$1,253K
	73 Marion St	Detached	4	4	7	\$1,289K	\$1,329K
	201, 363 Sorauren Ave	Condo	1	1	7	\$530K	\$750K
26 April, 2017	40 O'hara Ave	Semi-Detached	5	2	14	\$1,179K	\$1,165K
1 May, 2017	104, 369 Sorauren Ave	Condo	1	2	5	\$519K	\$615K
	121 Sorauren Ave	Semi-Detached	5	4	6	\$899K	\$1,305K
2 May, 2017	120 Pearson Ave	Semi-Detached	3	2	13	\$975K	\$925K
	208 Geoffrey St	Detached	5	2	7	\$1,399K	\$1,380K
3 May, 2017	104, 24 Noble St	Condo	1	1	8	\$400K	\$650K
5 May, 2017	34 Macdonell Ave	Semi-Detached	3	2	8	\$950K	\$939K
6 May, 2017	70 Parkway Ave	Detached	4	2	31	\$1,498K	\$1,420K
	97 O'hara Ave	Detached	4	2	3	\$1,050K	\$1,265K

## Data

Month, Day, Year of Sold Date	Address1	Property Type	Bedrooms	Washrooms	Days on the Market	List Price	Sold Price
8 May, 2017	91 Fern Ave	Semi-Detached	3	2	4	\$980K	\$1,201K
	200 Galley Ave	Semi-Detached	3	3	6	\$1,000K	\$1,231K
9 May, 2017	46 Fermanagh Ave	Townhouse	3	2	5	\$979K	\$1,278K
	109 Garden Ave	Semi-Detached	3	2	7	\$899K	\$970K
15 May, 2017	7 Earnbridge St	Semi-Detached	3	3	7	\$989K	\$1,360K
16 May, 2017	96 Pearson Ave	Townhouse	3	2	6	\$1,199K	\$1,175K
18 May, 2017	407, 369 Sorauren Ave	Condo	1	1	7	\$529K	\$615K
19 May, 2017	27 Wright Ave	Semi-Detached	3	2	18	\$900K	\$900K
	217, 363 Sorauren Ave	Condo	2	2	9	\$550K	\$701K
	405, 437 Roncesvalles Ave	Condo	1	2	14	\$779K	\$755K
23 May, 2017	409, 24 Noble St	Condo	1	1	8	\$400K	\$447K
24 May, 2017	75 Fuller Ave	Semi-Detached	3	3	16	\$999K	\$972K
26 May, 2017	107 Fern Ave	Detached	2	1	7	\$959K	\$925K
31 May, 2017	95 Macdonell Ave	Detached	4	3	8	\$1,800K	\$1,790K
	142 West Lodge Ave	Semi-Detached	3	1	8	\$599K	\$635K
	Ph2, 383 Sorauren Ave	Condo	2	2	30	\$1,149K	\$1,130K
1 June, 2017	54 Golden Ave	Detached	3	2	8	\$1,295K	\$1,230K
	204, 383 Sorauren Ave	Condo	1	1	7	\$499K	\$518K
2 June, 2017	140 Galley Ave	Semi-Detached	3	1	20	\$900K	\$885K
6 June, 2017	414, 369 Sorauren Ave	Condo	1	1	11	\$500K	\$540K
7 June, 2017	16 Pearson Ave	Semi-Detached	6	2	1	\$1,250K	\$1,316K
	31 Garden Ave	Detached	3	3	7	\$1,499K	\$1,550K
	2179 Dundas St W	Detached	3	1	22	\$1,039K	\$1,039K
8 June, 2017	57 Roncesvalles Ave	Semi-Detached	3	3	21	\$1,099K	\$1,005K
	212, 363 Sorauren Ave	Condo	1	1	8	\$489K	\$532K
13 June, 2017	410, 25 Ritchie Ave	Condo	1	1	7	\$350K	\$462K
14 June, 2017	153 Fern Ave	Townhouse	2	1	18	\$799K	\$790K
16 June, 2017	205, 24 Noble St	Condo	0	1	17	\$300K	\$420K

## Data

Month, Day, Year of Sold Date	Address1	Property Type	Bedrooms	Washrooms	Days on the Market	List Price	Sold Price
16 June, 2017	223, 347 Sorauren Ave	Condo	1	1	2	\$400K	\$417K
17 June, 2017	308, 36 Howard Park Ave	Condo	1	1	8	\$488K	\$487K
20 June, 2017	412, 383 Sorauren Ave	Condo	1	1	14	\$599K	\$540K
21 June, 2017	202, 369 Sorauren Ave	Condo	1	1	7	\$450K	\$515K
22 June, 2017	#402, 25 Ritchie Ave	Condo	1	1	7	\$320K	\$436K
25 June, 2017	51 Hewitt Ave	Detached	4	4	4	\$1,799K	\$1,810K
28 June, 2017	36 Pearson Ave	Semi-Detached	3	2	21	\$1,269K	\$1,250K
	83 Westminster Ave	Semi-Detached	3	2	8	\$949K	\$1,200K
29 June, 2017	96 Fern Ave	Semi-Detached	3	2	23	\$1,150K	\$1,135K
1 July, 2017	50A Galley Ave	Semi-Detached	4	2	36	\$1,149K	\$1,100K
5 July, 2017	111, 363 Sorauren Ave	Condo	1	2	37	\$750K	\$725K
	132 West Lodge Ave	Semi-Detached	3	2	13	\$849K	\$820K
7 July, 2017	154 Galley Ave	Detached	3	4	25	\$1,499K	\$1,470K
11 July, 2017	136 Wright Ave	Detached	2	3	1	\$1,199K	\$1,100K
14 July, 2017	32 Saunders Ave	Detached	3	3	63	\$1,289K	\$1,230K
21 July, 2017	407, 2154 Dundas St W	Condo	1	1	11	\$500K	\$581K
25 July, 2017	22 Galley Ave	Detached	5	2	8	\$1,089K	\$1,500K
	112, 25 Ritchie Ave	Condo	1	1	14	\$450K	\$545K
	401, 1 Columbus Ave	Condo	2	2	1	\$2,495K	\$2,810K
27 July, 2017	509B, 25 Ritchie Ave	Condo	1	1	14	\$498K	\$478K
29 July, 2017	57 Ritchie Ave	Detached	3	3	2	\$1,195K	\$1,217K
2 August, 2017	5 Grafton Ave	Other	5	6	26	\$1,400K	\$1,475K
18 August, 2017	50 Galley Ave	Semi-Detached	3	3	5	\$1,199K	\$1,167K
21 August, 2017	28 Columbus Ave	Semi-Detached	4	4	40	\$1,099K	\$1,011K
23 August, 2017	31 Grenadier Rd	Detached	5	2	6	\$1,250K	\$1,230K
12 September, 2017	206, 369 Sorauren Ave	Condo	1	1	1	\$530K	\$520K
	513, 383 Sorauren Ave	Condo	1	1	14	\$499K	\$495K
15 September, 2017	112A, 347 Sorauren Ave	Condo	1	1	2	\$760K	\$740K



## Data

Month, Day, Year of Sold Date	Address1	Property Type	Bedrooms	Washrooms	Days on the Market	List Price	Sold Price
15 September, 2017	151 Macdonell Ave	Semi-Detached	3	3	2	\$1,150K	\$1,275K
25 September, 2017	18 Fermanagh Ave	Semi-Detached	4	2	0	\$1,189K	\$1,289K
26 September, 2017	53 Pearson Ave	Detached	4	5	41	\$1,800K	\$1,750K
3 October, 2017	66 Triller Ave	Detached	6	0	138	\$1,275K	\$1,275K
4 October, 2017	69 Galley Ave	Semi-Detached	3	4	0	\$1,250K	\$1,465K
6 October, 2017	225, 36 Howard Park Ave	Condo	2	2	84	\$690K	\$693K
10 October, 2017	509, 36 Howard Park Ave	Condo	1	1	5	\$379K	\$375K
11 October, 2017	105 Fermanagh Ave	Semi-Detached	3	2	14	\$1,079K	\$1,135K
	512, 24 Noble St	Condo	1	1	7	\$689K	\$705K
14 October, 2017	110 Westminster Ave	Detached	4	4	25	\$1,699K	\$1,704K
16 October, 2017	6 Columbus Ave	Detached	4	4	41	\$1,599K	\$1,575K
24 October, 2017	81 Fern Ave	Townhouse	3	3	8	\$1,000K	\$1,110K
25 October, 2017	4 Garden Ave	Semi-Detached	3	3	7	\$1,349K	\$1,375K
	165 Glendale Ave	Semi-Detached	4	4	40	\$1,790K	\$1,600K
	2163 Dundas St W	Semi-Detached	7	3	29	\$1,100K	\$1,025K
26 October, 2017	9 Herman Ave	Semi-Detached	4	2	7	\$849K	\$1,001K
30 October, 2017	102, 363 Sorauren Ave	Condo	2	2	7	\$850K	\$1,061K
5 November, 2017	70 Parkway Ave	Detached	4	2	5	\$1,299K	\$1,250K
10 November, 2017	33 Howard Park Ave	Semi-Detached	4	4	66	\$988K	\$965K
14 November, 2017	117, 437 Roncesvalles Ave	Condo	1	1	6	\$649K	\$638K
15 November, 2017	415, 369 Sorauren Ave	Condo	1	1	14	\$549K	\$551K
18 November, 2017	181 Fern Ave	Townhouse	3	2	52	\$1,299K	\$1,270K
20 November, 2017	108, 27 Brock Ave	Condo	1	1	5	\$589K	\$650K
21 November, 2017	51 Geoffrey St	Detached	3	2	8	\$999K	\$1,405K
22 November, 2017	101, 1 Columbus Ave	Condo	1	1	8	\$1,149K	\$1,112K
	169 Fern Ave	Semi-Detached	3	2	21	\$1,298K	\$1,300K
24 November, 2017	8 Indian Tr	Semi-Detached	5	1	2	\$949K	\$1,255K
27 November, 2017	508, 383 Sorauren Ave	Condo	1	1	19	\$519K	\$519K

## Data

Month, Day, Year of Sold Date	Address1	Property Type	Bedrooms	Washrooms	Days on the Market	List Price	Sold Price
1 December, 2017	107, 2154 Dundas St W	Condo	2	1	11	\$665K	\$739K
5 December, 2017	48 Galley Ave	Semi-Detached	4	3	22	\$1,399K	\$1,360K
13 December, 2017	61 West Lodge Ave	Semi-Detached	4	3	15	\$1,199K	\$1,222K
	204, 27 Brock Ave	Condo	1	1	5	\$399K	\$451K
20 December, 2017	1278 Davenport Rd	Other	9	3	89	\$1,800K	\$1,680K
21 December, 2017	201, 36 Howard Park Ave	Condo	1	1	13	\$619K	\$600K
22 December, 2017	305, 24 Noble St	Condo	0	1	14	\$400K	\$450K
18 January, 2018	119 Fern Ave	Semi-Detached	3	2	14	\$1,230K	\$1,200K
24 January, 2018	417, 383 Sorauren Ave	Condo	1	2	8	\$790K	\$790K
12 February, 2018	18 Earnbridge St	Semi-Detached	5	3	7	\$980K	\$1,210K
15 February, 2018	67 Lynd Ave	Semi-Detached	3	4	8	\$1,299K	\$1,555K
21 February, 2018	91 Seaforth Ave	Semi-Detached	2	2	9	\$800K	\$786K
	111, 24 Noble St	Condo	0	1	13	\$450K	\$448K
26 February, 2018	37 Galley Ave	Detached	3	3	6	\$1,729K	\$2,000K
27 February, 2018	29 Marion St	Semi-Detached	3	1	7	\$799K	\$903K
28 February, 2018	604, 369 Sorauren Ave	Condo	1	1	7	\$500K	\$551K
	610, 36 Howard Park Ave	Condo	2	2	15	\$790K	\$770K
2 March, 2018	128 Macdonell Ave	Semi-Detached	5	2	9	\$1,239K	\$1,220K
4 March, 2018	73 Garden Ave	Detached	2	1	10	\$1,590K	\$1,375K
	211, 347 Sorauren Ave	Condo	1	1	4	\$629K	\$609K
5 March, 2018	104, 27 Brock Ave	Condo	1	1	22	\$420K	\$409K
	109 Garden Ave	Semi-Detached	3	2	5	\$1,349K	\$1,505K
6 March, 2018	3 Lukow Terr	Semi-Detached	4	4	8	\$1,425K	\$1,505K
7 March, 2018	106 Pearson Ave	Semi-Detached	5	2	7	\$949K	\$1,218K
13 March, 2018	60 Geoffrey St	Semi-Detached	3	2	4	\$950K	\$1,175K
	413, 36 Howard Park	Condo	1	1	6	\$500K	\$615K
20 March, 2018	145 Lansdowne Ave	Other	9	6	42	\$2,650K	\$2,580K
26 March, 2018	506, 383 Sorauren Ave	Condo	1	1	5	\$550K	\$589K

Data

Month, Day, Year of Sold Date	Address1	Property Type	Bedrooms	Washrooms	Days on the Market	List Price	Sold Price
27 March, 2018	53 Galley Ave	Semi-Detached	3	2	7	\$969K	\$1,150K
	210, 369 Sorauren Ave	Condo	1	1	8	\$500K	\$591K
	412, 36 Howard Park Ave	Condo	3	2	7	\$887K	\$995K
28 March, 2018	304, 24 Noble St	Condo	1	1	16	\$600K	\$620K
31 March, 2018	203 Sorauren Ave	Semi-Detached	4	2	11	\$1,175K	\$1,308K