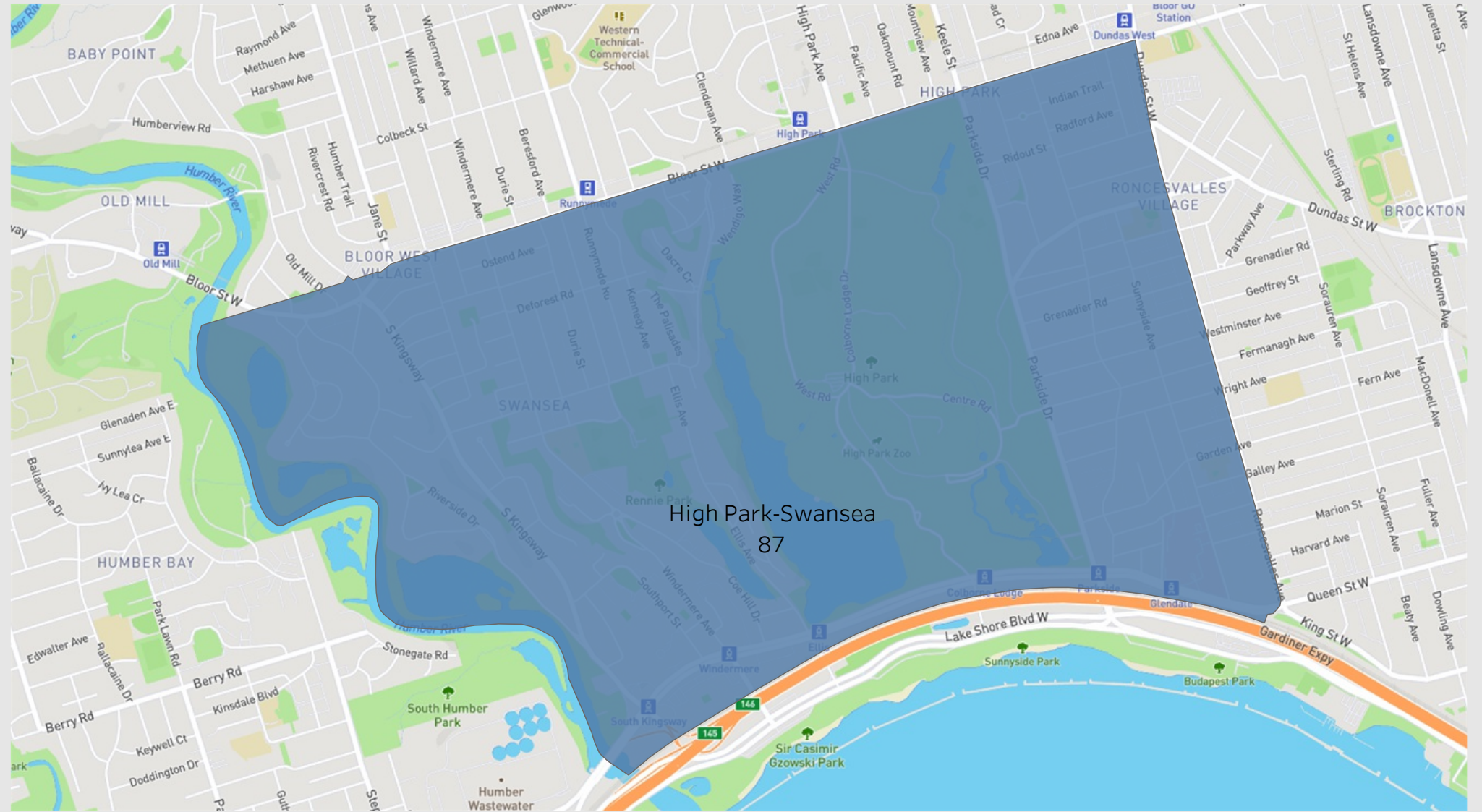
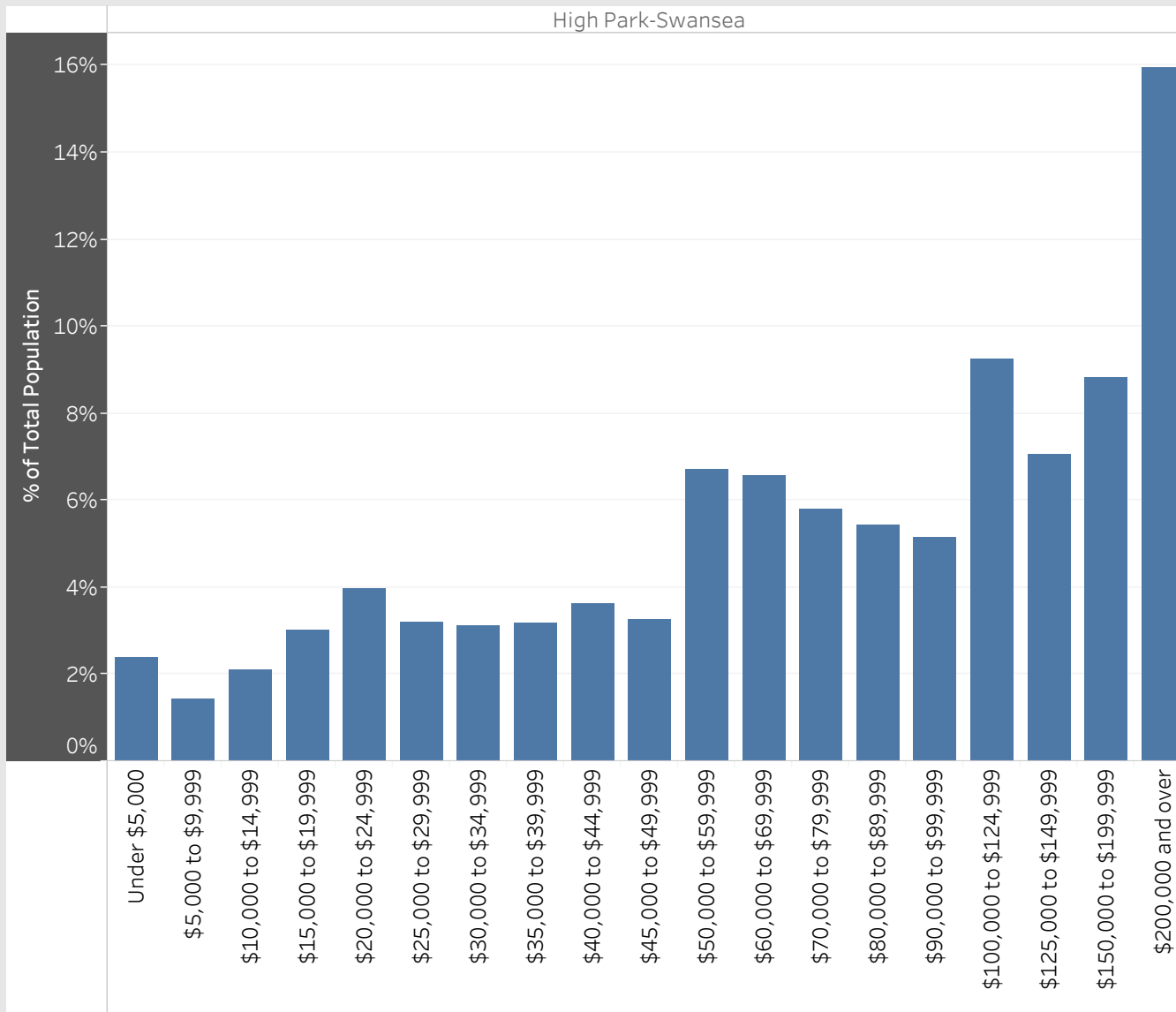


High Park-Swansea  
Neighbourhood Breakdown  
July 1st, 2015 - March 31st, 2018

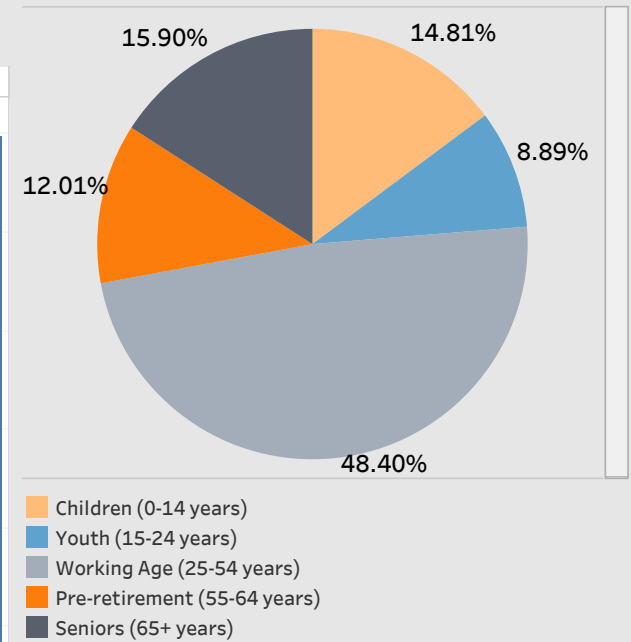


# 2016 StatsCan Data

## Household Income in High Park-Swansea



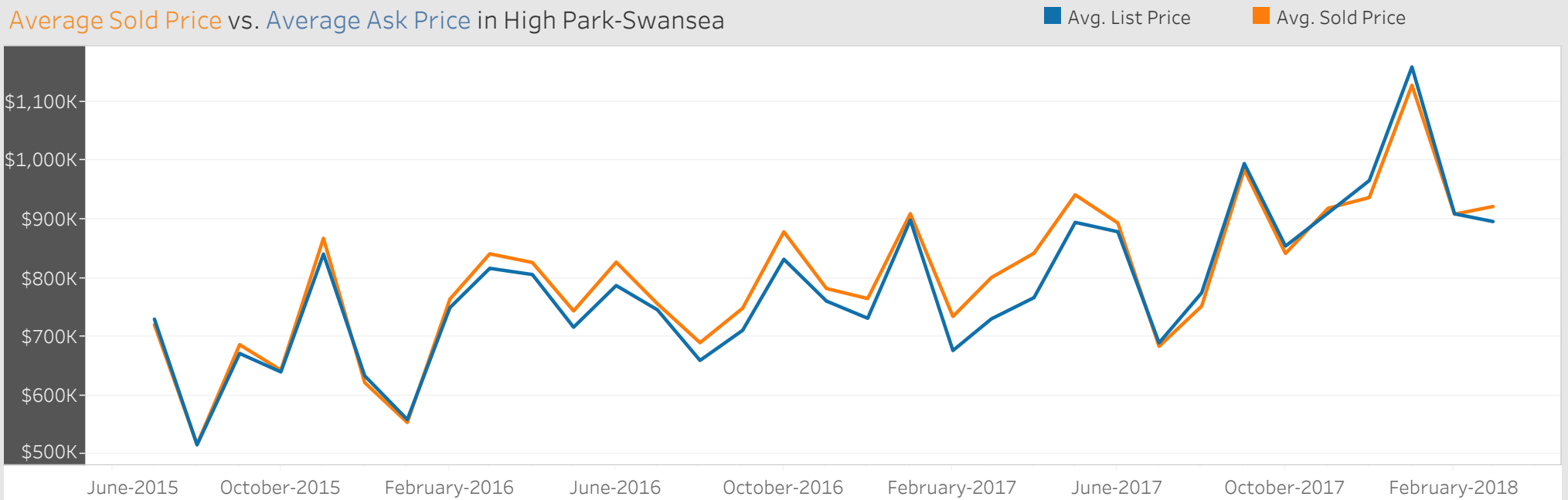
## Age



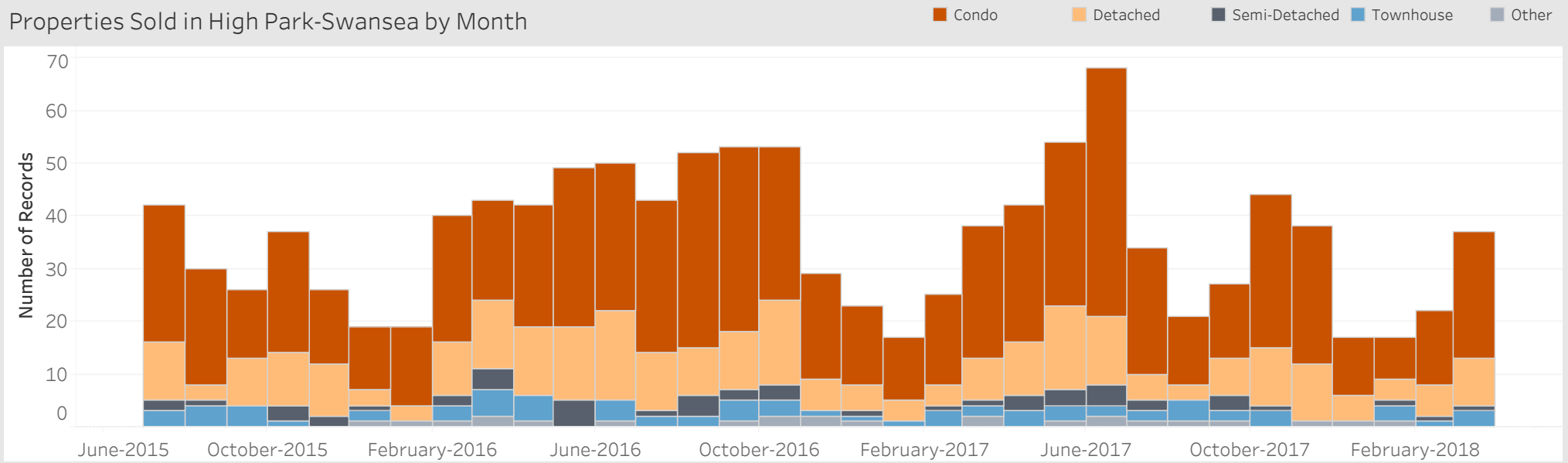
## Visible Minorities

Not a visible minority	80.84%
Black	3.66%
South Asian	3.42%
Chinese	3.17%
Latin American	2.03%
Filipino	1.39%
Multiple visible minorities	1.18%
Korean	1.16%
Southeast Asian	1.03%
Arab	0.64%
Japanese	0.64%
Visible minority; n.i.e.	0.47%
West Asian	0.36%

## Average Sold Price vs. Average Ask Price in High Park-Swansea



## Properties Sold in High Park-Swansea by Month



## Data

Month, Day, Year of Sold Date	Address1	Property Type	Bedrooms	Washrooms	Days on the Market	List Price	Sold Price
1 July, 2015	20 Windermere Ave, Toronto	Townhouse	1	2	14	\$489K	\$485K
	416, 20 Southport St, Toronto	Condo	2	2	13	\$379K	\$360K
	2212, 105 The Queensway Ave, Toronto	Condo	1	1	35	\$245K	\$236K
	2803, 103 The Queensway , Toronto	Condo	2	1	57	\$334K	\$324K
2 July, 2015	1012, 45 Southport St, Toronto	Condo	2	2	14	\$395K	\$425K
4 July, 2015	221 Pearson Ave, Toronto	Detached	4	3	2	\$1,190K	\$1,179K
5 July, 2015	22, 6 Windermere Ave, Toronto	Townhouse	3	2	6	\$620K	\$620K
	1107, 15 Windermere Ave, Toronto	Condo	2	2	21	\$358K	\$355K
6 July, 2015	602, 1 Old Mill Drive Dr, Toronto	Condo	1	1	95	\$419K	\$395K
	1706, 1900 Lake Shore Blvd, Toronto	Condo	1	2	70	\$415K	\$405K
7 July, 2015	125 Durie St, Toronto	Detached	3	2	9	\$999K	\$1,160K
	179 Glendale Ave, Toronto	Detached	4	3	35	\$1,379K	\$1,345K
8 July, 2015	2 Dacre Cres, Toronto	Detached	4	5	15	\$3,399K	\$3,250K
	2 Ostend Ave, Toronto	Detached	3	4	7	\$1,275K	\$1,252K
	91 South Kingsway , Toronto	Detached	3	3	14	\$899K	\$899K
	111 Parkside Dr, Toronto	Semi-Detached	4	2	7	\$799K	\$810K
	1601, 103 The Queensway Ave, Toronto	Condo	2	1	50	\$305K	\$290K
9 July, 2015	309 Sunnyside Ave, Toronto	Detached	5	2	8	\$1,149K	\$1,200K
10 July, 2015	634, 22 Southport St, Toronto	Condo	1	2	30	\$385K	\$375K
12 July, 2015	347 Windermere Ave, Toronto	Detached	3	1	28	\$830K	\$800K
	1716, 105 The Queensway , Toronto	Condo	1	1	69	\$349K	\$345K
13 July, 2015	18 Brule Gdns, Toronto	Detached	4	3	53	\$1,795K	\$1,730K
	923, 22 Southport St, Toronto	Condo	1	2	1	\$395K	\$405K
	2106, 103 The Queensway Ave, Toronto	Condo	2	2	16	\$408K	\$405K
	2402, 15 Windermere Ave, Toronto	Condo	2	2	50	\$335K	\$330K
14 July, 2015	111, 2 Old Mill Dr, Toronto	Condo	1	2	2	\$510K	\$520K
	429, 22 Southport St, Toronto	Condo	1	2	7	\$399K	\$404K
	1208, 103 The Queensway Ave, Toronto	Condo	2	1	2	\$288K	\$285K

## Data

Month, Day, Year of Sold Date	Address1	Property Type	Bedrooms	Washrooms	Days on the Market	List Price	Sold Price
14 July, 2015	2416, 103 The Queensway Way, Toronto	Condo	1	1	119	\$309K	\$296K
15 July, 2015	52, 111 The Queensway Ave, Toronto	Townhouse	3	3	31	\$625K	\$616K
16 July, 2015	509, 1 Old Mill Dr, Toronto	Condo	2	1	45	\$393K	\$385K
19 July, 2015	30 Ostend Ave, Toronto	Semi-Detached	3	2	13	\$775K	\$770K
20 July, 2015	61 Runnymede Rd, Toronto	Detached	3	3	9	\$1,080K	\$1,120K
	304, 2545 Bloor St, Toronto	Condo	2	2	63	\$895K	\$865K
	1416, 105 The Queensway St, Toronto	Condo	1	1	1	\$328K	\$327K
21 July, 2015	123, 1 Old Mill Dr, Toronto	Condo	2	1	41	\$450K	\$439K
	404, 1 Old Mill Dr, Toronto	Condo	2	2	16	\$728K	\$720K
	919, 35 Ormskirk Ave, Toronto	Condo	2	1	51	\$389K	\$367K
	2705, 105 The Queensway Ave, Toronto	Condo	1	2	47	\$298K	\$292K
23 July, 2015	279 Riverside Dr, Toronto	Detached	4	4	18	\$2,978K	\$2,813K
26 July, 2015	2316, 105 The Queensway Ave, Toronto	Condo	1	1	33	\$329K	\$325K
27 July, 2015	2215, 105 The Queensway Ave, Toronto	Condo	1	1	20	\$349K	\$342K
2 August, 2015	76 Boustead Ave, Toronto	Semi-Detached	3	2	25	\$850K	\$800K
3 August, 2015	201, 65 Southport St, Toronto	Condo	2	2	48	\$386K	\$384K
	205, 60 Southport St, Toronto	Condo	2	2	11	\$469K	\$460K
	328, 1 Old Mill Dr, Toronto	Condo	2	3	48	\$959K	\$900K
	Th104, 9 Windermere Ave, Toronto	Townhouse	1	1	27	\$225K	\$218K
4 August, 2015	Th57, 93 The Queensway Ave, Toronto	Townhouse	2	2	6	\$440K	\$451K
5 August, 2015	255, 24 Southport St, Toronto	Condo	2	1	28	\$252K	\$245K
	1808, 105 The Queensway Ave, Toronto	Condo	1	1	27	\$249K	\$240K
6 August, 2015	371 Parkside Dr, Toronto	Detached	5	4	29	\$1,799K	\$1,750K
	515, 105 The Queensway Ave, Toronto	Condo	1	1	59	\$299K	\$292K
7 August, 2015	803, 1 Old Mill Dr, Toronto	Condo	2	1	26	\$450K	\$447K
10 August, 2015	214, 20 Southport St, Toronto	Condo	2	2	12	\$285K	\$280K
13 August, 2015	923, 60 Southport St, Toronto	Condo	2	1	53	\$375K	\$370K
16 August, 2015	1905, 105 The Queensway Ave, Toronto	Condo	1	2	13	\$285K	\$300K

## Data

Month, Day, Year of Sold Date	Address1	Property Type	Bedrooms	Washrooms	Days on the Market	List Price	Sold Price
16 August, 2015	2301, 103 The Queensway Ave, Toronto	Condo	2	1	26	\$325K	\$325K
19 August, 2015	1105, 15 Windermere Ave, Toronto	Condo	2	2	14	\$480K	\$473K
20 August, 2015	103, 9 Windermere Ave, Toronto	Townhouse	1	1	16	\$229K	\$220K
	828, 1 Old Mill Dr, Toronto	Condo	2	3	77	\$920K	\$925K
23 August, 2015	4 Mayfield Ave, Toronto	Detached	2	1	7	\$849K	\$925K
24 August, 2015	2010, 15 Windermere Ave, Toronto	Condo	2	2	68	\$439K	\$424K
26 August, 2015	77, 119A The Queensway Ave, Toronto	Townhouse	3	2	8	\$600K	\$615K
	113, 2 Old Mill Dr, Toronto	Condo	1	2	16	\$520K	\$520K
27 August, 2015	510, 45 Southport St, Toronto	Condo	2	2	17	\$413K	\$420K
	2410, 15 Windermere Ave, Toronto	Condo	2	2	9	\$500K	\$495K
	2601, 15 Windermere Ave, Toronto	Condo	2	2	77	\$390K	\$385K
29 August, 2015	2011, 15 Windermere Ave, Toronto	Condo	2	2	12	\$380K	\$375K
30 August, 2015	108, 65 Southport St, Toronto	Condo	2	2	38	\$400K	\$385K
	109 Kennedy Ave, Toronto	Detached	4	4	6	\$989K	\$1,201K
	903, 1900 Lakeshore Blvd, Toronto	Condo	1	2	94	\$470K	\$442K
	2208, 105 The Queensway Ave, Toronto	Condo	1	1	16	\$265K	\$255K
3 September, 2015	65, 115 The Queensway Ave, Toronto	Townhouse	3	2	9	\$630K	\$620K
4 September, 2015	406, 15 Windermere Ave, Toronto	Condo	2	2	11	\$339K	\$338K
8 September, 2015	1207, 65 Southport St, Toronto	Condo	2	2	1	\$399K	\$420K
9 September, 2015	1713, 105 The Queensway , Toronto	Condo	1	1	15	\$239K	\$238K
13 September, 2015	2304, 103 The Queensway Ave, Toronto	Condo	2	2	41	\$529K	\$518K
14 September, 2015	Ph 6, 15 Windermere Ave, Toronto	Condo	2	3	15	\$720K	\$700K
16 September, 2015	Th101, 15 Windermere Ave, Toronto	Condo	2	2	31	\$420K	\$417K
20 September, 2015	7 Coe Hill Dr, Toronto	Detached	2	2	7	\$759K	\$790K
	63 Beresford Ave, Toronto	Detached	2	1	11	\$660K	\$768K
22 September, 2015	507, 15 Windermere Ave, Toronto	Condo	2	2	19	\$360K	\$355K
	2505, 15 Windermere Ave, Toronto	Condo	2	2	2	\$495K	\$484K
23 September, 2015	89 Indian Rd, Toronto	Detached	5	5	3	\$1,798K	\$1,798K

## Data

Month, Day, Year of Sold Date	Address1	Property Type	Bedrooms	Washrooms	Days on the Market	List Price	Sold Price
23 September, 2015	411, 105 The Queensway Ave, Toronto	Condo	1	1	31	\$365K	\$350K
	412, 2 Old Mill Dr, Toronto	Condo	1	1	6	\$420K	\$412K
	Th35, 93 The Queensway (Sale) Ave, Tor..	Townhouse	1	1	47	\$220K	\$215K
24 September, 2015	125 Beresford Ave, Toronto	Detached	5	4	9	\$1,288K	\$1,399K
	310, 1 Old Mill Dr, Toronto	Condo	2	1	44	\$411K	\$405K
	1904, 105 The Queensway , Toronto	Condo	1	1	64	\$316K	\$306K
	Th 43, 93 The Queensway Ave, Toronto	Townhouse	2	2	17	\$360K	\$360K
25 September, 2015	805, 105 The Queensway Ave, Toronto	Condo	1	2	81	\$285K	\$280K
27 September, 2015	29 Ormskirk Crt, Toronto	Detached	3	3	19	\$899K	\$920K
	56 Lavinia Ave, Toronto	Detached	3	4	35	\$1,629K	\$1,600K
28 September, 2015	46 Radford Ave, Toronto	Detached	6	2	8	\$899K	\$1,120K
	98 Runnymede Rd, Toronto	Detached	3	3	7	\$899K	\$922K
	Th98, 9 Windermere Ave, Toronto	Townhouse	1	2	19	\$480K	\$467K
29 September, 2015	78 Mayfield Ave, Toronto	Detached	4	4	8	\$1,648K	\$1,653K
1 October, 2015	808, 103 The Queensway Ave, Toronto	Condo	2	1	16	\$282K	\$277K
	903, 15 Windermere Ave, Toronto	Condo	2	1	15	\$300K	\$299K
2 October, 2015	28, 93 The Queensway , Toronto	Townhouse	1	2	5	\$460K	\$459K
	710, 105 The Queensway Ave, Toronto	Condo	1	2	67	\$419K	\$402K
3 October, 2015	1911, 15 Windermere Ave, Toronto	Condo	2	2	33	\$365K	\$360K
4 October, 2015	19 Ellis Park Rd, Toronto	Detached	2	2	26	\$998K	\$1,015K
	65 High Park Blvd, Toronto	Detached	4	4	21	\$1,999K	\$1,927K
5 October, 2015	67 Boustead Ave, Toronto	Detached	6	5	8	\$1,199K	\$1,265K
	294 Wright Ave, Toronto	Detached	4	3	22	\$1,450K	\$1,400K
6 October, 2015	44 Beresford Ave, Toronto	Detached	2	2	6	\$798K	\$914K
	104, 35 Ormskirk Ave, Toronto	Condo	2	1	9	\$430K	\$438K
8 October, 2015	309, 1 Ripley Ave, Toronto	Condo	2	2	30	\$548K	\$548K
10 October, 2015	908, 103 The Queensway Ave, Toronto	Condo	2	1	2	\$280K	\$280K
	2104, 105 The Queensway , Toronto	Condo	1	1	49	\$315K	\$310K

## Data

Month, Day, Year of Sold Date	Address1	Property Type	Bedrooms	Washrooms	Days on the Market	List Price	Sold Price
11 October, 2015	2512, 105 The Queensway , Toronto	Condo	1	1	32	\$290K	\$260K
12 October, 2015	226, 2 Old Mill Dr, Toronto	Condo	1	2	31	\$545K	\$520K
	401, 2511 Bloor St, Toronto	Condo	2	1	12	\$749K	\$799K
13 October, 2015	1503, 15 Windermere Ave, Toronto	Condo	2	1	16	\$300K	\$298K
14 October, 2015	312, 2 Old Mill Dr, Toronto	Condo	1	1	27	\$424K	\$419K
16 October, 2015	818, 35 Ormskirk Ave, Toronto	Condo	2	2	12	\$419K	\$429K
17 October, 2015	268 Garden Ave, Toronto	Semi-Detached	3	2	5	\$799K	\$790K
	601, 20 Southport St, Toronto	Condo	2	2	51	\$365K	\$360K
19 October, 2015	2812, 105 The Queensway Ave, Toronto	Condo	1	1	42	\$279K	\$270K
20 October, 2015	45 South Kingsway , Toronto	Detached	3	2	7	\$750K	\$785K
	49 Runnymede Rd, Toronto	Semi-Detached	3	2	1	\$700K	\$837K
21 October, 2015	614, 2 Old Mill Dr, Toronto	Condo	1	1	12	\$480K	\$475K
	703, 383 Ellis Park Rd, Toronto	Condo	1	2	1	\$748K	\$781K
22 October, 2015	69A Morningside Ave, Toronto	Detached	2	2	22	\$705K	\$716K
24 October, 2015	617, 2 Old Mill Dr, Toronto	Condo	1	2	45	\$779K	\$759K
27 October, 2015	195 South Kingsway , Toronto	Detached	3	2	9	\$1,050K	\$950K
	1007, 15 Windermere Ave, Toronto	Condo	2	2	15	\$365K	\$360K
	2711, 103 The Queensway Ave, Toronto	Condo	2	2	57	\$370K	\$368K
28 October, 2015	28 Alhambra Ave, Toronto	Detached	4	4	1	\$1,189K	\$1,189K
	142 Howard Park Ave, Toronto	Semi-Detached	4	3	8	\$996K	\$1,000K
29 October, 2015	121 Parkside Dr, Toronto	Detached	3	2	44	\$899K	\$875K
	1003, 15 Windermere Ave, Toronto	Condo	2	1	19	\$300K	\$300K
31 October, 2015	806, 65 Southport St, Toronto	Condo	2	2	19	\$349K	\$370K
1 November, 2015	176 South Kingsway , Toronto	Detached	4	4	20	\$1,298K	\$1,275K
3 November, 2015	79 Lavinia Ave, Toronto	Detached	3	4	41	\$1,375K	\$1,313K
	609, 60 Southport St, Toronto	Condo	2	2	21	\$440K	\$437K
	901, 383 Ellis Park Rd, Toronto	Condo	1	2	10	\$1,800K	\$1,620K
4 November, 2015	271 Windermere Ave, Toronto	Detached	3	4	8	\$1,398K	\$1,515K



## Data

Month, Day, Year of Sold Date	Address1	Property Type	Bedrooms	Washrooms	Days on the Market	List Price	Sold Price
4 November, 2015	2514, 103 The Queensway St, Toronto	Condo	1	1	50	\$335K	\$320K
10 November, 2015	36 Boustead Ave, Toronto	Detached	2	2	8	\$900K	\$1,152K
	55 Runnymede Rd, Toronto	Detached	3	3	10	\$1,048K	\$998K
	1003, 103 The Queensway Ave, Toronto	Condo	2	1	29	\$309K	\$305K
	Gph06, 2 Old Mill Dr, Toronto	Condo	1	2	26	\$1,150K	\$1,110K
12 November, 2015	603, 2 Old Mill Dr, Toronto	Condo	1	2	15	\$849K	\$825K
13 November, 2015	109 Sunnyside Ave, Toronto	Semi-Detached	5	4	19	\$899K	\$899K
14 November, 2015	2310, 105 The Queensway Ave, Toronto	Condo	1	2	123	\$440K	\$415K
15 November, 2015	312 Riverside Dr, Toronto	Detached	4	3	4	\$1,200K	\$1,535K
16 November, 2015	18 Rennie Terr, Toronto	Detached	3	2	6	\$900K	\$1,026K
17 November, 2015	103, 2 Old Mill Dr, Toronto	Condo	1	1	35	\$439K	\$438K
18 November, 2015	26 Indian Tr, Toronto	Semi-Detached	5	2	7	\$799K	\$1,021K
	503, 383 Ellis Park Rd, Toronto	Condo	1	1	15	\$768K	\$760K
	2116, 105 The Queensway Ave, Toronto	Condo	1	1	16	\$325K	\$320K
19 November, 2015	5 Yule Ave, Toronto	Detached	3	2	15	\$1,139K	\$1,118K
	140 Glendale Ave, Toronto	Detached	4	3	22	\$1,297K	\$1,265K
22 November, 2015	712, 105 The Queensway Ave, Toronto	Condo	1	1	46	\$265K	\$260K
23 November, 2015	414, 105 The Queensway Ave, Toronto	Condo	1	1	90	\$320K	\$300K
24 November, 2015	2815, 105 The Queensway Ave, Toronto	Condo	1	1	23	\$349K	\$341K
29 November, 2015	1117, 103 The Queensway Ave, Toronto	Condo	2	1	35	\$330K	\$315K
30 November, 2015	65 Indian Tr, Toronto	Detached	4	3	8	\$1,490K	\$1,676K
1 December, 2015	720, 2 Old Mill Dr, Toronto	Condo	1	2	22	\$735K	\$741K
2 December, 2015	18 Beresford Ave, Toronto	Semi-Detached	2	2	3	\$699K	\$777K
	146, 24 Southport St, Toronto	Condo	2	1	14	\$315K	\$310K
	Th96, 9 Windermere Ave, Toronto	Townhouse	1	1	55	\$260K	\$250K
3 December, 2015	645, 24 Southport St, Toronto	Condo	2	1	19	\$319K	\$308K
	1809, 103 The Queensway Ave, Toronto	Condo	2	1	17	\$286K	\$290K
	2712, 103 The Queensway , Toronto	Condo	2	2	30	\$465K	\$440K

## Data

Month, Day, Year of Sold Date	Address1	Property Type	Bedrooms	Washrooms	Days on the Market	List Price	Sold Price
7 December, 2015	1708, 1910 Lakeshore Blvd, Toronto	Condo	1	2	13	\$559K	\$546K
8 December, 2015	87 Indian Rd, Toronto	Detached	5	3	9	\$1,595K	\$1,490K
13 December, 2015	1603, 38 Joe Shuster Way, Toronto	Condo	2	3	122	\$293K	\$289K
16 December, 2015	309, 1638 Bloor St, Toronto	Condo	1	1	23	\$349K	\$342K
	401, 2 Old Mill Dr, Toronto	Condo	1	2	100	\$669K	\$630K
17 December, 2015	22 Mayfield Ave, Toronto	Detached	3	3	4	\$1,779K	\$1,740K
20 December, 2015	613, 2 Old Mill Dr, Toronto	Condo	1	1	65	\$479K	\$467K
	2237 Dundas St, Toronto	Other	6	6	58	\$1,249K	\$1,115K
	3012, 105 The Queensway Ave, Toronto	Condo	1	1	41	\$255K	\$250K
	Th 98, 117A The Queensway Ave, Toronto	Townhouse	3	2	7	\$625K	\$631K
22 December, 2015	175 Windermere Ave, Toronto	Detached	3	3	5	\$749K	\$859K
27 December, 2015	713, 103 The Queensway Ave, Toronto	Condo	2	2	49	\$360K	\$347K
3 January, 2016	1101, 105 The Queensway Ave, Toronto	Condo	1	1	131	\$315K	\$305K
4 January, 2016	411, 15 Windermere Ave, Toronto	Condo	2	1	89	\$290K	\$283K
	706, 103 The Queensway Ave, Toronto	Condo	2	1	17	\$239K	\$234K
6 January, 2016	817, 103 The Queensway Ave, Toronto	Condo	2	1	63	\$325K	\$310K
12 January, 2016	2713, 105 The Queensway Ave, Toronto	Condo	1	1	38	\$250K	\$240K
13 January, 2016	502, 103 The Queensway , Toronto	Condo	2	1	25	\$320K	\$313K
14 January, 2016	2401, 15 Windermere Ave, Toronto	Condo	2	2	50	\$390K	\$380K
18 January, 2016	62 Kennedy Ave, Toronto	Detached	3	2	6	\$989K	\$1,050K
	2111, 105 The Queensway Ave, Toronto	Condo	1	1	97	\$359K	\$350K
19 January, 2016	1702, 105 The Queensway Ave, Toronto	Condo	1	2	85	\$535K	\$510K
21 January, 2016	119-121 Indian Rd	Other	5	2	38	\$1,350K	\$1,250K
22 January, 2016	405, 35 Ormskirk Ave	Condo	2	2	13	\$440K	\$436K
24 January, 2016	44 Morningside Ave	Detached	3	2	10	\$949K	\$1,152K
25 January, 2016	117, 2 Old Mill Dr	Condo	2	2	59	\$665K	\$665K
	315, 2 Old Mill Dr	Condo	1	1	137	\$470K	\$443K
27 January, 2016	2809, 105 The Queensway Ave	Condo	1	1	51	\$243K	\$238K

## Data

Month, Day, Year of Sold Date	Address1	Property Type	Bedrooms	Washrooms	Days on the Market	List Price	Sold Price
29 January, 2016	302, 103 The Queensway Ave	Condo	1	1	108	\$269K	\$269K
	622, 2 Old Mill Dr	Condo	2	2	46	\$729K	\$705K
30 January, 2016	191 Riverside Dr E	Detached	3	4	9	\$1,500K	\$1,400K
1 February, 2016	6 Brule Gdns	Detached	4	3	6	\$1,875K	\$1,915K
2 February, 2016	325, 1 Old Mill Dr	Condo	2	2	15	\$829K	\$785K
	707, 65 Southport St	Condo	2	2	11	\$399K	\$399K
3 February, 2016	155, 24 Southport St	Condo	1	1	16	\$230K	\$220K
	1711, 100 Quebec Ave	Condo	3	2	9	\$579K	\$625K
	2606, 15 Windermere Ave	Condo	1	1	16	\$344K	\$340K
4 February, 2016	44 Mayfield Ave	Detached	3	5	20	\$1,689K	\$1,655K
	2010, 103 The Queensway Ave	Condo	2	2	33	\$360K	\$350K
5 February, 2016	618, 1 Old Mill Dr	Condo	1	1	11	\$450K	\$445K
	709, 60 Southport St	Condo	3	2	28	\$445K	\$438K
6 February, 2016	204, 15 Windermere Ave	Condo	1	1	23	\$310K	\$303K
8 February, 2016	38 Runnymede Rd	Detached	2	2	6	\$799K	\$799K
	324 Riverside Dr	Other	5	4	14	\$1,895K	\$1,850K
9 February, 2016	19 Durie St	Detached	3	2	8	\$899K	\$1,121K
10 February, 2016	525, 22 Southport St	Condo	1	1	2	\$290K	\$310K
11 February, 2016	6 Palisades	Detached	4	2	9	\$1,350K	\$1,503K
	1708, 105 The Queensway Ave	Condo	1	1	28	\$265K	\$258K
	Ph3410, 105 The Queensway Ave	Condo	2	2	28	\$420K	\$416K
12 February, 2016	2502, 103 The Queensway Ave	Condo	1	1	39	\$349K	\$332K
14 February, 2016	16 Wendigo Way	Detached	3	4	9	\$3,000K	\$2,850K
	127 Durie St	Detached	3	2	8	\$1,089K	\$1,180K
16 February, 2016	501, 2511 Bloor St W	Condo	2	2	13	\$955K	\$985K
17 February, 2016	222, 20 Southport St	Condo	2	2	57	\$344K	\$330K
	513, 1 Ripley Ave	Condo	2	2	11	\$599K	\$594K
18 February, 2016	415, 1 Ripley Ave	Condo	2	2	17	\$645K	\$635K

## Data

Month, Day, Year of Sold Date	Address1	Property Type	Bedrooms	Washrooms	Days on the Market	List Price	Sold Price
19 February, 2016	Th95, 9 Windermere Ave	Townhouse	1	1	25	\$270K	\$266K
20 February, 2016	221, 2 Old Mill Dr	Condo	1	1	88	\$444K	\$441K
22 February, 2016	292 Windermere Ave	Detached	3	3	4	\$899K	\$1,100K
	2813, 103 The Queensway Ave	Condo	1	1	19	\$350K	\$335K
23 February, 2016	1213, 103 The Queensway Ave	Condo	2	2	6	\$360K	\$356K
24 February, 2016	4 Ellis Gdns	Detached	4	4	8	\$1,898K	\$1,805K
	106, 35 Ormskirk Ave	Condo	2	2	41	\$459K	\$451K
26 February, 2016	81, 9 Windermere Ave	Townhouse	2	2	10	\$499K	\$505K
27 February, 2016	1012, 15 Windermere Ave	Condo	1	1	19	\$290K	\$285K
28 February, 2016	919, 35 Ormskirk Ave	Condo	2	1	20	\$460K	\$450K
29 February, 2016	74 Deforest Rd	Semi-Detached	3	2	7	\$749K	\$856K
	130 Howard Park Ave	Detached	3	1	28	\$879K	\$870K
	235 Pearson Ave	Semi-Detached	3	3	7	\$990K	\$1,186K
	1602, 45 Southport St	Condo	2	2	31	\$412K	\$400K
	Th11, 8 Windermere Ave	Townhouse	3	2	20	\$619K	\$623K
1 March, 2016	8 Ridout St	Detached	5	4	6	\$2,495K	\$2,828K
	35 Parkside Dr	Semi-Detached	4	3	8	\$750K	\$836K
	283 South Kingsway	Detached	3	2	8	\$849K	\$850K
	801, 60 Southport St	Condo	3	1	22	\$430K	\$430K
	2202, 103 The Queensway Ave	Condo	1	1	36	\$340K	\$337K
2 March, 2016	1504, 103 The Queensway Ave	Condo	2	2	37	\$520K	\$520K
3 March, 2016	1809, 105 The Queensway	Condo	1	1	34	\$240K	\$220K
5 March, 2016	15 Brule Cres	Detached	3	3	32	\$1,595K	\$1,595K
7 March, 2016	261 Wright Ave	Detached	4	4	6	\$1,950K	\$1,900K
	343 Sunnyside Ave	Detached	3	4	7	\$1,199K	\$1,400K
	Th94, 9 Windermere Ave	Townhouse	1	1	95	\$230K	\$224K
8 March, 2016	311 Windermere Ave	Detached	3	2	7	\$838K	\$1,115K
9 March, 2016	101 Mayfield Ave	Detached	4	3	7	\$1,595K	\$1,600K

## Data

Month, Day, Year of Sold Date	Address1	Property Type	Bedrooms	Washrooms	Days on the Market	List Price	Sold Price
9 March, 2016	1203, 105 The Queensway Ave	Condo	2	2	66	\$459K	\$448K
10 March, 2016	89 Brule Gdns	Detached	4	4	23	\$2,150K	\$2,005K
	908, 65 Southport St	Condo	3	2	6	\$465K	\$465K
	1113, 103 The Queensway Ave	Condo	2	2	8	\$360K	\$352K
11 March, 2016	207, 80 Coe Hill Dr	Other	1	1	21	\$209K	\$210K
13 March, 2016	201 Westminster Ave	Detached	4	3	11	\$1,300K	\$1,325K
14 March, 2016	1102, 105 The Queensway Ave	Condo	2	2	20	\$599K	\$586K
16 March, 2016	507, 60 Southport St	Condo	3	2	53	\$459K	\$442K
18 March, 2016	230, 22 Southport St	Condo	1	2	1	\$280K	\$281K
	1018, 103 The Queensway Ave	Condo	1	1	4	\$290K	\$288K
19 March, 2016	79, 119A The Queensway	Townhouse	3	2	5	\$679K	\$670K
	105, 15 Windermere Ave	Townhouse	2	2	31	\$440K	\$420K
21 March, 2016	31 Larkin Ave	Detached	4	2	10	\$1,170K	\$1,202K
	2306, 105 The Queensway Ave	Condo	1	1	12	\$240K	\$244K
	Th 9, 101 The Queensway Ave	Townhouse	3	3	12	\$599K	\$645K
22 March, 2016	1017, 103 The Queensway	Condo	1	1	24	\$345K	\$340K
23 March, 2016	27 Grenadier Hts	Detached	4	3	64	\$1,999K	\$1,831K
	56, 93 The Queensway	Townhouse	1	1	15	\$259K	\$258K
24 March, 2016	31 Grenadier Hts	Detached	4	5	162	\$2,990K	\$2,950K
	220, 1 Old Mill Dr	Condo	1	2	44	\$519K	\$505K
	491 Parkside Dr	Detached	6	6	11	\$1,349K	\$1,473K
	811, 35 Ormskirk Ave	Condo	3	2	8	\$699K	\$700K
	2308, 103 The Queensway	Condo	1	1	43	\$315K	\$308K
29 March, 2016	4, 100 Coe Hill Dr	Other	1	1	97	\$200K	\$197K
	89 Deforest Rd	Semi-Detached	4	3	8	\$850K	\$1,135K
	2916, 105 The Queensway	Condo	1	1	17	\$350K	\$341K
30 March, 2016	76 Deforest Rd	Semi-Detached	2	2	1	\$799K	\$900K
31 March, 2016	4 Ridley Gdns	Semi-Detached	3	2	1	\$899K	\$1,015K

## Data

Month, Day, Year of Sold Date	Address1	Property Type	Bedrooms	Washrooms	Days on the Market	List Price	Sold Price
31 March, 2016	215, 60 Southport St	Condo	2	2	47	\$469K	\$450K
	715, 103 The Queensway Ave	Condo	1	1	36	\$339K	\$331K
1 April, 2016	9 Verbena Ave	Detached	3	2	3	\$949K	\$1,225K
	14 Ellis Park Rd	Detached	4	4	30	\$1,899K	\$1,850K
	502, 2 Old Mill Dr	Condo	2	2	63	\$645K	\$625K
	2712, 105 The Queensway Ave	Condo	1	1	21	\$260K	\$250K
	Ph7, 15 Windermere Ave	Condo	2	3	14	\$700K	\$710K
4 April, 2016	208, 2511 Bloor St W	Condo	1	1	19	\$420K	\$403K
	512, 2 Old Mill Dr	Condo	1	1	4	\$430K	\$427K
	817, 60 Southport St	Condo	3	2	15	\$418K	\$425K
5 April, 2016	316, 105 The Queensway Ave	Condo	1	1	46	\$329K	\$320K
	Th 46, 93 The Queensway Ave	Townhouse	1	2	7	\$375K	\$395K
6 April, 2016	106, 2511 Bloor St W	Condo	2	2	67	\$549K	\$540K
7 April, 2016	23 Deforest Rd	Detached	3	2	2	\$1,089K	\$1,300K
	Ph3509, 105 The Queensway Way	Condo	1	1	36	\$266K	\$255K
10 April, 2016	725, 1 Old Mill Dr	Condo	2	2	4	\$959K	\$945K
11 April, 2016	Th 49, 111 The Queensway	Townhouse	3	3	0	\$660K	\$659K
12 April, 2016	21 Ostend Ave	Detached	4	4	41	\$1,769K	\$1,670K
	156 Westminster Ave	Detached	5	3	8	\$1,350K	\$1,534K
	1108, 105 The Queensway Ave	Condo	1	1	15	\$273K	\$262K
	2203, 105 The Queensway	Condo	2	2	36	\$480K	\$470K
	2205, 103 The Queensway Ave	Condo	2	2	69	\$488K	\$460K
13 April, 2016	15 Algonquin Ave	Detached	5	2	7	\$995K	\$1,212K
	209 Parkside Dr	Detached	6	4	0	\$2,299K	\$2,200K
14 April, 2016	516, 1 Ripley Ave	Condo	1	1	16	\$425K	\$418K
15 April, 2016	1408, 105 The Queensway Ave	Condo	1	1	7	\$270K	\$265K
18 April, 2016	1409, 105 The Queensway	Condo	1	1	26	\$265K	\$260K
19 April, 2016	1205, 15 Windermere Ave	Condo	2	2	7	\$500K	\$505K

## Data

Month, Day, Year of Sold Date	Address1	Property Type	Bedrooms	Washrooms	Days on the Market	List Price	Sold Price
20 April, 2016	38 Lavinia Ave	Detached	3	4	8	\$1,299K	\$1,410K
	307, 1 Old Mill Dr	Condo	1	1	14	\$450K	\$448K
21 April, 2016	Th57, 113 The Queensway	Townhouse	3	3	52	\$665K	\$655K
22 April, 2016	16 Runnymede Rd	Detached	3	1	3	\$750K	\$1,000K
	103, 9 Windermere Ave	Townhouse	1	1	41	\$230K	\$215K
	215 South Kingsway	Detached	4	4	8	\$1,665K	\$1,600K
	1615, 105 The Queensway Ave	Condo	1	1	17	\$340K	\$335K
24 April, 2016	1418, 103 The Queensway Ave	Condo	1	1	2	\$310K	\$307K
26 April, 2016	12, 93 The Queensway Th12	Townhouse	1	1	6	\$259K	\$270K
27 April, 2016	29 Grenadier Hts	Detached	4	3	7	\$2,200K	\$2,302K
28 April, 2016	120 Roncesvalles Ave	Other	3	4	13	\$1,800K	\$1,750K
	1112, 1 Old Mill Dr	Condo	2	2	28	\$895K	\$860K
	1802, 105 The Queensway Ave	Condo	2	2	36	\$570K	\$545K
29 April, 2016	68 Armadale Ave	Detached	2	3	9	\$1,499K	\$1,450K
	255 Indian Rd	Detached	5	4	11	\$1,599K	\$1,720K
	606, 105 The Queensway	Condo	1	1	43	\$259K	\$260K
1 May, 2016	18 Windermere Ave	Semi-Detached	2	2	20	\$649K	\$545K
	153, 24 Southport St	Condo	1	1	0	\$260K	\$260K
	2302, 105 The Queensway Ave	Condo	2	2	32	\$579K	\$555K
3 May, 2016	7 Verbena Ave	Semi-Detached	3	1	7	\$749K	\$888K
	34 Ellis Park Rd	Detached	4	2	133	\$1,250K	\$1,250K
	43 Waller Ave	Semi-Detached	3	2	7	\$849K	\$1,115K
	119 Constance St	Detached	4	3	6	\$1,598K	\$1,750K
	1030, 22 Southport St	Condo	1	2	14	\$315K	\$315K
4 May, 2016	1704, 45 Southport St	Condo	3	2	9	\$450K	\$475K
5 May, 2016	2909, 105 The Queensway Ave	Condo	1	1	20	\$244K	\$250K
6 May, 2016	129 Beresford Ave	Detached	2	2	11	\$899K	\$920K
7 May, 2016	316, 2 Old Mill Dr	Condo	1	1	4	\$394K	\$390K

## Data

Month, Day, Year of Sold Date	Address1	Property Type	Bedrooms	Washrooms	Days on the Market	List Price	Sold Price
9 May, 2016	305 South Kingsway	Detached	4	4	49	\$1,789K	\$1,610K
10 May, 2016	21 Alhambra Ave	Detached	5	4	8	\$1,249K	\$1,496K
	183 Indian Rd	Detached	5	2	7	\$1,899K	\$1,935K
11 May, 2016	616, 1 Ripley Ave	Condo	1	1	23	\$395K	\$386K
	616, 105 The Queensway Ave	Condo	1	1	11	\$339K	\$330K
	1811, 15 Windermere Ave	Condo	2	2	24	\$390K	\$378K
	Ph2907, 103 The Queensway Ave	Condo	1	1	92	\$329K	\$320K
12 May, 2016	161 Glendale Ave	Semi-Detached	6	2	2	\$899K	\$1,150K
	299 Indian Rd	Detached	7	4	9	\$1,799K	\$2,050K
	301, 20 Southport St	Condo	2	2	7	\$399K	\$445K
	309, 15 Windermere Ave	Condo	1	2	23	\$350K	\$335K
	616, 1 Old Mill Dr	Condo	1	1	6	\$450K	\$469K
	2403, 103 The Queensway	Condo	1	1	16	\$339K	\$333K
	3515, 105 The Queensway Ave	Condo	1	1	5	\$385K	\$378K
13 May, 2016	8 Runnymede Rd	Detached	2	1	10	\$669K	\$951K
	304 Windermere Ave	Detached	3	4	11	\$1,085K	\$1,050K
	442, 24 Southport St	Condo	1	1	4	\$250K	\$250K
16 May, 2016	240 Ellis Ave	Detached	5	3	20	\$1,399K	\$1,500K
	814, 105 The Queensway Ave	Condo	1	1	69	\$329K	\$317K
	1316, 105 The Queensway Ave	Condo	1	1	4	\$350K	\$346K
17 May, 2016	1 Worthington Cres	Detached	2	2	5	\$799K	\$855K
	361 Ellis Park Rd	Detached	1	2	7	\$1,788K	\$1,700K
	1102, 45 Southport St	Condo	2	2	4	\$420K	\$400K
	2701, 103 Queensway Ave	Condo	1	1	48	\$340K	\$329K
19 May, 2016	107, 2511 Bloor St W	Condo	2	2	9	\$480K	\$475K
	204, 2 Old Mill Dr	Condo	1	2	72	\$514K	\$514K
20 May, 2016	3504, 105 The Queensway Ave	Condo	1	1	73	\$335K	\$330K
23 May, 2016	708, 15 Windermere Ave	Condo	1	2	3	\$370K	\$364K



## Data

Month, Day, Year of Sold Date	Address1	Property Type	Bedrooms	Washrooms	Days on the Market	List Price	Sold Price
25 May, 2016	316, 60 Southport St	Condo	2	2	9	\$349K	\$395K
26 May, 2016	97 Constance St	Detached	4	2	9	\$1,429K	\$1,480K
	119, 60 Southport St	Condo	2	2	1	\$470K	\$483K
	129, 22 Southport St	Condo	2	2	16	\$445K	\$445K
	1551 Bloor St W	Semi-Detached	2	3	29	\$1,088K	\$1,025K
27 May, 2016	8 Mayfield Ave	Detached	3	2	15	\$1,158K	\$1,114K
28 May, 2016	1503, 105 The Queensway Ave	Condo	2	2	18	\$470K	\$455K
30 May, 2016	416, 1 Old Mill Dr	Condo	1	1	5	\$420K	\$439K
31 May, 2016	620, 2 Old Mill Dr	Condo	2	2	7	\$900K	\$916K
1 June, 2016	8 Mossom Pl	Detached	4	3	7	\$1,600K	\$1,690K
3 June, 2016	801, 1900 Lake Shore Blvd W	Condo	1	1	2	\$349K	\$345K
	Th50, 93 The Queensway Ave	Townhouse	1	2	10	\$369K	\$412K
5 June, 2016	2616, 103 The Queensway Ave	Condo	1	1	6	\$331K	\$322K
6 June, 2016	50 Durie St	Detached	2	1	11	\$968K	\$965K
	67 South Kingsway	Detached	3	2	0	\$799K	\$1,000K
	1104, 103 The Queensway Ave	Condo	2	2	26	\$559K	\$542K
7 June, 2016	5 Morningside Ave	Detached	4	4	7	\$1,179K	\$1,401K
8 June, 2016	6 Grenadier Hts	Detached	5	5	1	\$2,199K	\$2,185K
	192 South Kingsway	Detached	3	4	2	\$1,049K	\$1,255K
	911, 103 The Queensway Ave	Condo	1	1	42	\$279K	\$272K
	1406, 105 The Queensway	Condo	1	1	37	\$259K	\$261K
9 June, 2016	131 Deforest Rd	Other	4	3	8	\$1,199K	\$1,382K
	332 Riverside Dr	Detached	4	5	15	\$1,795K	\$1,732K
	3503, 105 The Queensway Ave	Condo	2	2	15	\$500K	\$497K
10 June, 2016	509, 103 The Queensway Ave	Condo	1	1	24	\$270K	\$269K
	609, 2 Old Mill Dr	Condo	2	2	119	\$850K	\$801K
	2802, 105 The Queensway Ave	Condo	2	2	1	\$600K	\$600K
	Ph2915, 103 The Queensway Ave	Condo	1	1	3	\$340K	\$340K

## Data

Month, Day, Year of Sold Date	Address1	Property Type	Bedrooms	Washrooms	Days on the Market	List Price	Sold Price
11 June, 2016	1212, 103 The Queensway	Condo	2	2	5	\$365K	\$365K
	1605, 1900 Lake Shore Blvd W	Condo	2	2	5	\$408K	\$402K
13 June, 2016	55 Parkdale Rd	Detached	4	2	7	\$899K	\$950K
14 June, 2016	6 Rambert Cres	Detached	3	2	7	\$939K	\$1,186K
	31, 97 The Queensway	Townhouse	3	3	7	\$598K	\$728K
	33 Indian Rd	Detached	5	2	6	\$1,198K	\$1,400K
15 June, 2016	1204, 105 The Queensway Ave	Condo	1	1	83	\$308K	\$301K
	Th8, 101 The Queensway	Townhouse	3	3	1	\$669K	\$720K
17 June, 2016	902, 65 Southport St	Condo	2	2	2	\$375K	\$370K
18 June, 2016	2310, 103 The Queensway Ave	Condo	2	2	23	\$380K	\$372K
19 June, 2016	1111, 15 Windermere Ave	Condo	1	1	4	\$315K	\$325K
20 June, 2016	62 Runnymede Rd	Detached	3	2	7	\$999K	\$1,170K
	202 Indian Rd	Detached	6	4	7	\$1,799K	\$1,799K
	703, 103 The Queensway Ave	Condo	1	1	37	\$340K	\$325K
	Th 92, 9 Windermere Ave	Townhouse	2	2	4	\$500K	\$515K
21 June, 2016	809, 103 The Queensway Ave	Condo	1	1	14	\$310K	\$300K
22 June, 2016	72 Kennedy Ave	Detached	3	4	16	\$1,499K	\$1,475K
	3301, 105 The Queensway Ave	Condo	1	1	8	\$350K	\$345K
23 June, 2016	513, 2 Old Mill Dr	Condo	1	1	10	\$510K	\$498K
	907, 60 Southport St	Condo	3	2	8	\$449K	\$460K
24 June, 2016	133 Grenadier Rd	Detached	3	4	10	\$1,850K	\$1,925K
	511, 105 The Queensway Ave	Condo	1	1	25	\$360K	\$352K
	1402, 15 Windermere Ave	Condo	1	2	4	\$369K	\$369K
27 June, 2016	97 Morningside Ave	Detached	4	4	7	\$1,499K	\$1,730K
	2211, 103 The Queensway Ave	Condo	2	2	55	\$380K	\$370K
28 June, 2016	12 Hewitt Ave	Detached	4	3	7	\$1,499K	\$1,625K
	316, 1 Ripley Ave	Condo	1	1	30	\$417K	\$415K
	607, 383 Ellis Park Rd	Condo	2	2	19	\$1,595K	\$1,600K

## Data

Month, Day, Year of Sold Date	Address1	Property Type	Bedrooms	Washrooms	Days on the Market	List Price	Sold Price
29 June, 2016	62 Lavinia Ave	Detached	4	4	7	\$1,997K	\$2,002K
	605, 105 The Queensway Ave	Condo	1	2	65	\$325K	\$320K
	3111, 105 The Queensway Ave	Condo	1	1	0	\$370K	\$365K
4 July, 2016	14, 93 The Queensway	Townhouse	2	2	0	\$485K	\$475K
	312, 35 Ormskirk Ave	Condo	3	2	66	\$699K	\$675K
5 July, 2016	404, 65 Southport St	Condo	3	2	14	\$469K	\$490K
	822, 2 Old Mill Dr	Condo	2	2	13	\$799K	\$785K
6 July, 2016	196 Grenadier Rd	Detached	5	4	7	\$2,350K	\$2,600K
	813, 35 Ormskirk Ave	Condo	2	1	30	\$499K	\$480K
	1212, 45 Southport St	Condo	2	2	47	\$388K	\$380K
	2503, 103 The Queensway Ave	Condo	1	1	15	\$339K	\$335K
7 July, 2016	2114, 105 The Queensway Ave	Condo	1	1	50	\$347K	\$345K
8 July, 2016	76 Brule Gdns	Detached	5	5	57	\$2,850K	\$2,780K
	2102, 105 The Queensway Ave	Condo	2	2	20	\$599K	\$575K
	2206, 103 The Queensway	Condo	2	2	14	\$450K	\$442K
11 July, 2016	1612, 105 The Queensway Ave	Condo	1	1	27	\$258K	\$250K
12 July, 2016	97 Deforest Rd	Detached	2	2	6	\$1,088K	\$1,145K
	3407, 105 The Queensway Ave	Condo	1	1	70	\$269K	\$266K
13 July, 2016	296 Windermere St	Detached	4	3	4	\$969K	\$950K
	1114, 105 The Queensway Ave	Condo	1	1	33	\$318K	\$320K
	1304, 103 The Queensway Ave	Condo	2	2	5	\$568K	\$555K
14 July, 2016	1407, 105 The Queensway Ave	Condo	1	1	24	\$274K	\$267K
15 July, 2016	158 Marion St	Detached	6	8	18	\$1,499K	\$1,400K
	1803, 15 Windermere Ave	Condo	1	1	30	\$350K	\$340K
17 July, 2016	309 Sunnyside Ave	Detached	5	6	59	\$1,749K	\$1,662K
	3312, 105 The Queensway Ave	Condo	1	1	58	\$348K	\$343K
18 July, 2016	4 Willard Gdns	Detached	3	2	4	\$1,198K	\$1,320K
	1509, 1910 Lake Shore Blvd W	Condo	1	1	33	\$325K	\$320K

## Data

Month, Day, Year of Sold Date	Address1	Property Type	Bedrooms	Washrooms	Days on the Market	List Price	Sold Price
18 July, 2016	Ph2910, 103 The Queensway Ave	Condo	2	2	34	\$429K	\$413K
19 July, 2016	3502, 105 The Queensway Ave	Condo	3	2	29	\$649K	\$649K
20 July, 2016	309, 103 The Queensway Ave	Condo	1	1	15	\$295K	\$300K
21 July, 2016	17 Deforest Rd	Detached	3	1	8	\$1,049K	\$1,160K
23 July, 2016	610, 1 Old Mill Dr	Condo	1	1	12	\$435K	\$443K
24 July, 2016	917, 103 The Queensway Ave	Condo	1	1	12	\$355K	\$357K
25 July, 2016	35, 97 The Queens Way	Townhouse	3	2	7	\$650K	\$766K
	79 Mayfield Ave	Detached	3	2	5	\$1,095K	\$1,275K
	329 Windermere Ave	Semi-Detached	2	2	13	\$829K	\$950K
26 July, 2016	3112, 105 The Queensway Ave	Condo	1	1	96	\$265K	\$247K
27 July, 2016	257 Ellis Ave	Detached	3	3	8	\$1,849K	\$1,780K
	1217, 103 The Queensway Ave	Condo	1	1	68	\$345K	\$343K
	3013, 105 The Queensway Ave	Condo	1	1	15	\$260K	\$258K
29 July, 2016	211, 2 Old Mill Dr	Condo	1	1	2	\$515K	\$520K
	2202, 105 The Queensway Ave	Condo	2	2	15	\$620K	\$610K
30 July, 2016	191 Parkside Dr	Detached	4	4	19	\$1,300K	\$1,350K
31 July, 2016	707, 383 Ellis Park Rd	Condo	1	2	4	\$1,300K	\$1,250K
	1501, 15 Windermere Ave	Condo	1	1	18	\$349K	\$348K
4 August, 2016	92 Beresford Ave	Semi-Detached	3	2	2	\$849K	\$1,120K
5 August, 2016	809, 35 Ormskirk Ave	Condo	2	1	3	\$480K	\$480K
	1307, 103 The Queensway Ave	Condo	1	1	59	\$270K	\$265K
	#1107, 1900 Lake Shore Blvd W	Condo	2	2	2	\$440K	\$437K
8 August, 2016	155, 24 Southport St	Condo	1	1	60	\$315K	\$307K
	1105, 1 Old Mill Dr	Condo	2	2	33	\$800K	\$788K
9 August, 2016	95 South Kingsway	Detached	3	3	1	\$799K	\$960K
	171 Indian Rd	Detached	4	5	100	\$3,147K	\$2,850K
	701, 105 The Queensway Ave	Condo	1	1	6	\$330K	\$333K
	728, 2 Old Mill Dr	Condo	1	1	4	\$400K	\$395K

## Data

Month, Day, Year of Sold Date	Address1	Property Type	Bedrooms	Washrooms	Days on the Market	List Price	Sold Price
10 August, 2016	2005, 103 The Queensway Ave	Condo	2	2	8	\$498K	\$498K
11 August, 2016	2708, 105 The Queensway Ave	Condo	1	1	47	\$255K	\$248K
12 August, 2016	301, 103 The Queensway Ave	Condo	1	1	17	\$335K	\$325K
	325 Windermere Ave	Detached	3	2	8	\$989K	\$1,030K
	904, 15 Windermere Ave	Condo	1	1	34	\$309K	\$303K
	1805, 103 The Queensway	Condo	2	2	14	\$498K	\$496K
	2708, 103 The Queensway Ave	Condo	1	1	84	\$334K	\$334K
	3403, 105 The Queensway	Condo	2	2	27	\$499K	\$488K
	20 Verbena Ave	Semi-Detached	3	2	3	\$999K	\$1,250K
14 August, 2016	Ph2911, 103 The Queensway Ave	Condo	2	2	31	\$410K	\$405K
15 August, 2016	7 Harcroft Rd	Detached	4	4	13	\$2,950K	\$3,000K
	509, 2 Old Mill Dr	Condo	1	1	28	\$499K	\$499K
	707, 15 Windermere Ave	Condo	2	2	12	\$375K	\$385K
	1310, 105 The Queensway	Condo	2	2	10	\$420K	\$415K
16 August, 2016	7 Riverside Cres	Detached	5	4	7	\$2,500K	\$2,495K
	1605, 105 The Queensway Ave	Condo	1	2	19	\$330K	\$330K
17 August, 2016	20 Ellis Park Rd	Detached	2	1	14	\$1,099K	\$1,140K
	608, 105 The Queensway Ave	Condo	1	1	35	\$265K	\$260K
18 August, 2016	910, 105 The Queensway	Condo	2	2	77	\$415K	\$411K
	1907, 103 The Queensway	Condo	1	1	7	\$320K	\$325K
	3409, 105 The Queensway Ave	Condo	1	1	52	\$250K	\$247K
19 August, 2016	518, 103 The Queensway Blvd	Condo	1	1	17	\$315K	\$317K
	612, 2 Old Mill Dr	Condo	1	1	14	\$540K	\$540K
21 August, 2016	2701, 15 Windermere Ave	Condo	2	2	37	\$420K	\$415K
22 August, 2016	16, 93 The Queensway Ave	Townhouse	2	2	6	\$395K	\$442K
	119, 107 The Queensway Ave	Townhouse	3	3	7	\$800K	\$858K
	407, 105 The Queensway Ave	Condo	1	1	55	\$270K	\$265K
	815, 105 The Queensway Ave	Condo	1	1	7	\$330K	\$335K

## Data

Month, Day, Year of Sold Date	Address1	Property Type	Bedrooms	Washrooms	Days on the Market	List Price	Sold Price
22 August, 2016	3108, 105 The Queensway Way	Condo	1	1	12	\$250K	\$248K
23 August, 2016	67 Durie St	Semi-Detached	3	2	13	\$750K	\$855K
	815, 2 Old Mill Dr	Condo	2	2	12	\$698K	\$693K
24 August, 2016	20 The Palisades	Detached	2	2	8	\$998K	\$1,533K
	78 Runnymede Rd	Detached	3	3	6	\$1,300K	\$1,455K
25 August, 2016	131 Beresford Ave	Detached	2	2	7	\$790K	\$1,011K
26 August, 2016	116, 1 Ripley Ave	Condo	1	1	23	\$410K	\$393K
29 August, 2016	902, 15 Windermere Ave	Condo	1	2	6	\$370K	\$358K
	2410, 105 The Queensway Ave	Condo	2	2	159	\$449K	\$428K
30 August, 2016	24 Indian Rd	Semi-Detached	3	3	7	\$899K	\$1,000K
	708, 105 The Queensway Ave	Condo	1	1	50	\$275K	\$265K
	2615, 105 The Queensway Ave	Condo	1	1	6	\$350K	\$348K
31 August, 2016	615, 1 Old Mill Dr	Condo	1	1	33	\$479K	\$475K
	622, 2 Old Mill Dr	Condo	2	2	15	\$849K	\$830K
2 September, 2016	1021, 1 Old Mill Dr	Condo	3	3	58	\$1,280K	\$1,215K
3 September, 2016	1914, 105 The Queensway Ave	Condo	1	1	16	\$348K	\$338K
5 September, 2016	1009, 105 The Queensway Ave	Condo	1	1	10	\$249K	\$245K
7 September, 2016	2808, 105 The Queensway Ave	Condo	1	1	12	\$255K	\$250K
9 September, 2016	7 High Park Gdns	Detached	6	5	2	\$2,828K	\$2,828K
	91 Beresford Ave	Other	4	3	11	\$1,178K	\$1,242K
	321 Windermere Ave	Semi-Detached	3	2	2	\$899K	\$1,256K
13 September, 2016	1813, 105 The Queensway Ave	Condo	1	1	4	\$253K	\$249K
14 September, 2016	41 Armadale Ave	Detached	3	2	8	\$1,288K	\$1,501K
	1401, 45 Southport St	Condo	2	2	42	\$420K	\$393K
	2615, 103 The Queensway Ave	Condo	1	1	2	\$370K	\$366K
	2710, 105 The Queensway Ave	Condo	2	2	23	\$415K	\$413K
15 September, 2016	703, 383 Ellis Park Rd	Condo	1	2	8	\$898K	\$870K
	910, 103 The Queensway Ave	Condo	1	1	28	\$260K	\$250K

## Data

Month, Day, Year of Sold Date	Address1	Property Type	Bedrooms	Washrooms	Days on the Market	List Price	Sold Price
15 September, 2016	1909, 105 The Queensway	Condo	1	1	37	\$239K	\$230K
	2101, 15 Windermere Ave W	Condo	2	2	16	\$390K	\$385K
	Th24, 93 The Queensway Ave	Townhouse	2	2	8	\$489K	\$485K
16 September, 2016	2616, 105 The Queensway Ave	Condo	1	1	10	\$367K	\$367K
18 September, 2016	41 Riverside Cres	Detached	5	6	67	\$2,750K	\$2,405K
	113, 107 The Queensway Ave	Townhouse	3	3	6	\$775K	\$806K
	242 Ellis Ave	Detached	3	2	9	\$1,500K	\$1,516K
	2008, 105 The Queensway Ave	Condo	1	1	12	\$250K	\$245K
	2504, 103 The Queensway Ave	Condo	2	2	24	\$630K	\$620K
19 September, 2016	12 Hazelbrae Rd	Detached	2	2	11	\$998K	\$1,260K
	71, 95 The Queensway Ave	Townhouse	1	1	7	\$378K	\$420K
	120 Indian Rd	Detached	5	5	12	\$1,875K	\$1,845K
	2013, 103 The Queensway Ave	Condo	1	1	13	\$349K	\$345K
	2409, 103 The Queensway Ave	Condo	2	2	12	\$439K	\$445K
20 September, 2016	545, 24 Southport St	Condo	2	1	5	\$350K	\$354K
21 September, 2016	44 Ellis Park Rd	Detached	5	2	9	\$1,278K	\$1,440K
22 September, 2016	1507, 15 Windermere Ave	Condo	1	2	7	\$375K	\$370K
	1605, 103 The Queensway Ave	Condo	2	2	7	\$500K	\$500K
23 September, 2016	142 Deforest Rd	Detached	3	3	2	\$1,175K	\$1,461K
	2613, 103 The Queensway Ave	Condo	1	1	6	\$350K	\$345K
24 September, 2016	301 Windermere Ave	Detached	3	2	3	\$1,000K	\$1,218K
	2108, 105 The Queensway Ave	Condo	1	1	12	\$260K	\$250K
	2402, 105 The Queensway Ave	Condo	2	2	33	\$620K	\$605K
25 September, 2016	239, 22 Southport St	Condo	2	2	19	\$440K	\$437K
	2801, 103 The Queensway Ave	Condo	1	1	11	\$350K	\$342K
27 September, 2016	22 High Park Blvd	Detached	7	4	8	\$2,200K	\$2,575K
	114, 60 Southport St	Condo	2	2	20	\$390K	\$400K
	223 Wright Ave	Detached	4	2	8	\$1,499K	\$1,803K

## Data

Month, Day, Year of Sold Date	Address1	Property Type	Bedrooms	Washrooms	Days on the Market	List Price	Sold Price
27 September, 2016	1201, 103 The Queensway Ave	Condo	1	1	17	\$330K	\$327K
28 September, 2016	1714, 105 The Queensway Ave	Condo	1	1	45	\$349K	\$342K
29 September, 2016	403, 35 Ormskirk Ave	Condo	2	1	2	\$370K	\$390K
	915, 103 The Queensway Ave	Condo	1	1	13	\$360K	\$357K
	1609, 103 The Queensway Ave	Condo	1	1	13	\$320K	\$314K
30 September, 2016	46 Deforest Rd	Semi-Detached	3	2	3	\$849K	\$1,121K
	826, 1 Old Mill Dr	Condo	1	2	16	\$568K	\$568K
	1512, 105 The Queensway Ave	Condo	1	1	10	\$275K	\$271K
	2305, 103 The Queensway Ave	Condo	2	2	8	\$509K	\$500K
	3412, 105 The Queensway	Condo	1	1	9	\$350K	\$352K
	Th82, 9 Windermere Ave	Townhouse	1	1	51	\$255K	\$247K
2 October, 2016	203, 15 Windermere Ave	Condo	1	1	10	\$330K	\$340K
	1102, 15 Windermere Ave	Condo	1	2	25	\$374K	\$368K
	Th32, 97 The Queensway Ave	Townhouse	3	2	6	\$700K	\$763K
3 October, 2016	187 Windermere Ave	Detached	3	4	5	\$1,278K	\$1,500K
	803, 15 Windermere Ave	Condo	1	1	81	\$309K	\$309K
4 October, 2016	35 Worthington Cres	Detached	2	1	13	\$1,300K	\$1,405K
	2605, 103 The Queensway Ave	Condo	2	2	48	\$529K	\$530K
5 October, 2016	238 South Kingsway	Other	8	7	9	\$1,398K	\$1,880K
	290 Riverside Dr	Detached	3	3	9	\$1,648K	\$1,700K
	2714, 103 The Queensway Ave	Condo	1	1	12	\$360K	\$365K
6 October, 2016	1001, 105 The Queensway Ave	Condo	1	1	2	\$350K	\$338K
	1406, 15 Windermere Ave	Condo	1	1	3	\$350K	\$347K
	2608, 15 Windermere Ave	Condo	1	2	44	\$370K	\$363K
9 October, 2016	308, 103 The Queensway	Condo	1	1	27	\$305K	\$300K
12 October, 2016	84 Lavinia Ave	Detached	3	1	6	\$1,079K	\$994K
	190 Sunnyside Ave W	Semi-Detached	7	3	9	\$899K	\$1,255K
13 October, 2016	50, 93 The Queensway Ave	Townhouse	1	2	17	\$399K	\$435K



## Data

Month, Day, Year of Sold Date	Address1	Property Type	Bedrooms	Washrooms	Days on the Market	List Price	Sold Price
13 October, 2016	224, 2 Old Mill Dr	Condo	1	2	10	\$539K	\$539K
	347 Windermere Ave	Detached	3	4	14	\$1,549K	\$1,513K
	705, 1 Ripley Ave	Condo	2	3	37	\$695K	\$675K
14 October, 2016	48 Lavinia Ave	Detached	4	4	8	\$2,565K	\$2,440K
	1302, 105 The Queensway	Condo	2	2	43	\$600K	\$575K
15 October, 2016	1814, 105 The Queensway Ave	Condo	1	1	12	\$350K	\$348K
17 October, 2016	210, 2 Old Mill Dr	Condo	1	1	5	\$497K	\$510K
	608, 103 The Queensway Ave	Condo	1	1	11	\$312K	\$311K
	1817, 103 The Queensway Ave	Condo	1	1	6	\$365K	\$365K
18 October, 2016	37 Deforest Rd	Detached	2	3	8	\$799K	\$911K
	47 Mayfield Ave	Detached	5	4	5	\$2,495K	\$2,963K
	417, 100 Coe Hill Dr	Other	2	1	26	\$309K	\$300K
	2903, 103 The Queensway Ave	Condo	1	1	14	\$379K	\$375K
19 October, 2016	21 Larkin Ave	Detached	3	3	8	\$1,199K	\$1,212K
	65 Brule Gdns	Detached	4	5	14	\$3,450K	\$3,280K
	2104, 105 The Queensway	Condo	1	1	2	\$360K	\$357K
20 October, 2016	712, 15 Windermere Ave	Condo	1	1	1	\$310K	\$310K
21 October, 2016	54 High Park Blvd	Detached	6	6	9	\$2,975K	\$2,950K
	1108, 103 The Queensway E	Condo	1	1	10	\$325K	\$320K
23 October, 2016	288 Ellis Ave	Detached	3	2	12	\$829K	\$1,165K
24 October, 2016	95, 117A The Queensway Ave	Townhouse	3	3	7	\$679K	\$771K
25 October, 2016	14 Claude Ave	Semi-Detached	3	2	8	\$799K	\$935K
	114 Runnymede Rd	Detached	3	2	7	\$799K	\$1,060K
	194 Grenadier Rd	Detached	4	2	8	\$1,599K	\$1,850K
	265 Windermere Ave	Detached	2	3	7	\$1,179K	\$1,220K
	1403, 103 The Queensway Ave	Condo	1	1	48	\$350K	\$355K
26 October, 2016	26 Brule Cres	Detached	3	4	7	\$1,950K	\$1,950K
	417, 103 The Queensway Ave	Condo	2	1	12	\$365K	\$363K

## Data

Month, Day, Year of Sold Date	Address1	Property Type	Bedrooms	Washrooms	Days on the Market	List Price	Sold Price
26 October, 2016	1705, 103 The Queensway	Condo	2	2	64	\$489K	\$485K
27 October, 2016	432, 22 Southport St	Condo	1	1	7	\$330K	\$336K
	1416, 103 The Queensway Ave	Condo	1	1	14	\$349K	\$340K
28 October, 2016	7 Ridley Gdns	Semi-Detached	5	3	12	\$839K	\$815K
	310, 103 The Queensway Ave	Condo	1	1	30	\$275K	\$275K
31 October, 2016	704, 103 The Queensway Ave	Condo	2	2	34	\$550K	\$548K
	901, 105 The Queensway Ave	Condo	1	1	19	\$325K	\$315K
	2101, 103 The Queensway	Condo	1	1	10	\$339K	\$337K
2 November, 2016	11 Mayfield Ave	Detached	4	4	7	\$1,249K	\$1,452K
	1501, 103 The Queensway	Condo	1	1	13	\$335K	\$331K
4 November, 2016	476 Roncesvalles Ave	Other	4	3	10	\$1,899K	\$1,960K
6 November, 2016	1105, 45 Southport St	Condo	2	2	24	\$400K	\$400K
8 November, 2016	265 Garden Ave	Other	4	3	48	\$1,189K	\$1,185K
	416, 103 The Queensway Ave	Condo	1	1	18	\$350K	\$350K
	1025, 22 Southport St	Condo	1	1	12	\$319K	\$325K
10 November, 2016	320, 60 Southport St	Condo	2	2	14	\$400K	\$405K
12 November, 2016	2525 Bloor St W	Detached	9	5	5	\$2,550K	\$2,707K
16 November, 2016	116, 35 Ormskirk Ave	Condo	2	2	14	\$490K	\$525K
	215 Grenadier Rd	Detached	4	2	9	\$1,499K	\$1,621K
17 November, 2016	814, 35 Ormskirk Ave	Condo	2	1	2	\$579K	\$570K
	2504, 105 The Queensway	Condo	1	1	16	\$360K	\$356K
20 November, 2016	827, 2 Old Mill Dr	Condo	1	1	2	\$449K	\$463K
21 November, 2016	314, 2 Old Mill Dr	Condo	1	1	3	\$519K	\$505K
	323, 1 Old Mill Dr	Condo	1	1	24	\$530K	\$525K
22 November, 2016	272 Indian Rd	Detached	3	3	8	\$1,999K	\$2,100K
	812, 105 The Queensway Ave	Condo	1	1	16	\$259K	\$260K
	1701, 103 The Queensway Ave	Condo	1	1	74	\$335K	\$325K
	1808, 103 The Queensway Ave	Condo	1	1	25	\$320K	\$322K

## Data

Month, Day, Year of Sold Date	Address1	Property Type	Bedrooms	Washrooms	Days on the Market	List Price	Sold Price
23 November, 2016	26 Algonquin Ave	Detached	4	4	15	\$1,480K	\$1,480K
	272 Wright Ave	Detached	5	5	13	\$1,649K	\$1,601K
	Th49, 93 The Queensway Ave	Townhouse	2	2	1	\$489K	\$489K
24 November, 2016	313, 2 Old Mill Dr	Condo	1	1	6	\$535K	\$535K
28 November, 2016	353, 24 Southport St	Condo	2	1	24	\$335K	\$325K
	406, 2511 Bloor St W	Condo	2	2	27	\$580K	\$580K
	705, 105 The Queensway Ave	Condo	1	2	18	\$338K	\$345K
	2316, 103 The Queensway Ave	Condo	1	1	4	\$345K	\$351K
29 November, 2016	2012, 105 The Queensway Ave	Condo	1	1	5	\$283K	\$290K
1 December, 2016	314, 100 Coe Hill Dr	Other	2	1	7	\$285K	\$318K
	510, 105 The Queensway Ave	Condo	2	2	38	\$435K	\$430K
2 December, 2016	530, 1 Old Mill Dr	Condo	2	2	118	\$769K	\$745K
3 December, 2016	615, 2 Old Mill Dr	Condo	2	2	76	\$750K	\$730K
4 December, 2016	59A Constance St	Detached	5	2	11	\$1,100K	\$1,100K
5 December, 2016	23 Beresford Ave	Detached	2	3	7	\$1,049K	\$1,100K
	#41, 99 The Queensway Ave	Townhouse	3	3	18	\$775K	\$814K
6 December, 2016	88 South Kingsway	Detached	3	4	7	\$1,988K	\$1,960K
	240 Ellis Ave	Detached	5	3	14	\$1,500K	\$1,856K
9 December, 2016	216, 20 Southport St	Condo	2	2	59	\$425K	\$405K
	508, 60 Southport St	Condo	2	2	8	\$449K	\$477K
12 December, 2016	3413, 105 The Queensway Ave	Condo	1	1	82	\$415K	\$405K
14 December, 2016	9 Larkin Ave	Detached	3	4	7	\$1,299K	\$1,608K
15 December, 2016	453, 24 Southport St	Condo	2	1	25	\$353K	\$343K
16 December, 2016	18 Windermere Ave	Semi-Detached	3	2	7	\$678K	\$633K
	1005, 1900 Lakeshore Blvd	Condo	2	2	7	\$440K	\$451K
	2308, 105 The Queensway Ave	Condo	1	1	20	\$260K	\$253K
18 December, 2016	403, 2 Old Mill Dr	Condo	1	1	35	\$460K	\$459K
	1018, 1 Old Mill Dr	Condo	2	2	10	\$820K	\$812K

## Data

Month, Day, Year of Sold Date	Address1	Property Type	Bedrooms	Washrooms	Days on the Market	List Price	Sold Price
19 December, 2016	806, 1 Ripley Ave	Condo	2	2	10	\$730K	\$915K
29 December, 2016	327, 1 Old Mill Dr	Condo	2	2	76	\$899K	\$875K
	2811, 105 The Queensway Ave	Condo	1	1	2	\$399K	\$385K
30 December, 2016	1314, 103 The Queensway Ave	Condo	2	2	94	\$550K	\$525K
1 January, 2017	1713, 103 The Queensway Ave	Condo	2	2	33	\$445K	\$456K
3 January, 2017	2605, 15 Windermere Ave	Condo	2	2	46	\$545K	\$534K
	Ph2, 1 Old Mill Dr	Condo	3	3	4	\$1,650K	\$1,705K
14 January, 2017	105, 20 Southport St	Condo	2	2	2	\$450K	\$450K
	243, 24 Southport St	Condo	1	1	3	\$250K	\$251K
15 January, 2017	1705, 105 The Queensway Ave	Condo	1	2	81	\$390K	\$385K
17 January, 2017	647, 24 Southport St	Condo	1	1	0	\$325K	\$355K
19 January, 2017	2111, 103 The Queensway Ave	Condo	2	2	14	\$445K	\$430K
20 January, 2017	Th 112, 15 Windermere Ave	Townhouse	2	2	8	\$499K	\$497K
22 January, 2017	11 Willard Gdns	Detached	2	3	5	\$1,050K	\$1,150K
	2415, 103 The Queensway Ave	Condo	1	1	9	\$400K	\$415K
24 January, 2017	169 South Kingsway	Detached	4	6	99	\$2,375K	\$2,250K
25 January, 2017	1202, 105 The Queensway Ave	Condo	2	2	120	\$580K	\$565K
27 January, 2017	2810, 103 The Queensway Ave	Condo	2	2	10	\$450K	\$442K
28 January, 2017	19 Riverside Cres	Detached	4	4	4	\$3,195K	\$3,360K
30 January, 2017	227 Wright Ave	Detached	4	3	7	\$1,799K	\$1,795K
31 January, 2017	2109, 15 Windermere Ave	Condo	2	2	15	\$429K	\$422K
3 February, 2017	311, 103 The Queensway Ave	Condo	1	1	0	\$285K	\$295K
	805, 383 Ellis Park Rd	Condo	2	2	86	\$1,179K	\$1,145K
8 February, 2017	Th99, 9 Windermere Ave	Townhouse	2	2	7	\$539K	\$580K
9 February, 2017	905, 15 Windermere Ave	Condo	2	2	3	\$530K	\$575K
	2211, 15 Windermere Ave	Condo	2	2	2	\$419K	\$430K
10 February, 2017	2204, 105 The Queensway Ave	Condo	1	1	16	\$370K	\$370K
	2716, 103 The Queensway	Condo	1	1	10	\$365K	\$380K

## Data

Month, Day, Year of Sold Date	Address1	Property Type	Bedrooms	Washrooms	Days on the Market	List Price	Sold Price
11 February, 2017	43 South Kingsway	Detached	4	4	33	\$1,800K	\$1,660K
13 February, 2017	810, 2 Old Mill Dr	Condo	1	1	6	\$549K	\$560K
	2409, 105 The Queensway Ave	Condo	1	1	10	\$259K	\$270K
14 February, 2017	11 Hewitt Ave	Semi-Detached	3	4	7	\$949K	\$1,251K
15 February, 2017	2001, 105 The Queensway Ave	Condo	1	1	1	\$390K	\$390K
16 February, 2017	36 Larkin Ave	Detached	4	2	8	\$1,198K	\$1,460K
	Th 33, 93 The Queensway Ave	Townhouse	2	2	3	\$650K	\$701K
17 February, 2017	318, 103 The Queensway Ave	Condo	1	1	41	\$352K	\$342K
21 February, 2017	30 Radford Ave	Detached	4	2	8	\$1,499K	\$1,800K
	2912, 103 The Queensway Ave	Condo	2	2	84	\$620K	\$598K
22 February, 2017	704, 1 Old Mill Dr	Condo	2	2	8	\$750K	\$850K
	1105, 1910 Lakeshore Blvd W	Condo	2	2	0	\$475K	\$465K
23 February, 2017	308, 1 Old Mill Dr	Condo	1	1	2	\$500K	\$550K
27 February, 2017	14 Briarcroft Rd	Detached	4	4	6	\$1,799K	\$2,114K
	613, 105 The Queensway Ave	Condo	1	1	12	\$229K	\$311K
	#811, 1 Old Mill Dr	Condo	1	1	6	\$549K	\$565K
28 February, 2017	1503, 103 The Queensway Ave	Condo	1	1	14	\$399K	\$405K
	Th104, 9 Windermere Ave	Townhouse	1	1	6	\$265K	\$300K
1 March, 2017	1108, 1910 Lakeshore Blvd W	Condo	2	2	23	\$579K	\$575K
2 March, 2017	1509, 103 The Queensway Ave	Condo	1	1	29	\$359K	\$352K
4 March, 2017	36 The Palisades	Detached	3	4	30	\$2,698K	\$2,650K
	1303, 105 The Queensway Ave	Condo	2	2	2	\$558K	\$553K
6 March, 2017	164 Grenadier Rd	Detached	5	3	7	\$1,349K	\$1,601K
	184 Westminster Ave	Detached	3	3	6	\$1,149K	\$1,527K
	203 Fern Ave	Other	5	3	6	\$888K	\$960K
	211 Fern Ave	Detached	4	4	7	\$1,599K	\$1,811K
	412, 105 The Queensway	Condo	1	1	3	\$280K	\$300K
	628, 1 Old Mill Dr	Condo	2	3	7	\$1,199K	\$1,350K

## Data

Month, Day, Year of Sold Date	Address1	Property Type	Bedrooms	Washrooms	Days on the Market	List Price	Sold Price
9 March, 2017	1 Valleymede Rd	Detached	3	2	7	\$1,298K	\$1,710K
	38 Beresford Ave	Detached	2	2	7	\$900K	\$1,207K
	169 Parkside Dr	Other	5	2	36	\$1,500K	\$1,500K
	709, 15 Windermere Ave	Condo	2	2	3	\$379K	\$407K
	908, 1 Ripley Ave	Condo	2	2	32	\$648K	\$640K
11 March, 2017	3215, 105 The Queensway Ave	Condo	1	1	1	\$450K	\$495K
12 March, 2017	1415, 105 The Queensway Ave	Condo	1	1	3	\$410K	\$410K
13 March, 2017	802, 103 The Queensway Ave	Condo	1	1	9	\$389K	\$440K
15 March, 2017	710, 2 Old Mill Dr	Condo	1	1	5	\$559K	\$561K
16 March, 2017	83, 9 Windermere Ave	Townhouse	1	1	30	\$300K	\$298K
	308, 1 Ripley Ave	Condo	2	2	3	\$659K	\$659K
	551, 24 Southport St	Condo	1	1	6	\$338K	\$388K
	2106, 105 The Queensway Ave	Condo	1	1	3	\$319K	\$341K
19 March, 2017	2210, 103 The Queensway Ave	Condo	2	2	6	\$450K	\$460K
21 March, 2017	Th111, 15 Windermere Ave	Townhouse	2	2	7	\$450K	\$511K
22 March, 2017	18 Coe Hill Dr	Detached	3	2	6	\$898K	\$1,180K
23 March, 2017	265 Wright Ave	Detached	6	7	14	\$1,800K	\$1,665K
	1405, 103 The Queensway Ave	Condo	2	2	21	\$640K	\$620K
	2803, 105 The Queensway Ave	Condo	2	2	29	\$629K	\$575K
24 March, 2017	2602, 103 The Queensway Way	Condo	1	1	22	\$426K	\$425K
26 March, 2017	305, 2 Old Mill Dr	Condo	1	1	10	\$420K	\$481K
27 March, 2017	653, 24 Southport St	Condo	2	1	7	\$350K	\$410K
	714, 105 The Queensway Ave	Condo	1	1	10	\$299K	\$415K
28 March, 2017	616, 103 The Queensway Ave	Condo	1	1	20	\$380K	\$400K
29 March, 2017	805, 103 The Queensway Ave	Condo	2	2	7	\$500K	\$600K
30 March, 2017	2311, 105 The Queensway Ave	Condo	1	1	8	\$400K	\$470K
31 March, 2017	20 Beresford Ave	Semi-Detached	2	2	4	\$849K	\$1,020K
	102, 1 Old Mill Dr	Condo	1	1	11	\$465K	\$465K

## Data

Month, Day, Year of Sold Date	Address1	Property Type	Bedrooms	Washrooms	Days on the Market	List Price	Sold Price
2 April, 2017	505, 1900 Lakeshore Blvd	Condo	1	1	5	\$400K	\$506K
	2606, 105 The Queensway Ave	Condo	1	1	2	\$320K	\$320K
3 April, 2017	7 Willard Gdns	Detached	4	3	7	\$1,895K	\$1,897K
	63 Beresford Ave	Detached	3	4	48	\$2,390K	\$2,260K
	3014, 105 The Queensway	Condo	1	1	21	\$399K	\$425K
4 April, 2017	30 Lavinia Ave	Semi-Detached	3	2	7	\$1,089K	\$1,250K
	512, 45 Southport St	Condo	2	2	6	\$390K	\$493K
	1102, 103 The Queensway Ave	Condo	1	1	14	\$425K	\$480K
	1807, 105 The Queensway Ave	Condo	1	1	11	\$279K	\$258K
8 April, 2017	320, 60 Southport St	Condo	2	2	14	\$670K	\$658K
	403, 35 Ormskirk Ave	Condo	2	1	28	\$619K	\$615K
9 April, 2017	2405, 15 Windermere Ave	Condo	2	2	7	\$549K	\$662K
10 April, 2017	103 Indian Rd	Semi-Detached	6	3	7	\$899K	\$1,335K
	504, 1 Old Mill Dr	Condo	2	2	6	\$839K	\$981K
11 April, 2017	253 South Kingsway	Detached	2	2	1	\$1,200K	\$1,185K
	416, 105 The Queensway Ave	Condo	1	1	6	\$340K	\$432K
12 April, 2017	13 Rambert Cres	Detached	2	1	7	\$998K	\$1,018K
	77 Mayfield Ave	Detached	3	1	8	\$989K	\$1,557K
	111 Sunnyside Ave	Semi-Detached	4	3	6	\$949K	\$955K
	703, 105 The Queensway Ave	Condo	2	2	7	\$500K	\$585K
	1105, 103 The Queensway Ave	Condo	2	2	21	\$619K	\$606K
	1603, 105 The Queensway Ave	Condo	2	2	20	\$558K	\$543K
18 April, 2017	1206, 103 The Queensway Ave	Condo	1	1	18	\$268K	\$299K
	Ph02, 1910 Lake Shore Blvd W	Condo	1	1	6	\$420K	\$432K
	Unit 94, 117B The Queensway Ave	Townhouse	3	3	8	\$830K	\$950K
19 April, 2017	307, 105 The Queensway Ave	Condo	1	1	1	\$310K	\$315K
20 April, 2017	113, 2 Old Mill Dr	Condo	2	2	14	\$679K	\$670K
	117 Durie St	Detached	3	3	10	\$1,298K	\$1,298K

## Data

Month, Day, Year of Sold Date	Address1	Property Type	Bedrooms	Washrooms	Days on the Market	List Price	Sold Price
20 April, 2017	2108, 103 The Queensway Ave	Condo	1	1	15	\$380K	\$375K
	Th2, 95 The Queensway Ave	Townhouse	3	2	7	\$689K	\$818K
21 April, 2017	101, 1910 Lake Shore Blvd W	Condo	2	2	36	\$510K	\$510K
22 April, 2017	202, 20 Southport St	Condo	1	1	1	\$340K	\$350K
24 April, 2017	1502, 103 The Queensway Ave	Condo	1	1	7	\$429K	\$425K
	1907, 105 The Queensway Ave	Condo	1	1	6	\$329K	\$370K
25 April, 2017	30 Boustead Ave	Detached	4	2	7	\$1,500K	\$1,629K
	1915, 105 The Queensway Ave	Condo	1	1	7	\$400K	\$461K
26 April, 2017	59 Indian Grve	Detached	7	4	10	\$1,629K	\$2,000K
	164 Westminster Ave	Detached	6	5	2	\$1,925K	\$2,300K
27 April, 2017	1203, 103 The Queensway Ave	Condo	1	1	8	\$450K	\$481K
	Th 36, 93 The Queensway Ave	Townhouse	2	2	10	\$500K	\$570K
29 April, 2017	618, 2 Old Mill Dr	Condo	1	1	5	\$500K	\$500K
30 April, 2017	207 Indian Rd	Detached	6	3	6	\$1,500K	\$1,600K
1 May, 2017	97 Armadale Ave	Detached	3	2	7	\$1,099K	\$1,255K
	210 Galley Ave	Semi-Detached	3	3	7	\$1,099K	\$1,509K
	221 Pearson Ave	Detached	4	5	4	\$2,450K	\$2,435K
2 May, 2017	3, 2512 Bloor St W	Condo	2	1	14	\$399K	\$486K
	82 Indian Rd	Semi-Detached	4	3	8	\$988K	\$1,250K
	Ph5, 65 Southport St	Condo	2	2	6	\$550K	\$544K
3 May, 2017	262 Garden Ave	Detached	4	3	8	\$1,498K	\$1,800K
	1613 Bloor St W	Townhouse	3	2	90	\$890K	\$1,100K
	2712, 103 The Queensway Ave	Condo	2	2	21	\$645K	\$620K
4 May, 2017	132 Indian Rd	Detached	4	2	8	\$1,499K	\$1,700K
5 May, 2017	1901, 103 The Queensway	Condo	1	1	14	\$358K	\$390K
6 May, 2017	606, 1 Ripley Ave	Condo	2	3	4	\$859K	\$900K
7 May, 2017	2816, 105 The Queensway	Condo	1	1	2	\$389K	\$450K
8 May, 2017	27 Innisfree Crt	Detached	3	3	4	\$1,395K	\$1,525K



## Data

Month, Day, Year of Sold Date	Address1	Property Type	Bedrooms	Washrooms	Days on the Market	List Price	Sold Price
8 May, 2017	315, 105 The Queensway Ave	Condo	1	1	7	\$399K	\$436K
9 May, 2017	216 Indian Rd	Detached	6	5	8	\$1,899K	\$2,052K
	354, 24 Southport St	Condo	1	1	1	\$299K	\$300K
	912, 105 The Queensway Ave	Condo	1	1	13	\$318K	\$320K
	3303, 105 The Queensway Ave	Condo	2	2	12	\$660K	\$650K
10 May, 2017	38 Boustead Ave	Other	4	4	68	\$1,788K	\$1,900K
	123, 2 Old Mill Dr	Condo	1	2	2	\$625K	\$625K
	1603, 103 The Queensway Ave	Condo	1	1	0	\$439K	\$437K
11 May, 2017	33 Ostend Ave	Detached	4	4	8	\$1,988K	\$1,988K
12 May, 2017	105 Indian Rd	Semi-Detached	3	4	4	\$989K	\$1,400K
15 May, 2017	48 Parkdale Rd	Detached	3	2	7	\$1,149K	\$1,200K
	1301, 105 The Queensway Ave	Condo	1	1	6	\$299K	\$398K
	2016, 105 The Queensway Ave	Condo	1	1	11	\$499K	\$490K
	2308, 103 The Queensway Ave	Condo	1	1	7	\$339K	\$407K
	2607, 105 The Queensway Ave	Condo	1	1	39	\$365K	\$368K
17 May, 2017	66, 95 The Queensway	Townhouse	2	2	6	\$499K	\$530K
	510, 65 Southport St	Condo	2	2	2	\$570K	\$570K
18 May, 2017	716, 105 The Queensway	Condo	1	1	10	\$400K	\$390K
	1609, 105 The Queensway	Condo	1	1	10	\$355K	\$346K
19 May, 2017	16 Willard Gdns	Detached	3	2	11	\$1,475K	\$1,405K
	406, 103 The Queensway Ave	Condo	1	1	3	\$329K	\$360K
	622, 1 Old Mill Dr	Condo	1	1	16	\$515K	\$504K
	2607, 103 The Queensway St	Condo	1	1	14	\$395K	\$390K
	Th27, 6 Windermere Ave	Townhouse	3	2	8	\$798K	\$805K
20 May, 2017	4 Beresford Ave	Detached	2	2	8	\$800K	\$875K
	815, 103 The Queensway Ave	Condo	1	1	9	\$400K	\$420K
24 May, 2017	51-Rear Indian Grve	Detached	4	4	14	\$2,980K	\$2,900K
	713, 60 Southport St	Condo	3	2	6	\$599K	\$630K

## Data

Month, Day, Year of Sold Date	Address1	Property Type	Bedrooms	Washrooms	Days on the Market	List Price	Sold Price
24 May, 2017	801, 1 Ripley Ave	Condo	2	2	20	\$699K	\$715K
	2705, 103 The Queensway Ave	Condo	2	2	31	\$629K	\$615K
25 May, 2017	915, 105 The Queensway Ave	Condo	1	1	23	\$400K	\$426K
26 May, 2017	2614, 103 The Queensway	Condo	1	1	7	\$419K	\$424K
27 May, 2017	614, 105 The Queensway Ave	Condo	1	1	4	\$430K	\$415K
29 May, 2017	178 Ellis Ave	Detached	3	4	5	\$2,198K	\$2,178K
	497 Parkside Dr	Detached	7	6	3	\$1,598K	\$1,598K
	502, 105 The Queensway Ave	Condo	2	2	18	\$660K	\$640K
30 May, 2017	15 Durie St	Detached	1	1	26	\$799K	\$800K
	245 Ellis Ave	Detached	4	4	22	\$2,598K	\$2,350K
31 May, 2017	96 South Kingsway	Detached	2	2	15	\$1,198K	\$1,100K
	2306, 103 The Queensway Ave	Condo	2	2	1	\$400K	\$525K
1 June, 2017	83 Windermere Ave, Toronto	Other	6	3	14	\$1,598K	\$1,700K
	807, 1410 Dupont St	Condo	1	1	60	\$380K	\$370K
	Ph7, 2511 Bloor St W	Condo	2	2	7	\$1,445K	\$1,395K
2 June, 2017	119 Indian Rd	Detached	5	1	3	\$1,688K	\$1,655K
	614, 103 The Queensway Ave	Condo	2	2	18	\$580K	\$568K
3 June, 2017	Th 64, 95 The Queensway Rd	Townhouse	1	2	19	\$469K	\$489K
4 June, 2017	1412, 103 The Queensway Ave	Condo	2	2	6	\$490K	\$499K
5 June, 2017	12 Grenadier Hts	Detached	5	3	47	\$1,998K	\$1,925K
	164A Windermere Ave	Semi-Detached	3	4	6	\$1,000K	\$1,330K
	501, 103 The Queensway Ave	Condo	1	1	18	\$340K	\$392K
	1103, 103 The Queensway Ave	Condo	1	1	9	\$429K	\$425K
	Th 1, 95 The Queensway Ave	Condo	1	1	7	\$438K	\$440K
6 June, 2017	115, 2 Old Mill Dr	Condo	1	1	22	\$528K	\$535K
	375 Ellis Park Rd	Detached	4	4	12	\$2,925K	\$2,800K
	404, 2 Old Mill Dr	Condo	1	2	6	\$619K	\$648K
	1312, 103 The Queensway Ave	Condo	2	2	22	\$500K	\$490K

## Data

Month, Day, Year of Sold Date	Address1	Property Type	Bedrooms	Washrooms	Days on the Market	List Price	Sold Price
6 June, 2017	2111, 15 Windermere Ave	Condo	2	2	26	\$540K	\$560K
	Ph09, 1910 Lake Shore Blvd W	Condo	1	1	7	\$400K	\$432K
7 June, 2017	47 Beresford Ave	Detached	3	3	3	\$1,559K	\$1,559K
	71 Kennedy Ave	Detached	4	3	8	\$3,000K	\$2,895K
8 June, 2017	11 Harcroft Rd	Detached	5	3	9	\$1,595K	\$1,800K
	507, 1 Ripley Ave	Condo	2	2	15	\$648K	\$648K
9 June, 2017	8 High Park Gdns	Detached	5	3	4	\$2,495K	\$2,550K
	813, 103 The Queensway	Condo	2	2	3	\$400K	\$495K
	1611, 105 The Queensway Ave	Condo	1	1	8	\$429K	\$463K
10 June, 2017	1015, 103 The Queensway Ave	Condo	1	1	11	\$427K	\$419K
11 June, 2017	41 Brule Cres	Detached	4	5	10	\$3,250K	\$3,150K
	3208, 105 The Queensway Ave	Condo	1	1	6	\$320K	\$335K
12 June, 2017	17 Ridley Gdns	Semi-Detached	4	2	12	\$949K	\$985K
	110, 20 Southport St	Condo	1	1	2	\$375K	\$385K
	726, 22 Southport St	Condo	2	2	7	\$600K	\$618K
13 June, 2017	103, 2545 Bloor St W	Condo	2	2	7	\$1,099K	\$1,225K
	507, 60 Southport St	Condo	3	2	6	\$585K	\$625K
	510, 103 The Queensway Ave	Condo	1	1	7	\$265K	\$297K
	605, 105 The Queensway Ave	Condo	1	2	13	\$389K	\$380K
	2110, 103 The Queensway Ave	Condo	2	2	19	\$490K	\$490K
	3313, 105 The Queensway Ave	Condo	1	1	15	\$470K	\$462K
15 June, 2017	320 Indian Rd	Detached	3	4	17	\$3,349K	\$3,250K
	1016, 103 The Queensway Ave	Condo	1	1	15	\$450K	\$440K
16 June, 2017	51, 93 The Queensway	Townhouse	1	2	39	\$489K	\$473K
	906, 1 Ripley Ave	Condo	2	2	63	\$949K	\$885K
	1212, 105 The Queensway	Condo	1	1	15	\$318K	\$326K
	1902, 15 Windermere Ave	Condo	1	2	8	\$470K	\$472K
	2213, 105 The Queensway Ave	Condo	1	1	36	\$320K	\$326K

## Data

Month, Day, Year of Sold Date	Address1	Property Type	Bedrooms	Washrooms	Days on the Market	List Price	Sold Price
18 June, 2017	801, 105 The Queensway	Condo	1	1	15	\$385K	\$385K
19 June, 2017	62 Morningside Ave	Semi-Detached	3	4	7	\$1,189K	\$1,470K
20 June, 2017	15 Algonquin Ave	Detached	5	2	20	\$1,488K	\$1,400K
	703, 1 Ripley Ave	Condo	2	2	24	\$713K	\$710K
	842, 24 Southport St	Condo	1	1	7	\$329K	\$355K
	1514, 105 The Queensway	Condo	1	1	6	\$400K	\$430K
	1712, 105 The Queensway Ave	Condo	1	1	1	\$325K	\$330K
21 June, 2017	283 Windermere Ave	Detached	3	3	7	\$1,279K	\$1,303K
	911, 105 The Queensway Ave	Condo	1	1	2	\$429K	\$450K
	1211, 105 The Queensway Ave	Condo	1	1	2	\$429K	\$470K
22 June, 2017	510, 20 Southport St	Condo	1	1	8	\$375K	\$365K
23 June, 2017	1703, 105 The Queensway Ave	Condo	2	2	11	\$640K	\$639K
24 June, 2017	1404, 15 Windermere Ave	Condo	1	1	2	\$339K	\$375K
26 June, 2017	306, 35 Ormskirk Ave	Condo	3	2	31	\$570K	\$545K
	2407, 103 The Queensway Ave	Condo	1	1	10	\$390K	\$388K
27 June, 2017	54 Glendale Ave	Detached	3	3	55	\$1,290K	\$1,238K
	421, 20 Southport St	Condo	2	2	26	\$565K	\$555K
	1608, 15 Windermere Ave	Condo	1	2	22	\$420K	\$435K
	1709, 103 The Queensway Ave	Condo	1	1	1	\$395K	\$410K
28 June, 2017	206 Ellis Ave	Other	4	2	8	\$1,598K	\$1,600K
	1103, 105 The Queensway Ave	Condo	2	2	1	\$400K	\$520K
	2103, 105 The Queensway	Condo	2	2	19	\$559K	\$575K
30 June, 2017	19 Kennedy Ave	Detached	3	4	9	\$1,998K	\$1,930K
	34 Ridley Gdns	Semi-Detached	3	3	8	\$1,199K	\$1,287K
1 July, 2017	24 Coe Hill Dr	Detached	3	2	23	\$1,000K	\$950K
	254 Windermere Ave W	Detached	3	2	25	\$1,399K	\$1,350K
4 July, 2017	905, 1900 Lake Shore Blvd W	Condo	2	2	11	\$544K	\$528K
5 July, 2017	15 Woodland Hts	Detached	4	3	23	\$2,498K	\$2,390K

## Data

Month, Day, Year of Sold Date	Address1	Property Type	Bedrooms	Washrooms	Days on the Market	List Price	Sold Price
6 July, 2017	426, 60 Southport St	Condo	3	1	15	\$585K	\$545K
	1210, 105 The Queensway Ave	Condo	2	2	17	\$549K	\$540K
8 July, 2017	1810, 105 The Queensway Ave	Condo	2	2	16	\$580K	\$555K
	2214, 105 The Queensway Ave	Condo	1	1	71	\$440K	\$426K
10 July, 2017	516, 2 Old Mill Dr	Condo	1	1	11	\$500K	\$498K
	2512, 103 The Queensway Ave	Condo	2	2	64	\$599K	\$590K
12 July, 2017	89 South Kingsway	Detached	2	1	8	\$848K	\$785K
	107, 80 Coe Hill Dr	Other	1	1	6	\$269K	\$265K
	628, 2 Old Mill Dr	Condo	1	1	20	\$425K	\$424K
	1714, 105 The Queensway Ave	Condo	1	1	7	\$400K	\$425K
13 July, 2017	612, 103 The Queensway Ave	Condo	2	2	16	\$450K	\$481K
	2710, 103 The Queensway Ave	Condo	2	2	31	\$469K	\$458K
14 July, 2017	179 Marion St	Semi-Detached	5	3	9	\$998K	\$1,300K
	705, 103 The Queensway Ave	Condo	2	2	2	\$600K	\$600K
16 July, 2017	1912, 103 The Queensway Ave	Condo	2	2	4	\$490K	\$500K
17 July, 2017	1803, 103 The Queensway Ave	Condo	1	1	101	\$480K	\$458K
18 July, 2017	708, 103 Queensway Ave	Condo	1	1	6	\$375K	\$380K
20 July, 2017	718, 103 The Queensway	Condo	1	1	36	\$430K	\$395K
21 July, 2017	17 Ellis Park Rd	Detached	3	2	44	\$1,319K	\$1,260K
	111, 109 The Queensway St	Townhouse	3	3	2	\$949K	\$949K
	722, 60 Southport St	Condo	2	2	74	\$599K	\$579K
	2714, 105 The Queensway	Condo	1	1	65	\$439K	\$429K
	Ph2901, 103 The Queensway	Condo	1	1	25	\$400K	\$400K
24 July, 2017	38 Kennedy Ave	Townhouse	4	2	6	\$1,138K	\$1,100K
25 July, 2017	914, 105 The Queensway Ave	Condo	1	1	36	\$430K	\$420K
	2915, 105 The Queensway Ave	Condo	1	1	7	\$438K	\$428K
	3202, 105 The Queensway Ave	Condo	2	2	18	\$680K	\$666K
26 July, 2017	223, 2 Old Mill Dr	Condo	1	2	6	\$635K	\$608K

## Data

Month, Day, Year of Sold Date	Address1	Property Type	Bedrooms	Washrooms	Days on the Market	List Price	Sold Price
26 July, 2017	1209, 105 The Queensway Ave	Condo	1	1	21	\$299K	\$339K
27 July, 2017	115 Howard Park Ave	Semi-Detached	6	2	17	\$1,199K	\$1,230K
1 August, 2017	A73, 119 The Queensway St	Townhouse	3	3	26	\$870K	\$850K
5 August, 2017	2011, 105 The Queensway Ave	Condo	1	1	4	\$439K	\$485K
8 August, 2017	311, 60 Southport St	Condo	2	1	16	\$529K	\$505K
	2611, 103 The Queensway Ave	Condo	2	2	8	\$499K	\$551K
11 August, 2017	Th11, 8 Windermere Ave	Townhouse	3	2	21	\$836K	\$815K
13 August, 2017	32 Waller Ave	Detached	3	3	16	\$1,320K	\$1,262K
	2604, 103 The Queensway	Condo	2	2	9	\$600K	\$628K
14 August, 2017	310, 2 Old Mill Dr	Condo	1	1	23	\$610K	\$588K
15 August, 2017	522, 2 Old Mill Dr	Condo	1	2	16	\$625K	\$605K
	2389 Bloor St W	Other	2	3	61	\$2,375K	\$2,175K
17 August, 2017	3312, 105 The Queensway Ave	Condo	1	1	11	\$450K	\$458K
22 August, 2017	3114, 105 The Queensway	Condo	1	1	36	\$450K	\$441K
23 August, 2017	1913, 103 The Queensway	Condo	1	1	58	\$450K	\$431K
24 August, 2017	1513, 103 The Queensway Ave	Condo	2	2	20	\$499K	\$525K
25 August, 2017	179 Parkside Dr	Detached	7	7	32	\$1,800K	\$1,630K
	316, 2 Old Mill Dr	Condo	1	1	15	\$507K	\$507K
	1707, 105 The Queensway	Condo	1	1	11	\$365K	\$363K
	Th63, 95 The Queensway	Townhouse	3	2	11	\$729K	\$713K
26 August, 2017	2811, 103 The Queensway Ave	Condo	2	2	17	\$530K	\$530K
30 August, 2017	37 Mayfield Ave	Detached	2	2	7	\$989K	\$948K
31 August, 2017	Th6, 101 The Queensway Ave	Townhouse	3	3	8	\$800K	\$790K
8 September, 2017	513, 103 The Queensway Ave	Condo	2	2	28	\$500K	\$512K
11 September, 2017	157 Sunnyside Ave	Semi-Detached	4	2	5	\$1,299K	\$1,325K
	706, 105 The Queensway Ave	Condo	1	1	2	\$365K	\$370K
12 September, 2017	79 Durie St	Detached	2	2	7	\$995K	\$1,156K
13 September, 2017	15 Parkside Dr	Semi-Detached	3	2	2	\$998K	\$1,150K

## Data

Month, Day, Year of Sold Date	Address1	Property Type	Bedrooms	Washrooms	Days on the Market	List Price	Sold Price
13 September, 2017	109 Kennedy Ave	Detached	4	4	6	\$2,000K	\$1,825K
	1108, 45 Southport St	Condo	2	2	8	\$540K	\$515K
	1609, 15 Windermere Ave	Condo	2	2	16	\$520K	\$520K
16 September, 2017	22 Ormskirk Crt	Detached	4	2	4	\$1,100K	\$1,150K
	212 Indian Rd	Detached	6	4	2	\$1,800K	\$1,800K
18 September, 2017	63 Deforest Rd	Semi-Detached	2	1	7	\$799K	\$854K
	1906, 105 The Queensway	Condo	1	1	17	\$375K	\$370K
19 September, 2017	2203, 105 The Queensway Ave	Condo	2	2	26	\$599K	\$580K
21 September, 2017	105, 384 Sunnyside Ave	Condo	1	2	2	\$1,000K	\$1,050K
	214, 35 Ormskirk Ave	Condo	2	1	68	\$610K	\$580K
	2402, 103 The Queensway	Condo	1	1	10	\$458K	\$452K
22 September, 2017	1112, 103 The Queensway Way	Condo	2	2	27	\$490K	\$470K
	2014, 105 The Queensway Ave	Condo	1	1	17	\$439K	\$445K
24 September, 2017	3116, 105 The Queensway Ave	Condo	1	1	32	\$475K	\$455K
25 September, 2017	27 Radford Ave	Detached	3	2	8	\$1,398K	\$1,405K
	83 Windermere Ave	Other	6	3	14	\$1,675K	\$1,600K
26 September, 2017	211 South Kingsway Way	Detached	3	4	61	\$1,998K	\$1,865K
27 September, 2017	3 Riverside Cres	Detached	4	5	62	\$3,898K	\$3,625K
	Th50, 111 The Queensway Ave	Townhouse	3	2	40	\$800K	\$799K
28 September, 2017	508, 2 Old Mill Dr	Condo	1	1	41	\$600K	\$570K
	1110, 103 The Queensway Ave	Condo	1	1	16	\$360K	\$360K
29 September, 2017	8, 20 Budgell Terr	Townhouse	3	3	3	\$768K	\$770K
2 October, 2017	40 Ellis Park Rd	Detached	3	3	63	\$1,799K	\$1,650K
	2908, 103 The Queensway Way	Condo	1	1	17	\$390K	\$397K
3 October, 2017	Th25, 93 The Queensway Ave W	Townhouse	2	2	26	\$593K	\$583K
4 October, 2017	86 Lavinia Ave	Detached	4	2	23	\$1,379K	\$1,355K
	279 Riverside Dr	Detached	4	4	15	\$3,298K	\$3,100K
	1011, 105 The Queensway Ave	Condo	1	1	16	\$439K	\$470K

## Data

Month, Day, Year of Sold Date	Address1	Property Type	Bedrooms	Washrooms	Days on the Market	List Price	Sold Price
5 October, 2017	710, 103 The Queensway	Condo	1	1	16	\$350K	\$361K
	713, 103 The Queensway Ave	Condo	2	2	10	\$490K	\$500K
	2214, 103 The Queensway Ave	Condo	1	1	65	\$460K	\$448K
	Th 81, 9 Windermere Ave	Townhouse	2	2	2	\$620K	\$630K
9 October, 2017	450, 24 Southport St	Condo	1	1	74	\$399K	\$390K
10 October, 2017	14 Indian Grve	Detached	4	2	7	\$1,799K	\$1,950K
11 October, 2017	1903, 103 The Queesnway Ave	Condo	1	1	47	\$435K	\$420K
12 October, 2017	1309, 103 The Queensway Ave	Condo	1	1	18	\$415K	\$410K
	2012, 103 The Queensway Ave	Condo	2	2	41	\$599K	\$580K
	2609, 15 Windermere Ave	Condo	2	2	10	\$539K	\$539K
	Ph2905, 103 The Queensway Ave	Condo	2	2	20	\$600K	\$622K
13 October, 2017	2610, 103 The Queensway Ave	Condo	2	2	24	\$490K	\$480K
15 October, 2017	17 Runnymede Rd	Detached	3	2	30	\$1,188K	\$1,200K
16 October, 2017	2115, 103 The Queensway Ave	Condo	1	1	13	\$459K	\$450K
17 October, 2017	177 Grenadier Rd	Semi-Detached	4	4	7	\$1,049K	\$1,256K
	638, 22 Southport St	Condo	2	2	5	\$529K	\$529K
18 October, 2017	87 Lavinia Ave	Detached	3	4	23	\$1,599K	\$1,570K
	436, 1830 Bloor St W	Condo	0	1	47	\$340K	\$315K
19 October, 2017	15, 20 Budgell Terr	Townhouse	3	2	6	\$880K	\$890K
	206 Riverside Dr	Detached	4	3	23	\$2,400K	\$2,160K
	711, 103 The Queensway Ave	Condo	1	1	9	\$360K	\$365K
	2314, 103 The Queensway Ave	Condo	1	1	20	\$455K	\$450K
	2709, 103 The Queensway Ave	Condo	2	2	15	\$550K	\$545K
22 October, 2017	225 Geoffrey St	Detached	4	2	12	\$1,699K	\$1,500K
23 October, 2017	110, 35 Ormskirk Ave	Condo	3	2	39	\$568K	\$528K
	3410, 105 The Queensway Ave	Condo	2	2	41	\$600K	\$590K
24 October, 2017	88 Mayfield Ave	Detached	3	4	7	\$1,499K	\$1,600K
	3203, 105 The Queensway Ave	Condo	2	2	21	\$668K	\$630K



## Data

Month, Day, Year of Sold Date	Address1	Property Type	Bedrooms	Washrooms	Days on the Market	List Price	Sold Price
25 October, 2017	928, 1 Old Mill Dr	Condo	2	3	36	\$1,325K	\$1,300K
	1308, 105 The Queensway Ave	Condo	1	1	39	\$364K	\$359K
26 October, 2017	159 Westminster Ave	Detached	5	3	1	\$1,680K	\$1,680K
	618, 2 Old Mill Dr	Condo	1	1	7	\$550K	\$538K
	2613, 105 The Queensway Ave	Condo	1	1	14	\$358K	\$345K
28 October, 2017	309, 65 Southport St	Condo	3	2	24	\$690K	\$655K
29 October, 2017	29 Beresford Ave	Detached	3	3	5	\$1,425K	\$1,450K
31 October, 2017	615, 103 The Queensway	Condo	1	1	7	\$440K	\$435K
	1315, 105 The Queensway Ave	Condo	1	1	21	\$450K	\$448K
	Lph 6, 1910 Lake Shore Blvd	Condo	1	1	12	\$375K	\$370K
1 November, 2017	46 Beresford Ave	Detached	3	1	15	\$988K	\$988K
	1209, 15 Windermere Ave	Condo	2	2	6	\$529K	\$519K
	2302, 103 The Queensway Ave	Condo	1	1	40	\$445K	\$440K
	Ph5, 45 Southport St	Condo	2	2	30	\$459K	\$440K
2 November, 2017	208, 2 Old Mill Dr	Condo	1	1	9	\$600K	\$590K
7 November, 2017	41 Beresford Ave	Detached	2	2	6	\$998K	\$1,012K
	#2801, 103 The Queensway Ave	Condo	1	1	8	\$399K	\$425K
8 November, 2017	330 Sunnyside Ave	Detached	5	3	2	\$1,699K	\$1,880K
	810, 105 The Queensway Ave	Condo	2	2	82	\$539K	\$530K
9 November, 2017	75 Deforest Rd	Detached	4	2	0	\$995K	\$1,167K
	201, 1 Ripley Ave	Condo	2	2	8	\$730K	\$725K
10 November, 2017	41 The Palisades	Detached	3	1	143	\$1,770K	\$1,700K
	1809, 15 Windermere Ave	Condo	2	2	15	\$529K	\$529K
11 November, 2017	620, 2 Old Mill Dr	Condo	2	2	3	\$1,079K	\$1,065K
12 November, 2017	528, 2 Old Mill Dr	Condo	1	1	9	\$600K	\$580K
	Ph11, 105 The Queensway Ave	Condo	2	2	10	\$725K	\$680K
16 November, 2017	2413, 103 The Queensway	Condo	1	1	21	\$459K	\$450K
17 November, 2017	163 Indian Grve	Detached	4	3	7	\$1,289K	\$1,289K

## Data

Month, Day, Year of Sold Date	Address1	Property Type	Bedrooms	Washrooms	Days on the Market	List Price	Sold Price
17 November, 2017	403, 105 The Queensway Ave	Condo	2	2	31	\$599K	\$565K
	405, 2511 Bloor St W	Condo	2	2	4	\$1,188K	\$1,150K
	808, 1 Ripley Ave	Condo	2	2	56	\$650K	\$645K
20 November, 2017	399 Parkside Dr	Other	2	2	75	\$1,190K	\$1,120K
	1614, 105 The Queensway Ave	Condo	1	1	20	\$440K	\$435K
	2105, 103 The Queensway Rd	Condo	2	2	4	\$610K	\$610K
21 November, 2017	7 Durie St	Detached	4	4	6	\$1,800K	\$2,090K
	34 Durie St	Detached	3	4	54	\$1,999K	\$1,950K
	201, 2545 Bloor St W	Condo	2	2	21	\$998K	\$1,030K
22 November, 2017	88 Runnymede Rd	Detached	4	2	5	\$1,250K	\$1,240K
	801, 383 Ellis Park Rd	Condo	2	2	7	\$1,790K	\$1,975K
	2310, 103 The Queensway Ave	Condo	2	2	12	\$495K	\$482K
23 November, 2017	302, 35 Ormskirk Ave	Condo	3	1	9	\$595K	\$602K
	905, 105 The Queensway Ave	Condo	1	2	17	\$435K	\$430K
24 November, 2017	44 Parkdale Rd	Detached	4	1	9	\$1,075K	\$1,092K
25 November, 2017	2715, 103 The Queensway Ave	Condo	1	1	2	\$470K	\$465K
26 November, 2017	130 Windermere Ave	Detached	5	6	80	\$2,700K	\$2,500K
27 November, 2017	1303, 103 The Queensway	Condo	1	1	18	\$449K	\$448K
29 November, 2017	2702, 103 The Queensway Ave	Condo	1	1	1	\$469K	\$497K
30 November, 2017	118, 20 Southport St	Condo	2	2	13	\$569K	\$575K
1 December, 2017	106, 384 Sunnyside Ave	Condo	2	2	23	\$1,359K	\$1,359K
2 December, 2017	916, 103 The Queensway Ave	Condo	1	1	10	\$452K	\$445K
3 December, 2017	23 Algonquin Ave	Detached	3	2	54	\$1,750K	\$1,760K
4 December, 2017	856, 24 Southport St	Condo	2	1	38	\$409K	\$397K
	2611, 105 The Queensway Ave	Condo	1	1	18	\$439K	\$520K
5 December, 2017	92 Kennedy Ave	Detached	3	2	5	\$1,295K	\$1,298K
6 December, 2017	512, 105 The Queensway Ave	Condo	1	1	68	\$365K	\$365K
8 December, 2017	32 Glendale Ave	Detached	3	3	11	\$1,000K	\$1,000K

## Data

Month, Day, Year of Sold Date	Address1	Property Type	Bedrooms	Washrooms	Days on the Market	List Price	Sold Price
8 December, 2017	749, 24 Southport St S	Condo	1	1	3	\$390K	\$395K
	1604, 105 The Queensway Ave	Condo	1	1	29	\$429K	\$429K
11 December, 2017	85 Windermere Ave	Other	6	3	60	\$1,675K	\$1,525K
17 December, 2017	1909, 105 The Queensway Ave	Condo	1	1	16	\$370K	\$350K
18 December, 2017	1405, 1910 Lake Shore Blvd W	Condo	2	2	31	\$615K	\$614K
	3110, 105 The Queensway Ave	Condo	2	2	18	\$589K	\$578K
19 December, 2017	65 Indian Rd	Detached	6	4	85	\$1,400K	\$1,380K
22 December, 2017	45 Brule Cres	Detached	4	5	91	\$3,495K	\$3,125K
	449, 24 Southport St	Condo	1	1	3	\$388K	\$388K
3 January, 2018	1510, 105 The Queensway Ave	Condo	2	2	20	\$600K	\$568K
4 January, 2018	615, 105 The Queensway Ave	Condo	1	1	27	\$430K	\$420K
7 January, 2018	168 Ellis Park Rd	Detached	4	6	80	\$4,000K	\$3,750K
9 January, 2018	14, 8 Windermere Ave	Townhouse	3	3	34	\$821K	\$798K
	22, 93 The Queensway	Townhouse	2	2	5	\$595K	\$605K
	514, 103 The Queensway Ave	Condo	2	2	84	\$580K	\$570K
14 January, 2018	32 Ellis Park Rd	Detached	4	4	90	\$1,899K	\$1,820K
15 January, 2018	241 Windermere Ave	Semi-Detached	3	2	6	\$895K	\$1,112K
16 January, 2018	15 The Palisades	Detached	3	3	47	\$2,095K	\$1,900K
	907, 105 The Queensway	Condo	1	1	7	\$375K	\$380K
17 January, 2018	205 Parkside Dr	Other	7	5	35	\$2,125K	\$2,100K
	379 Ellis Park Rd	Detached	3	3	79	\$1,495K	\$1,400K
	802, 105 The Queensway Ave	Condo	2	2	138	\$590K	\$568K
19 January, 2018	629, 1 Old Mill Dr	Condo	2	3	14	\$1,218K	\$1,198K
24 January, 2018	415, 20 Southport St	Condo	2	2	9	\$529K	\$529K
28 January, 2018	Th38, 99 The Queensway	Townhouse	3	3	17	\$819K	\$819K
29 January, 2018	1704, 103 The Queensway Ave	Condo	2	2	7	\$639K	\$638K
3 February, 2018	207, 2 Old Mill Dr	Condo	1	1	26	\$585K	\$569K
	1215, 105 The Queensway Ave	Condo	1	1	2	\$420K	\$431K

## Data

Month, Day, Year of Sold Date	Address1	Property Type	Bedrooms	Washrooms	Days on the Market	List Price	Sold Price
7 February, 2018	1109, 103 The Queensway Ave	Condo	1	1	0	\$399K	\$415K
8 February, 2018	705, 103 The Queensway Ave	Condo	2	2	15	\$619K	\$620K
12 February, 2018	3409, 105 The Queensway Ave	Condo	1	1	34	\$369K	\$355K
13 February, 2018	812, 2 Old Mill Dr	Condo	1	1	18	\$629K	\$623K
14 February, 2018	903, 103 The Queensway Ave	Condo	1	1	8	\$469K	\$476K
	2103, 103 The Queensway Ave	Condo	1	1	14	\$470K	\$490K
15 February, 2018	513, 1 Old Mill Dr	Condo	1	1	10	\$620K	\$608K
17 February, 2018	505, 103 The Queensway Ave	Condo	2	2	10	\$610K	\$600K
18 February, 2018	3102, 105 The Queensway Ave	Condo	2	2	41	\$700K	\$673K
	Th 77, 119A The Queensway Ave	Townhouse	3	2	5	\$820K	\$810K
20 February, 2018	87 Lavinia Ave	Detached	3	4	0	\$1,500K	\$1,350K
22 February, 2018	401, 20 Southport St	Condo	2	2	2	\$530K	\$540K
23 February, 2018	19 Olympus Ave	Detached	3	3	3	\$2,495K	\$2,601K
	1504, 105 The Queensway Ave	Condo	1	1	2	\$439K	\$450K
24 February, 2018	14 Lavinia Ave	Semi-Detached	3	1	9	\$769K	\$950K
	180 Ellis Ave	Detached	4	2	18	\$1,649K	\$1,620K
26 February, 2018	45 South Kingsway	Detached	3	2	5	\$999K	\$999K
	98 Boustead Ave	Detached	4	3	6	\$1,729K	\$1,730K
27 February, 2018	310, 1 Old Mill Dr	Condo	1	1	6	\$559K	\$555K
28 February, 2018	28 Woodland Hts	Detached	5	5	14	\$2,625K	\$2,525K
1 March, 2018	306, 2 Old Mill Dr	Condo	2	2	1	\$959K	\$935K
2 March, 2018	97 Morningside Ave	Detached	3	4	3	\$1,899K	\$1,899K
3 March, 2018	2710, 105 The Queensway Ave	Condo	2	2	39	\$630K	\$627K
4 March, 2018	15 Harcroft Rd	Detached	4	2	3	\$1,695K	\$1,900K
6 March, 2018	1701, 105 The Queensway Ave	Condo	1	1	8	\$439K	\$470K
	2213, 103 The Queensway Ave	Condo	1	1	22	\$479K	\$484K
7 March, 2018	65 Durie St	Detached	2	1	15	\$1,089K	\$1,065K
	349 Windermere Ave	Detached	3	3	7	\$1,429K	\$1,410K

## Data

Month, Day, Year of Sold Date	Address1	Property Type	Bedrooms	Washrooms	Days on the Market	List Price	Sold Price
7 March, 2018	2010, 105 The Queensway Ave	Condo	2	2	30	\$600K	\$583K
8 March, 2018	106, 384 Sunnyside Ave	Condo	2	2	2	\$1,389K	\$1,391K
	617, 103 The Queensway Ave	Condo	1	1	7	\$459K	\$516K
9 March, 2018	1804, 105 The Queensway Ave	Condo	1	1	5	\$440K	\$462K
12 March, 2018	57 Indian Tr	Detached	5	3	6	\$2,249K	\$2,331K
	Gph2, 2 Old Mill Dr	Condo	2	2	6	\$1,075K	\$1,040K
13 March, 2018	202 Howard Park Ave	Detached	5	1	6	\$995K	\$1,427K
	1502, 105 The Queensway Ave	Condo	2	2	14	\$650K	\$642K
14 March, 2018	Ph05, 15 Windermere Ave	Condo	2	3	22	\$799K	\$788K
15 March, 2018	1714, 103 The Queensway Ave	Condo	2	2	21	\$630K	\$620K
	3201, 105 The Queensway Ave	Condo	1	1	1	\$429K	\$429K
16 March, 2018	60 Parkdale Rd	Semi-Detached	3	3	3	\$1,210K	\$1,300K
	526, 1 Old Mill Dr	Condo	1	2	10	\$635K	\$625K
	Th91, 117B The Queensway	Townhouse	3	2	7	\$819K	\$837K
20 March, 2018	901, 103 The Queensway Ave	Condo	1	1	0	\$425K	\$460K
	1602, 103 The Queensway Ave	Condo	1	1	5	\$486K	\$510K
	2912, 105 The Queensway Ave	Condo	1	1	14	\$370K	\$365K
21 March, 2018	123, 1 Old Mill Dr	Condo	1	1	14	\$579K	\$565K
	303, 20 Southport St	Condo	1	2	2	\$399K	\$399K
22 March, 2018	102, 9 Windermere Ave	Townhouse	2	2	1	\$739K	\$739K
	3002, 105 The Queensway Ave	Condo	2	2	14	\$730K	\$692K
	3204, 105 The Queensway Ave	Condo	1	1	10	\$459K	\$472K
25 March, 2018	402, 1 Old Mill Dr	Condo	1	1	2	\$530K	\$550K
26 March, 2018	99, 9 Windermere Ave	Townhouse	2	2	12	\$700K	\$675K
	2601, 105 The Queensway	Condo	1	1	6	\$439K	\$480K
28 March, 2018	110 Glendale Ave	Detached	3	2	8	\$1,049K	\$1,205K
	229 Riverside Dr	Detached	5	5	5	\$2,895K	\$2,895K
29 March, 2018	2004, 105 The Queensway Ave	Condo	1	1	2	\$460K	\$466K

Data

Month, Day, Year of Sold Date	Address1	Property Type	Bedrooms	Washrooms	Days on the Market	List Price	Sold Price
31 March, 2018	67 Runnymede Rd	Detached	5	3	9	\$1,899K	\$1,850K