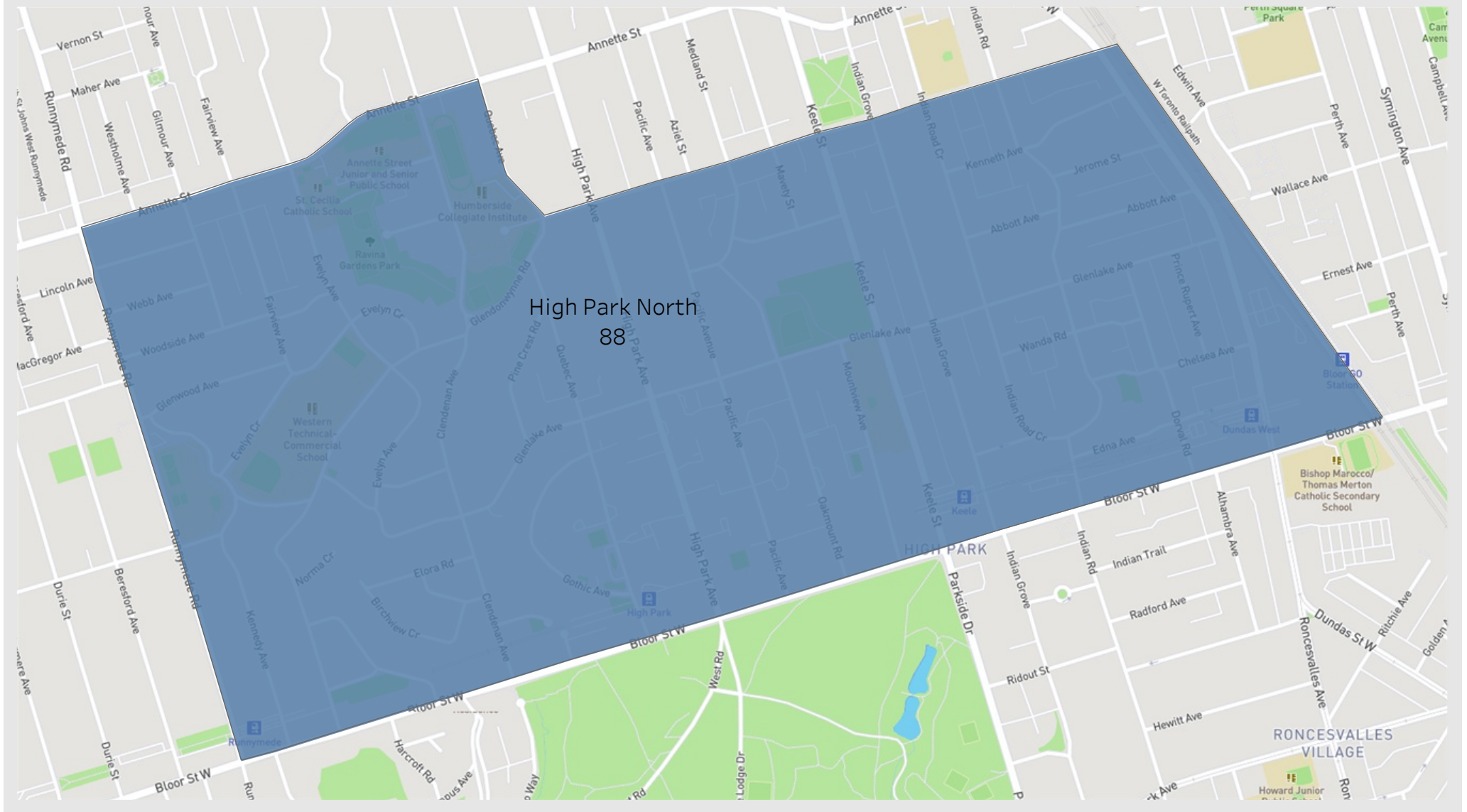
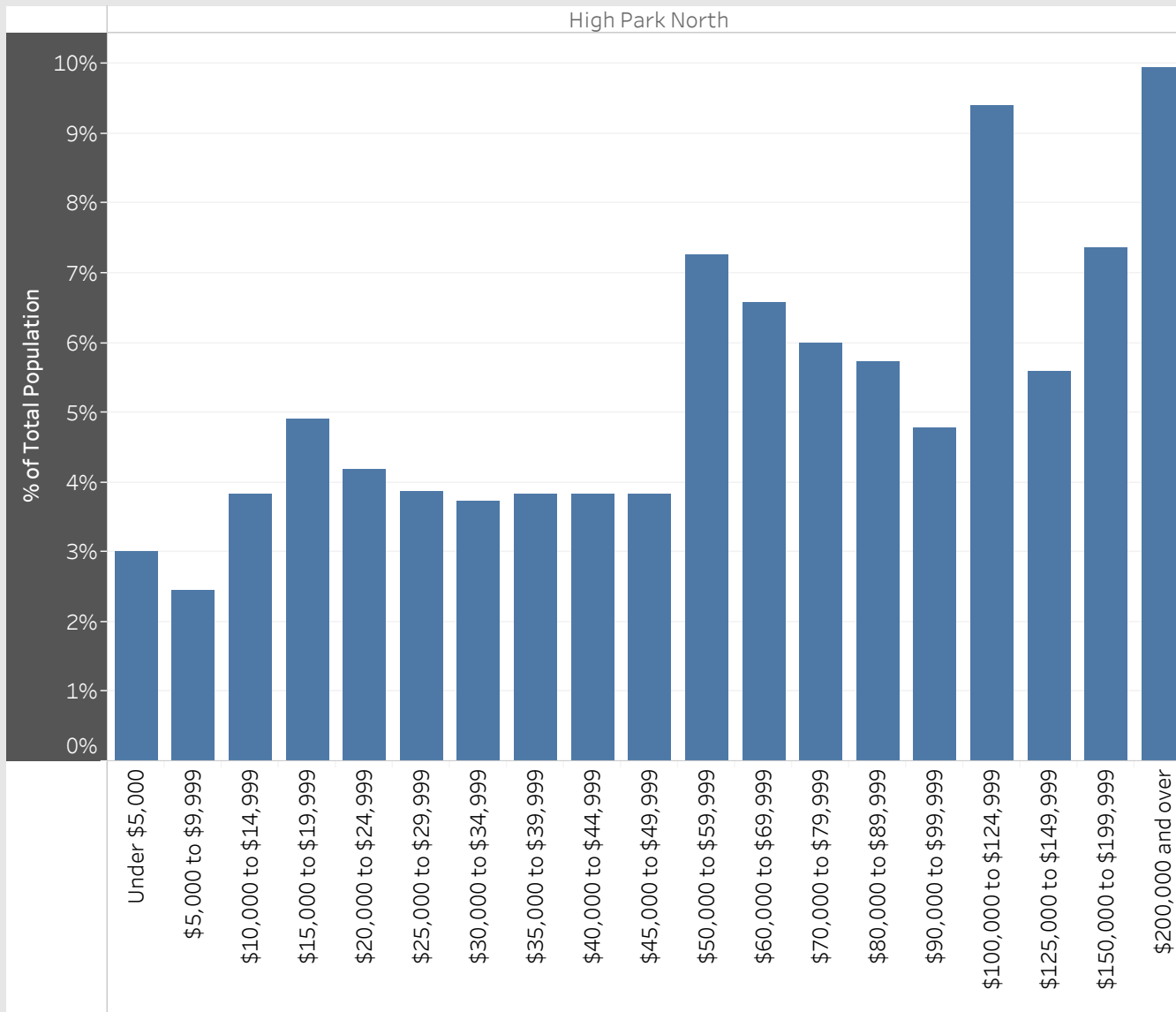


High Park North
Neighbourhood Breakdown
July 1st, 2015 - March 31st, 2018

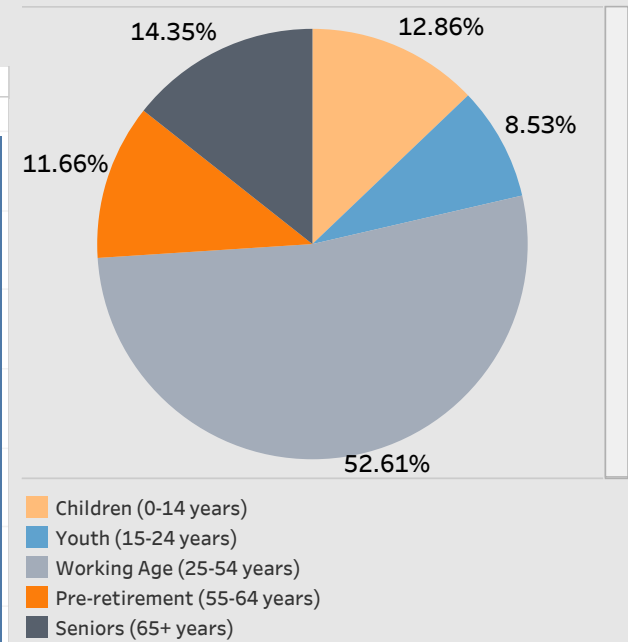


2016 StatsCan Data

Household Income in High Park North



Age

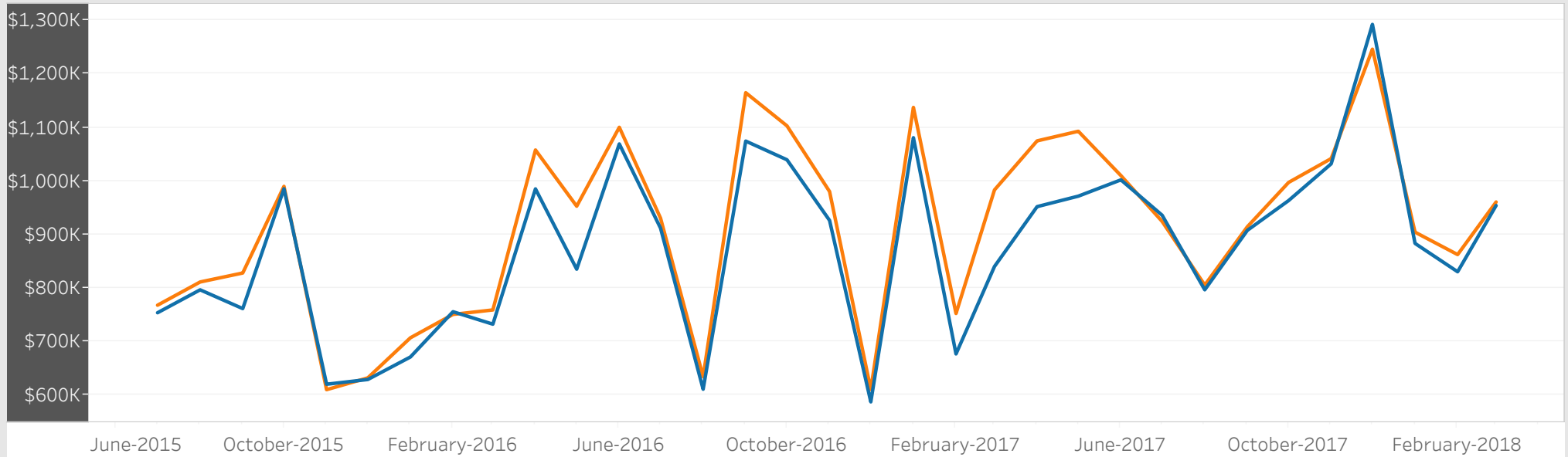


Visible Minorities

Not a visible minority	76.24%
South Asian	4.35%
Chinese	3.80%
Black	3.46%
Latin American	3.16%
Filipino	1.74%
Korean	1.74%
Multiple visible minorities	1.24%
Arab	1.03%
West Asian	1.01%
Southeast Asian	0.85%
Japanese	0.80%
Visible minority; n.i.e.	0.57%

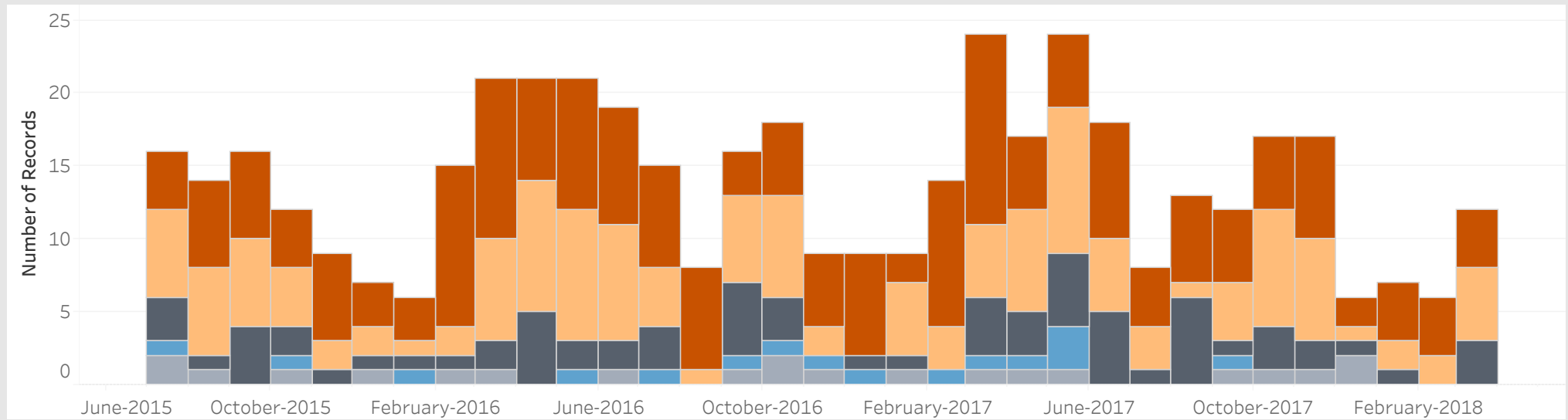
Average Sold Price vs. Average Ask Price in High Park North

■ Avg. List Price ■ Avg. Sold Price



Properties Sold in High Park North by Month

■ Condo ■ Detached ■ Semi-Detached ■ Townhouse ■ Other



Data

Month, Day, Year of Sold Date	Address1	Property Type	Bedrooms	Washrooms	Days on the Market	List Price	Sold Price
2 July, 2015	657 Indian Rd, Toronto	Detached	3	2	4	\$700K	\$767K
	1701, 70 High Park Ave, Toronto	Condo	1	1	11	\$365K	\$355K
5 July, 2015	1, 201 High Park Ave, Toronto	Other	1	1	90	\$350K	\$345K
6 July, 2015	192 Indian Grve, Toronto	Semi-Detached	3	2	8	\$660K	\$760K
8 July, 2015	308 Quebec Ave, Toronto	Detached	4	3	6	\$999K	\$1,118K
9 July, 2015	220 Fairview Ave, Toronto	Semi-Detached	3	3	8	\$799K	\$825K
10 July, 2015	1201, 100 Quebec Ave, Toronto	Condo	2	2	3	\$615K	\$659K
13 July, 2015	136 High Park Ave, Toronto	Detached	5	3		\$1,578K	\$1,578K
15 July, 2015	607, 80 Quebec Ave, Toronto	Condo	2	2	29	\$485K	\$485K
16 July, 2015	49 Kenneth Ave, Toronto	Semi-Detached	4	1	23	\$789K	\$789K
	214 Keele St, Toronto	Other	4	4	9	\$840K	\$810K
21 July, 2015	402 Glenlake Ave, Toronto	Detached	3	3	28	\$899K	\$936K
	601, 1830 Bloor St, Toronto	Condo	1	1	58	\$357K	\$337K
23 July, 2015	53 Woodside Ave, Toronto	Detached	2	1	16	\$789K	\$735K
25 July, 2015	57 Edna Ave, Toronto	Townhouse	3	3	5	\$719K	\$717K
30 July, 2015	266 Glenlake Ave, Toronto	Detached	4	2	7	\$1,115K	\$1,068K
2 August, 2015	299 Kennedy Ave, Toronto	Detached	4	3	61	\$1,734K	\$1,660K
3 August, 2015	28-30 Evelyn Ave, Toronto	Other	4	2	20	\$700K	\$910K
4 August, 2015	182 Indian Grve, Toronto	Semi-Detached	4	4	27	\$847K	\$835K
	511, 100 Quebec Ave, Toronto	Condo	2	2	7	\$609K	\$630K
5 August, 2015	56 Dorval Rd, Toronto	Detached	3	2	21	\$899K	\$896K
	1507, 70 High Park Ave, Toronto	Condo	1	2	56	\$450K	\$442K
14 August, 2015	71 Oakmount Rd, Toronto	Detached	4	2	4	\$1,029K	\$1,015K
17 August, 2015	145 Mavity St, Toronto	Detached	6	2	7	\$1,049K	\$1,182K
18 August, 2015	204, 80 Quebec Ave, Toronto	Condo	2	2	65	\$559K	\$530K
	1911, 100 Quebec Ave, Toronto	Condo	2	2	13	\$599K	\$683K
22 August, 2015	223 Glendonwynne Rd, Toronto	Detached	3	3	79	\$928K	\$868K
24 August, 2015	217 Keele St, Toronto	Detached	4	2	7	\$679K	\$655K

Data

Month, Day, Year of Sold Date	Address1	Property Type	Bedrooms	Washrooms	Days on the Market	List Price	Sold Price
25 August, 2015	313, 1638 Bloor St, Toronto	Condo	1	2	6	\$580K	\$565K
	403, 50 Quebec Ave, Toronto	Condo	3	2	42	\$489K	\$485K
14 September, 2015	195 Indian Grve, Toronto	Semi-Detached	3	2	7	\$800K	\$865K
15 September, 2015	35 Abbott Ave, Toronto	Detached	4	2	13	\$830K	\$1,027K
16 September, 2015	10 Glen Gordon Rd, Toronto	Semi-Detached	4	2	1	\$799K	\$815K
	720, 20 Gothic Ave, Toronto	Condo	2	1	37	\$359K	\$352K
20 September, 2015	2519 Dundas St, Toronto	Semi-Detached	3	2	7	\$600K	\$722K
21 September, 2015	162 Oakmount Rd, Toronto	Detached	3	2	8	\$899K	\$911K
	493 Glenlake Ave, Toronto	Detached	4	2	8	\$1,075K	\$1,228K
22 September, 2015	33 Humberside Ave, Toronto	Detached	4	3	7	\$899K	\$895K
23 September, 2015	106 Pine Crest Rd, Toronto	Detached	4	2	8	\$925K	\$1,050K
24 September, 2015	1603, 50 Quebec Ave, Toronto	Condo	3	2	22	\$500K	\$499K
25 September, 2015	607, 70 High Park Ave, Toronto	Condo	1	2	54	\$440K	\$439K
	808, 80 Quebec Ave, Toronto	Condo	2	2	10	\$589K	\$670K
27 September, 2015	311, 20 Gothic Ave, Toronto	Condo	2	1	18	\$410K	\$418K
28 September, 2015	548 Indian Rd, Toronto	Semi-Detached	4	3	7	\$900K	\$905K
	1306, 70 High Park Ave, Toronto	Condo	1	2	19	\$459K	\$450K
30 September, 2015	207 High Park Ave, Toronto	Detached	8	5	8	\$1,700K	\$2,001K
3 October, 2015	701, 1830 Bloor St, Toronto	Condo	1	1	53	\$359K	\$339K
4 October, 2015	602, 1830 Bloor St, Toronto	Condo	1	2	133	\$432K	\$411K
6 October, 2015	104 Pine Crest Rd, Toronto	Detached	3	3	8	\$1,149K	\$1,201K
	1011, 100 Quebec Ave, Toronto	Condo	2	2	16	\$619K	\$617K
7 October, 2015	336 Clendenan Ave, Toronto	Detached	4	3	10	\$1,278K	\$1,300K
	633 Indian Rd, Toronto	Semi-Detached	3	1	14	\$859K	\$835K
14 October, 2015	307 Indian Road Cres, Toronto	Townhouse	4	2	6	\$799K	\$799K
18 October, 2015	1707, 50 Quebec Ave, Toronto	Condo	3	2	6	\$519K	\$601K
19 October, 2015	15 Oakmount Rd, Toronto	Detached	4	4	11	\$1,375K	\$1,395K
27 October, 2015	76 Pine Crest Rd, Toronto	Detached	4	3	43	\$947K	\$1,030K

Data

Month, Day, Year of Sold Date	Address1	Property Type	Bedrooms	Washrooms	Days on the Market	List Price	Sold Price
27 October, 2015	187 High Park Ave, Toronto	Other	9	11	42	\$2,500K	\$2,400K
29 October, 2015	2579 Dundas St, Toronto	Semi-Detached	6	4	58	\$989K	\$950K
4 November, 2015	401 Glenlake Ave, Toronto	Detached	3	1	7	\$825K	\$904K
6 November, 2015	2469 Dundas St, Toronto	Semi-Detached	4	3	116	\$700K	\$650K
16 November, 2015	711, 80 Quebec Ave, Toronto	Condo	2	2	33	\$600K	\$642K
18 November, 2015	29 Dorval Rd, Toronto	Detached	4	5	85	\$1,249K	\$1,120K
21 November, 2015	604, 1638 Bloor St, Toronto	Condo	1	1	55	\$440K	\$430K
26 November, 2015	509, 1638 Bloor St, Toronto	Condo	1	1	2	\$349K	\$344K
	1204, 1638 Bloor St, Toronto	Condo	1	2	77	\$486K	\$480K
27 November, 2015	406, 1638 Bloor St, Toronto	Condo	1	2	4	\$499K	\$511K
	640, 1830 Bloor St, Toronto	Condo	1	2	26	\$433K	\$408K
1 December, 2015	333, 1830 Bloor St, Toronto	Condo	1	1	30	\$279K	\$259K
2 December, 2015	145 Glendonwyne Rd, Toronto	Detached	4	1	8	\$989K	\$1,105K
5 December, 2015	845, 1830 Bloor St, Toronto	Condo	1	1	34	\$361K	\$341K
14 December, 2015	17 Glenlake Ave, Toronto	Detached	4	2	1	\$850K	\$839K
17 December, 2015	2541A Dundas St, Toronto	Semi-Detached	4	3	16	\$729K	\$700K
18 December, 2015	2413 Dundas St, Toronto	Other	2	2	11	\$775K	\$755K
29 December, 2015	205, 2495 Dundas St, Toronto	Condo	1	2	18	\$420K	\$425K
17 January, 2016	46 Chelsea Ave, Toronto	Semi-Detached	5	3	12	\$709K	\$824K
22 January, 2016	304 Glenlake Ave	Detached	4	2	18	\$900K	\$895K
25 January, 2016	1506, 50 Quebec Ave N	Condo	2	2	7	\$489K	\$530K
27 January, 2016	508, 100 Quebec Ave	Condo	2	2	4	\$499K	\$585K
28 January, 2016	106, 1830 Bloor St W	Townhouse	2	3	42	\$850K	\$830K
29 January, 2016	1008, 1638 Bloor St W	Condo	2	2	3	\$579K	\$577K
2 February, 2016	334, 1830 Bloor St W	Condo	1	2	13	\$425K	\$400K
	741, 1830 Bloor St	Condo	1	1	18	\$339K	\$328K
3 February, 2016	2507 Dundas St W	Other	7	7	64	\$1,450K	\$1,350K
5 February, 2016	708, 1638 Bloor St W	Condo	2	2	1	\$580K	\$580K

Data

Month, Day, Year of Sold Date	Address1	Property Type	Bedrooms	Washrooms	Days on the Market	List Price	Sold Price
6 February, 2016	1802, 50 Quebec Ave	Condo	3	2	16	\$695K	\$825K
9 February, 2016	807, 1990 Bloor St W	Condo	2	2	14	\$750K	\$750K
	1411, 100 Quebec Ave	Condo	3	2	20	\$600K	\$600K
11 February, 2016	680 Indian Rd	Detached	3	3	16	\$1,129K	\$1,100K
	703, 100 Quebec Ave	Condo	2	2	8	\$479K	\$479K
	Lph4, 1830 Bloor St W	Condo	2	2	70	\$1,052K	\$1,020K
	Lph5, 1830 Bloor St W	Condo	2	2	38	\$1,125K	\$1,055K
16 February, 2016	199 Pacific Ave	Semi-Detached	3	2	6	\$899K	\$1,000K
17 February, 2016	76 Mavity St	Detached	5	2	13	\$950K	\$900K
	1605, 50 Quebec Ave	Condo	2	2	8	\$479K	\$520K
23 February, 2016	1312, 1830 Bloor St W	Condo	1	1	4	\$382K	\$352K
1 March, 2016	61 Fairview Ave	Semi-Detached	4	4	8	\$900K	\$935K
	458 Quebec Ave	Detached	3	2	6	\$800K	\$800K
2 March, 2016	60 Pine Crest Rd	Detached	4	3	2	\$1,199K	\$1,400K
3 March, 2016	503, 1638 Bloor St W	Condo	1	1	42	\$430K	\$424K
5 March, 2016	517, 2495 Dundas St W	Condo	1	1	3	\$325K	\$330K
7 March, 2016	200 Quebec Ave	Semi-Detached	7	4	16	\$1,398K	\$1,476K
	623, 20 Gothic Ave	Condo	1	1	32	\$415K	\$412K
8 March, 2016	291 Pacific Ave	Detached	5	4	7	\$749K	\$788K
	606, 1830 Bloor St W	Condo	2	2	6	\$549K	\$556K
9 March, 2016	204, 50 Quebec Ave	Condo	2	2	6	\$500K	\$537K
	562 Indian Rd	Detached	3	3	8	\$929K	\$1,037K
12 March, 2016	297 High Park Ave	Detached	3	3	5	\$1,129K	\$1,129K
13 March, 2016	Ph3, 20 Gothic Ave	Condo	1	1	6	\$475K	\$458K
14 March, 2016	177 Glendonwynne Rd	Detached	4	2	9	\$1,198K	\$1,325K
	521 Indian Rd	Other	2	3	6	\$999K	\$1,030K
15 March, 2016	1308, 1830 Bloor St W	Condo	1	2	49	\$530K	\$520K
21 March, 2016	1014, 1830 Bloor St W	Condo	0	1	139	\$320K	\$290K

Data

Month, Day, Year of Sold Date	Address1	Property Type	Bedrooms	Washrooms	Days on the Market	List Price	Sold Price
30 March, 2016	26 Kenneth Ave	Detached	3	3	70	\$890K	\$885K
	503, 1830 Bloor St W	Condo	1	1	19	\$360K	\$345K
31 March, 2016	206, 1638 Bloor St W	Condo	2	2	37	\$519K	\$515K
	909, 1830 Bloor St W	Condo	2	2	43	\$765K	\$747K
1 April, 2016	79 Gilmour Ave	Detached	4	5	3	\$1,468K	\$1,525K
3 April, 2016	209 Oakmount Rd	Detached	5	3	5	\$999K	\$1,282K
5 April, 2016	19 Hillsvie Ave	Semi-Detached	3	2	7	\$849K	\$950K
	1005, 70 High Park Ave	Condo	2	2	15	\$539K	\$525K
8 April, 2016	63 Keele St	Detached	3	3	18	\$1,000K	\$1,007K
11 April, 2016	373 Indian Grve	Semi-Detached	3	3	6	\$958K	\$1,080K
	507 Glenlake Ave	Detached	4	4	14	\$1,795K	\$1,740K
12 April, 2016	1109, 1830 Bloor St W	Condo	2	2	73	\$839K	\$815K
13 April, 2016	144 High Park Ave	Detached	7	4	6	\$1,975K	\$2,101K
15 April, 2016	174 Indian Grve	Semi-Detached	4	2	4	\$700K	\$850K
17 April, 2016	281 Pacific Ave	Detached	4	3	5	\$1,689K	\$1,640K
18 April, 2016	85 Keele St	Semi-Detached	5	3	7	\$1,185K	\$1,175K
20 April, 2016	210, 1638 Bloor St W	Condo	2	2	97	\$430K	\$418K
	1217, 1830 Bloor St	Condo	1	1	34	\$479K	\$468K
23 April, 2016	335, 1830 Bloor St W	Condo	1	1	43	\$329K	\$318K
25 April, 2016	121 Glendonwynne Rd	Detached	3	2	8	\$1,049K	\$1,300K
26 April, 2016	19 Wanda Rd	Detached	4	2	8	\$995K	\$1,215K
	303, 50 Quebec Ave	Condo	2	2	12	\$525K	\$510K
	310, 1638 Bloor St W	Condo	2	2	1	\$410K	\$405K
28 April, 2016	690 Indian Rd	Semi-Detached	4	2	7	\$1,050K	\$1,040K
29 April, 2016	270 High Park Ave	Detached	3	3	3	\$1,425K	\$1,850K
2 May, 2016	709, 2114 Bloor St W	Condo	2	2	114	\$830K	\$830K
4 May, 2016	308 Indian Grve	Semi-Detached	5	2	1	\$879K	\$1,040K
	608, 1990 Bloor St W	Condo	1	1	55	\$400K	\$445K

Data

Month, Day, Year of Sold Date	Address1	Property Type	Bedrooms	Washrooms	Days on the Market	List Price	Sold Price
6 May, 2016	1405, 50 Quebec Ave	Condo	2	2	2	\$509K	\$559K
9 May, 2016	506, 1638 Bloor St	Condo	2	2	6	\$499K	\$498K
10 May, 2016	70 Glendonwynne Rd	Detached	4	2	6	\$1,240K	\$1,420K
	811, 100 Quebec Ave	Condo	3	2	8	\$625K	\$729K
11 May, 2016	64 Gothic Ave	Detached	2	1	8	\$900K	\$1,040K
	217 Humberside Ave	Detached	5	4	7	\$1,349K	\$1,650K
	321 Indian Road Cres	Townhouse	3	2	7	\$775K	\$835K
12 May, 2016	38 Birchview Cres	Detached	4	1	2	\$888K	\$1,315K
16 May, 2016	40 Elora Rd	Detached	4	2	3	\$949K	\$1,178K
	178 Indian Grve	Semi-Detached	3	3	6	\$950K	\$1,178K
17 May, 2016	27 Birchview Cres	Detached	4	1	6	\$949K	\$1,100K
18 May, 2016	507, 100 Quebec Ave	Condo	2	2	6	\$505K	\$585K
24 May, 2016	332 Quebec Ave	Detached	4	3	7	\$1,250K	\$1,375K
25 May, 2016	107, 2495 Dundas St W	Condo	1	1	15	\$335K	\$345K
27 May, 2016	707, 1638 Bloor St W	Condo	1	1	13	\$415K	\$420K
	1010, 1830 Bloor St W	Condo	2	2	9	\$840K	\$825K
30 May, 2016	88 Clendenan Ave	Detached	3	2	6	\$1,150K	\$1,200K
31 May, 2016	334 Pacific Ave	Detached	4	3	2	\$1,300K	\$1,440K
1 June, 2016	175 High Park Ave	Detached	4	4	31	\$2,000K	\$1,950K
3 June, 2016	173 Quebec Ave	Other	7	4	3	\$1,949K	\$2,000K
4 June, 2016	406, 2114 Bloor St W	Condo	1	2	30	\$480K	\$480K
7 June, 2016	402, 1638 Bloor St W	Condo	1	1	5	\$459K	\$454K
8 June, 2016	152 High Park Ave	Detached	5	2	8	\$1,450K	\$1,669K
10 June, 2016	512, 100 Quebec Ave	Condo	3	2	19	\$698K	\$665K
12 June, 2016	69 Oakmount Rd	Detached	5	5	19	\$1,695K	\$1,634K
13 June, 2016	53 Woodside Ave	Detached	2	2	13	\$929K	\$900K
16 June, 2016	289 Kennedy Ave	Detached	4	3	9	\$1,298K	\$1,305K
	787 Indian Rd	Detached	2	2	8	\$899K	\$925K

Data

Month, Day, Year of Sold Date	Address1	Property Type	Bedrooms	Washrooms	Days on the Market	List Price	Sold Price
17 June, 2016	137 High Park Ave	Detached	5	4	11	\$2,588K	\$2,630K
	213, 20 Gothic Ave	Condo	2	2	24	\$560K	\$555K
18 June, 2016	718, 20 Gothic Ave	Condo	2	2	17	\$550K	\$607K
22 June, 2016	7 Glen Gordon Rd	Semi-Detached	4	4	14	\$1,000K	\$1,070K
	70 Medland Cres	Semi-Detached	3	2	6	\$899K	\$1,083K
	703, 1990 Bloor St W	Condo	0	1	35	\$350K	\$355K
24 June, 2016	206, 70 High Park Ave	Condo	1	1	24	\$380K	\$373K
	410, 1990 Bloor St W	Condo	1	1	50	\$420K	\$420K
26 June, 2016	30 Evelyn Ave	Detached	4	4	3	\$1,709K	\$1,830K
5 July, 2016	254 Pacific Ave	Semi-Detached	2	1	8	\$698K	\$695K
7 July, 2016	212, 100 Quebec Ave	Condo	3	2	8	\$649K	\$741K
8 July, 2016	257 Pacific Ave	Semi-Detached	3	2	148	\$1,000K	\$885K
9 July, 2016	39 Aziel St	Semi-Detached	4	1	4	\$599K	\$660K
11 July, 2016	29 Oakmount Rd	Detached	4	5	18	\$2,099K	\$2,000K
	51 Keele St	Townhouse	3	3	6	\$800K	\$1,100K
13 July, 2016	504, 1638 Bloor St	Condo	1	1	2	\$410K	\$410K
15 July, 2016	1406, 50 Quebec Ave	Condo	2	2	18	\$629K	\$595K
	1605, 100 Quebec Ave	Condo	2	2	21	\$550K	\$540K
17 July, 2016	112 High Park Ave	Detached	4	3	12	\$1,499K	\$1,465K
18 July, 2016	523, 1830 Bloor St W	Condo	1	1	30	\$380K	\$376K
19 July, 2016	458 Quebec Ave	Detached	3	3	7	\$1,150K	\$1,300K
21 July, 2016	319, 20 Gothic Ave	Condo	1	1	27	\$390K	\$384K
22 July, 2016	525, 1830 Bloor St W	Condo	2	2	74	\$829K	\$810K
31 July, 2016	292 Kennedy Ave	Detached	5	5	40	\$1,995K	\$1,995K
1 August, 2016	208, 2495 Dundas St W	Condo	1	1	27	\$340K	\$350K
6 August, 2016	623, 1830 Bloor St W	Condo	2	2	24	\$700K	\$690K
10 August, 2016	219, 20 Gothic Ave	Condo	1	1	16	\$380K	\$375K
16 August, 2016	43 Hillview Ave	Detached	3	3	32	\$1,299K	\$1,285K

Data

Month, Day, Year of Sold Date	Address1	Property Type	Bedrooms	Washrooms	Days on the Market	List Price	Sold Price
18 August, 2016	508, 1990 Bloor St W	Condo	1	1	86	\$400K	\$430K
19 August, 2016	1908, 50 Quebec Ave	Condo	2	2	9	\$549K	\$650K
22 August, 2016	704, 20 Gothic Ave	Condo	2	2	15	\$630K	\$640K
25 August, 2016	1805, 50 Quebec Ave	Condo	2	2	2	\$589K	\$652K
2 September, 2016	319 Runnymede Rd	Detached	3	3	4	\$899K	\$1,270K
4 September, 2016	202 High Park Ave	Detached	7	3	10	\$1,699K	\$1,685K
12 September, 2016	349 Indian Grve	Semi-Detached	3	2	5	\$749K	\$999K
	406, 80 Quebec Ave	Condo	2	2	31	\$550K	\$563K
13 September, 2016	31 Jerome St	Semi-Detached	3	1	6	\$799K	\$1,100K
	303, 1638 Bloor St W	Condo	1	1	5	\$475K	\$470K
	304 Indian Grve	Semi-Detached	3	2	7	\$990K	\$1,138K
15 September, 2016	50 Evelyn Ave	Detached	4	2	1	\$1,380K	\$1,350K
	199 Oakmount Rd	Detached	4	7	3	\$1,999K	\$1,900K
	303, 57 Macaulay Ave	Townhouse	3	2	101	\$680K	\$684K
20 September, 2016	42 Elora Rd	Other	4	3	14	\$1,329K	\$1,397K
	105 Humberside Ave	Semi-Detached	4	3	1	\$1,325K	\$1,400K
26 September, 2016	83 Dorval Rd	Detached	4	3	7	\$1,349K	\$1,478K
27 September, 2016	157 Clendenan Ave	Detached	4	3	7	\$1,249K	\$1,249K
	802, 1990 Bloor St W	Condo	2	2	11	\$730K	\$730K
30 September, 2016	188 Oakmount Rd	Semi-Detached	3	4	8	\$989K	\$1,225K
2 October, 2016	137 Medland St	Semi-Detached	4	3	3	\$1,189K	\$1,300K
3 October, 2016	6, 1968 Bloor St W	Townhouse	3	3	5	\$900K	\$1,103K
	166 Fairview Ave	Detached	3	3	6	\$1,479K	\$1,479K
4 October, 2016	75 Keele St	Other	6	3	5	\$1,388K	\$1,375K
	194 Oakmount Rd	Semi-Detached	3	2	5	\$899K	\$1,161K
11 October, 2016	167 Quebec Ave	Other	6	4	15	\$1,649K	\$1,610K
	914, 1830 Bloor St W	Condo	2	2	6	\$815K	\$815K
12 October, 2016	101, 80 Quebec Ave	Condo	2	3	9	\$600K	\$711K

Data

Month, Day, Year of Sold Date	Address1	Property Type	Bedrooms	Washrooms	Days on the Market	List Price	Sold Price
12 October, 2016	166 Oakmount Rd	Semi-Detached	4	3	8	\$1,000K	\$1,025K
13 October, 2016	75 Dorval Rd	Detached	4	4	10	\$975K	\$1,050K
15 October, 2016	2006, 50 Quebec Ave	Condo	2	2	23	\$609K	\$592K
17 October, 2016	123 High Park Ave	Detached	3	3	6	\$1,198K	\$1,375K
	607, 1638 Bloor St W	Condo	1	1	33	\$355K	\$348K
18 October, 2016	30 Glendonwynne Rd	Detached	5	4	6	\$1,000K	\$1,118K
19 October, 2016	129 Evelyn Ave	Detached	6	4	6	\$1,349K	\$1,597K
21 October, 2016	1005, 1638 Bloor St W	Condo	2	3	37	\$829K	\$814K
24 October, 2016	23 Kennedy Park Rd	Detached	4	3	20	\$1,499K	\$1,450K
26 October, 2016	130 Annette St	Detached	5	3	12	\$979K	\$930K
1 November, 2016	120 Quebec Ave	Other	3	4	14	\$1,198K	\$1,175K
2 November, 2016	40 Aziel St	Detached	3	4	7	\$1,200K	\$1,450K
3 November, 2016	507, 1638 Bloor St W	Condo	1	1	113	\$380K	\$370K
7 November, 2016	Ph 7, 50 Quebec Ave	Condo	3	2	4	\$759K	\$925K
15 November, 2016	1, 1980B Bloor St W	Townhouse	3	3	6	\$990K	\$1,150K
16 November, 2016	1007, 1638 Bloor St W	Condo	2	2	2	\$619K	\$619K
17 November, 2016	1204, 70 High Park Ave	Condo	1	1	8	\$390K	\$417K
18 November, 2016	2601, 50 Quebec Ave	Condo	2	2	23	\$825K	\$790K
29 November, 2016	306 Clendenan Ave	Detached	6	4	12	\$1,975K	\$1,925K
1 December, 2016	20 Dorval Rd	Townhouse	3	3	56	\$999K	\$950K
2 December, 2016	253 Glendonwynne Rd	Semi-Detached	3	1	2	\$749K	\$1,062K
8 December, 2016	1707, 70 High Park Ave	Condo	2	2	2	\$500K	\$518K
10 December, 2016	922, 1830 Bloor St W	Condo	0	1	67	\$323K	\$311K
16 December, 2016	1207, 70 High Park Ave	Condo	2	2	17	\$510K	\$528K
19 December, 2016	903, 1638 Bloor St W	Condo	1	1	44	\$499K	\$480K
20 December, 2016	319, 1830 Bloor St W	Condo	1	2	25	\$569K	\$523K
22 December, 2016	Upph04, 70 High Park Ave	Condo	2	2	16	\$770K	\$765K
29 December, 2016	622, 1830 Bloor St W	Condo	1	1	28	\$365K	\$355K

Data

Month, Day, Year of Sold Date	Address1	Property Type	Bedrooms	Washrooms	Days on the Market	List Price	Sold Price
7 January, 2017	209 Glenlake Ave	Detached	4	1	46	\$1,250K	\$1,080K
11 January, 2017	2, 32 Gothic Ave	Condo	2	3	41	\$640K	\$610K
	158 Quebec Ave	Other	5	3	91	\$1,300K	\$1,300K
14 January, 2017	6, 32 Gothic Ave	Condo	2	3	60	\$760K	\$745K
18 January, 2017	296 Indian Grve	Detached	3	2	14	\$1,199K	\$1,250K
26 January, 2017	166 Oakmount Rd	Semi-Detached	4	3	2	\$989K	\$1,080K
27 January, 2017	68 Edna Ave	Detached	3	2	11	\$939K	\$920K
31 January, 2017	19 Glen Gordon Rd	Detached	4	2	0	\$1,050K	\$1,350K
	122 Mavety St	Detached	3	4	6	\$1,600K	\$1,901K
2 February, 2017	512, 2495 Dundas St W	Condo	1	1	3	\$385K	\$425K
6 February, 2017	407, 1638 Bloor St W	Condo	1	1	11	\$359K	\$350K
7 February, 2017	804, 80 Quebec Ave	Condo	2	2	6	\$649K	\$750K
10 February, 2017	703, 80 Quebec Ave	Condo	1	1	1	\$509K	\$512K
12 February, 2017	51 Hillsvie Ave	Detached	3	3	4	\$1,199K	\$1,510K
	315, 1990 Bloor St W	Condo	1	1	14	\$459K	\$455K
14 February, 2017	1121, 1830 Bloor St W	Condo	1	2	12	\$569K	\$560K
15 February, 2017	202, 50 Quebec Ave	Condo	3	2	6	\$548K	\$750K
	Th102, 1830 Bloor St W	Townhouse	2	3	86	\$999K	\$995K
16 February, 2017	14 Elora Rd	Detached	3	2	9	\$1,380K	\$1,542K
21 February, 2017	Lph1, 1830 Bloor St	Condo	1	1	12	\$449K	\$447K
24 February, 2017	203, 1638 Bloor St W	Condo	1	1	2	\$479K	\$475K
28 February, 2017	15 Woodside Ave	Detached	3	2	7	\$1,110K	\$1,350K
	324, 20 Gothic Ave	Condo	1	1	1	\$380K	\$410K
2 March, 2017	318, 20 Gothic Ave N	Condo	2	2	0	\$520K	\$615K
5 March, 2017	930, 1830 Bloor St W	Condo	1	1	5	\$387K	\$405K
6 March, 2017	44 Lincoln Ave	Semi-Detached	3	2	7	\$899K	\$1,102K
	105, 100 Quebec Ave	Condo	2	2	5	\$612K	\$750K
9 March, 2017	15 Rowland St	Detached	5	4	8	\$1,498K	\$1,665K

Data

Month, Day, Year of Sold Date	Address1	Property Type	Bedrooms	Washrooms	Days on the Market	List Price	Sold Price
11 March, 2017	51 Mountview Ave	Semi-Detached	4	2	5	\$870K	\$1,201K
13 March, 2017	102, 20 Gothic Ave	Condo	1	1	6	\$420K	\$460K
14 March, 2017	511, 1990 Bloor St W	Condo	1	1	12	\$490K	\$477K
17 March, 2017	520, 2495 Dundas St W	Condo	1	1	6	\$410K	\$476K
	2517 Dundas St W	Semi-Detached	5	1	14	\$650K	\$758K
20 March, 2017	596 Indian Rd	Detached	4	3	5	\$1,485K	\$1,700K
	803, 80 Quebec Ave	Condo	1	1	2	\$499K	\$555K
	#302, 1830 Bloor St W	Condo	1	2	12	\$500K	\$555K
21 March, 2017	406, 80 Quebec Ave	Condo	2	2	0	\$749K	\$749K
22 March, 2017	24 Idyllwood Cres	Detached	4	3	1	\$1,599K	\$1,900K
	160 Quebec Ave	Other	5	3	2	\$1,300K	\$1,400K
	1102, 50 Quebec Ave	Condo	3	2	42	\$889K	\$860K
23 March, 2017	1105, 1900 Lakeshore Blvd W	Condo	2	2	13	\$485K	\$500K
27 March, 2017	180 High Park Ave	Detached	7	5	7	\$1,625K	\$2,177K
	417, 2495 Dundas St W	Condo	1	1	5	\$369K	\$410K
28 March, 2017	34 Abbott Ave	Detached	4	2	8	\$1,289K	\$1,700K
	160 Indian Grve	Semi-Detached	3	3	7	\$1,089K	\$1,460K
29 March, 2017	63 Gothic Ave	Townhouse	3	2	8	\$995K	\$1,187K
31 March, 2017	514, 1990 Bloor St W	Condo	1	1	4	\$535K	\$535K
1 April, 2017	80 Glendonwynne Rd	Detached	4	4	10	\$1,825K	\$1,850K
2 April, 2017	104, 2495 Dundas St W	Condo	1	1	5	\$389K	\$551K
3 April, 2017	606, 70 High Park Ave	Condo	2	2	11	\$529K	\$557K
4 April, 2017	34 Evelyn Cres	Detached	4	5	7	\$2,599K	\$2,350K
	90 Fairview Ave	Detached	4	5	5	\$1,378K	\$1,600K
	715 Indian Rd	Semi-Detached	3	2	7	\$899K	\$980K
6 April, 2017	208, 2000 Bloor St W	Other	2	1	7	\$290K	\$310K
7 April, 2017	205, 1638 Bloor St W	Condo	1	1	3	\$450K	\$485K
8 April, 2017	225 Humberside Ave	Detached	4	2	2	\$1,000K	\$1,505K

Data

Month, Day, Year of Sold Date	Address1	Property Type	Bedrooms	Washrooms	Days on the Market	List Price	Sold Price
10 April, 2017	90 Clendenan Ave	Detached	4	3	7	\$1,185K	\$1,488K
11 April, 2017	67 Medland Cres	Semi-Detached	3	2	7	\$789K	\$1,000K
	102 Gothic Ave	Detached	5	3	8	\$1,299K	\$1,565K
	659 Indian Rd	Detached	2	3	6	\$849K	\$1,110K
19 April, 2017	7, 200 Annette St	Townhouse	3	3	7	\$939K	\$988K
	409, 1638 Bloor St W	Condo	1	1	9	\$390K	\$410K
25 April, 2017	22 Lincoln Ave	Semi-Detached	3	2	5	\$898K	\$1,052K
26 April, 2017	510, 1990 Bloor St W	Condo	1	1	30	\$475K	\$471K
1 May, 2017	93 Clendenan Ave	Detached	3	2	7	\$1,199K	\$1,577K
3 May, 2017	227 Quebec Ave	Detached	4	3	2	\$1,499K	\$1,857K
4 May, 2017	181 Clendenan Ave	Detached	4	2	13	\$1,189K	\$1,189K
5 May, 2017	193 Indian Road Cres	Semi-Detached	4	3	15	\$989K	\$1,200K
9 May, 2017	235 Clendenan Ave	Semi-Detached	3	2	6	\$979K	\$1,300K
	389 Indian Grve	Detached	3	2	7	\$1,185K	\$1,425K
	925, 1830 Bloor St W	Condo	1	1	1	\$469K	\$480K
10 May, 2017	58 Gilmour Ave	Semi-Detached	3	2	8	\$929K	\$1,020K
13 May, 2017	666 Indian Rd	Semi-Detached	3	3	5	\$849K	\$1,100K
15 May, 2017	37 Keele St	Townhouse	3	3	20	\$1,049K	\$970K
	738, 1830 Bloor St W	Condo	1	1	6	\$490K	\$521K
16 May, 2017	179 Pacific Ave	Detached	3	2	6	\$999K	\$1,325K
	1310, 70 High Park Ave	Condo	2	2	6	\$500K	\$656K
18 May, 2017	418 Glenlake Ave	Detached	3	2	10	\$1,149K	\$1,138K
22 May, 2017	407 Annette St	Detached	3	2	12	\$1,198K	\$1,150K
23 May, 2017	414, 1830 Bloor St W	Condo	1	1	23	\$400K	\$388K
24 May, 2017	26 Mountview Ave	Detached	4	3	5	\$1,695K	\$1,651K
	404, 2000 Bloor St W	Other	1	1	6	\$265K	\$265K
25 May, 2017	336 Indian Grve	Detached	3	4	17	\$1,848K	\$1,875K
26 May, 2017	Th103, 1830 Bloor St W	Townhouse	2	3	38	\$999K	\$1,000K

Data

Month, Day, Year of Sold Date	Address1	Property Type	Bedrooms	Washrooms	Days on the Market	List Price	Sold Price
30 May, 2017	186 Pacific Ave	Townhouse	3	2	6	\$949K	\$1,190K
	704, 80 Quebec Ave	Condo	2	2	5	\$699K	\$805K
31 May, 2017	6 Jerome St	Semi-Detached	4	2	8	\$795K	\$875K
	73 Mavety St	Detached	5	3	7	\$995K	\$1,271K
1 June, 2017	703, 2495 Dundas St W	Condo	1	1	8	\$469K	\$458K
6 June, 2017	191 Gilmour Ave	Semi-Detached	3	2	5	\$979K	\$980K
11 June, 2017	203 Pacific Ave	Semi-Detached	3	2	4	\$978K	\$940K
13 June, 2017	260 Indian Grve	Detached	2	3	8	\$900K	\$1,190K
14 June, 2017	705, 50 Quebec Ave	Condo	2	2	7	\$699K	\$735K
16 June, 2017	Ph12, 20 Gothic Ave	Condo	2	2	18	\$1,098K	\$1,010K
18 June, 2017	68 Medland Cres	Semi-Detached	3	2	3	\$1,200K	\$1,200K
20 June, 2017	165 Indian Road Cres	Semi-Detached	3	3	6	\$1,089K	\$1,089K
	291 Pacific Ave	Detached	5	4	19	\$1,400K	\$1,300K
21 June, 2017	810, 80 Quebec Ave	Condo	1	1	13	\$575K	\$575K
22 June, 2017	1702, 100 Quebec Ave	Condo	3	2	1	\$795K	\$862K
26 June, 2017	838, 1830 Bloor St W	Condo	1	2	54	\$550K	\$530K
	1412, 100 Quebec Ave	Condo	3	2	2	\$789K	\$860K
27 June, 2017	43 Kennedy Park Rd	Detached	4	2	19	\$1,649K	\$1,575K
	147 Medland St	Detached	5	4	12	\$1,629K	\$1,570K
28 June, 2017	221 Clendenan Ave	Detached	4	2	14	\$1,099K	\$1,075K
	303 Indian Grve	Semi-Detached	5	3	5	\$1,278K	\$1,380K
30 June, 2017	612, 100 Quebec Ave	Condo	3	2	7	\$860K	\$850K
1 July, 2017	21 Jennings Ave	Detached	5	5	29	\$1,895K	\$1,869K
3 July, 2017	711, 1830 Bloor St W	Condo	1	1	7	\$538K	\$530K
6 July, 2017	63 Birchview Cres	Detached	4	2	14	\$1,288K	\$1,280K
7 July, 2017	1106, 70 High Park Ave	Condo	2	2	22	\$537K	\$525K
10 July, 2017	407, 1830 Bloor St W	Condo	2	2	12	\$650K	\$642K
14 July, 2017	408 Glenlake Ave	Detached	3	2	17	\$900K	\$895K

Data

Month, Day, Year of Sold Date	Address1	Property Type	Bedrooms	Washrooms	Days on the Market	List Price	Sold Price
18 July, 2017	58 Edna Ave	Semi-Detached	3	2	7	\$880K	\$913K
28 July, 2017	707, 50 Quebec Ave	Condo	2	1	24	\$799K	\$740K
1 August, 2017	17 Prince Rupert Ave	Semi-Detached	4	2	6	\$950K	\$1,135K
2 August, 2017	209 Indian Road Cres	Semi-Detached	4	2	0	\$1,189K	\$1,400K
6 August, 2017	604, 1990 Bloor St W	Condo	0	1	22	\$330K	\$330K
11 August, 2017	1703, 70 High Park Ave	Condo	2	1	37	\$538K	\$529K
13 August, 2017	924, 1830 Bloor St W	Condo	0	1	33	\$399K	\$369K
16 August, 2017	308, 152 Annette St	Condo	1	1	16	\$699K	\$702K
18 August, 2017	32 Kenneth Ave	Semi-Detached	4	2	3	\$1,089K	\$1,120K
19 August, 2017	227 Pacific Ave	Detached	3	3	33	\$1,199K	\$1,090K
21 August, 2017	2459 Dundas St W	Semi-Detached	2	2	48	\$750K	\$685K
24 August, 2017	53 Hillsvie Ave	Semi-Detached	3	1	50	\$950K	\$905K
25 August, 2017	1506, 70 High Park Ave	Condo	2	2	7	\$534K	\$540K
	2005, 70 High Park Ave	Condo	1	1	10	\$530K	\$530K
26 August, 2017	702 Indian Rd	Semi-Detached	4	2	10	\$1,198K	\$1,135K
12 September, 2017	308, 1990 Bloor St W	Condo	1	1	70	\$535K	\$520K
13 September, 2017	35 Keele St	Townhouse	3	3	40	\$875K	\$855K
	1709, 70 High Park Ave	Condo	1	1	7	\$419K	\$443K
14 September, 2017	220 Medland St	Semi-Detached	3	2	7	\$859K	\$860K
15 September, 2017	6 Mountview Ave	Detached	3	2	2	\$1,249K	\$1,249K
22 September, 2017	235 Indian Grve	Other	5	3	3	\$1,249K	\$1,249K
24 September, 2017	47 Kenneth Ave	Detached	3	1	4	\$1,249K	\$1,244K
25 September, 2017	305, 1638 Bloor St W	Condo	1	1	10	\$540K	\$528K
26 September, 2017	491 Glenlake Ave	Detached	4	2	6	\$1,299K	\$1,275K
29 September, 2017	108, 100 Quebec Ave	Condo	2	2	2	\$760K	\$795K
	336, 1830 Bloor St W	Condo	1	2	20	\$569K	\$555K
30 September, 2017	14 Norma Cres	Detached	4	2	3	\$1,289K	\$1,400K
4 October, 2017	208 Clendenan Ave	Semi-Detached	3	2	8	\$960K	\$1,000K

Data

Month, Day, Year of Sold Date	Address1	Property Type	Bedrooms	Washrooms	Days on the Market	List Price	Sold Price
6 October, 2017	502 Glenlake Ave	Detached	4	3	7	\$1,775K	\$1,726K
7 October, 2017	542, 1830 Bloor St W	Condo	1	1	2	\$520K	\$550K
10 October, 2017	719 Indian Rd	Semi-Detached	3	3	13	\$999K	\$1,100K
11 October, 2017	44 Birchview Cres	Detached	4	2	7	\$1,388K	\$1,355K
12 October, 2017	605, 100 Quebec Ave	Condo	2	2	22	\$680K	\$662K
19 October, 2017	502, 1830 Bloor St W	Condo	1	2	1	\$559K	\$570K
20 October, 2017	127 Glenlake Ave	Detached	2	2	7	\$799K	\$869K
	137 Evelyn Ave	Detached	3	3	22	\$1,265K	\$1,267K
21 October, 2017	212, 2000 Bloor St W	Other	2	1	38	\$349K	\$360K
	712, 1830 Bloor St W	Condo	2	2	4	\$850K	\$843K
23 October, 2017	70 Mavety St	Detached	4	3	6	\$1,399K	\$1,750K
24 October, 2017	39 Aziel St	Semi-Detached	3	3	6	\$870K	\$1,025K
25 October, 2017	235 Glendonwynne Rd	Detached	3	2	20	\$1,149K	\$1,130K
26 October, 2017	1007, 70 High Park Ave	Condo	2	2	23	\$540K	\$535K
31 October, 2017	67 Dorval Rd	Detached	4	3	20	\$1,299K	\$1,260K
	559 Indian Rd	Detached	3	2	7	\$975K	\$950K
2 November, 2017	905, 1638 Bloor St W	Condo	2	3	12	\$789K	\$775K
6 November, 2017	195 Glendonwynne Rd	Detached	4	3	5	\$1,599K	\$1,879K
8 November, 2017	69 Gothic Ave	Detached	6	3	63	\$1,400K	\$1,265K
	167 Indian Road Cres	Detached	3	2	16	\$1,249K	\$1,249K
	225 Quebec Ave Ave	Detached	4	3	8	\$1,199K	\$1,200K
	1018, 1830 Bloor St W	Condo	1	1	6	\$530K	\$571K
12 November, 2017	1 Rowland St	Detached	5	3	12	\$1,400K	\$1,325K
13 November, 2017	1905, 100 Quebec Ave	Condo	2	2	24	\$679K	\$640K
14 November, 2017	48 Chelsea Ave	Semi-Detached	3	2	6	\$889K	\$950K
	Uph9, 1830 Bloor St W	Condo	1	2	5	\$589K	\$589K
16 November, 2017	444, 1830 Bloor St W	Condo	1	2	16	\$538K	\$533K
21 November, 2017	261 Humberside Ave	Detached	6	4	57	\$1,298K	\$1,365K

Data

Month, Day, Year of Sold Date	Address1	Property Type	Bedrooms	Washrooms	Days on the Market	List Price	Sold Price
22 November, 2017	38 Humberside Ave	Other	4	4	36	\$1,400K	\$1,330K
24 November, 2017	108 Pine Crest Rd	Detached	3	3	3	\$1,288K	\$1,388K
28 November, 2017	1406, 50 Quebec Ave	Condo	2	2	63	\$799K	\$773K
30 November, 2017	217 Indian Rd Crescent Cres	Semi-Detached	3	3	17	\$1,199K	\$1,180K
	307, 1830 Bloor St W	Condo	2	2	8	\$699K	\$698K
1 December, 2017	208 Pacific Ave	Semi-Detached	4	2	9	\$1,269K	\$1,275K
	1409, 100 Quebec Ave	Condo	2	2	39	\$639K	\$605K
4 December, 2017	418, 1830 Bloor St W	Condo	1	2	4	\$570K	\$587K
5 December, 2017	312 Quebec Ave	Other	5	6	106	\$1,678K	\$1,500K
18 December, 2017	21 Kennedy Park Rd	Other	4	3	11	\$2,199K	\$2,200K
29 December, 2017	61 Chelsea Ave	Detached	2	4	44	\$1,400K	\$1,310K
2 January, 2018	401, 1990 Bloor St W	Condo	1	1	22	\$550K	\$525K
4 January, 2018	109 High Park Ave	Detached	4	2	20	\$1,575K	\$1,510K
16 January, 2018	11 Glenlake Ave	Detached	3	4	6	\$1,295K	\$1,400K
23 January, 2018	501, 80 Quebec Ave	Condo	3	2	7	\$875K	\$866K
	605, 2495 Dundas St W	Condo	2	2	5	\$600K	\$671K
26 January, 2018	60 Dorval Rd	Semi-Detached	3	1	4	\$788K	\$835K
	638, 1830 Bloor St	Condo	1	1	9	\$500K	\$523K
16 February, 2018	904, 1830 Bloor St W	Condo	0	1	3	\$350K	\$435K
19 February, 2018	910, 70 High Park Ave	Condo	2	2	10	\$549K	\$590K
20 February, 2018	271 Kennedy Ave	Detached	4	2	8	\$1,278K	\$1,289K
21 February, 2018	1107, 100 Quebec Ave N	Condo	2	2	11	\$770K	\$800K
28 February, 2018	6 Prince Rupert Ave	Detached	4	2	7	\$1,499K	\$1,540K
	609, 1990 Bloor St	Condo	1	1	15	\$536K	\$520K
5 March, 2018	165 Keele St	Detached	3	3	7	\$999K	\$1,060K
6 March, 2018	123 High Park Ave	Detached	3	3	8	\$1,499K	\$1,450K
7 March, 2018	20 Jerome St	Detached	3	2	15	\$899K	\$700K
12 March, 2018	120 Evelyn Cres	Detached	5	2	11	\$1,199K	\$1,173K

Data

Month, Day, Year of Sold Date	Address1	Property Type	Bedrooms	Washrooms	Days on the Market	List Price	Sold Price
13 March, 2018	204, 2495 Dundas St W	Condo	2	2	6	\$599K	\$605K
14 March, 2018	161 Indian Grve	Semi-Detached	3	3	2	\$1,088K	\$1,150K
	515, 1990 Bloor St W	Condo	1	1	2	\$679K	\$665K
19 March, 2018	508, 1990 Bloor St W	Condo	1	1	26	\$540K	\$530K
23 March, 2018	218 Indian Road Cres	Semi-Detached	5	2	16	\$949K	\$915K
	902, 1638 Bloor St W	Condo	1	1	22	\$619K	\$605K
27 March, 2018	62 Keele St	Semi-Detached	3	4	6	\$999K	\$1,200K
	173 Glendonwynne Rd	Detached	4	2	6	\$1,379K	\$1,475K