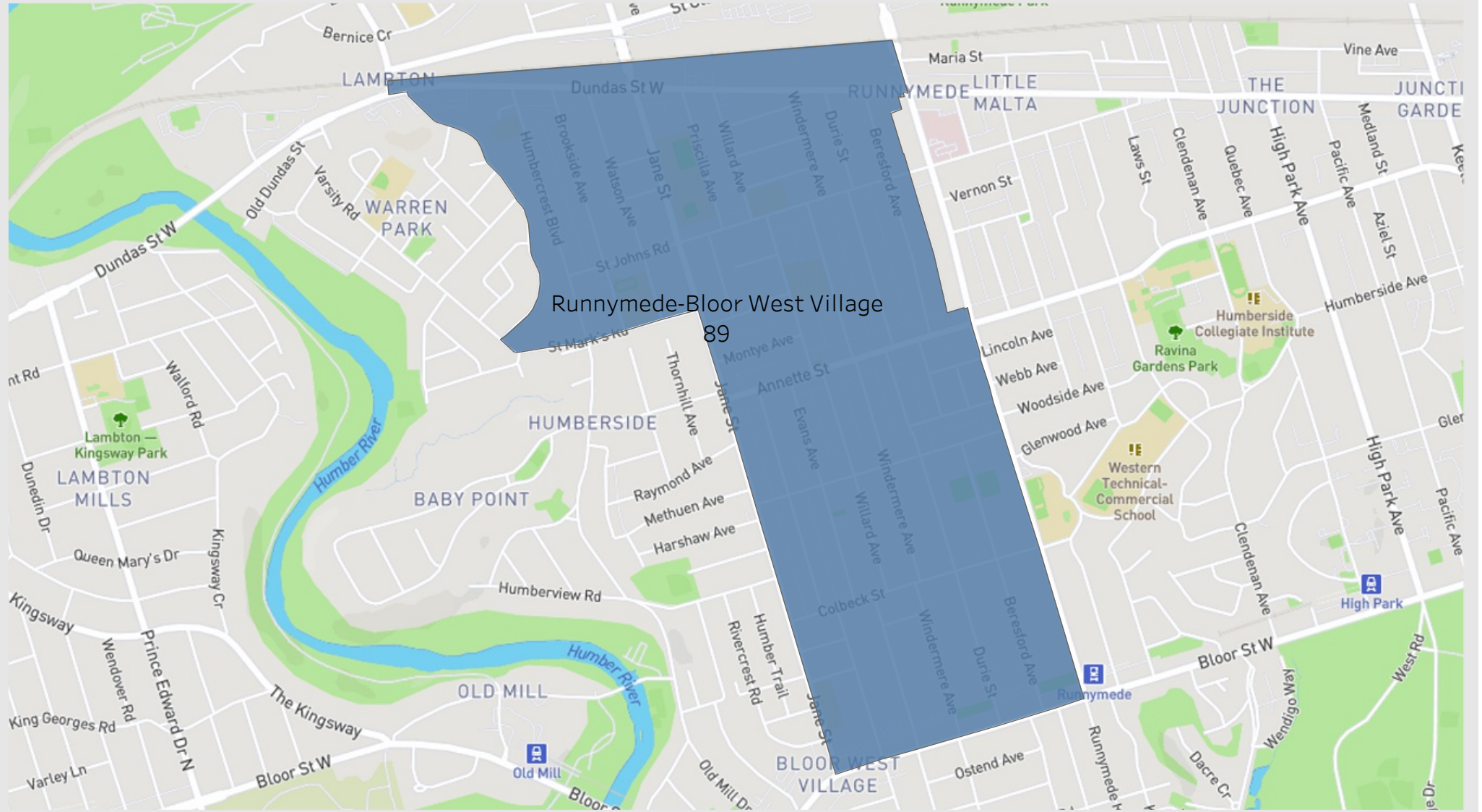
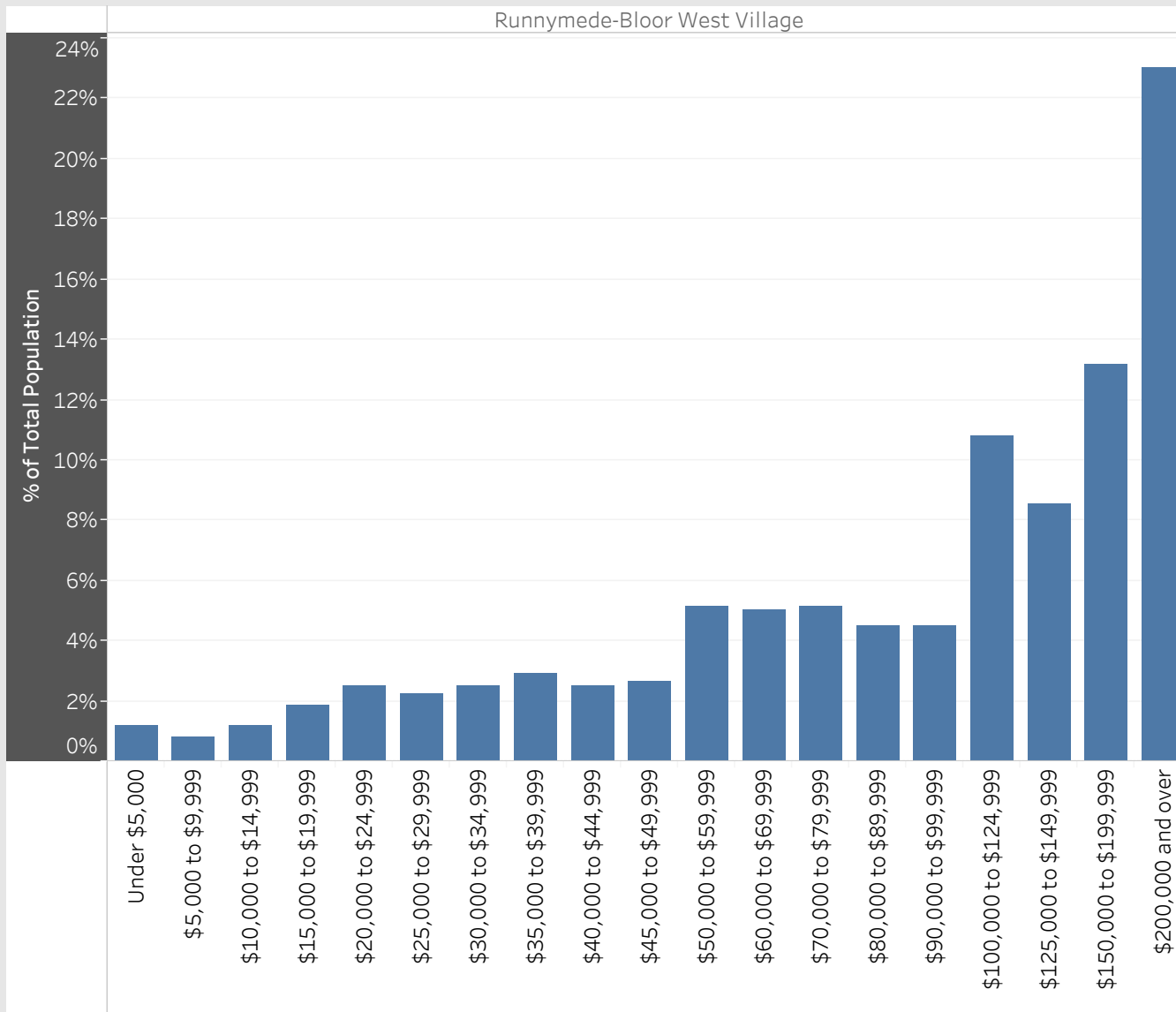


Runnymede-Bloor West Village
Neighbourhood Breakdown
July 1st, 2015 - March 31st, 2018

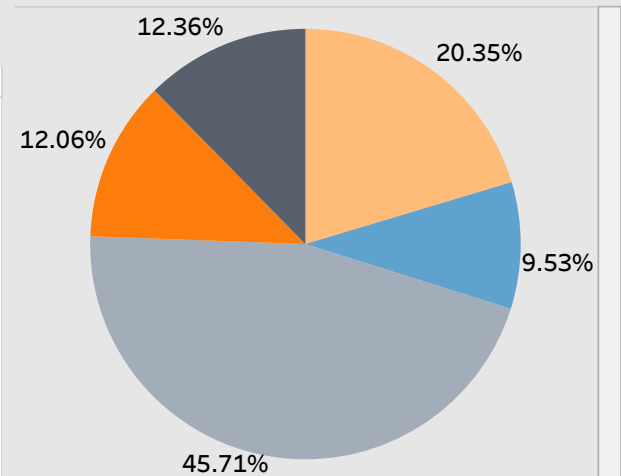


2016 StatsCan Data

Household Income in Runnymede-Bloor West Village



Age

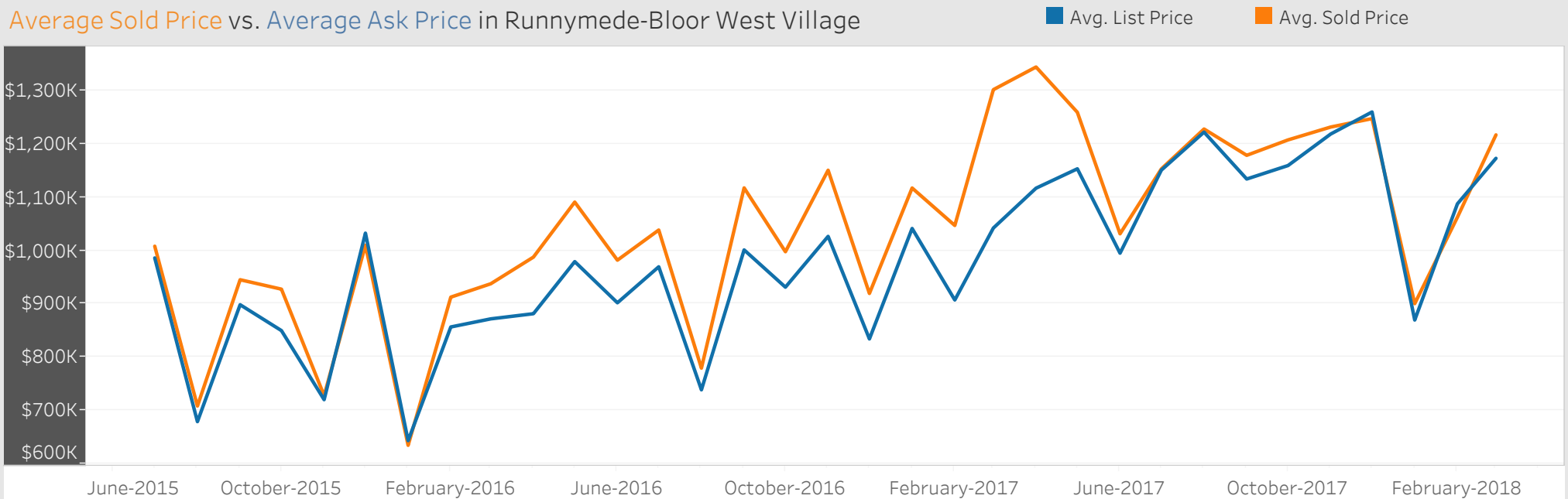


- Children (0-14 years)
- Youth (15-24 years)
- Working Age (25-54 years)
- Pre-retirement (55-64 years)
- Seniors (65+ years)

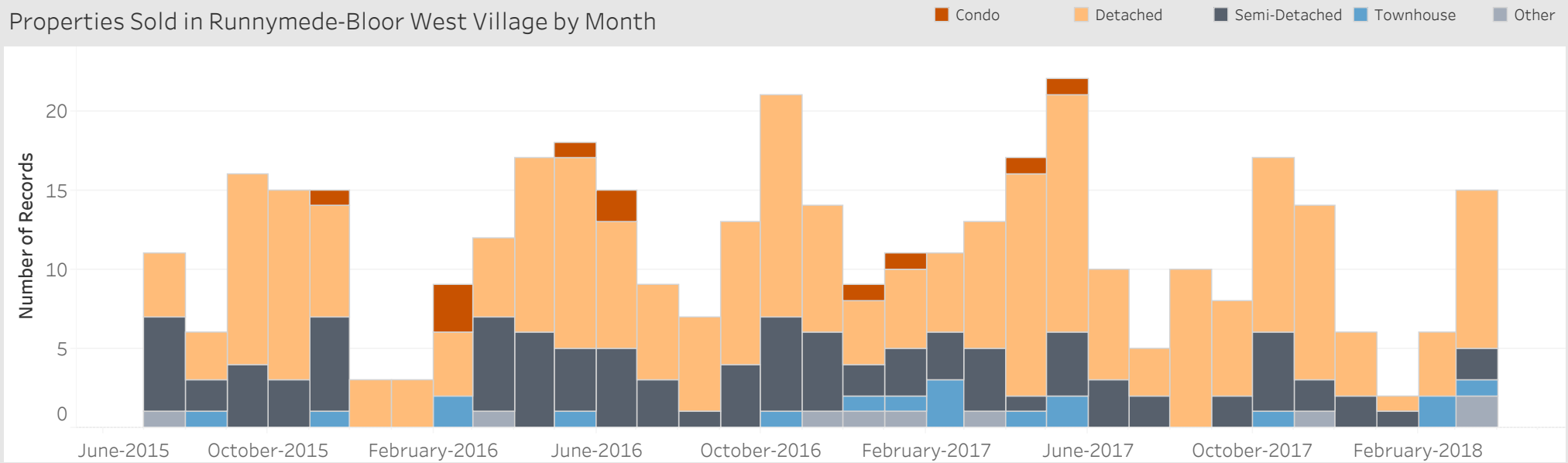
Visible Minorities

Not a visible minority	84.23%
Chinese	3.63%
South Asian	2.44%
Black	2.14%
Filipino	1.44%
Japanese	1.34%
Latin American	1.19%
Korean	1.14%
Multiple visible minorities	0.75%
Visible minority; n.i.e.	0.75%
Southeast Asian	0.50%
West Asian	0.25%
Arab	0.20%

Average Sold Price vs. Average Ask Price in Runnymede-Bloor West Village



Properties Sold in Runnymede-Bloor West Village by Month



Data

Month, Day, Year of Sold Date	Address1	Property Type	Bedrooms	Washrooms	Days on the Market	List Price	Sold Price
1 July, 2015	22 Webb Ave, Toronto	Semi-Detached	3	2	9	\$799K	\$916K
3 July, 2015	79 Gilmour Ave, Toronto	Detached	4	5	24	\$1,460K	\$1,418K
9 July, 2015	691 Durie St, Toronto	Semi-Detached	3	2	15	\$563K	\$563K
11 July, 2015	589&591 Annette St, Toronto	Other	6	5	46	\$2,000K	\$1,918K
14 July, 2015	439 St. John's Rd, Toronto	Semi-Detached	3	2	8	\$799K	\$831K
15 July, 2015	106 Brookside Ave, Toronto	Semi-Detached	3	2	34	\$739K	\$739K
16 July, 2015	122 Ardagh St, Toronto	Semi-Detached	3	2	3	\$799K	\$960K
17 July, 2015	173 Clendenan Ave, Toronto	Detached	4	3	3	\$1,200K	\$1,150K
20 July, 2015	142 Jane St, Toronto	Detached	3	2	14	\$650K	\$643K
24 July, 2015	618 Windermere Ave, Toronto	Detached	4	2	3	\$1,089K	\$1,206K
28 July, 2015	72 Lincoln Ave, Toronto	Semi-Detached	3	1	7	\$749K	\$745K
6 August, 2015	441 Jane St, Toronto	Townhouse	2	2	63	\$555K	\$570K
11 August, 2015	28 Evans Ave, Toronto	Detached	4	2	1	\$899K	\$970K
12 August, 2015	472 St Johns Rd, Toronto	Detached	4	3	8	\$870K	\$860K
25 August, 2015	878 Windermere Ave, Toronto	Detached	3	2	8	\$599K	\$703K
26 August, 2015	596 Durie St, Toronto	Semi-Detached	3	1	10	\$679K	\$675K
30 August, 2015	68 Watson Ave, Toronto	Semi-Detached	2	1	4	\$470K	\$470K
1 September, 2015	86 Watson Ave, Toronto	Semi-Detached	2	2	7	\$579K	\$575K
13 September, 2015	103 Colbeck St, Toronto	Detached	3	4	6	\$1,249K	\$1,381K
	131 Priscilla Ave, Toronto	Detached	3	3	6	\$799K	\$830K
15 September, 2015	98 Evans Ave, Toronto	Detached	3	2	7	\$1,229K	\$1,215K
16 September, 2015	119 Colbeck St, Toronto	Detached	4	2	9	\$950K	\$996K
17 September, 2015	706 Willard Ave, Toronto	Detached	3	2	8	\$749K	\$760K
19 September, 2015	411 Willard Ave, Toronto	Detached	3	3	6	\$875K	\$950K
	634 Durie St, Toronto	Detached	4	2	4	\$890K	\$880K
20 September, 2015	318 Durie St, Toronto	Detached	4	2	12	\$1,099K	\$1,100K
21 September, 2015	71 Evelyn Ave, Toronto	Detached	3	2	7	\$799K	\$825K
	211 Jane St, Toronto	Detached	3	2	6	\$599K	\$745K

Data

Month, Day, Year of Sold Date	Address1	Property Type	Bedrooms	Washrooms	Days on the Market	List Price	Sold Price
22 September, 2015	71 Woodside Ave, Toronto	Detached	4	2	1	\$1,089K	\$1,325K
24 September, 2015	2 Morland Rd, Toronto	Semi-Detached	3	2	9	\$690K	\$696K
27 September, 2015	820 Windermere Ave, Toronto	Semi-Detached	3	2	47	\$899K	\$875K
29 September, 2015	409 Armadale Ave, Toronto	Detached	4	2	8	\$1,179K	\$1,200K
	458 Willard Ave, Toronto	Semi-Detached	2	1	7	\$698K	\$769K
6 October, 2015	2 Evans Ave, Toronto	Detached	4	2	7	\$930K	\$1,035K
7 October, 2015	215 Humbercrest Blvd, Toronto	Detached	3	2	7	\$798K	\$905K
8 October, 2015	284 Beresford Ave, Toronto	Detached	3	4	4	\$1,150K	\$1,447K
	607 Jane St, Toronto	Detached	3	1	24	\$430K	\$430K
10 October, 2015	632 Durie St, Toronto	Detached	5	3	30	\$998K	\$935K
12 October, 2015	101 Priscilla Ave, Toronto	Detached	2	2	6	\$550K	\$585K
13 October, 2015	486 Jane St, Toronto	Semi-Detached	3	2	7	\$600K	\$688K
20 October, 2015	21 Watson Ave, Toronto	Detached	2	3	7	\$750K	\$765K
	80 Jane St, Toronto	Detached	3	2	6	\$799K	\$850K
	633 Durie St, Toronto	Detached	3	2	9	\$729K	\$862K
22 October, 2015	99 Colbeck St, Toronto	Detached	3	3	8	\$989K	\$1,210K
25 October, 2015	449 Willard Ave, Toronto	Semi-Detached	3	2	6	\$769K	\$907K
	530 Durie St, Toronto	Semi-Detached	3	2	6	\$850K	\$938K
29 October, 2015	43 Montye Ave, Toronto	Detached	3	1	30	\$825K	\$785K
	274 Durie St, Toronto	Detached	3	3	24	\$1,578K	\$1,570K
2 November, 2015	626 Durie St, Toronto	Semi-Detached	3	3	7	\$949K	\$1,037K
3 November, 2015	463A St Johns Rd, Toronto	Townhouse	4	3	62	\$715K	\$700K
9 November, 2015	718 Windermere Ave, Toronto	Detached	5	3	6	\$879K	\$1,040K
11 November, 2015	510 Durie St, Toronto	Detached	3	2	8	\$730K	\$750K
12 November, 2015	211 Humbercrest Blvd, Toronto	Detached	3	3	66	\$1,165K	\$1,120K
15 November, 2015	650 Willard Ave, Toronto	Semi-Detached	3	2	34	\$650K	\$625K
18 November, 2015	30 Watson Ave, Toronto	Detached	2	1	6	\$579K	\$579K
19 November, 2015	21 Mapleview Ave, Toronto	Semi-Detached	3	2	11	\$699K	\$673K

Data

Month, Day, Year of Sold Date	Address1	Property Type	Bedrooms	Washrooms	Days on the Market	List Price	Sold Price
19 November, 2015	596 Willard Ave, Toronto	Detached	3	2	30	\$599K	\$575K
21 November, 2015	108 Brookside Ave, Toronto	Semi-Detached	3	3	39	\$700K	\$679K
25 November, 2015	101 Brookside Ave, Toronto	Detached	1	2	21	\$620K	\$610K
	404, 588 Annette St, Toronto	Condo	2	1	64	\$499K	\$468K
	620 Beresford Ave, Toronto	Semi-Detached	3	3	8	\$817K	\$800K
30 November, 2015	135 Watson Ave, Toronto	Detached	2	1	1	\$549K	\$556K
	338 St John's Rd, Toronto	Semi-Detached	3	1	6	\$649K	\$701K
10 December, 2015	406 Runnymede Rd, Toronto	Detached	4	3	51	\$1,299K	\$1,240K
	707 Durie St, Toronto	Detached	3	2	4	\$700K	\$720K
20 December, 2015	314 Beresford Ave, Toronto	Detached	3	2		\$1,099K	\$1,070K
4 January, 2016	700 Beresford Ave, Toronto	Detached	4	2	15	\$722K	\$723K
26 January, 2016	33 Morland Rd	Detached	1	1	13	\$568K	\$550K
30 January, 2016	18 Rexford Rd	Detached	2	2	4	\$639K	\$630K
1 February, 2016	#5, 32 Gothic Ave	Condo	2	3	11	\$860K	\$845K
3 February, 2016	554 Runnymede Rd	Detached	5	3	7	\$899K	\$1,038K
4 February, 2016	879 Windermere Ave	Detached	2	2	1	\$680K	\$802K
10 February, 2016	333 Durie St	Detached	4	2	7	\$1,178K	\$1,310K
17 February, 2016	504, 588 Annette St	Condo	1	2	20	\$719K	\$700K
24 February, 2016	768 Annette St	Townhouse	3	3	7	\$829K	\$902K
	Ph 07, 32 Gothic Ave	Condo	3	4	21	\$1,125K	\$1,050K
26 February, 2016	109, 441 Jane St	Townhouse	2	2	49	\$519K	\$510K
29 February, 2016	28 Weatherell St	Detached	4	1	6	\$899K	\$1,055K
1 March, 2016	43 Ardagh St	Detached	3	2	7	\$1,099K	\$1,231K
	518 Jane St	Other	5	2	7	\$829K	\$901K
6 March, 2016	818 Windermere Ave	Semi-Detached	4	2	7	\$879K	\$936K
7 March, 2016	391 Willard Ave	Detached	4	2	4	\$1,099K	\$1,250K
8 March, 2016	44 Watson Ave	Detached	3	2	6	\$899K	\$1,045K
12 March, 2016	336 Kennedy Ave N	Detached	3	2	2	\$1,289K	\$1,400K

Data

Month, Day, Year of Sold Date	Address1	Property Type	Bedrooms	Washrooms	Days on the Market	List Price	Sold Price
15 March, 2016	893A Windermere Ave	Semi-Detached	3	4	11	\$798K	\$840K
16 March, 2016	475 Armadale Ave	Semi-Detached	3	1	8	\$700K	\$780K
17 March, 2016	493 Jane St	Semi-Detached	2	1	5	\$449K	\$443K
23 March, 2016	718A Willard Ave	Detached	2	2	6	\$690K	\$705K
26 March, 2016	482 Durie St	Semi-Detached	3	2	16	\$1,000K	\$970K
28 March, 2016	481 St John's Rd	Semi-Detached	3	3	7	\$729K	\$750K
2 April, 2016	93 Brookside Ave	Detached	3	2	12	\$860K	\$860K
5 April, 2016	24 Mapleview Ave	Semi-Detached	3	2	6	\$899K	\$997K
6 April, 2016	6 Ravenal St	Semi-Detached	3	2	5	\$548K	\$635K
	98 Brookside Ave	Detached	2	2	6	\$679K	\$802K
	132 Jane St	Detached	3	3	8	\$829K	\$931K
	293 Durie St	Detached	3	1	6	\$989K	\$1,107K
	700 Windermere Ave	Detached	4	2	3	\$900K	\$1,111K
10 April, 2016	131 Evans Ave	Semi-Detached	3	2	5	\$949K	\$939K
11 April, 2016	385 Jane St	Detached	2	5	10	\$949K	\$1,001K
	595 Windermere Ave	Detached	3	4	4	\$1,295K	\$1,416K
14 April, 2016	585 Windermere Ave	Detached	4	2	3	\$1,110K	\$1,086K
18 April, 2016	607 Runnymede Rd	Detached	3	2	6	\$850K	\$932K
19 April, 2016	687 Willard Ave	Semi-Detached	2	2	12	\$499K	\$521K
23 April, 2016	636 Willard Ave	Semi-Detached	3	2	4	\$750K	\$879K
25 April, 2016	491 Durie St	Semi-Detached	3	2	6	\$899K	\$1,103K
29 April, 2016	31 Nelles Ave	Detached	4	2	16	\$829K	\$1,100K
	38 Evans Ave	Detached	4	2	2	\$1,149K	\$1,370K
3 May, 2016	480 Durie St	Semi-Detached	3	2	8	\$899K	\$1,011K
4 May, 2016	40 Priscilla Ave	Detached	3	2	8	\$859K	\$1,001K
	546 Beresford Ave	Detached	4	2	7	\$1,050K	\$1,245K
5 May, 2016	456 Runnymede Rd	Semi-Detached	3	3	7	\$749K	\$953K
8 May, 2016	305, 588 Annette St	Condo	1	1	10	\$599K	\$577K

Data

Month, Day, Year of Sold Date	Address1	Property Type	Bedrooms	Washrooms	Days on the Market	List Price	Sold Price
9 May, 2016	326 Kennedy Ave	Detached	4	4	0	\$1,298K	\$1,611K
11 May, 2016	707 Willard Ave	Detached	3	4	7	\$948K	\$970K
16 May, 2016	466 Beresford Ave	Semi-Detached	3	2	6	\$850K	\$936K
17 May, 2016	82 Lincoln Ave	Semi-Detached	3	2	8	\$899K	\$1,051K
	370 Runnymede Rd	Detached	3	2	8	\$990K	\$1,100K
18 May, 2016	285 Willard Ave	Detached	4	2	8	\$1,025K	\$1,250K
19 May, 2016	15 Grassmere Rd	Detached	3	4	24	\$1,975K	\$1,870K
	81 Brookside Ave	Detached	3	2	2	\$689K	\$667K
26 May, 2016	588 Runnymede Rd	Detached	3	1	12	\$718K	\$800K
29 May, 2016	353 St. Johns Rd	Detached	6	3	12	\$1,149K	\$1,050K
31 May, 2016	49 Ardagh St	Detached	4	2	7	\$849K	\$1,128K
	245 Quebec Ave	Detached	5	4	7	\$1,350K	\$1,620K
	670 Beresford Ave	Townhouse	2	2	7	\$729K	\$797K
1 June, 2016	530 St Johns Rd	Semi-Detached	3	2	8	\$679K	\$783K
	606A Durie St	Semi-Detached	3	4	8	\$998K	\$1,230K
3 June, 2016	523 Durie St	Detached	3	3	8	\$1,099K	\$1,235K
6 June, 2016	723, 1 Old Mill Dr	Condo	1	1	4	\$475K	\$481K
7 June, 2016	372 Runnymede Rd	Detached	4	5	7	\$1,978K	\$2,110K
	538 Beresford Ave	Detached	3	3	9	\$1,050K	\$1,035K
9 June, 2016	466 St Johns Rd	Detached	2	2	14	\$675K	\$665K
15 June, 2016	297 St John's Rd	Detached	3	1	9	\$949K	\$1,000K
20 June, 2016	19 Montye Ave	Detached	3	2	6	\$998K	\$1,075K
21 June, 2016	53 Maher Ave	Semi-Detached	3	2	6	\$650K	\$683K
22 June, 2016	578 Jane St	Detached	3	4	15	\$850K	\$840K
23 June, 2016	345 St. John's Rd	Semi-Detached	3	2	1	\$699K	\$850K
27 June, 2016	298 St John's Rd	Semi-Detached	3	2	6	\$829K	\$1,025K
	677 Windermere Ave	Detached	5	2	5	\$999K	\$1,130K
28 June, 2016	303, 588 Annette St	Condo	2	1	47	\$600K	\$586K

Data

Month, Day, Year of Sold Date	Address1	Property Type	Bedrooms	Washrooms	Days on the Market	List Price	Sold Price
1 July, 2016	582 Beresford Ave	Detached	3	2	9	\$1,098K	\$1,070K
6 July, 2016	446 Willard Ave	Semi-Detached	3	1	7	\$799K	\$940K
11 July, 2016	445 Willard Ave	Detached	3	2	4	\$1,198K	\$1,375K
12 July, 2016	41 Macgregor Ave	Semi-Detached	3	2	14	\$869K	\$1,075K
	319 Armadale Ave	Detached	4	2	7	\$1,265K	\$1,375K
13 July, 2016	598 Jane St	Detached	4	4	50	\$908K	\$880K
14 July, 2016	894 Windermere Ave	Semi-Detached	3	2	24	\$770K	\$745K
26 July, 2016	652 Beresford Ave	Detached	3	2	5	\$849K	\$878K
29 July, 2016	694 Willard Ave	Detached	3	2	66	\$969K	\$1,008K
3 August, 2016	630 Durie St	Detached	3	1	29	\$999K	\$970K
10 August, 2016	350 Willard Ave	Detached	2	1	13	\$829K	\$947K
11 August, 2016	87 Brookside Ave	Detached	3	1	7	\$599K	\$700K
22 August, 2016	560 Jane St	Detached	3	4	4	\$800K	\$800K
24 August, 2016	701 Willard Ave	Detached	2	1	7	\$598K	\$612K
26 August, 2016	103 Watson Ave	Semi-Detached	3	1	7	\$549K	\$660K
29 August, 2016	3 Bradley Ave	Detached	3	2	21	\$795K	\$765K
16 September, 2016	310 Willard Ave	Detached	4	3	3	\$1,285K	\$1,500K
18 September, 2016	40 Mapleview Ave	Semi-Detached	3	2	12	\$879K	\$953K
19 September, 2016	27 Lincoln Ave	Semi-Detached	2	2	6	\$800K	\$1,030K
	86 Brookside Ave	Detached	2	1	5	\$649K	\$700K
20 September, 2016	222 Humbercrest Blvd	Detached	3	1	8	\$1,089K	\$1,176K
	505 St Johns Rd	Detached	3	3	7	\$1,079K	\$1,310K
	601 Annette St	Detached	3	3	8	\$900K	\$870K
21 September, 2016	379 Durie St	Detached	4	2	9	\$1,199K	\$1,360K
	472 Willard Ave	Detached	4	2	7	\$1,198K	\$1,268K
	593 Annette St	Semi-Detached	3	4	15	\$800K	\$873K
27 September, 2016	313 Kennedy Ave	Detached	3	3	7	\$1,399K	\$1,725K
	486 St John's Rd	Semi-Detached	3	2	6	\$699K	\$725K

Data

Month, Day, Year of Sold Date	Address1	Property Type	Bedrooms	Washrooms	Days on the Market	List Price	Sold Price
28 September, 2016	31 Priscilla Ave	Detached	3	2	2	\$1,039K	\$1,039K
1 October, 2016	348 Armadale Ave	Detached	4	2	9	\$1,398K	\$1,390K
3 October, 2016	165 Ardagh St	Detached	3	2	6	\$1,120K	\$1,100K
5 October, 2016	163 Priscilla Ave	Detached	2	2	10	\$630K	\$663K
	418 Armadale Ave	Detached	3	2	6	\$1,079K	\$1,106K
	708 Willard Ave	Detached	3	2	85	\$790K	\$790K
7 October, 2016	230 Annette St	Detached	4	2	8	\$879K	\$992K
10 October, 2016	96 Brookside Ave	Detached	3	2	7	\$989K	\$1,150K
11 October, 2016	54 Kennedy Park Rd	Detached	3	4	7	\$1,679K	\$1,620K
14 October, 2016	87 Priscilla Ave	Semi-Detached	2	2	9	\$548K	\$615K
	110, 441 Jane St	Townhouse	2	2	38	\$620K	\$610K
	491 Willard Ave	Detached	5	3	3	\$1,239K	\$1,430K
15 October, 2016	696 Durie St	Detached	2	1	4	\$750K	\$905K
16 October, 2016	602 Willard Ave	Semi-Detached	3	2	5	\$699K	\$775K
17 October, 2016	482 St John's Rd	Semi-Detached	3	2	5	\$899K	\$1,050K
18 October, 2016	129 Humbercrest Blvd	Detached	3	2	7	\$850K	\$945K
20 October, 2016	21 Hanley St	Semi-Detached	3	3	20	\$900K	\$855K
	689 Windermere Ave	Semi-Detached	3	4	2	\$998K	\$1,300K
24 October, 2016	127 Humbercrest Blvd	Detached	4	1	5	\$740K	\$840K
26 October, 2016	428 Durie St	Semi-Detached	3	2	7	\$949K	\$1,001K
28 October, 2016	505 Annette St	Detached	4	2	8	\$850K	\$895K
31 October, 2016	483 Willard Ave	Detached	4	1	13	\$949K	\$920K
1 November, 2016	134 Colbeck St	Detached	6	3	7	\$1,199K	\$1,752K
	308 St Johns Rd	Semi-Detached	3	2	8	\$779K	\$877K
7 November, 2016	470 Willard Ave	Detached	3	2	10	\$1,295K	\$1,285K
	507 Beresford Ave	Semi-Detached	3	2	12	\$849K	\$870K
8 November, 2016	471 Willard Ave	Detached	4	2	6	\$1,198K	\$1,180K
9 November, 2016	25 Morland Rd	Detached	3	2	8	\$848K	\$840K

Data

Month, Day, Year of Sold Date	Address1	Property Type	Bedrooms	Washrooms	Days on the Market	List Price	Sold Price
11 November, 2016	31 Watson Ave	Detached	2	3	14	\$790K	\$780K
	589 Beresford Ave	Detached	3	3	9	\$889K	\$1,116K
14 November, 2016	41 Watson Ave	Semi-Detached	3	2	18	\$830K	\$880K
16 November, 2016	35 Lincoln Ave	Semi-Detached	3	2	15	\$999K	\$980K
	432 Armadale Ave	Detached	3	4	7	\$1,298K	\$1,578K
17 November, 2016	818 Windermere Ave	Semi-Detached	4	2	9	\$998K	\$1,288K
18 November, 2016	209 Jane St	Detached	3	4	4	\$900K	\$1,080K
19 November, 2016	185&187 Jane St	Other	8	4	4	\$1,500K	\$1,605K
5 December, 2016	207, 441 Jane St	Townhouse	2	2	2	\$650K	\$665K
7 December, 2016	30 Montye Ave	Detached	2	2	8	\$698K	\$838K
	39 Evans Ave	Detached	4	3	6	\$1,399K	\$1,700K
9 December, 2016	72 Watson Ave	Semi-Detached	2	2	23	\$655K	\$645K
	783 Annette St	Other	1	2	2	\$650K	\$801K
12 December, 2016	503 Windermere Ave	Detached	4	3	9	\$1,000K	\$1,231K
13 December, 2016	13 Montye Ave	Detached	2	2	7	\$1,100K	\$1,075K
17 December, 2016	309, 1 Old Mill Dr	Condo	1	1	4	\$475K	\$475K
23 December, 2016	575 Beresford Ave	Semi-Detached	3	2	25	\$879K	\$845K
2 January, 2017	452 St. Johns Rd	Townhouse	3	3	45	\$845K	\$818K
3 January, 2017	873 Windermere Ave	Detached	3	4	1	\$1,275K	\$1,275K
6 January, 2017	330 Runnymede Rd	Detached	3	2	39	\$1,250K	\$1,210K
14 January, 2017	162 Ardagh St	Detached	3	2	11	\$1,198K	\$1,150K
19 January, 2017	644 Runnymede Rd	Other	5	4	128	\$1,250K	\$1,085K
20 January, 2017	15 Macgregor Ave	Semi-Detached	3	3	3	\$1,000K	\$1,000K
22 January, 2017	630, 1 Old Mill Dr	Condo	2	2	69	\$875K	\$855K
23 January, 2017	315 Beresford Ave	Detached	4	2	7	\$995K	\$1,372K
25 January, 2017	139 Evans Ave	Semi-Detached	3	2	1	\$990K	\$1,304K
31 January, 2017	25 Evelyn Cres	Detached	4	3	8	\$1,179K	\$1,350K
	91 Priscilla Ave	Semi-Detached	3	1	7	\$599K	\$873K

Data

Month, Day, Year of Sold Date	Address1	Property Type	Bedrooms	Washrooms	Days on the Market	List Price	Sold Price
7 February, 2017	565 Runnymede Rd	Detached	5	4	1	\$1,199K	\$1,360K
8 February, 2017	65 Vernon St	Semi-Detached	3	1	9	\$599K	\$851K
	103, 441 Jane St	Townhouse	2	2	26	\$600K	\$575K
	206, 441 Jane St	Townhouse	2	2	1	\$699K	\$741K
10 February, 2017	701 Willard Ave	Detached	2	1	16	\$868K	\$868K
13 February, 2017	672 Beresford Ave	Townhouse	1	2	5	\$659K	\$659K
14 February, 2017	506 Durie St	Detached	4	5	35	\$1,830K	\$1,805K
15 February, 2017	544 Beresford Ave	Detached	6	2	8	\$900K	\$1,515K
16 February, 2017	105 Colbeck St	Detached	4	2	2	\$975K	\$1,211K
21 February, 2017	147 Priscilla Ave	Semi-Detached	2	2	8	\$750K	\$912K
23 February, 2017	24 St Mark's Rd	Semi-Detached	3	2	8	\$899K	\$1,020K
1 March, 2017	470 Jane St	Detached	2	2	0	\$850K	\$949K
6 March, 2017	723 Annette St	Semi-Detached	3	2	7	\$799K	\$1,015K
	878 Windermere Ave	Detached	3	4	6	\$1,249K	\$1,701K
8 March, 2017	35 Webb Ave	Semi-Detached	3	2	9	\$929K	\$1,125K
13 March, 2017	767 Annette St	Other	4	2	6	\$999K	\$1,375K
22 March, 2017	98 Watson Ave	Detached	2	2	6	\$799K	\$1,000K
23 March, 2017	177 Humbercrest Blvd	Detached	3	2	8	\$998K	\$1,205K
25 March, 2017	633 Willard Ave	Detached	3	2	4	\$999K	\$1,350K
27 March, 2017	87 Evans Ave	Detached	3	2	7	\$1,149K	\$1,510K
	617 Beresford Ave	Semi-Detached	3	5	5	\$1,280K	\$2,050K
28 March, 2017	843 Windermere Ave	Semi-Detached	3	2	7	\$950K	\$1,111K
29 March, 2017	151 Brookside Ave	Detached	3	3	27	\$1,648K	\$1,535K
	700 Durie St	Detached	3	2	6	\$900K	\$1,000K
3 April, 2017	38 Brookside Ave	Townhouse	4	2	6	\$849K	\$1,000K
	380 Durie St	Detached	3	2	7	\$1,199K	\$1,621K
	473 Beresford Ave	Semi-Detached	3	2	6	\$989K	\$1,401K
4 April, 2017	681 Annette St	Detached	3	2	7	\$899K	\$1,025K

Data

Month, Day, Year of Sold Date	Address1	Property Type	Bedrooms	Washrooms	Days on the Market	List Price	Sold Price
5 April, 2017	642 Windermere Ave	Detached	4	2	16	\$1,289K	\$1,350K
9 April, 2017	666 Beresford Ave	Detached	3	2	6	\$999K	\$1,178K
10 April, 2017	61 Maher Ave	Detached	4	4	7	\$1,249K	\$1,656K
11 April, 2017	563 Durie St	Detached	3	4	7	\$1,499K	\$1,685K
12 April, 2017	546 Windermere Ave	Detached	4	1	8	\$1,080K	\$1,330K
18 April, 2017	325 Armadale Ave	Detached	4	2	15	\$1,375K	\$1,375K
19 April, 2017	604 Windermere Ave	Detached	4	3	2	\$949K	\$1,275K
20 April, 2017	581 Willard Ave	Detached	2	1	3	\$695K	\$905K
25 April, 2017	30 Humber Tr	Detached	3	3	7	\$1,395K	\$1,507K
	78 Ardagh St	Detached	3	1	6	\$1,078K	\$1,285K
	681 Windermere Ave	Detached	3	3	6	\$1,449K	\$1,840K
27 April, 2017	502, 588 Annette St	Condo	2	2	8	\$899K	\$1,025K
29 April, 2017	469 Durie St	Detached	3	2	5	\$1,098K	\$1,400K
2 May, 2017	366 Willard Ave	Detached	4	3	7	\$1,488K	\$1,752K
	592 Durie St	Detached	3	2	8	\$998K	\$1,150K
3 May, 2017	135 Colbeck St	Detached	4	2	7	\$1,298K	\$1,568K
	313 Durie St	Detached	4	2	8	\$998K	\$1,335K
	696 Windermere Ave	Detached	3	3	7	\$1,478K	\$1,750K
5 May, 2017	211, 441 Jane St	Townhouse	2	2	10	\$900K	\$900K
	589 Beresford Ave	Detached	3	3	17	\$1,299K	\$1,300K
11 May, 2017	129 Watson Ave	Detached	3	2	22	\$899K	\$989K
	372 Armadale Ave	Detached	3	3	6	\$1,249K	\$1,207K
12 May, 2017	592 Willard Ave	Detached	2	2	3	\$989K	\$975K
15 May, 2017	53 Vernon St	Semi-Detached	3	2	6	\$899K	\$935K
16 May, 2017	32 Glenwood Ave	Detached	4	5	6	\$1,849K	\$2,319K
	474 Armadale Ave	Detached	2	2	16	\$1,100K	\$1,099K
	618 Durie St	Semi-Detached	3	2	6	\$939K	\$1,205K
	727 Annette St	Semi-Detached	3	2	6	\$949K	\$1,100K

Data

Month, Day, Year of Sold Date	Address1	Property Type	Bedrooms	Washrooms	Days on the Market	List Price	Sold Price
19 May, 2017	301 Kennedy Ave	Detached	5	3	2	\$1,859K	\$1,801K
	649 Willard Ave	Detached	3	2	10	\$1,239K	\$1,130K
20 May, 2017	734 Willard Ave	Detached	3	3	61	\$898K	\$860K
24 May, 2017	694 Durie St	Detached	4	4	8	\$1,350K	\$1,360K
26 May, 2017	301, 588 Annette St	Condo	2	2	22	\$959K	\$932K
27 May, 2017	685 Durie St	Semi-Detached	3	1	18	\$739K	\$730K
29 May, 2017	10 Weatherell St	Townhouse	3	4	5	\$1,000K	\$1,313K
2 June, 2017	431 Beresford Ave	Detached	2	2	4	\$948K	\$1,100K
6 June, 2017	504 Willard Ave	Semi-Detached	2	1	7	\$749K	\$877K
7 June, 2017	467 Willard Ave	Detached	4	2	7	\$948K	\$1,050K
12 June, 2017	27 Watson Ave	Detached	2	1	7	\$700K	\$750K
13 June, 2017	490 Windermere Ave	Detached	4	4	34	\$1,799K	\$1,760K
17 June, 2017	227 Jane St	Semi-Detached	3	2	12	\$848K	\$840K
19 June, 2017	677 Annette St	Detached	3	2	7	\$1,089K	\$1,100K
24 June, 2017	36 Rexford Rd	Detached	2	1	2	\$720K	\$707K
	613 Durie St	Semi-Detached	3	2	3	\$989K	\$970K
29 June, 2017	297 Armadale Ave	Detached	3	2	9	\$1,160K	\$1,160K
12 July, 2017	474 Windermere Ave	Detached	4	2	8	\$1,288K	\$1,320K
15 July, 2017	38 Weatherell St	Detached	4	2	5	\$1,149K	\$1,160K
19 July, 2017	417 Armadale Ave	Detached	4	2	48	\$1,579K	\$1,490K
24 July, 2017	56 Westholme Ave	Semi-Detached	3	1	7	\$750K	\$851K
31 July, 2017	486 St John's Rd S	Semi-Detached	3	2	12	\$989K	\$945K
1 August, 2017	321 Durie St	Detached	3	3	12	\$1,549K	\$1,545K
3 August, 2017	25 Jillson Ave	Detached	2	2	22	\$699K	\$660K
4 August, 2017	309 Beresford Ave	Detached	4	4	29	\$1,799K	\$1,725K
15 August, 2017	684 Willard Ave	Detached	2	2	5	\$795K	\$827K
17 August, 2017	46 Brookside Ave	Detached	3	3	2	\$1,198K	\$1,265K
20 August, 2017	567 Runnymede Rd	Detached	4	2	6	\$1,000K	\$1,055K

Data

Month, Day, Year of Sold Date	Address1	Property Type	Bedrooms	Washrooms	Days on the Market	List Price	Sold Price
24 August, 2017	496 Windermere Ave	Detached	4	1	2	\$1,298K	\$1,350K
28 August, 2017	407 Willard Ave	Detached	4	2	34	\$1,058K	\$1,050K
	710 Durie St	Detached	3	3	5	\$949K	\$1,025K
30 August, 2017	418 Armadale Ave	Detached	3	4	22	\$1,878K	\$1,780K
13 September, 2017	122 Colbeck St	Detached	3	3	2	\$1,299K	\$1,298K
	457 Glenlake Ave	Detached	4	2	7	\$1,399K	\$1,728K
16 September, 2017	696 Willard Ave	Detached	2	1	5	\$829K	\$829K
18 September, 2017	515 Windermere Ave	Detached	4	2	6	\$1,198K	\$1,198K
19 September, 2017	33 Hanley St	Semi-Detached	3	2	6	\$735K	\$803K
23 September, 2017	427 Armadale Ave	Detached	4	2	4	\$1,450K	\$1,425K
28 September, 2017	24 Jillson Ave	Detached	2	3	10	\$985K	\$970K
	305 Durie St	Semi-Detached	3	2	2	\$1,179K	\$1,179K
1 October, 2017	446 Armadale Ave	Semi-Detached	3	1	18	\$999K	\$980K
3 October, 2017	158 Ardagh St	Detached	3	2	7	\$1,149K	\$1,292K
	378 Durie St	Detached	4	2	8	\$1,400K	\$1,400K
	491 St Johns Rd	Detached	4	2	6	\$1,000K	\$1,251K
4 October, 2017	465 Beresford Ave	Semi-Detached	3	2	6	\$1,100K	\$1,030K
5 October, 2017	772 Windermere Ave	Detached	4	3	3	\$1,390K	\$1,390K
6 October, 2017	44 Montye Ave	Detached	3	5	11	\$1,099K	\$1,100K
	87 Brookside Ave	Detached	3	2	41	\$1,098K	\$900K
7 October, 2017	106, 441 Jane St	Townhouse	2	2	10	\$699K	\$685K
13 October, 2017	307 Willard Ave	Detached	4	2	2	\$1,298K	\$1,388K
15 October, 2017	368 Willard Ave	Detached	4	2	5	\$1,398K	\$1,395K
16 October, 2017	337 Beresford Ave	Detached	4	4	6	\$1,849K	\$2,285K
23 October, 2017	111 Brookside Ave	Detached	3	2	6	\$969K	\$1,080K
	128 Evans Ave	Semi-Detached	3	2	6	\$1,089K	\$1,208K
25 October, 2017	1 Jillson Ave	Semi-Detached	3	3	14	\$928K	\$925K
27 October, 2017	190 Brookside Ave	Detached	3	3	17	\$1,150K	\$1,115K

Data

Month, Day, Year of Sold Date	Address1	Property Type	Bedrooms	Washrooms	Days on the Market	List Price	Sold Price
30 October, 2017	464 Beresford Ave	Semi-Detached	3	2	5	\$1,098K	\$1,108K
6 November, 2017	331 Armadale Ave	Detached	4	2	5	\$1,359K	\$1,402K
7 November, 2017	12 St. Marks Rd	Semi-Detached	3	3	6	\$1,099K	\$1,330K
	114 Colbeck St	Detached	3	2	7	\$1,149K	\$1,323K
10 November, 2017	714 Annette St	Other	6	5	7	\$1,389K	\$1,360K
15 November, 2017	129 Brookside Ave	Detached	3	2	9	\$970K	\$955K
16 November, 2017	478 St. Johns Rd	Detached	4	3	56	\$1,150K	\$1,070K
19 November, 2017	671 Windermere Ave	Detached	3	3	6	\$1,475K	\$1,600K
21 November, 2017	460 St John's Rd	Detached	2	1	13	\$739K	\$690K
22 November, 2017	483 Willard Ave	Detached	4	1	25	\$1,288K	\$1,105K
24 November, 2017	105 Colbeck St	Detached	4	2	55	\$1,399K	\$1,330K
	654 Annette St	Detached	4	4	10	\$1,499K	\$1,400K
25 November, 2017	566 Beresford Ave	Detached	4	3	11	\$1,298K	\$1,258K
27 November, 2017	65 Vernon St	Semi-Detached	3	4	41	\$1,350K	\$1,320K
29 November, 2017	135 Evans Ave	Detached	4	2	6	\$899K	\$1,104K
1 December, 2017	594 Willard Ave	Detached	4	4	16	\$1,330K	\$1,345K
4 December, 2017	635 Durie St	Detached	4	5	42	\$2,178K	\$2,075K
9 December, 2017	395 Armadale Ave	Detached	3	3	3	\$1,425K	\$1,405K
12 December, 2017	80 Lincoln Ave	Detached	3	1	5	\$929K	\$920K
14 December, 2017	90 Lincoln Ave	Semi-Detached	4	2	8	\$799K	\$871K
19 December, 2017	540 St John's Rd	Semi-Detached	3	2	12	\$900K	\$870K
16 January, 2018	571 Beresford Ave	Semi-Detached	3	1	14	\$939K	\$916K
22 January, 2018	882 Windermere Ave	Detached	2	1	8	\$800K	\$885K
14 February, 2018	601 Jane St	Detached	3	3	43	\$1,000K	\$850K
15 February, 2018	303 Willard Ave	Detached	4	2	8	\$1,599K	\$1,652K
22 February, 2018	353 St. Johns Rd	Detached	6	3	8	\$1,258K	\$1,208K
23 February, 2018	105, 441 Jane St	Townhouse	2	2	3	\$650K	\$640K
25 February, 2018	205, 441 Jane St	Townhouse	2	2	4	\$780K	\$780K

Data

Month, Day, Year of Sold Date	Address1	Property Type	Bedrooms	Washrooms	Days on the Market	List Price	Sold Price
26 February, 2018	663 Windermere Ave	Detached	3	2	6	\$1,239K	\$1,245K
6 March, 2018	462 Willard Ave	Detached	3	2	1	\$1,485K	\$1,575K
7 March, 2018	133 Priscilla Ave	Detached	2	2	7	\$850K	\$823K
	369 Durie St	Detached	4	4	8	\$2,099K	\$2,354K
	431 Beresford Ave	Detached	4	2	56	\$1,298K	\$1,160K
9 March, 2018	350 Willard Ave	Detached	3	4	16	\$1,750K	\$1,680K
10 March, 2018	53A Macgregor Ave	Semi-Detached	3	1	15	\$849K	\$860K
12 March, 2018	111, 441 Jane St	Townhouse	2	2	13	\$689K	\$680K
14 March, 2018	20 Jillson Ave	Detached	2	2	27	\$799K	\$799K
16 March, 2018	679 Willard Ave	Detached	2	1	2	\$878K	\$868K
19 March, 2018	241 Jane St	Other	2	3	38	\$898K	\$920K
21 March, 2018	116 Ardagh St	Detached	3	2	2	\$1,359K	\$1,505K
23 March, 2018	717 Annette St	Other	3	3	0	\$1,815K	\$1,815K
	849 Windermere Ave	Detached	3	1	10	\$989K	\$1,115K
26 March, 2018	484 Willard Ave	Detached	3	1	7	\$1,089K	\$1,253K
31 March, 2018	20 Page Ave	Semi-Detached	2	2	4	\$750K	\$850K