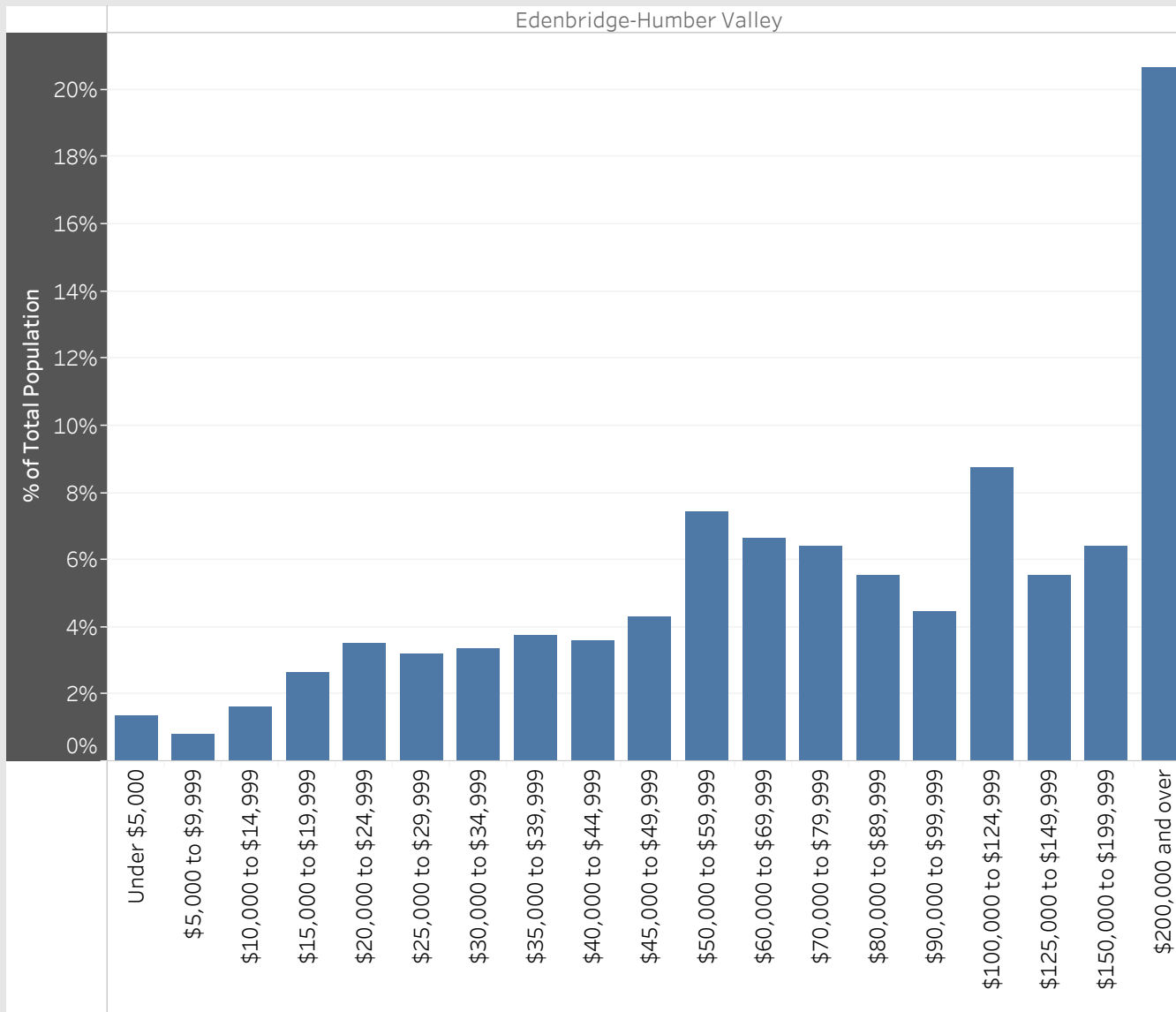


Edenbridge-Humber Valley  
Neighbourhood Breakdown  
July 1st, 2015 - March 31st, 2018

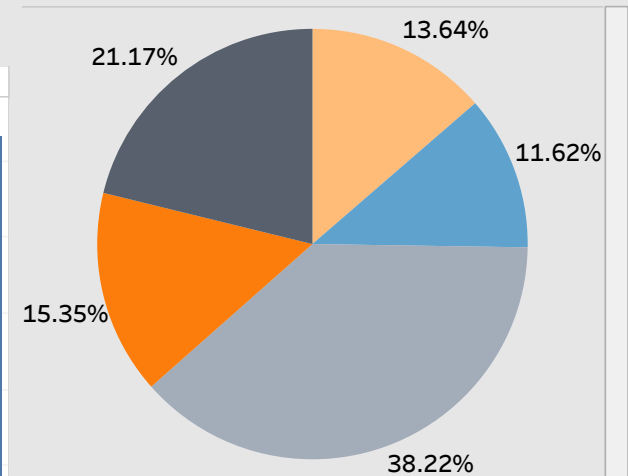


# 2016 StatsCan Data

## Household Income in Edenbridge-Humber Valley



## Age



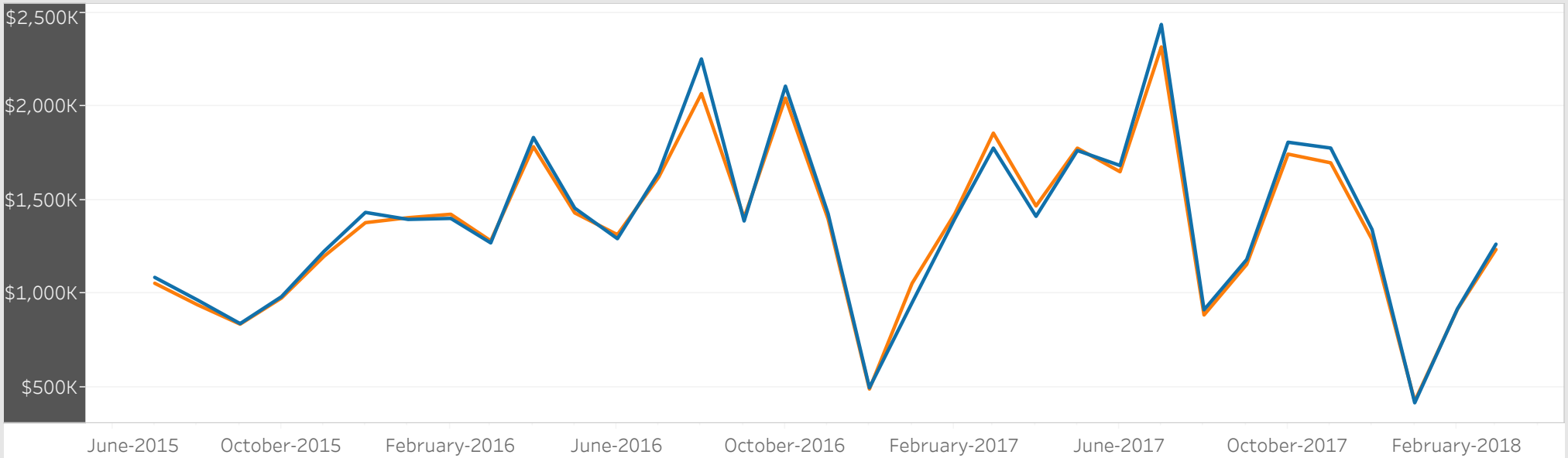
- Children (0-14 years)
- Youth (15-24 years)
- Working Age (25-54 years)
- Pre-retirement (55-64 years)
- Seniors (65+ years)

## Visible Minorities

Not a visible minority	78.76%
Black	5.23%
Latin American	4.44%
South Asian	2.56%
Chinese	2.43%
Korean	1.78%
Filipino	1.31%
Multiple visible minorities	0.89%
Arab	0.66%
Japanese	0.66%
Visible minority; n.i.e.	0.56%
Southeast Asian	0.36%
West Asian	0.36%

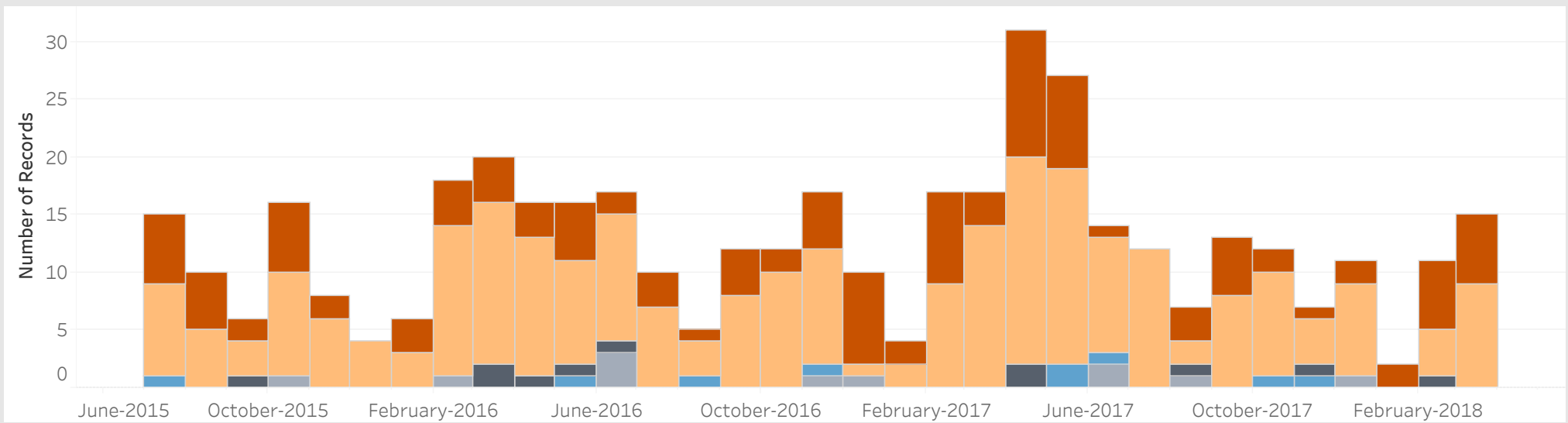
### Average Sold Price vs. Average Ask Price in Edenbridge-Humber Valley

■ Avg. List Price    ■ Avg. Sold Price



### Properties Sold in Edenbridge-Humber Valley by Month

■ Condo    ■ Detached    ■ Semi-Detached    ■ Townhouse    ■ Other



## Data

Month, Day, Year of Sold Date	Address1	Property Type	Bedrooms	Washrooms	Days on the Market	List Price	Sold Price
1 July, 2015	66 Poplar Heights Dr, Toronto	Detached	4	4	7	\$1,300K	\$1,285K
2 July, 2015	312, 1135 Royal York Rd, Toronto	Condo	2	2	70	\$435K	\$420K
6 July, 2015	1220 Royal York Rd, Toronto	Detached	4	5	136	\$1,449K	\$1,400K
7 July, 2015	40 Lemonwood Dr, Toronto	Detached	3	2	36	\$749K	\$720K
	908, 1135 Royal York Rd, Toronto	Condo	2	2	27	\$519K	\$515K
8 July, 2015	211, 1135 Royal York Rd, Toronto	Condo	2	2	27	\$577K	\$532K
12 July, 2015	20 Chestnut Hills Pkwy, Toronto	Detached	3	2	41	\$1,079K	\$1,045K
	27, 1399 Royal York Rd, Toronto	Townhouse	3	4	14	\$595K	\$673K
15 July, 2015	4 Courtsfield Cres, Toronto	Detached	3	3	91	\$1,099K	\$1,068K
	36 Lambeth Rd, Toronto	Detached	4	5	55	\$2,299K	\$2,145K
	100 Chestnut Hills Pkwy, Toronto	Detached	3	2	3	\$1,199K	\$1,253K
	314, 1135 Royal York Rd, Toronto	Condo	2	1	9	\$363K	\$351K
24 July, 2015	613, 4196 Dundas St, Toronto	Condo	1	2	23	\$435K	\$425K
27 July, 2015	12 Darlingbrook Cres, Toronto	Detached	4	6	32	\$3,450K	\$3,250K
28 July, 2015	1305, 1135 Royal York Rd, Toronto	Condo	2	3	19	\$750K	\$745K
3 August, 2015	609, 38 Fontenay Crt, Toronto	Condo	2	2	35	\$430K	\$400K
5 August, 2015	3 Erinbrook Crt, Toronto	Detached	3	5	12	\$1,499K	\$1,455K
6 August, 2015	1305 Royal York Rd, Toronto	Detached	4	6	44	\$1,999K	\$1,950K
9 August, 2015	411, 1135 Royal York Rd, Toronto	Condo	2	2	65	\$439K	\$430K
14 August, 2015	50 Allanhurst Dr, Toronto	Detached	4	2	4	\$800K	\$840K
17 August, 2015	1 Whitecroft Pl, Toronto	Detached	5	4	35	\$1,295K	\$1,278K
	1529 Islington Ave, Toronto	Detached	3	2	54	\$899K	\$890K
	G2, 30 Anglesey Blvd, Toronto	Condo	2	2	13	\$629K	\$610K
22 August, 2015	1404, 1135 Royal York Rd, Toronto	Condo	2	3	135	\$819K	\$780K
25 August, 2015	805, 1135 Royal York Crt, Toronto	Condo	2	3	21	\$849K	\$770K
9 September, 2015	55 Swordbill Dr, Toronto	Semi-Detached	4	2	16	\$600K	\$599K
15 September, 2015	1502, 38 Fontenay Crt, Toronto	Condo	2	2	22	\$420K	\$405K
21 September, 2015	372 The Kingsway Dr, Toronto	Detached	3	3	1	\$1,249K	\$1,240K

## Data

Month, Day, Year of Sold Date	Address1	Property Type	Bedrooms	Washrooms	Days on the Market	List Price	Sold Price
22 September, 2015	4 Vancho Cres, Toronto	Detached	4	4	8	\$995K	\$1,075K
	6 Woodvalley Dr, Toronto	Detached	4	4	114	\$1,490K	\$1,425K
27 September, 2015	1110, 38 Fontenay Crt, Toronto	Condo	2	1	41	\$284K	\$276K
3 October, 2015	305, 4196 Dundas St, Toronto	Condo	1	1	45	\$289K	\$282K
8 October, 2015	30 Westridge Rd, Toronto	Detached	3	3	23	\$1,197K	\$1,196K
	52 Valecrest Dr, Toronto	Detached	3	3	7	\$1,800K	\$1,800K
9 October, 2015	28 Knowland Dr, Toronto	Detached	3	2	4	\$800K	\$821K
14 October, 2015	12 Whitecroft Pl, Toronto	Detached	4	3	30	\$1,299K	\$1,255K
15 October, 2015	32 Robin Hood Rd, Toronto	Detached	4	5	11	\$2,495K	\$2,450K
	419, 1135 Royal York Rd, Toronto	Condo	2	2	16	\$549K	\$525K
16 October, 2015	4 Morley Crt, Toronto	Detached	2	3	33	\$1,299K	\$1,250K
20 October, 2015	604, 30 Allanhurst Dr, Toronto	Other	1	1	12	\$185K	\$183K
	718, 1135 Royal York Rd, Toronto	Condo	2	2	47	\$430K	\$415K
	912, 1135 Royal York Rd, Toronto	Condo	2	1	7	\$359K	\$355K
21 October, 2015	5 Courtsfield Cres, Toronto	Detached	5	4	31	\$1,399K	\$1,400K
27 October, 2015	45 Edenbridge Dr, Toronto	Detached	3	3	6	\$1,499K	\$1,600K
	Ph604, 4196 Dundas St, Toronto	Condo	1	1	78	\$295K	\$289K
28 October, 2015	103, 1135 Royal York Rd, Toronto	Condo	2	2	51	\$539K	\$510K
29 October, 2015	1535 Islington Ave, Toronto	Detached	3	4	25	\$1,299K	\$1,285K
1 November, 2015	27 Robaldon Rd, Toronto	Detached	4	4	26	\$1,198K	\$1,160K
	30 Gatewood Cres, Toronto	Detached	3	2	12	\$750K	\$740K
3 November, 2015	10 Westridge Rd, Toronto	Detached	4	5	48	\$3,150K	\$3,000K
5 November, 2015	57 Poplar Hts, Toronto	Detached	3	5	58	\$1,168K	\$1,108K
11 November, 2015	1445 Islington Ave, Toronto	Detached	3	3	51	\$900K	\$890K
20 November, 2015	903, 1135 Royal York Rd, Toronto	Condo	2	2	13	\$725K	\$668K
23 November, 2015	708, 1135 Royal York Rd, Toronto	Condo	2	2	64	\$520K	\$530K
25 November, 2015	7 Hartfield Rd, Toronto	Detached	3	2	3	\$1,399K	\$1,500K
3 December, 2015	3 Edenbrook Hill, Toronto	Detached	3	2	29	\$1,775K	\$1,692K

## Data

Month, Day, Year of Sold Date	Address1	Property Type	Bedrooms	Washrooms	Days on the Market	List Price	Sold Price
3 December, 2015	32 Gatewood Cres, Toronto	Detached	4	2	65	\$779K	\$745K
9 December, 2015	30 Knoll Dr, Toronto	Detached	3	3	31	\$985K	\$978K
22 December, 2015	10 Edgehill Rd, Toronto	Detached	4	4	35	\$2,195K	\$2,100K
6 January, 2016	26 Edenbridge Dr, Toronto	Detached	4	8	67	\$3,995K	\$3,420K
10 January, 2016	1515 Islington Ave, Toronto	Detached	3	4	50	\$1,200K	\$1,125K
21 January, 2016	510, 1135 Royal York Rd	Condo	2	2	29	\$530K	\$520K
25 January, 2016	212, 1135 Royal York Rd	Condo	2	2	12	\$479K	\$538K
28 January, 2016	406, 38 Fontenay Crt	Condo	2	2	77	\$325K	\$324K
30 January, 2016	4 Pheasant Lane	Detached	5	4	4	\$1,848K	\$2,504K
2 February, 2016	10 Aderno Crt	Detached	4	4	4	\$1,379K	\$1,339K
4 February, 2016	75 Valecrest Dr	Detached	4	3	11	\$2,499K	\$2,750K
	320, 1135 Royal York Rd	Condo	2	2	9	\$540K	\$525K
	405, 1135 Royal York Rd	Condo	1	1	2	\$350K	\$345K
6 February, 2016	2 Bell Royal Crt	Detached	4	3	10	\$1,189K	\$1,080K
	521, 1135 Royal York Rd	Condo	1	2	19	\$425K	\$423K
8 February, 2016	2 Cadman Crt	Detached	3	4	5	\$999K	\$1,150K
	86 Allanhurst Dr	Detached	3	4	11	\$1,089K	\$1,020K
9 February, 2016	33 Hartfield Crt	Detached	4	3	8	\$999K	\$1,209K
12 February, 2016	23 Eden Valley Dr	Detached	5	5	2	\$1,288K	\$1,500K
14 February, 2016	18 Robaldon Rd	Detached	5	4	5	\$1,260K	\$1,350K
16 February, 2016	14 Woodcrest Dr	Detached	4	4	26	\$1,599K	\$1,561K
	1302, 38 Fontenay Crt	Condo	2	2	13	\$430K	\$426K
19 February, 2016	4684A Dundas St W	Other	4	4	66	\$598K	\$560K
25 February, 2016	3 Lambeth Rd	Detached	3	3	8	\$1,249K	\$1,350K
	62 Chestnut Hills Pkwy	Detached	4	6	9	\$2,689K	\$2,600K
27 February, 2016	35 Pinehurst Cres	Detached	4	5	5	\$2,495K	\$2,550K
29 February, 2016	17 Country Club Dr	Detached	3	6	42	\$4,149K	\$3,887K
1 March, 2016	43 Hartfield Crt	Detached	4	2	8	\$1,199K	\$1,350K

## Data

Month, Day, Year of Sold Date	Address1	Property Type	Bedrooms	Washrooms	Days on the Market	List Price	Sold Price
1 March, 2016	66 Edenbridge Dr	Detached	3	3	36	\$1,488K	\$1,550K
	403, 4196 Dundas St W	Condo	1	1	29	\$288K	\$288K
2 March, 2016	5 Edgevalley Dr	Detached	4	3	15	\$1,588K	\$1,490K
5 March, 2016	208 Edenbridge Dr	Detached	4	5	17	\$2,100K	\$2,050K
7 March, 2016	23 Featherwood Pl	Semi-Detached	4	2	5	\$649K	\$680K
	24 Hartfield Rd	Detached	4	5	25	\$2,639K	\$2,545K
11 March, 2016	108 Wimbleton Rd	Detached	4	4	2	\$1,529K	\$1,661K
15 March, 2016	28 Newell Crt	Semi-Detached	4	2	6	\$699K	\$743K
	1705, 38 Fontenay Crt	Condo	2	2	21	\$419K	\$414K
18 March, 2016	45 Pinehurst Cres	Detached	3	2	8	\$1,149K	\$1,075K
	505, 1135 Royal York Rd	Condo	1	1	30	\$370K	\$344K
21 March, 2016	32 Knoll Dr	Detached	4	4	19	\$945K	\$975K
22 March, 2016	6 Cadman Crt	Detached	3	4	8	\$1,388K	\$1,475K
	37 Edgevalley Dr	Detached	4	6	25	\$2,545K	\$2,551K
24 March, 2016	41 Wimbleton Rd	Detached	4	3	58	\$1,279K	\$1,253K
	701, 1135 Royal York Rd	Condo	2	2	30	\$428K	\$420K
30 March, 2016	1 Country Club Dr	Detached	3	5	85	\$1,925K	\$1,875K
	9 Hartfield Rd	Detached	5	5	2	\$1,799K	\$1,959K
	226 Edenbridge Dr	Detached	3	3	27	\$989K	\$939K
1 April, 2016	102 North Dr	Detached	5	5	58	\$4,295K	\$3,950K
7 April, 2016	3 Country Club Dr	Detached	4	3	169	\$1,598K	\$1,500K
11 April, 2016	46 Herne Hill	Detached	4	4	12	\$1,699K	\$1,700K
12 April, 2016	18 Lemonwood Dr	Detached	4	2	14	\$849K	\$830K
14 April, 2016	9 Darlingbrook Cres	Detached	5	4	2	\$2,375K	\$2,375K
18 April, 2016	124 Poplar Heights Dr	Detached	5	4	6	\$1,199K	\$1,268K
21 April, 2016	67A Lemonwood Dr	Semi-Detached	3	2	6	\$599K	\$723K
23 April, 2016	304, 4196 Dundas St W	Condo	1	1	49	\$300K	\$290K
24 April, 2016	22 Hartfield Rd	Detached	4	5	3	\$2,800K	\$2,800K

## Data

Month, Day, Year of Sold Date	Address1	Property Type	Bedrooms	Washrooms	Days on the Market	List Price	Sold Price
25 April, 2016	206, 30 Anglesey Blvd	Condo	2	3	5	\$778K	\$778K
26 April, 2016	48 Nottingham Dr	Detached	4	5	11	\$1,798K	\$1,790K
27 April, 2016	7 Knowland Dr	Detached	3	2	8	\$839K	\$1,020K
	39 Woodcrest Dr	Detached	3	3	13	\$1,569K	\$1,515K
	179 Edenbridge Dr	Detached	5	8	352	\$5,250K	\$5,020K
	813, 1135 Royal York Rd	Condo	1	1	30	\$400K	\$392K
29 April, 2016	58 North Dr	Detached	4	4	28	\$2,989K	\$2,600K
7 May, 2016	1014, 1135 Royal York Rd	Condo	1	1	19	\$360K	\$358K
9 May, 2016	26 Edgehill Rd	Detached	3	3	4	\$1,595K	\$1,650K
12 May, 2016	6 Ashley Rd	Townhouse	3	3	22	\$1,398K	\$1,403K
14 May, 2016	1107, 38 Fontenay Crt	Condo	2	2	26	\$436K	\$430K
16 May, 2016	3 Drumoak Rd	Detached	4	5	76	\$1,889K	\$1,820K
	7 Hunthill Crt	Detached	4	6	80	\$3,149K	\$2,850K
18 May, 2016	2 Bearwood Dr	Detached	4	5	9	\$1,688K	\$1,650K
	10 Reigate Rd	Detached	4	5	14	\$2,489K	\$2,450K
19 May, 2016	204, 30 Anglesey Blvd	Condo	2	2	78	\$605K	\$628K
	1410, 38 Fontenay Crt	Condo	1	1	56	\$320K	\$305K
21 May, 2016	17 Eden Valley Dr	Detached	4	4	36	\$1,750K	\$1,669K
26 May, 2016	30 Finchley Rd	Detached	4	5	13	\$1,998K	\$1,970K
27 May, 2016	907, 1135 Royal York Rd	Condo	3	2	15	\$575K	\$665K
30 May, 2016	3 Cobble Hills Hill	Detached	3	4	4	\$1,650K	\$1,600K
	71A Lemonwood Dr	Semi-Detached	3	2	5	\$550K	\$695K
31 May, 2016	33 North Dr	Detached	4	4	1	\$2,848K	\$2,750K
2 June, 2016	309, 4198 Dundas St W	Condo	1	1	3	\$215K	\$212K
5 June, 2016	1607, 38 Fontenay Crt	Condo	3	3	27	\$480K	\$455K
7 June, 2016	3 Courtsfield Cres	Detached	4	4	8	\$1,389K	\$1,470K
	48 Ridgevalley Cres	Detached	4	7	42	\$2,998K	\$2,850K
	51 Robin Hood Rd	Detached	4	2	6	\$1,199K	\$1,511K



## Data

Month, Day, Year of Sold Date	Address1	Property Type	Bedrooms	Washrooms	Days on the Market	List Price	Sold Price
8 June, 2016	25 Lambeth Rd	Detached	4	5	5	\$2,689K	\$2,600K
11 June, 2016	71 Edenvale Cres	Detached	3	3	10	\$2,200K	\$2,050K
13 June, 2016	34 Willingdon Blvd	Detached	3	2	6	\$1,299K	\$1,475K
16 June, 2016	2 Chestnut Hills Pkwy	Detached	3	2	9	\$950K	\$1,057K
	4168 Dundas St W	Semi-Detached	7	2	69	\$865K	\$845K
20 June, 2016	210, 30 Allanhurst Dr	Other	1	1	60	\$190K	\$175K
	505, 30 Allanhurst Dr	Other	2	1	42	\$300K	\$283K
21 June, 2016	606, 11 Fontenay Crt	Other	2	1	49	\$280K	\$265K
22 June, 2016	53 Herne Hill	Detached	4	5	23	\$3,000K	\$2,830K
23 June, 2016	23 Eden Valley Dr	Detached	5	5	8	\$1,688K	\$1,650K
28 June, 2016	10 Robin Hood Rd	Detached	3	4	7	\$1,045K	\$1,320K
30 June, 2016	86 Poplar Heights Dr	Detached	4	4	8	\$1,199K	\$1,300K
4 July, 2016	7 Glendarling Rd	Detached	4	6	146	\$2,798K	\$2,569K
9 July, 2016	7 Nottingham Dr N	Detached	3	2	12	\$1,400K	\$1,385K
12 July, 2016	6 Nottingham Dr	Detached	3	1	6	\$1,069K	\$1,105K
14 July, 2016	1201, 38 Fontenay Crt	Condo	1	1	16	\$310K	\$305K
17 July, 2016	185 Edenbridge Dr	Detached	4	6	4	\$4,625K	\$4,625K
	1301, 1135 Royal York Rd	Condo	2	3	75	\$649K	\$635K
20 July, 2016	219 Edenbridge Dr	Detached	4	4	8	\$1,299K	\$1,433K
22 July, 2016	54 Robin Hood Rd	Detached	3	3	9	\$1,299K	\$1,240K
	105 Valecrest Dr	Detached	2	3	9	\$2,485K	\$2,400K
26 July, 2016	612, 1403 Royal York Rd	Condo	2	2	6	\$529K	\$525K
17 August, 2016	84 North Dr	Detached	4	4	166	\$4,280K	\$3,613K
18 August, 2016	1203, 1403 Royal York Rd	Condo	3	2	59	\$739K	\$730K
22 August, 2016	44 Nottingham Dr	Detached	4	5	95	\$2,750K	\$2,600K
23 August, 2016	4, 1291 Royal York Rd	Townhouse	4	5	91	\$1,800K	\$1,740K
29 August, 2016	1 Edgevalley Dr	Detached	3	3	28	\$1,695K	\$1,657K
8 September, 2016	614, 1135 Royal York Rd	Condo	1	1	24	\$270K	\$266K

## Data

Month, Day, Year of Sold Date	Address1	Property Type	Bedrooms	Washrooms	Days on the Market	List Price	Sold Price
9 September, 2016	413, 4196 Dundas St W	Condo	2	2	15	\$459K	\$455K
10 September, 2016	1003, 1135 Royal York Rd	Condo	1	1	21	\$380K	\$368K
14 September, 2016	37 Knowland Dr	Detached	3	2	8	\$830K	\$960K
	215 Edenbridge Dr	Detached	4	3	8	\$1,389K	\$1,350K
16 September, 2016	25 Reigate Rd	Detached	4	5	9	\$2,195K	\$2,100K
	34 Edgevalley Dr	Detached	5	7	16	\$3,249K	\$3,158K
21 September, 2016	4 Edgehill Rd	Detached	5	7	104	\$2,888K	\$2,745K
22 September, 2016	1 Colchester Crt	Detached	4	3	6	\$949K	\$1,205K
	31 Woodvalley Dr	Detached	3	3	10	\$999K	\$1,112K
24 September, 2016	46 Wimbleton Rd	Detached	4	6	3	\$2,195K	\$2,270K
26 September, 2016	1204, 1135 Royal York Rd	Condo	2	2	4	\$850K	\$870K
1 October, 2016	7 Edenbridge Dr	Detached	4	4	12	\$2,198K	\$2,050K
	133 Allanhurst Dr	Detached	3	2	3	\$930K	\$940K
5 October, 2016	5 Edgehill Rd	Detached	4	6	50	\$5,695K	\$5,425K
	9 Bosworth Ave	Detached	4	4	4	\$1,299K	\$1,270K
	54 North Dr	Detached	3	3	2	\$2,900K	\$2,875K
7 October, 2016	2 Bromley Cres	Detached	4	5	9	\$1,850K	\$1,790K
10 October, 2016	70 Hartfield Rd	Detached	4	5	28	\$2,349K	\$2,276K
20 October, 2016	45 Hartfield Crt	Detached	3	2	1	\$1,398K	\$1,750K
	1303, 38 Fontenay Crt	Condo	2	2	9	\$410K	\$400K
21 October, 2016	211, 4196 Dundas St W	Condo	1	1	9	\$339K	\$340K
22 October, 2016	8 Knowland Dr	Detached	3	2	10	\$929K	\$913K
29 October, 2016	433 The Kingsway	Detached	4	8	106	\$4,995K	\$4,500K
1 November, 2016	155 Wimbleton Rd	Detached	4	6	40	\$2,889K	\$2,800K
	Ph4, 38 Fontenay Crt	Condo	2	2	47	\$529K	\$525K
3 November, 2016	130 Edenbridge Dr	Detached	5	5	58	\$2,299K	\$2,152K
6 November, 2016	904, 1135 Royal York Rd	Condo	1	1	10	\$389K	\$390K
7 November, 2016	5 Strath Humber Crt	Detached	4	4	5	\$1,389K	\$1,400K

## Data

Month, Day, Year of Sold Date	Address1	Property Type	Bedrooms	Washrooms	Days on the Market	List Price	Sold Price
7 November, 2016	16 Ripplewood Rd	Detached	3	2	7	\$2,050K	\$2,155K
9 November, 2016	8 Alderton Crt	Detached	4	5	6	\$2,195K	\$2,185K
	139 Valecrest Dr	Detached	3	3	12	\$1,798K	\$1,725K
11 November, 2016	506, 38 Fontenay Crt	Condo	2	2	10	\$389K	\$387K
	1703, 25 Fontenay Crt	Condo	1	1	13	\$335K	\$329K
16 November, 2016	301, 1135 Royal York Rd	Condo	2	2	19	\$439K	\$435K
21 November, 2016	1339 Islington Ave	Detached	2	3	12	\$799K	\$850K
22 November, 2016	302, 22 Allanhurst Dr	Other	2	1	39	\$315K	\$300K
23 November, 2016	77 Wimbleton Rd	Detached	4	6	35	\$2,989K	\$2,850K
	1250 Royal York Rd	Detached	4	3	1	\$1,250K	\$1,235K
29 November, 2016	1216B Royal York Rd N	Townhouse	3	5	62	\$1,998K	\$1,940K
30 November, 2016	15 Edenbridge Dr	Detached	3	3	61	\$2,195K	\$2,110K
1 December, 2016	59 Wimbleton Rd	Detached	4	3	9	\$1,398K	\$1,360K
2 December, 2016	214, 1135 Royal York Rd	Condo	1	1	18	\$388K	\$393K
	405, 1403 Royal York Rd	Condo	2	2	3	\$529K	\$540K
3 December, 2016	509, 25 Fontenay Crt	Condo	1	1	15	\$369K	\$358K
4 December, 2016	1704, 25 Fontenay Crt	Condo	2	2	26	\$525K	\$494K
6 December, 2016	206, 11 Fontenay Crt	Other	2	1	20	\$262K	\$270K
9 December, 2016	319, 1135 Royal York Rd	Condo	1	1	21	\$318K	\$295K
10 December, 2016	209, 4196 Dundas St W	Condo	1	2	3	\$389K	\$405K
23 December, 2016	705, 25 Fontenay Crt	Condo	1	1	46	\$330K	\$322K
28 December, 2016	804, 25 Fontenay Crt	Condo	2	2	37	\$466K	\$466K
18 January, 2017	21 Westridge Rd	Detached	4	2	6	\$1,358K	\$1,620K
26 January, 2017	707, 1135 Royal York Rd	Condo	2	2	9	\$559K	\$650K
27 January, 2017	95 Poplar Heights Dr	Detached	4	4	11	\$1,440K	\$1,390K
31 January, 2017	818, 1135 Royal York Rd	Condo	2	2	0	\$450K	\$560K
2 February, 2017	802, 35 Fontenay Crt	Condo	1	1	15	\$405K	\$401K
4 February, 2017	31 Bearwood Dr	Detached	5	4	60	\$1,800K	\$1,765K

## Data

Month, Day, Year of Sold Date	Address1	Property Type	Bedrooms	Washrooms	Days on the Market	List Price	Sold Price
5 February, 2017	203 Edenbridge Dr	Detached	4	2	9	\$1,690K	\$1,680K
	808, 25 Fontenay Crt	Condo	2	2	20	\$581K	\$615K
	1201, 25 Fontenay Crt	Condo	2	2	20	\$561K	\$561K
8 February, 2017	69 Valecrest Dr	Detached	4	8	36	\$3,798K	\$3,750K
13 February, 2017	17 Ridgevalley Cres	Detached	3	4	69	\$1,950K	\$1,869K
16 February, 2017	7 Country Club Dr	Detached	3	4	1	\$2,488K	\$2,528K
	518, 25 Fontenay Crt	Condo	1	1	31	\$331K	\$331K
	701, 25 Fontenay Crt	Condo	2	2	31	\$556K	\$556K
	1607, 25 Fontenay Crt	Condo	1	1	31	\$395K	\$370K
17 February, 2017	1807, 25 Fontenay Crt	Condo	2	2	102	\$575K	\$565K
21 February, 2017	30 Edenbrook Hill	Detached	4	3	11	\$2,200K	\$2,269K
22 February, 2017	801, 35 Fontenay Crt	Condo	1	1	37	\$390K	\$390K
26 February, 2017	34 Anglesey Blvd	Detached	4	6	5	\$2,499K	\$2,500K
27 February, 2017	54 Courtsfield Cres	Detached	5	4	11	\$2,250K	\$2,301K
28 February, 2017	19 St Georges Rd	Detached	3	3	7	\$1,329K	\$1,800K
2 March, 2017	177 Allanhurst Dr	Detached	5	5	13	\$1,989K	\$2,480K
3 March, 2017	24 Taylorwood Dr	Detached	4	5	25	\$2,699K	\$2,600K
6 March, 2017	15 Cobble Hills	Detached	4	6	5	\$2,498K	\$2,470K
7 March, 2017	3 Westridge Rd	Detached	4	2	7	\$1,299K	\$1,670K
	81 Wimbleton Rd	Detached	6	3	6	\$1,295K	\$1,636K
9 March, 2017	1207 Royal York Rd	Detached	3	4	0	\$1,499K	\$1,540K
17 March, 2017	10 Edenbrook Hill	Detached	4	5	59	\$3,600K	\$3,375K
20 March, 2017	1213 Royal York Rd	Detached	3	3	6	\$1,398K	\$1,750K
22 March, 2017	85 Valecrest Dr	Detached	4	6	27	\$3,769K	\$3,500K
23 March, 2017	7 Cranleigh Crt	Detached	4	3	8	\$1,650K	\$2,003K
	304, 4196 Dundas St W	Condo	1	1	2	\$400K	\$430K
27 March, 2017	242 Edenbridge Dr	Detached	3	3	13	\$1,300K	\$1,300K
29 March, 2017	101 Valecrest Dr	Detached	4	5	102	\$2,495K	\$2,450K

## Data

Month, Day, Year of Sold Date	Address1	Property Type	Bedrooms	Washrooms	Days on the Market	List Price	Sold Price
29 March, 2017	1004, 25 Fontenay Crt	Condo	2	2	14	\$525K	\$517K
30 March, 2017	3 Elstree Rd	Detached	3	3	7	\$1,795K	\$1,951K
	35 Bearwood Dr	Detached	5	3	10	\$1,600K	\$1,500K
31 March, 2017	701, 35 Fontenay Crt	Condo	1	1	18	\$400K	\$395K
3 April, 2017	5 Hilldowntree Rd	Detached	4	2	7	\$1,498K	\$1,570K
	62 Edenbridge Dr	Detached	3	3	6	\$1,198K	\$1,528K
5 April, 2017	10 Canterbury Rd	Detached	4	4	6	\$1,849K	\$2,050K
	1307, 25 Fontenay Crt	Condo	1	1	1	\$440K	\$440K
7 April, 2017	11 Drumoak Rd	Detached	4	5	11	\$3,000K	\$2,975K
	94 Valecrest Dr	Detached	4	5	11	\$2,488K	\$2,478K
	901, 38 Fontenay Crt N	Condo	1	1	3	\$350K	\$398K
8 April, 2017	166 Allanhurst Dr	Detached	3	3	2	\$1,300K	\$1,350K
9 April, 2017	509, 4196 Dundas St W	Condo	1	1	7	\$359K	\$466K
10 April, 2017	3 Robin Hood Rd	Detached	3	4	7	\$1,480K	\$1,635K
	405, 25 Fontenay Crt	Condo	1	1	6	\$341K	\$381K
	602, 35 Fontenay Crt	Condo	2	2	6	\$700K	\$725K
	1215 Royal York Rd	Detached	3	2	11	\$1,498K	\$1,650K
	1306, 25 Fontenay Crt	Condo	1	1	6	\$421K	\$421K
13 April, 2017	210, 4196 Dundas St W	Condo	1	2	0	\$390K	\$400K
14 April, 2017	1106, 1135 Royal York Rd	Condo	2	3	16	\$1,398K	\$1,425K
16 April, 2017	81 Valecrest Dr	Detached	6	6	17	\$3,498K	\$3,400K
	151 Wimbleton Rd	Detached	4	5	16	\$3,289K	\$3,138K
18 April, 2017	1503, 38 Fontenay Crt	Condo	2	2	6	\$449K	\$532K
19 April, 2017	136 Wimbleton Rd	Detached	5	4	7	\$1,649K	\$1,550K
	303, 4198 Dundas St W	Condo	1	1	27	\$249K	\$248K
20 April, 2017	4 Gatewood Cres	Semi-Detached	3	2	7	\$725K	\$883K
22 April, 2017	401, 35 Fontenay Crt	Condo	1	1	5	\$400K	\$410K
23 April, 2017	16 Clay Crt	Detached	4	4	5	\$1,175K	\$1,275K

## Data

Month, Day, Year of Sold Date	Address1	Property Type	Bedrooms	Washrooms	Days on the Market	List Price	Sold Price
24 April, 2017	21 Pinehurst Cres	Detached	4	5	14	\$2,199K	\$2,167K
25 April, 2017	14 Strath Humber Crt	Detached	4	4	7	\$1,398K	\$1,856K
26 April, 2017	45 Pinehurst Cres	Detached	3	2	7	\$1,655K	\$1,675K
27 April, 2017	5 Alderton Crt	Detached	4	4	9	\$2,279K	\$2,230K
	27 Lemonwood Dr	Semi-Detached	4	2	2	\$690K	\$785K
29 April, 2017	115 Poplar Heights Dr	Detached	4	5	8	\$1,999K	\$1,950K
30 April, 2017	40 Hartfield Crt	Detached	4	6	3	\$3,425K	\$3,513K
1 May, 2017	48 Chestnut Hills Pkwy	Detached	3	2	5	\$1,349K	\$1,500K
2 May, 2017	2 Northolt Crt	Detached	3	3	7	\$1,298K	\$1,250K
	62 Edgevalley Dr	Detached	4	6	20	\$2,588K	\$2,550K
	1107, 35 Fontenay Crt	Condo	2	2	7	\$599K	\$640K
3 May, 2017	9 Colwood Rd	Detached	4	3	8	\$1,998K	\$1,900K
4 May, 2017	49 Herne Hill	Detached	4	5	1	\$2,998K	\$2,933K
8 May, 2017	2, 1387 Royal York Rd	Townhouse	3	4	27	\$850K	\$845K
	26 Eden Valley Dr	Detached	5	4	18	\$1,699K	\$1,650K
9 May, 2017	1308, 38 Fontenay Crt	Condo	1	1	6	\$350K	\$370K
11 May, 2017	1505, 38 Fontenay Crt	Condo	2	2	7	\$530K	\$530K
14 May, 2017	43 Hilldowntree Rd	Detached	4	6	13	\$2,839K	\$2,725K
16 May, 2017	63 Edgehill Rd	Detached	4	4	6	\$2,800K	\$3,100K
19 May, 2017	712, 1135 Royal York Rd	Condo	1	1	24	\$415K	\$415K
20 May, 2017	512, 1135 Royal York Rd	Condo	2	2	2	\$635K	\$630K
21 May, 2017	18 St Georges Rd	Detached	4	2	19	\$1,629K	\$1,600K
22 May, 2017	21 Bearwood Dr	Detached	4	5	17	\$1,910K	\$1,900K
	603, 4196 Dundas St W	Condo	1	1	21	\$400K	\$395K
25 May, 2017	9 Chestnut Hills Cres	Detached	3	2	16	\$1,050K	\$1,040K
	429 The Kingsway	Detached	4	6	2	\$4,728K	\$5,099K
26 May, 2017	3 Glendarling Rd	Detached	4	5	17	\$2,749K	\$2,665K
27 May, 2017	1212 Royal York Rd	Townhouse	3	3	4	\$1,425K	\$1,425K

## Data

Month, Day, Year of Sold Date	Address1	Property Type	Bedrooms	Washrooms	Days on the Market	List Price	Sold Price
28 May, 2017	81 Edenbridge Dr	Detached	4	5	4	\$1,899K	\$1,910K
	1003, 35 Fontenay Crt	Condo	1	2	17	\$465K	\$460K
29 May, 2017	15 Poplar Heights Dr	Detached	4	4	6	\$1,598K	\$1,628K
31 May, 2017	33 Edgehill Rd	Detached	4	8	4	\$6,699K	\$6,400K
	1218 Royal York Rd	Detached	3	3	17	\$1,280K	\$1,588K
	1306, 1135 Royal York Rd	Condo	2	3	13	\$849K	\$825K
1 June, 2017	407, 11 Fontenay Crt	Other	3	2	15	\$310K	\$361K
2 June, 2017	92 Chestnut Hills Pkwy	Detached	4	5	37	\$2,298K	\$2,200K
8 June, 2017	1707, 25 Fontenay Crt	Condo	1	1	21	\$459K	\$454K
9 June, 2017	1 Colchester Crt	Detached	4	3	11	\$1,650K	\$1,780K
	24 Edenbridge Dr	Detached	5	7	4	\$4,795K	\$4,370K
10 June, 2017	4 Edenbridge Dr	Detached	5	4	4	\$3,198K	\$3,150K
12 June, 2017	17 Wimbleton Rd	Detached	3	2	5	\$1,298K	\$1,470K
	1309 Royal York Rd	Detached	4	5	7	\$2,399K	\$2,399K
13 June, 2017	5 Bosworth Ave	Detached	3	4	20	\$1,850K	\$1,715K
14 June, 2017	123 Allanhurst Dr	Detached	2	2	5	\$875K	\$906K
	211 The Kingsway	Detached	4	4	8	\$1,448K	\$1,410K
15 June, 2017	208, 11 Fontenay Crt	Other	1	1	14	\$200K	\$252K
22 June, 2017	9 Colwood Rd	Detached	4	3	3	\$1,998K	\$1,850K
29 June, 2017	9, 1391 Royal York Rd	Townhouse	3	3	16	\$798K	\$792K
7 July, 2017	27 Ashley Park Rd	Detached	3	5	30	\$2,390K	\$2,180K
8 July, 2017	161 Allanhurst Dr	Detached	4	3	4	\$1,399K	\$1,375K
10 July, 2017	41 Edenbrook Hill	Detached	4	5	84	\$3,588K	\$3,375K
11 July, 2017	31 Nottingham Dr	Detached	3	5	62	\$2,399K	\$2,330K
13 July, 2017	9 Reigate Rd	Detached	3	2	7	\$1,500K	\$1,560K
15 July, 2017	99 Allanhurst Dr	Detached	5	4	4	\$1,389K	\$1,455K
18 July, 2017	16 Knowland Dr	Detached	3	2	47	\$1,090K	\$1,050K
	32 Knoll Dr	Detached	3	5	49	\$1,895K	\$1,750K

## Data

Month, Day, Year of Sold Date	Address1	Property Type	Bedrooms	Washrooms	Days on the Market	List Price	Sold Price
19 July, 2017	122 Wimbledon Rd	Detached	4	5	29	\$3,429K	\$3,250K
23 July, 2017	421 The Kingsway	Detached	4	6	6	\$4,980K	\$5,120K
26 July, 2017	1352 Islington Ave	Detached	4	3	7	\$3,988K	\$3,188K
29 July, 2017	232 Edenbridge Dr	Detached	3	2	66	\$1,199K	\$1,175K
2 August, 2017	1308, 1135 Royal York Rd	Condo	2	3	55	\$698K	\$690K
4 August, 2017	16 Featherwood Pl	Semi-Detached	4	2	7	\$878K	\$878K
5 August, 2017	501, 4196 Dundas St W	Condo	1	1	16	\$369K	\$363K
10 August, 2017	88 Anglesey Blvd	Detached	3	3	30	\$1,399K	\$1,350K
	1184 Royal York Rd	Detached	4	3	20	\$1,475K	\$1,375K
	1806, 25 Fontenay Crt	Condo	1	1	21	\$475K	\$470K
11 August, 2017	4132 Dundas St W	Other	4	3	45	\$1,100K	\$1,075K
1 September, 2017	507, 35 Fontenay Crt	Condo	2	2	8	\$730K	\$690K
5 September, 2017	710, 38 Fontenay Crt	Condo	1	1	40	\$387K	\$358K
7 September, 2017	98 Edenbridge Dr	Detached	6	4	50	\$2,350K	\$2,225K
11 September, 2017	404, 1135 Royal York Rd	Condo	1	1	13	\$448K	\$445K
17 September, 2017	9 Taylorwood Dr	Detached	3	3	4	\$1,348K	\$1,348K
19 September, 2017	6 Robin Hood Rd	Detached	3	2	18	\$979K	\$1,080K
	405, 1135 Royal York Rd	Condo	1	1	12	\$429K	\$425K
	1479 Islington Ave	Detached	3	4	12	\$1,169K	\$1,150K
20 September, 2017	37 Courtsfield Cres	Detached	5	5	7	\$1,799K	\$1,730K
21 September, 2017	48 Lemonwood Dr	Detached	3	2	59	\$1,149K	\$1,139K
	49 Hartfield Rd	Detached	4	5	16	\$2,489K	\$2,300K
	803, 35 Fontenay Crt	Condo	1	2	66	\$490K	\$488K
29 September, 2017	22 Herne Hill	Detached	3	2	2	\$1,599K	\$1,650K
2 October, 2017	41 Hilldowntree Rd	Detached	3	3	5	\$1,398K	\$1,406K
6 October, 2017	33 Hartfield Crt	Detached	4	7	21	\$3,358K	\$3,280K
9 October, 2017	9 Lambeth Cres	Detached	4	5	33	\$3,099K	\$2,925K
11 October, 2017	3 Canterbury Rd	Detached	3	5	28	\$1,595K	\$1,400K



## Data

Month, Day, Year of Sold Date	Address1	Property Type	Bedrooms	Washrooms	Days on the Market	List Price	Sold Price
12 October, 2017	503, 4196 Dundas St W	Condo	1	1	31	\$370K	\$350K
15 October, 2017	18 Taylorwood Dr	Detached	5	6	17	\$2,495K	\$2,150K
19 October, 2017	14, 1393 Royal York Rd	Townhouse	3	3	24	\$748K	\$777K
20 October, 2017	3 Hunthill Crt	Detached	3	3	4	\$1,998K	\$2,200K
26 October, 2017	101 Poplar Heights Dr	Detached	5	3	64	\$1,499K	\$1,410K
27 October, 2017	5 Reigate Rd	Detached	3	3	16	\$1,589K	\$1,531K
31 October, 2017	15 Southway Rd	Detached	4	6	15	\$3,150K	\$3,125K
	301, 4196 Dundas St W	Condo	1	1	37	\$400K	\$384K
7 November, 2017	312, 25 Fontenay Crt	Condo	2	2	40	\$499K	\$478K
8 November, 2017	85 Chestnut Hills Pkwy	Detached	4	3	1	\$1,475K	\$1,430K
10 November, 2017	208 Edenbridge Dr	Detached	4	6	70	\$2,599K	\$2,480K
14 November, 2017	2 Anglesey Blvd	Townhouse	3	3	49	\$1,299K	\$1,210K
17 November, 2017	12 Edenbrook Hill	Detached	4	5	129	\$4,498K	\$4,150K
21 November, 2017	10 Featherwood Pl	Semi-Detached	4	2	20	\$770K	\$748K
	24 Hilldowntree Rd	Detached	4	2	6	\$1,300K	\$1,392K
3 December, 2017	1367 Islington Ave	Detached	3	2	11	\$950K	\$930K
9 December, 2017	602, 30 Allanhurst Dr	Other	2	1	9	\$345K	\$325K
10 December, 2017	207 The Kingsway	Detached	4	3	30	\$1,450K	\$1,365K
11 December, 2017	1001, 25 Fontenay Crt	Condo	2	2	19	\$650K	\$630K
12 December, 2017	186 Edenbridge Dr	Detached	3	3	42	\$1,695K	\$1,670K
18 December, 2017	2 Finchley Rd	Detached	3	1	7	\$1,349K	\$1,380K
19 December, 2017	21 Courtsfield Cres	Detached	4	4	7	\$998K	\$1,409K
	47 Anglesey Blvd	Detached	3	4	4	\$1,550K	\$1,500K
20 December, 2017	1004, 35 Fontenay Crt	Condo	2	2	9	\$599K	\$670K
22 December, 2017	6 Claret Crt	Detached	4	3	22	\$1,300K	\$1,200K
	79 Edenvale Cres	Detached	4	4	105	\$3,880K	\$3,100K
12 January, 2018	1702, 25 Fontenay Crt	Condo	2	2	56	\$550K	\$510K
15 January, 2018	306, 4198 Dundas St W	Condo	1	1	6	\$284K	\$341K

## Data

Month, Day, Year of Sold Date	Address1	Property Type	Bedrooms	Washrooms	Days on the Market	List Price	Sold Price
13 February, 2018	1101, 25 Fontenay Crt	Condo	2	2	29	\$659K	\$617K
14 February, 2018	16 Bosworth Ave	Detached	3	3	7	\$1,000K	\$1,101K
15 February, 2018	41 Chestnut Hills Pkwy	Detached	4	4	8	\$1,495K	\$1,570K
19 February, 2018	4172 Dundas St	Semi-Detached	2	2	264	\$889K	\$815K
20 February, 2018	1708, 25 Fontenay Crt	Condo	2	2	7	\$659K	\$671K
21 February, 2018	608, 25 Fontenay Crt	Condo	2	2	15	\$798K	\$788K
22 February, 2018	7 Gatewood Cres	Detached	3	2	115	\$1,175K	\$1,074K
	1204, 25 Fontenay Crt	Condo	2	2	7	\$540K	\$530K
26 February, 2018	41 Hilldowntree Rd W	Detached	4	3	6	\$1,499K	\$1,535K
28 February, 2018	104, 30 Anglesey Blvd	Condo	2	2	12	\$798K	\$798K
	412, 25 Fontenay Crt	Condo	2	2	96	\$589K	\$578K
2 March, 2018	10 Woodcrest Dr	Detached	5	3	23	\$1,598K	\$1,518K
	52 Herne Hill	Detached	4	5	3	\$2,100K	\$2,150K
6 March, 2018	1375 Islington Ave	Detached	2	2	6	\$949K	\$960K
7 March, 2018	203, 38 Fontenay Crt	Condo	2	2	9	\$529K	\$525K
14 March, 2018	29 Poplar Heights Dr	Detached	4	5	2	\$1,999K	\$1,981K
15 March, 2018	7 Knowland Dr	Detached	3	3	12	\$1,188K	\$1,172K
19 March, 2018	47 Nottingham Dr	Detached	4	5	20	\$2,049K	\$1,925K
	402, 1135 Royal York Rd	Condo	1	1	6	\$475K	\$470K
20 March, 2018	602, 25 Fontenay Crt	Condo	2	2	14	\$496K	\$480K
24 March, 2018	49 Hartfield Rd	Detached	4	5	2	\$2,449K	\$2,428K
26 March, 2018	307, 4198 Dundas St W	Condo	1	1	6	\$320K	\$346K
27 March, 2018	7 Vancho Cres	Detached	4	3	6	\$1,389K	\$1,430K
	202, 61 Richview Rd	Condo	3	2	13	\$469K	\$445K
29 March, 2018	7 Cobble Hills	Detached	3	3	9	\$2,500K	\$2,250K
	612, 4196 Dundas St W	Condo	1	1	6	\$450K	\$453K