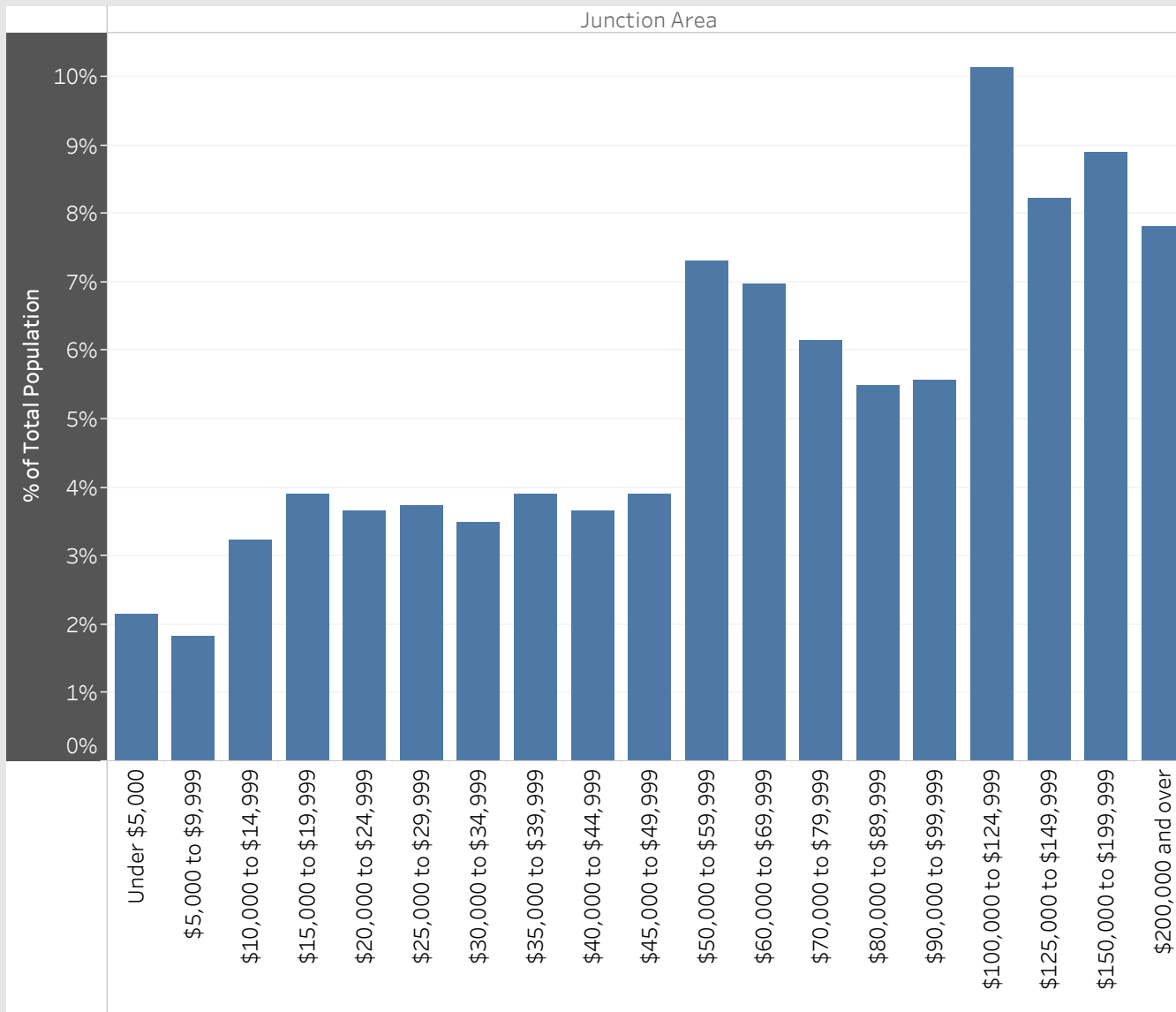


Junction Area
Neighbourhood Breakdown
July 1st, 2015 - March 31st, 2018

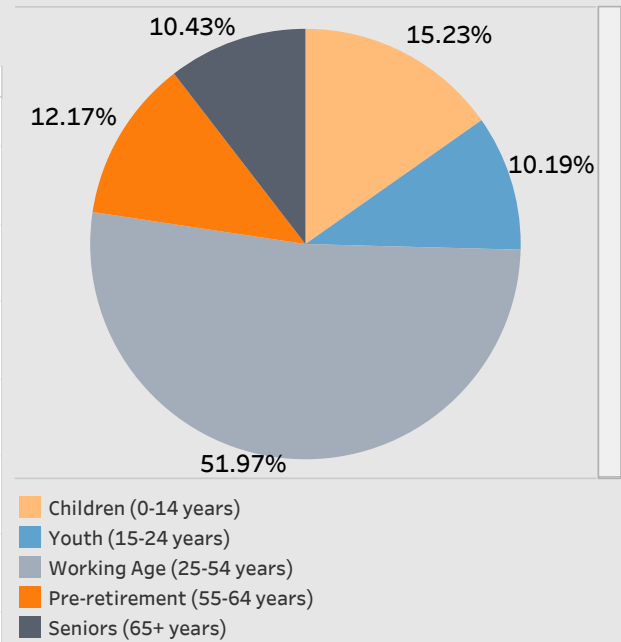


2016 StatsCan Data

Household Income in Junction Area



Age

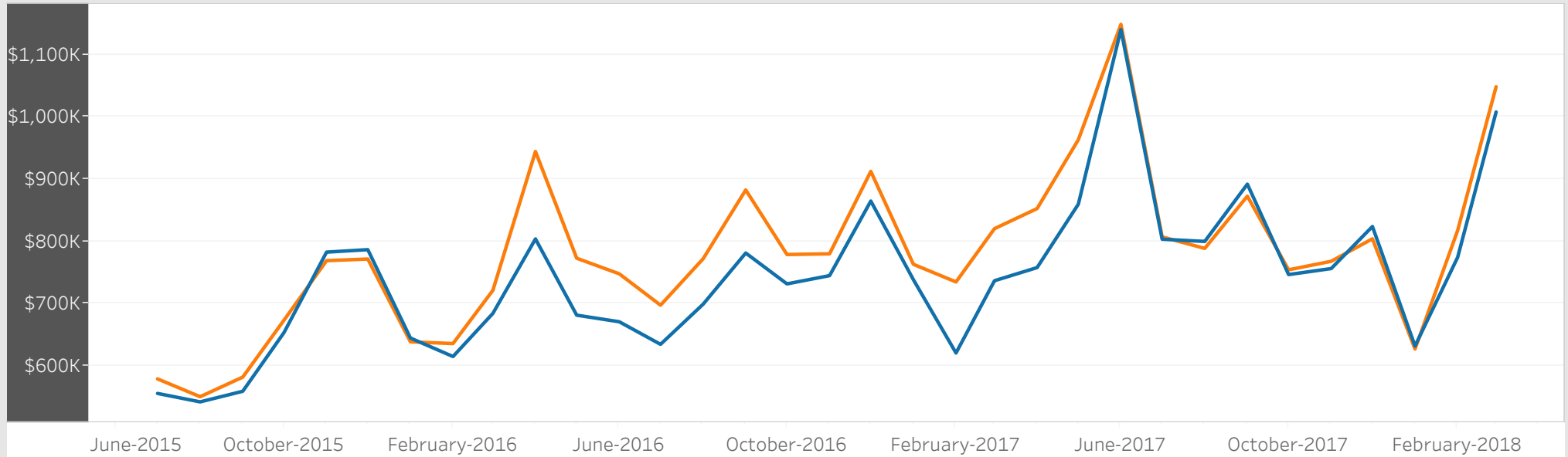


Visible Minorities

Not a visible minority	70.47%
Chinese	6.28%
Filipino	4.37%
Black	3.90%
South Asian	3.73%
Latin American	3.48%
Southeast Asian	2.80%
Multiple visible minorities	1.74%
Visible minority; n.i.e.	1.46%
Japanese	0.82%
Korean	0.50%
West Asian	0.25%
Arab	0.21%

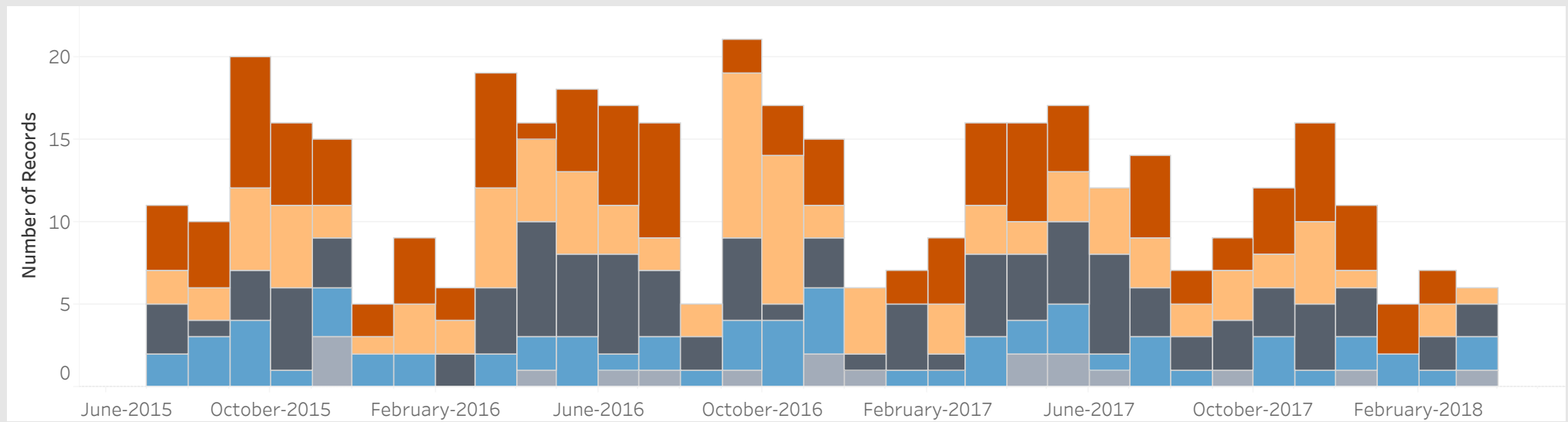
Average Sold Price vs. Average Ask Price in Junction Area

Avg. List Price Avg. Sold Price



Properties Sold in Junction Area by Month

Condo Detached Semi-Detached Townhouse Other



Data

Month, Day, Year of Sold Date	Address1	Property Type	Bedrooms	Washrooms	Days on the Market	List Price	Sold Price
1 July, 2015	96 Birdstone Cres, Toronto	Townhouse	3	3	9	\$520K	\$528K
2 July, 2015	15, 50 Brickworks Lane, Toronto	Townhouse	2	3	10	\$540K	\$530K
5 July, 2015	501, 61 Heintzman St, Toronto	Condo	2	1	13	\$260K	\$253K
6 July, 2015	71 Vernon St, Toronto	Detached	5	4	19	\$979K	\$945K
7 July, 2015	518, 61 Heintzman St, Toronto	Condo	2	1	9	\$330K	\$330K
8 July, 2015	718, 61 Heintzman St, Toronto	Condo	2	1	2	\$349K	\$345K
13 July, 2015	427 Indian Grve, Toronto	Semi-Detached	3	1	6	\$599K	\$706K
21 July, 2015	293 Evelyn Ave, Toronto	Semi-Detached	3	2	7	\$850K	\$1,032K
22 July, 2015	3483 Dundas St, Toronto	Semi-Detached	2	2	13	\$400K	\$330K
28 July, 2015	543, 60 Heintzman St, Toronto	Condo	1	2	26	\$430K	\$430K
	760 Indian Rd, Toronto	Detached	3	2	2	\$849K	\$934K
4 August, 2015	236 Annette St, Toronto	Detached	7	6	12	\$1,358K	\$1,328K
	277 Maria St, Toronto	Townhouse	3	3	15	\$650K	\$640K
11 August, 2015	41 Brickworks Lane, Toronto	Townhouse	2	3	7	\$500K	\$500K
12 August, 2015	606, 61 Heintzman St, Toronto	Condo	2	1	38	\$240K	\$230K
13 August, 2015	107, 61 Heintzman St, Toronto	Condo	2	2	10	\$425K	\$419K
17 August, 2015	124 Tarragona Blvd, Toronto	Semi-Detached	4	4	11	\$559K	\$625K
	412, 61 Heintzman St, Toronto	Condo	2	1		\$340K	\$340K
24 August, 2015	307, 2803 Dundas St, Toronto	Condo	1	1	154	\$280K	\$280K
25 August, 2015	125 Priscilla Ave, Toronto	Detached	3	1	9	\$529K	\$626K
26 August, 2015	35 Birdstone Cres, Toronto	Townhouse	2	3	21	\$534K	\$510K
2 September, 2015	1105, 61 Heintzman St, Toronto	Condo	2	1	7	\$245K	\$245K
8 September, 2015	418, 61 Heintzman St, Toronto	Condo	2	1	1	\$340K	\$340K
	1131, 60 Heintzman St, Toronto	Condo	1	1	21	\$370K	\$380K
12 September, 2015	59 Vernon St, Toronto	Semi-Detached	3	2	5	\$649K	\$700K
	3251 Dundas St, Toronto	Detached	5	3	47	\$880K	\$881K
13 September, 2015	1619, 60 Heintzman St, Toronto	Condo	1	2	6	\$389K	\$405K
14 September, 2015	204, 235 Medland St, Toronto	Condo	1	2	20	\$600K	\$581K

Data

Month, Day, Year of Sold Date	Address1	Property Type	Bedrooms	Washrooms	Days on the Market	List Price	Sold Price
15 September, 2015	224 Evelyn Ave, Toronto	Detached	3	3	7	\$1,095K	\$1,218K
17 September, 2015	214 Maria St, Toronto	Townhouse	2	2	37	\$530K	\$529K
18 September, 2015	485 Keele St, Toronto	Semi-Detached	4	3	21	\$549K	\$570K
21 September, 2015	67 Hook Ave, Toronto	Townhouse	3	1	8	\$679K	\$850K
	219 Maria St, Toronto	Detached	3	2	5	\$550K	\$610K
	1317, 60 Heintzman St, Toronto	Condo	1	1	11	\$260K	\$256K
22 September, 2015	68 Viella St, Toronto	Semi-Detached	3	3	12	\$660K	\$650K
	1714, 60 Heintzman St, Toronto	Condo	1	1	7	\$399K	\$438K
23 September, 2015	808, 61 Heintzman St, Toronto	Condo	2	1	10	\$358K	\$358K
24 September, 2015	73 Brickworks Lane, Toronto	Townhouse	3	4	24	\$509K	\$502K
	170 Fairview Ave, Toronto	Detached	3	3	10	\$979K	\$989K
28 September, 2015	34 Jackson Pl, Toronto	Townhouse	2	2	6	\$430K	\$450K
30 September, 2015	168 Maria St, Toronto	Detached	2	2	23	\$700K	\$675K
1 October, 2015	394 Annette St, Toronto	Semi-Detached	3	2	17	\$669K	\$669K
4 October, 2015	574 Clendenan Ave, Toronto	Detached	3	2	13	\$680K	\$667K
6 October, 2015	Ph2405, 60 Heintzman St, Toronto	Condo	1	2	7	\$499K	\$602K
7 October, 2015	1211, 61 Heintzman St, Toronto	Condo	2	1	7	\$362K	\$362K
8 October, 2015	1214, 60 Heintzman St, Toronto	Condo	1	1	7	\$298K	\$294K
16 October, 2015	277 Evelyn Ave, Toronto	Detached	4	4	4	\$1,300K	\$1,365K
19 October, 2015	203, 61 Heintzman St, Toronto	Condo	2	1	13	\$250K	\$250K
	1604, 61 Heintzman St, Toronto	Condo	2	1	7	\$350K	\$360K
20 October, 2015	230 Annette St, Toronto	Detached	4	2	8	\$899K	\$900K
21 October, 2015	46 Tarragona Blvd, Toronto	Semi-Detached	3	3	9	\$655K	\$655K
26 October, 2015	279 Pacific Ave, Toronto	Detached	5	3	7	\$1,299K	\$1,365K
	3239 Dundas St, Toronto	Semi-Detached	2	1	12	\$498K	\$551K
27 October, 2015	173, 91 Weston Rd, Toronto	Townhouse	3	3	15	\$450K	\$460K
29 October, 2015	82 Hook Ave, Toronto	Semi-Detached	3	3	22	\$849K	\$830K
	536 Clendenan Ave, Toronto	Detached	3	3	17	\$838K	\$910K

Data

Month, Day, Year of Sold Date	Address1	Property Type	Bedrooms	Washrooms	Days on the Market	List Price	Sold Price
30 October, 2015	80 Annette St, Toronto	Semi-Detached	3	2	9	\$550K	\$525K
2 November, 2015	218, 60 Heintzman St, Toronto	Condo	1	1	25	\$340K	\$335K
3 November, 2015	172 St Johns Rd, Toronto	Detached	3	3	29	\$1,199K	\$1,171K
	587 Clendenan Rd, Toronto	Semi-Detached	3	2	7	\$599K	\$589K
6 November, 2015	234 Annette St, Toronto	Detached	3	3	18	\$829K	\$790K
9 November, 2015	23 Jillson Ave, Toronto	Other	6	3	76	\$1,300K	\$1,235K
10 November, 2015	2994 Dundas St, Toronto	Other	4	4	54	\$1,950K	\$1,890K
16 November, 2015	324 Campbell Ave, Toronto	Semi-Detached	3	2	10	\$800K	\$856K
	Bl24, 24 Brickworks Lane, Toronto	Townhouse	3	3	43	\$489K	\$475K
19 November, 2015	438, 60 Heintzman St, Toronto	Condo	1	1	1	\$320K	\$340K
	510, 1375 Dupont St, Toronto	Condo	1	1	8	\$335K	\$332K
22 November, 2015	226A Ryding Ave, Toronto	Semi-Detached	3	2	22	\$649K	\$641K
24 November, 2015	442 Quebec Ave, Toronto	Other	5	4	20	\$1,199K	\$1,128K
25 November, 2015	256, 11 Weston Rd, Toronto	Townhouse	3	3	185	\$487K	\$470K
	1428, 60 Heintzman St, Toronto	Condo	1	2	1	\$500K	\$567K
30 November, 2015	3164 Dundas St, Toronto	Townhouse	3	3	20	\$739K	\$710K
8 December, 2015	512, 61 Heintzman St, Toronto	Condo	2	1	7	\$320K	\$320K
9 December, 2015	181 Mavity St, Toronto	Townhouse	3	2	8	\$949K	\$920K
13 December, 2015	802, 61 Heintzman St, Toronto	Condo	2	1	47	\$340K	\$336K
15 December, 2015	310 High Park Ave, Toronto	Detached	9	5	23	\$1,798K	\$1,750K
20 December, 2015	145 Brickworks Lane, Toronto	Townhouse	3	4	13	\$525K	\$530K
4 January, 2016	305, 152 Annette St, Toronto	Condo	1	1	5	\$650K	\$650K
7 January, 2016	404, 1 St John's Rd, Toronto	Condo	2	1	56	\$359K	\$350K
10 January, 2016	60 Mulock Ave, Toronto	Detached	3	2	25	\$598K	\$574K
	129 Brickworks Lane, Toronto	Townhouse	3	2	25	\$550K	\$530K
13 January, 2016	71 Vernon St, Toronto	Detached	5	4	49	\$1,149K	\$1,147K
22 January, 2016	2402, 60 Heintzman St	Condo	1	1	16	\$304K	\$300K
27 January, 2016	131 Brickworks Lane	Townhouse	2	3	21	\$530K	\$530K

Data

Month, Day, Year of Sold Date	Address1	Property Type	Bedrooms	Washrooms	Days on the Market	List Price	Sold Price
27 January, 2016	171 St Johns Rd	Detached	4	3	8	\$1,238K	\$1,242K
29 January, 2016	203, 1 St. John's Rd	Condo	1	1	9	\$420K	\$420K
10 February, 2016	27 Cannes Circ	Semi-Detached	4	4	7	\$680K	\$700K
12 February, 2016	134 Vine Ave	Semi-Detached	3	1	9	\$779K	\$770K
14 February, 2016	521, 61 Heintzman St	Condo	1	1	6	\$330K	\$360K
18 February, 2016	230 Annette St	Detached	3	2	1	\$899K	\$900K
20 February, 2016	302, 1 St. John's Rd	Condo	3	1	19	\$530K	\$505K
29 February, 2016	33 Hagar Ave	Detached	2	2	6	\$469K	\$577K
1 March, 2016	606, 2803 Dundas St W	Condo	2	2	28	\$590K	\$590K
2 March, 2016	311, 61 Heintzman St	Condo	1	1	14	\$320K	\$328K
7 March, 2016	159 Medland St	Detached	5	4	7	\$1,295K	\$1,295K
	508 Perth Ave	Detached	4	2	7	\$669K	\$736K
	1326, 60 Heintzman St	Condo	2	1	7	\$435K	\$460K
	2989 Dundas St W	Detached	3	3	49	\$1,899K	\$1,860K
8 March, 2016	816, 61 Heintzman St	Condo	1	1	0	\$350K	\$350K
9 March, 2016	237 St. Johns Rd	Detached	4	2	8	\$820K	\$870K
11 March, 2016	126 Humberstone Ave	Detached	3	2	3	\$900K	\$975K
	612, 61 Heintzman St	Condo	1	1	4	\$375K	\$391K
14 March, 2016	21 Tarragona Blvd	Semi-Detached	3	4	4	\$698K	\$793K
18 March, 2016	37 Birdstone Cres	Townhouse	2	3	14	\$550K	\$536K
19 March, 2016	347 Indian Road Cres	Semi-Detached	4	3	3	\$724K	\$971K
21 March, 2016	96 Maria St	Detached	3	2	45	\$700K	\$650K
24 March, 2016	910, 61 Heintzman St	Condo	1	1	8	\$312K	\$316K
27 March, 2016	1907, 60 Heintzman St	Condo	2	2	3	\$425K	\$448K
29 March, 2016	80 Laws St	Semi-Detached	3	2	0	\$900K	\$1,000K
30 March, 2016	15 Weston Rd	Townhouse	2	3	1	\$530K	\$572K
31 March, 2016	446 Maybank Ave	Semi-Detached	3	3	7	\$500K	\$555K
2 April, 2016	152 Viella St	Semi-Detached	3	4	4	\$719K	\$855K

Data

Month, Day, Year of Sold Date	Address1	Property Type	Bedrooms	Washrooms	Days on the Market	List Price	Sold Price
2 April, 2016	223 Fairview Ave	Other	5	4	4	\$1,049K	\$1,249K
5 April, 2016	544 Quebec Ave	Semi-Detached	3	2	6	\$456K	\$560K
7 April, 2016	133 Tarragona Blvd	Semi-Detached	4	4	6	\$780K	\$785K
	214 Gilmour Ave	Detached	5	2	10	\$879K	\$1,142K
8 April, 2016	207 Medland St	Semi-Detached	3	4	2	\$999K	\$1,255K
9 April, 2016	1227, 60 Heintzman St	Condo	2	2	5	\$470K	\$490K
12 April, 2016	239 Maria St, Toronto	Townhouse	4	2	6	\$440K	\$531K
	291 Maria St	Townhouse	3	2	0	\$659K	\$727K
	502 Quebec Ave	Detached	2	2	8	\$700K	\$806K
19 April, 2016	45 Laws St	Detached	4	2	6	\$1,249K	\$1,531K
20 April, 2016	53 Laws St	Semi-Detached	5	2	7	\$949K	\$1,100K
	547 Clendenan Ave	Semi-Detached	3	2	2	\$780K	\$910K
25 April, 2016	61 McMurray Ave	Semi-Detached	3	2	7	\$899K	\$1,090K
30 April, 2016	175 Vine Ave	Detached	3	2	3	\$880K	\$925K
	760 Indian Rd	Detached	3	2	5	\$949K	\$1,150K
2 May, 2016	115 Weston Rd	Townhouse	3	3	10	\$539K	\$555K
3 May, 2016	931, 60 Heintzman St	Condo	1	1	4	\$235K	\$230K
5 May, 2016	48 Laws St	Detached	3	4	31	\$1,798K	\$1,768K
	391 Quebec Ave	Detached	4	3	8	\$970K	\$1,186K
6 May, 2016	1142, 60 Heintzman St	Condo	2	2	2	\$489K	\$510K
9 May, 2016	1903, 60 Heintzman St	Condo	2	1	7	\$415K	\$400K
10 May, 2016	166 Priscilla Ave	Semi-Detached	3	2	7	\$600K	\$731K
13 May, 2016	111 St Johns Rd	Detached	4	2	3	\$950K	\$1,288K
	448 Maybank Ave	Semi-Detached	3	2	2	\$539K	\$708K
16 May, 2016	130 Brickworks Lane	Townhouse	3	2	3	\$550K	\$550K
	533 Runnymede Rd	Semi-Detached	3	1	7	\$499K	\$625K
	1709, 60 Heintzman St	Condo	2	2	5	\$500K	\$605K
19 May, 2016	2201, 60 Heintzman St	Condo	2	2	29	\$530K	\$530K

Data

Month, Day, Year of Sold Date	Address1	Property Type	Bedrooms	Washrooms	Days on the Market	List Price	Sold Price
21 May, 2016	37 Weston Rd	Townhouse	3	2	50	\$550K	\$547K
25 May, 2016	52 Mulock Ave	Detached	3	3	7	\$795K	\$834K
30 May, 2016	379 Quebec Ave	Detached	3	2	6	\$849K	\$1,101K
31 May, 2016	155 Viella St	Semi-Detached	3	4	7	\$749K	\$801K
	582 Clendenan Ave	Semi-Detached	3	2	7	\$700K	\$936K
1 June, 2016	23 Tarragona Blvd	Semi-Detached	3	4	7	\$749K	\$800K
	35 Annette St	Detached	1	1	2	\$650K	\$653K
2 June, 2016	59 Vernon St	Semi-Detached	3	4	6	\$949K	\$1,118K
	918, 61 Heintzman St	Condo	1	1	9	\$355K	\$406K
7 June, 2016	140 Mavity St	Detached	4	2	5	\$998K	\$1,250K
	584 Indian Grve	Semi-Detached	3	3	6	\$900K	\$900K
8 June, 2016	210, 152 Annette St	Condo	1	1	8	\$498K	\$605K
	759 Indian Rd	Semi-Detached	3	2	7	\$799K	\$910K
13 June, 2016	195 Annette St	Other	4	3	7	\$950K	\$960K
18 June, 2016	1325, 60 Heintzman St	Condo	1	1	3	\$315K	\$315K
20 June, 2016	765 Indian Rd	Semi-Detached	3	2	6	\$800K	\$1,010K
	1133, 60 Heintzman St	Condo	1	1	27	\$293K	\$275K
24 June, 2016	112, 60 Heintzman St	Condo	1	1	2	\$290K	\$288K
	1229, 60 Heintzman St	Condo	2	2	25	\$530K	\$525K
27 June, 2016	775 Indian Rd	Semi-Detached	3	4	13	\$1,080K	\$1,278K
	1930 St Clair Ave W	Townhouse	3	3	12	\$540K	\$572K
29 June, 2016	227 Maria St	Detached	2	3	7	\$700K	\$842K
2 July, 2016	636, 60 Heintzman St	Condo	1	1	5	\$330K	\$356K
4 July, 2016	3341 Dundas St W	Semi-Detached	3	2	60	\$799K	\$720K
6 July, 2016	1011, 61 Heintzman St	Condo	1	1	1	\$349K	\$385K
7 July, 2016	717, 61 Heintzman St	Condo	2	2	3	\$480K	\$515K
8 July, 2016	226 Maria St	Townhouse	2	1	2	\$579K	\$691K
	407, 2803 Dundas St W	Condo	0	1	87	\$300K	\$300K

Data

Month, Day, Year of Sold Date	Address1	Property Type	Bedrooms	Washrooms	Days on the Market	List Price	Sold Price
11 July, 2016	1103, 61 Heintzman St	Condo	1	1	0	\$321K	\$335K
12 July, 2016	142 Tarragona Blvd	Semi-Detached	3	3	7	\$698K	\$780K
15 July, 2016	353 Pacific Ave	Semi-Detached	3	4	4	\$995K	\$1,350K
16 July, 2016	1418, 60 Heintzman St	Condo	2	1	3	\$390K	\$390K
18 July, 2016	227 Indian Road Cres	Semi-Detached	3	3	4	\$1,428K	\$1,385K
	1601, 61 Heintzman St	Condo	1	2	6	\$369K	\$385K
19 July, 2016	69 McMurray Ave	Townhouse	3	2	12	\$569K	\$701K
21 July, 2016	3324 Dundas St W	Other	2	3	37	\$1,068K	\$1,018K
26 July, 2016	347 Pacific Ave	Detached	3	1	7	\$720K	\$877K
27 July, 2016	344 Annette St	Detached	3	3	6	\$750K	\$965K
9 August, 2016	152 Medland St	Detached	6	2	6	\$995K	\$1,302K
17 August, 2016	2170 St Clair Ave W	Semi-Detached	3	3	22	\$759K	\$740K
19 August, 2016	450 Maybank Ave	Semi-Detached	3	2	32	\$650K	\$645K
22 August, 2016	516 Perth Ave	Detached	1	1	6	\$499K	\$575K
30 August, 2016	56 Birdstone Cres	Townhouse	3	3	13	\$590K	\$596K
7 September, 2016	233 Evelyn Ave	Detached	5	3	1	\$990K	\$1,275K
11 September, 2016	49 Birdstone Cres	Townhouse	3	2	20	\$575K	\$555K
	754 Indian Rd	Detached	4	4	3	\$1,380K	\$1,701K
12 September, 2016	66 Westholme Ave	Detached	3	2	6	\$849K	\$987K
13 September, 2016	2086 St Clair Ave W	Semi-Detached	1	2	7	\$510K	\$541K
15 September, 2016	105 Weston Rd	Townhouse	2	3	9	\$559K	\$553K
	532, 60 Heintzman St N	Condo	1	1	39	\$380K	\$380K
16 September, 2016	86 Laws St	Detached	3	2	2	\$1,149K	\$1,310K
17 September, 2016	27 Laws St	Detached	4	3	11	\$1,745K	\$1,710K
	262 Weston Rd	Detached	3	3	37	\$795K	\$730K
19 September, 2016	227 Annette St	Detached	3	3	6	\$1,150K	\$1,400K
	259 Evelyn Ave	Detached	5	3	5	\$1,249K	\$1,365K
20 September, 2016	60 Heintzman St	Other		0	54	\$52K	\$35K

Data

Month, Day, Year of Sold Date	Address1	Property Type	Bedrooms	Washrooms	Days on the Market	List Price	Sold Price
22 September, 2016	7 Cobalt Ave	Detached	2	2	10	\$499K	\$594K
	435 Maybank Ave	Detached	4	2	9	\$500K	\$650K
23 September, 2016	17 Brad St	Semi-Detached	2	2	17	\$699K	\$688K
	103, 61 Heintzman St	Condo	2	2	14	\$469K	\$517K
26 September, 2016	125 Mulock Ave	Semi-Detached	3	2	4	\$700K	\$870K
	128 Campbell Ave	Semi-Detached	2	2	7	\$499K	\$611K
27 September, 2016	36 Hook Ave	Townhouse	3	2	6	\$750K	\$997K
	295 Evelyn Ave	Semi-Detached	3	2	6	\$900K	\$1,060K
2 October, 2016	2303, 60 Heintzman St	Condo	2	1	0	\$396K	\$396K
4 October, 2016	19, 63 Weston Rd	Townhouse	3	3	14	\$560K	\$615K
	559 Indian Grve	Townhouse	2	2	6	\$599K	\$753K
5 October, 2016	38 Feltham Ave	Detached	3	2	7	\$650K	\$785K
6 October, 2016	232 Annette St	Detached	3	2	7	\$995K	\$1,100K
11 October, 2016	1031, 60 Heintzman St	Condo	2	1	6	\$399K	\$395K
12 October, 2016	51 Maher Ave	Detached	3	3	6	\$849K	\$1,000K
16 October, 2016	603, 61 Heintzman St	Condo	2	2	3	\$399K	\$399K
17 October, 2016	220 Evelyn Ave	Detached	4	3	6	\$1,349K	\$1,375K
18 October, 2016	33 Brickworks Lane	Townhouse	2	3	1	\$530K	\$590K
19 October, 2016	500 Annette St	Detached	3	1	6	\$689K	\$840K
21 October, 2016	35 Boler St	Detached	3	2	25	\$779K	\$772K
	175 Brickworks Lane	Townhouse	2	4	2	\$600K	\$656K
	542 Clendenan Ave	Detached	4	3	8	\$1,199K	\$1,200K
28 October, 2016	317 Ryding Ave	Detached	3	2	39	\$800K	\$760K
29 October, 2016	157 Viella St	Semi-Detached	3	4	12	\$799K	\$783K
31 October, 2016	589 Runnymede Rd	Detached	5	1	14	\$839K	\$815K
2 November, 2016	326 High Park Ave	Detached	5	5	36	\$1,699K	\$1,651K
3 November, 2016	537 Quebec Ave	Townhouse	3	1	9	\$460K	\$652K
4 November, 2016	94A Mulock Ave	Semi-Detached	3	3	24	\$799K	\$795K

Data

Month, Day, Year of Sold Date	Address1	Property Type	Bedrooms	Washrooms	Days on the Market	List Price	Sold Price
4 November, 2016	3483 Dundas St W	Semi-Detached	2	2	11	\$389K	\$460K
7 November, 2016	1706, 60 Heintzman St	Condo	2	1	0	\$395K	\$395K
9 November, 2016	61 Heintzman St	Condo	1	1	10	\$275K	\$275K
20 November, 2016	A-B, 2751 Dundas St W	Other	2	2	4	\$875K	\$1,013K
22 November, 2016	462 Clendenan Ave	Detached	5	3	8	\$1,088K	\$1,120K
	1426, 60 Heintzman St	Condo	2	1	5	\$450K	\$491K
23 November, 2016	Ph1610, 61 Heintzman St	Condo	2	2	181	\$529K	\$524K
25 November, 2016	265 Evelyn Ave	Other	6	2	11	\$1,200K	\$1,200K
28 November, 2016	52, 71 Birdstone Cres	Townhouse	3	3	11	\$650K	\$645K
	149 Tarragona Blvd	Semi-Detached	4	4	27	\$810K	\$794K
	239 Maria St	Townhouse	3	3	4	\$700K	\$850K
30 November, 2016	341 Indian Road Cres	Townhouse	4	3	10	\$849K	\$830K
1 December, 2016	3308 Dundas St W	Other	2	2	8	\$549K	\$837K
2 December, 2016	445 Indian Grve	Detached	3	3	3	\$1,150K	\$1,100K
5 December, 2016	324 Ryding Ave	Detached	3	2	28	\$650K	\$630K
8 December, 2016	320 Pacific Ave	Detached	5	4	0	\$1,499K	\$1,499K
	526 Quebec Ave	Detached	2	1	8	\$550K	\$635K
14 December, 2016	123 Tarragona Blvd	Semi-Detached	3	4	13	\$789K	\$772K
4 January, 2017	14 Laws St	Semi-Detached	4	3	36	\$1,225K	\$1,224K
10 January, 2017	70 Viella St	Semi-Detached	4	4	1	\$848K	\$858K
11 January, 2017	2, 170 Brickworks Lane	Townhouse	3	3	6	\$629K	\$671K
	812, 61 Heintzman St	Condo	1	1	6	\$425K	\$461K
16 January, 2017	416 Maybank Ave	Semi-Detached	2	2	7	\$650K	\$650K
	1101, 61 Heintzman St	Condo	2	2	7	\$400K	\$480K
20 January, 2017	441 Pacific Ave	Semi-Detached	3	3	11	\$989K	\$995K
3 February, 2017	218 Weston Rd	Detached	2	3	1	\$685K	\$670K
6 February, 2017	317A Ryding Ave	Detached	3	2	22	\$869K	\$870K
13 February, 2017	724, 61 Heintzman St	Condo	2	2	9	\$450K	\$515K

Data

Month, Day, Year of Sold Date	Address1	Property Type	Bedrooms	Washrooms	Days on the Market	List Price	Sold Price
14 February, 2017	4, 1394 Bloor St W	Townhouse	2	2	1	\$569K	\$754K
20 February, 2017	424 Maybank Ave	Detached	3	3	12	\$920K	\$920K
21 February, 2017	1204, 61 Heintzman St	Condo	1	1	7	\$400K	\$465K
23 February, 2017	403, 1375 Dupont St	Condo	1	1	9	\$300K	\$476K
24 February, 2017	1708, 60 Heintzman St	Condo	1	1	8	\$339K	\$339K
28 February, 2017	423 Indian Grve	Semi-Detached	4	3	7	\$1,049K	\$1,600K
1 March, 2017	47 Tarragona Blvd	Semi-Detached	2	2	8	\$689K	\$773K
	1702, 60 Heintzman St	Condo	1	1	6	\$320K	\$410K
6 March, 2017	104 Gilmour Ave	Detached	3	2	7	\$929K	\$1,252K
	291 Gilmour Ave	Townhouse	3	3	47	\$1,028K	\$1,010K
14 March, 2017	22 Brad St	Detached	8	8	27	\$1,749K	\$1,749K
	1004, 61 Heintzman St	Condo	2	1	6	\$400K	\$500K
	#46, 68 Birdstone Cres	Townhouse	3	3	6	\$650K	\$790K
15 March, 2017	21 Weston Rd	Townhouse	2	3	13	\$630K	\$695K
	44 Heintzman St	Semi-Detached	2	2	6	\$879K	\$1,026K
17 March, 2017	1033, 60 Heintzman St	Condo	1	1	2	\$350K	\$380K
20 March, 2017	493 Keele St	Semi-Detached	3	1	10	\$699K	\$575K
22 March, 2017	47 Mulock Ave	Semi-Detached	3	3	7	\$649K	\$811K
24 March, 2017	537 Runnymede Rd	Detached	5	5	11	\$1,230K	\$1,250K
28 March, 2017	615, 61 Heintzman St	Condo	2	1	7	\$450K	\$600K
	2404, 60 Heintzman St	Condo	3	2	7	\$600K	\$675K
30 March, 2017	2092 St Clair Ave W	Semi-Detached	1	2	7	\$529K	\$625K
9 April, 2017	9 Ruskin Ave	Semi-Detached	3	1	4	\$799K	\$1,050K
12 April, 2017	203, 235 Medland St	Condo	1	2	2	\$599K	\$760K
	1812, 60 Heintzman St	Condo	1	1	8	\$329K	\$425K
13 April, 2017	572 Runnymede Rd	Other	6	5	8	\$1,599K	\$1,655K
14 April, 2017	27 Heintzman St	Townhouse	1	3	15	\$929K	\$929K
18 April, 2017	701, 61 Heintzman St	Condo	1	1	7	\$329K	\$420K

Data

Month, Day, Year of Sold Date	Address1	Property Type	Bedrooms	Washrooms	Days on the Market	List Price	Sold Price
20 April, 2017	54 Annette St	Semi-Detached	2	2	8	\$739K	\$1,050K
21 April, 2017	453 Keele St	Other	6	7	535	\$750K	\$695K
24 April, 2017	213 Medland St	Townhouse	4	3	21	\$1,200K	\$1,200K
	248 Evelyn Ave	Detached	5	2	6	\$1,298K	\$1,405K
	418, 61 Heintzman St	Condo	1	1	4	\$450K	\$454K
25 April, 2017	317, 60 Heintzman St	Condo	1	1	6	\$280K	\$300K
26 April, 2017	123 Mulock Ave	Semi-Detached	3	2	7	\$749K	\$999K
	1710, 60 Heintzman St	Condo	1	1	6	\$450K	\$490K
30 April, 2017	46 Viella St	Semi-Detached	3	4	14	\$820K	\$840K
	141 Maria St	Detached	3	2	5	\$799K	\$965K
1 May, 2017	71 Viella St	Semi-Detached	3	4	7	\$838K	\$1,002K
	410 Quebec Ave	Detached	5	3	7	\$1,500K	\$1,570K
	# 9, 371 Wallace Ave	Condo	2	3	5	\$999K	\$1,250K
3 May, 2017	80 Mulock Ave	Detached	2	2	1	\$700K	\$750K
4 May, 2017	66 Birdstone Cres	Townhouse	3	3	1	\$699K	\$801K
	320, 60 Heintzman St	Condo	1	1	3	\$400K	\$408K
	2102, 60 Heintzman St	Condo	1	1	1	\$379K	\$430K
8 May, 2017	107 St Johns Rd	Semi-Detached	3	2	6	\$900K	\$1,200K
	193 Annette St	Other	4	3	33	\$1,000K	\$845K
10 May, 2017	306, 152 Annette St	Condo	2	2	2	\$849K	\$950K
	2164 St Clair Ave W	Semi-Detached	3	4	7	\$699K	\$885K
12 May, 2017	59 Hook Ave	Semi-Detached	3	3	9	\$789K	\$950K
13 May, 2017	204 Fairview Ave	Detached	5	2	12	\$999K	\$1,026K
20 May, 2017	56 Annette St	Townhouse	5	2	10	\$949K	\$950K
24 May, 2017	343 Indian Road Cres	Other	4	4	8	\$1,000K	\$1,305K
26 May, 2017	181 Mavety St	Townhouse	3	2	10	\$1,170K	\$1,150K
29 May, 2017	546 Quebec Ave	Semi-Detached	2	2	6	\$740K	\$900K
6 June, 2017	29 Fiskin Ave	Semi-Detached	2	2	8	\$739K	\$805K

Data

Month, Day, Year of Sold Date	Address1	Property Type	Bedrooms	Washrooms	Days on the Market	List Price	Sold Price
6 June, 2017	497 Keele St	Semi-Detached	2	3	63	\$649K	\$593K
9 June, 2017	155 Vine Ave	Townhouse	4	2	3	\$899K	\$1,000K
10 June, 2017	246 High Park Ave	Detached	6	4	26	\$2,478K	\$2,410K
11 June, 2017	523 Runnymede Rd	Detached	3	5	38	\$1,199K	\$1,100K
	527 Keele St	Semi-Detached	3	2	23	\$759K	\$710K
14 June, 2017	322 High Park Ave	Other	6	4	7	\$1,399K	\$1,600K
20 June, 2017	129 Mavety St	Detached	4	3	15	\$1,425K	\$1,375K
21 June, 2017	181 Fairview Ave	Semi-Detached	3	2	1	\$899K	\$889K
27 June, 2017	117 Viella St	Semi-Detached	4	3	35	\$859K	\$845K
28 June, 2017	234 Gilmour Ave	Detached	4	3	1	\$1,479K	\$1,554K
30 June, 2017	201 Maria St	Semi-Detached	3	2	16	\$900K	\$902K
7 July, 2017	591 Runnymede Rd	Detached	5	3	10	\$1,098K	\$1,075K
9 July, 2017	145 Gilmour Ave	Semi-Detached	3	2	5	\$1,188K	\$1,100K
11 July, 2017	22, 371 Wallace Ave	Condo	1	1	7	\$700K	\$700K
	68 Miller St	Townhouse	0	3	7	\$849K	\$835K
	467 Keele St	Semi-Detached	4	3	37	\$620K	\$600K
17 July, 2017	1802, 60 Heintzman St	Condo	1	1	0	\$360K	\$360K
20 July, 2017	385 Clendenan Ave	Townhouse	3	2	9	\$800K	\$930K
21 July, 2017	29 Heintzman St	Townhouse	3	2	3	\$830K	\$910K
22 July, 2017	439 Maybank Ave	Detached	2	2	11	\$800K	\$870K
25 July, 2017	613, 530 Indian Grve	Condo	2	2	1	\$899K	\$900K
26 July, 2017	151 Maria St	Semi-Detached	3	2	43	\$775K	\$761K
27 July, 2017	130 St John's Rd	Detached	4	2	79	\$1,210K	\$1,150K
28 July, 2017	835, 60 Heintzman St	Condo	2	2	15	\$675K	\$665K
29 July, 2017	703, 530 Indian Grve	Condo	1	1	1	\$439K	\$439K
2 August, 2017	211 Fairview Ave	Detached	5	3	41	\$1,350K	\$1,315K
	504, 61 Heintzman St	Condo	1	1	13	\$410K	\$415K
8 August, 2017	264A Ryding Ave	Semi-Detached	3	2	27	\$789K	\$791K

Data

Month, Day, Year of Sold Date	Address1	Property Type	Bedrooms	Washrooms	Days on the Market	List Price	Sold Price
11 August, 2017	495 Clendenan Ave	Detached	4	3	15	\$1,250K	\$1,165K
16 August, 2017	77 Brickworks Lane	Townhouse	2	3	7	\$699K	\$705K
18 August, 2017	309, 530 Indian Grove	Condo	2	2	3	\$649K	\$649K
20 August, 2017	493 Keele St	Semi-Detached	3	1	2	\$450K	\$478K
1 September, 2017	509, 530 Indian Grove	Condo	2	2	18	\$649K	\$655K
11 September, 2017	2843 Dundas St W	Other	3	3	48	\$1,198K	\$1,158K
13 September, 2017	48 Annette St	Detached	8	5	74	\$880K	\$880K
14 September, 2017	91 Vine Ave	Semi-Detached	3	2	3	\$725K	\$750K
15 September, 2017	424 Clendenan Ave	Detached	3	1	92	\$1,185K	\$1,150K
16 September, 2017	1212, 61 Heintzman St	Condo	1	2	5	\$519K	\$519K
25 September, 2017	272 Maria St	Semi-Detached	3	2	20	\$800K	\$770K
30 September, 2017	33 McMurray Ave	Detached	3	2	4	\$1,149K	\$1,149K
	57 McMurray Ave	Semi-Detached	3	2	96	\$920K	\$820K
3 October, 2017	48, 79 Birdstone Cres	Townhouse	3	3	47	\$755K	\$731K
	347 Pacific Ave	Detached	3	3	6	\$1,425K	\$1,350K
7 October, 2017	2148 St Clair Ave W	Semi-Detached	3	4	24	\$849K	\$829K
9 October, 2017	450 Maybank Ave	Semi-Detached	3	2	4	\$800K	\$790K
10 October, 2017	449 Maybank Ave	Detached	2	2	5	\$660K	\$661K
11 October, 2017	1029, 60 Heintzman St	Condo	2	1	7	\$480K	\$487K
12 October, 2017	723, 61 Heintzman St	Condo	1	1	9	\$400K	\$425K
	2201, 60 Heintzman St	Condo	2	2	23	\$629K	\$627K
18 October, 2017	517 Indian Grve	Townhouse	5	1	2	\$850K	\$910K
	1001, 61 Heintzman St	Condo	2	2	6	\$479K	\$580K
30 October, 2017	11 Bodwin Ave	Semi-Detached	3	3	5	\$889K	\$951K
31 October, 2017	4, 1400 Bloor St W	Townhouse	2	3	14	\$739K	\$706K
2 November, 2017	182 Weston Rd	Detached	3	3	17	\$700K	\$665K
6 November, 2017	25 Boler St	Detached	4	3	27	\$950K	\$890K
7 November, 2017	67 Vine Ave	Townhouse	3	3	8	\$1,088K	\$1,260K

Data

Month, Day, Year of Sold Date	Address1	Property Type	Bedrooms	Washrooms	Days on the Market	List Price	Sold Price
7 November, 2017	350 Indian Road Cres	Detached	3	2	6	\$987K	\$1,061K
9 November, 2017	417, 530 Indian Grve	Condo	1	1	2	\$459K	\$459K
10 November, 2017	60 Campbell Ave	Semi-Detached	4	2	22	\$800K	\$775K
	589 Runnymede Rd	Detached	4	5	24	\$1,299K	\$1,274K
15 November, 2017	512, 61 Heintzman St	Condo	1	1	6	\$440K	\$485K
16 November, 2017	1307, 61 Heintzman St	Condo	1	1	1	\$450K	\$481K
17 November, 2017	822, 61 Heintzman St	Condo	2	2	9	\$629K	\$625K
18 November, 2017	424 Annette St	Semi-Detached	3	2	6	\$980K	\$970K
	526 Quebec Ave	Detached	2	1	59	\$735K	\$715K
19 November, 2017	303, 530 Indian Grve	Condo	2	1	3	\$799K	\$795K
29 November, 2017	473 Keele St	Semi-Detached	3	1	7	\$620K	\$615K
30 November, 2017	21 Britannia Ave	Semi-Detached	3	3	1	\$669K	\$685K
	1910, 60 Heintzman St	Condo	1	1	1	\$489K	\$526K
1 December, 2017	908, 61 Heintzman St	Condo	2	1	7	\$449K	\$500K
6 December, 2017	1420, 60 Heintzman St	Condo	1	1	11	\$420K	\$420K
9 December, 2017	48 Birdstone Cres	Townhouse	3	3	17	\$720K	\$713K
11 December, 2017	243 Maria St	Townhouse	3	2	4	\$759K	\$775K
14 December, 2017	31 Britannia Ave	Semi-Detached	3	2	1	\$659K	\$675K
18 December, 2017	1527, 60 Heintzman St	Condo	2	2	7	\$645K	\$651K
21 December, 2017	529 Keele St	Semi-Detached	3	2	8	\$729K	\$700K
27 December, 2017	27 St Johns Rd	Other	5	4	85	\$1,699K	\$1,588K
29 December, 2017	58 Mc Murray Ave	Semi-Detached	3	1	17	\$849K	\$820K
	132 Mavety St	Detached	4	2	30	\$1,700K	\$1,580K
31 December, 2017	1315, 60 Heintzman St	Condo	1	1	19	\$430K	\$420K
4 January, 2018	2, 190 Brickworks Lane	Townhouse	3	3	76	\$718K	\$710K
	613, 1420 Dupont St	Condo	1	1	17	\$340K	\$352K
8 January, 2018	1011, 61 Heintzman St	Condo	1	1	11	\$500K	\$518K
18 January, 2018	116 Miller St	Townhouse	3	3	44	\$750K	\$710K

Data

Month, Day, Year of Sold Date	Address1	Property Type	Bedrooms	Washrooms	Days on the Market	List Price	Sold Price
24 January, 2018	106, 530 Indian Grve	Condo	2	2	7	\$849K	\$843K
12 February, 2018	96 St John's Rd	Detached	3	2	7	\$1,000K	\$1,262K
14 February, 2018	48 Jackson Pl	Townhouse	1	2	16	\$659K	\$643K
16 February, 2018	431, 60 Heintzman St	Condo	2	2	2	\$630K	\$682K
	2409, 60 Heintzman St	Condo	2	2	9	\$670K	\$666K
20 February, 2018	61A Aziel St	Detached	2	2	8	\$1,000K	\$1,000K
21 February, 2018	148 Mulock Ave	Semi-Detached	5	2	9	\$799K	\$820K
26 February, 2018	2378 St Clair Ave W	Semi-Detached	3	3	19	\$660K	\$647K
7 March, 2018	299 Pacific Ave	Other	4	4	14	\$1,500K	\$1,380K
8 March, 2018	216 Maria St	Townhouse	2	2	9	\$710K	\$686K
9 March, 2018	110 St Johns Rd	Semi-Detached	3	2	3	\$749K	\$950K
12 March, 2018	29 Fiskens Ave	Semi-Detached	3	3	86	\$949K	\$925K
26 March, 2018	265 Pacific Ave	Detached	5	3	7	\$1,449K	\$1,660K
31 March, 2018	67 Birdstone Cres	Townhouse	3	2	3	\$689K	\$689K